



# INDIANAPOLIS COLTS WEEKLY PRESS RELEASE

Indiana Farm Bureau Football Center  
P.O. Box 535000  
Indianapolis, IN 46253  
www.colts.com



**AFC CHAMPIONSHIP GAME**  
INDIANAPOLIS COLTS (13-5) at NEW ENGLAND PATRIOTS (13-4)  
6:40 P.M. EST | SUN., JAN. 18, 2015 | GILLETTE STADIUM



## COLTS TRAVEL TO NEW ENGLAND FOR AFC CHAMPIONSHIP GAME



The Indianapolis Colts (13-5) will battle the New England Patriots (13-4) in the AFC Championship Game on Sunday evening in Foxborough, Mass. Kickoff is set for 6:40 p.m. EST at Gillette Stadium.

The Colts will play in the conference championship for the first time since the 2009 campaign. Overall, Indianapolis holds a 1-3 record against New England in the postseason, with the sole victory coming in the 2006 AFC Championship Game en route to the team's Super Bowl XLI victory.

Outside Linebacker  
Jonathan Newsome

Last week in the AFC Divisional round against the Broncos (1/11/15), the Colts claimed a 24-13 victory. Indianapolis' defense held Denver to 288 net yards (88 rushing and 200 passing) and 4-of-16 on third down attempts (25 percent). Cornerback **Vontae Davis** notched a career-high five passes defended, while outside linebacker **Jonathan Newsome** posted his first career sack-forced fumble in the postseason. Offensively, running back **Daniel "Boom" Herron** scored his second rushing touchdown in as many weeks. Quarterback **Andrew Luck** found tight end **Dwayne Allen** and wide receiver **Hakeem Nicks** in the end zone in the second and third quarters, respectively.

New England overcame two 14-point deficits last week and defeated the Baltimore Ravens at home by a score of 35-31. Quarterback Tom Brady completed 33-of-50 passes for 367 yards, three touchdowns and one interception for a 99.3 passer rating. Wide receiver Julian Edelman had a game-high eight receptions for 74 yards and also threw a 51-yard touchdown pass to wide receiver Danny Amendola.

## MEDIA SCHEDULE: JAN. 13 - 18

### TUESDAY, JANUARY 13

No Availability

### WEDNESDAY, JANUARY 14

11:45 a.m. – Practice (Limited Availability)  
1:30 p.m. – Coach Pagano Available  
1:45 p.m. – Andrew Luck, Dwayne Allen, Cory Redding and D'Qwell Jackson at the Podium/Player Availability

### THURSDAY, JANUARY 15

11:45 a.m. – Practice (Limited Availability)  
1:30 p.m. – Coach Pagano Available  
1:45 p.m. – Coordinators Available at the Podium  
1:55 p.m. – Coby Fleener, Anthony Castonzo and Greg Toler at the Podium/Player Availability

### FRIDAY, JANUARY 16

11:00 a.m. – Practice (Limited Availability)  
After Practice – Coach Pagano Available  
After Practice – Andrew Luck, Reggie Wayne, T.Y. Hilton and Vontae Davis at the Podium/Player Availability

### SATURDAY, JANUARY 17

No Availability

### SUNDAY, JANUARY 18

Indianapolis Colts at New England Patriots – 6:40 p.m. ET

## BROADCAST INFORMATION

TV coverage: CBS

Play-by-Play: Jim Nantz

Color Analyst: Phil Simms

Sideline: Tracy Wolfson



Radio coverage: WFNI & WLHK

Play-by-Play: Bob Lamey

Color Analyst: Jim Sorgi

Sideline: Matt Taylor



Radio coverage: WestwoodOne Sports

Play-by-Play: Kevin Kugler

Color Analyst: James Lofton

Sideline: Tony Boselli



## 2014 COLTS SCHEDULE

### PRESEASON (0-4)

Day	Date	Opponent	TV	Result
Thurs.	Aug. 7	at NY Jets	WNDY	L, 13-10
Sat.	Aug. 16	<b>NY GIANTS</b>	WISH	L, 27-26
Sat.	Aug. 23	<b>NEW ORLEANS</b>	CBS	L, 23-17
Thurs.	Aug. 28	at Cincinnati	WNDY	L, 35-7

### REGULAR SEASON (11-5)

Day	Date	Opponent	TV	Result
Sun.	Sept. 7	at Denver	NBC	L, 31-24
Mon.	Sept. 15	<b>PHILADELPHIA</b>	ESPN	L, 30-27
Sun.	Sept. 21	at Jacksonville	CBS	W, 44-17
Sun.	Sept. 28	<b>TENNESSEE</b>	CBS	W, 41-17
Sun.	Oct. 5	<b>BALTIMORE</b>	CBS	W, 20-13
Thurs.	Oct. 9	at Houston	CBS/NFLN	W, 33-28
Sun.	Oct. 19	<b>CINCINNATI</b>	CBS	W, 27-0
Sun.	Oct. 26	at Pittsburgh	CBS	L, 51-34
Mon.	Nov. 3	at NY Giants	ESPN	W, 40-24
Sun.	Nov. 9	BYE WEEK		
Sun.	Nov. 16	<b>NEW ENGLAND</b>	NBC	L, 42-20
Sun.	Nov. 23	<b>JACKSONVILLE</b>	CBS	W, 23-3
Sun.	Nov. 30	<b>WASHINGTON</b>	FOX	W, 49-27
Sun.	Dec. 7	at Cleveland	CBS	W, 25-24
Sun.	Dec. 14	<b>HOUSTON</b>	CBS	W, 17-10
Sun.	Dec. 21	at Dallas	CBS	L, 42-7
Sun.	Dec. 28	at Tennessee	CBS	W, 27-10

### POSTSEASON (2-0)

Day	Date	Opponent	TV	Time/Result
Sun.	Jan. 4	<b>CINCINNATI</b>	CBS	W, 26-10
Sun.	Jan. 11	at Denver	CBS	W, 24-13
Sun.	Jan. 18	at New England	CBS	6:40 p.m.

\*All times are Eastern; Homes games in **BOLD CAPS**





# TABLE OF CONTENTS / IMPORTANT INFORMATION

## TABLE OF CONTENTS

Game Preview/Schedules/Standings .....	1
Table of Contents/Important Information .....	2
<b>OPPONENT INFORMATION</b>	
Head Coach Comparison .....	3
Connections .....	4
Statistical Comparison .....	5
Career Stats vs. Opponent .....	6-10
<b>COLTS NOTES</b>	
Colts Notes Summary & Tweets .....	11
Colts Postseason Notes .....	12-17
Colts Notes .....	18-31
Colts Offseason Notes .....	32
Colts 2014 NFL Draft Picks .....	33
Reggie Wayne Notes .....	34-35
Andrew Luck Notes .....	36-37
Adam Vinatieri Notes .....	38-39
<b>ROSTER PAGES</b>	
Unofficial Depth Chart .....	40
Players By Position .....	41
How the Colts were Built .....	42
Alphabetical Roster .....	43
Numerical Roster .....	44
Roster Superlatives .....	45
Transactions .....	46-47
2014 Colts Participation .....	48
<b>COLTS STATISTICS</b>	
2014 Colts Regular Season Stats .....	49
2014 Colts Regular Season Defensive Stats .....	50
2014 Colts Postseason Stats .....	51
2014 Colts Postseason Defensive Stats .....	52

## 2014 HONORS

### TE-DWAYNE ALLEN

Ed Block Courage Award

### CB-VONTAE DAVIS

Pro Bowl

### WR-T.Y. HILTON

Pro Bowl

### ILB-D'QWELL JACKSON

AFC Defensive Player of the Week - Week 13

### QB-ANDREW LUCK

Pro Bowl

AFC Offensive Player of the Week - Week 3

AFC Offensive Player of the Month - November

### P-PAT McAFEE

Associated Press First-Team NFL All-Pro

Pro Bowl

AFC Special Teams Player of the Month - September

AFC Special Teams Player of the Week - Week 6

### OLB-JONATHAN NEWSOME

AFC Defensive Player of the Week - Week 17

### K-ADAM VINATIERI

Associated Press First-Team NFL All-Pro

Pro Bowl

## COLTS MEDIA SITE

On the Colts media website, <http://media.colts.com>, media outlets can access up-to-date Colts information, including press releases, transcripts, daily notes, game releases and media schedules/availabilities. The site also offers access to the 2014 media guide as well as the ability to request season and game-by-game credentials.

## 2014 FINAL AFC SOUTH STANDINGS

Team	W	L	T	Pct.	PF	PA	Home	Away	Conf	Div	Strk
<b>COLTS</b>	<b>11</b>	<b>5</b>	<b>0</b>	<b>.688</b>	<b>458</b>	<b>369</b>	<b>6-2</b>	<b>5-3</b>	<b>9-3</b>	<b>6-0</b>	<b>W1</b>
Houston	9	7	0	.563	372	307	5-3-0	4-4	8-4	4-2	W2
Jacksonville	3	13	0	.188	249	412	3-5	0-8	2-10	1-5	L1
Tennessee	2	14	0	.125	254	438	1-7	1-7	2-10	1-5	L10

## IMPORTANT NFL DATES

### JANUARY 17

East-West Shrine Game, Tropicana Field, St. Petersburg, Florida.

### JANUARY 18

AFC and NFC Championship Games.

### JANUARY 24

Senior Bowl, Ladd-Peebles Stadium, Mobile, Alabama.

### JANUARY 25

Pro Bowl, University of Phoenix Stadium, Glendale, Arizona.

### JANUARY 25

An assistant coach whose team is participating in the Super Bowl, who has previously interviewed for another club's head coaching job, may have a second interview with such club no later than the Sunday preceding the Super Bowl.

### FEBRUARY 1

Super Bowl XLIX, University of Phoenix Stadium, Arizona.

### FEBRUARY 2

Waiver system begins for 2015.

### FEBRUARY 7

NFL Regional Combine, Doctors Hospital Training Facility, Davie, Florida.

### FEBRUARY 10

Beginning at 12 noon, New York time, NFL clubs may begin to sign players whose 2014 CFL contracts have expired. Players under contract to a CFL club for the 2015 season or who have an option for the 2015 season are not eligible to be signed.

### FEBRUARY 14

NFL Regional Combine, Methodist Training Center, Houston, Texas.

### FEBRUARY 16

First day for clubs to designate Franchise or Transition Players.

### FEBRUARY 17-23

NFL Scouting Combine, Lucas Oil Stadium, Indianapolis, Indiana.

### FEBRUARY 21

NFL Regional Combine, Paul D. Bowlen Memorial Broncos Centre, Dove Valley, Colorado.

### FEBRUARY 28

NFL Regional Combine, Under Armour Performance Center, Owings Mills, Maryland.

### MARCH 2

Prior to 4:00 p.m., New York time, deadline for clubs to designate Franchise or Transition Players.

### MARCH 7

NFL Regional Combine, Halas Hall, Lake Forest, Illinois.

### MARCH 7-10

Clubs are permitted to contact, and enter into contract negotiations with the certified agents of players who will become Unrestricted Free Agents upon the expiration of their 2014 contracts at 4:00 p.m., New York time, on March 10. However, a contract cannot be executed with a new club until 4:00 p.m., New York time, on March 10.



## COLTS HEAD COACH CHUCK PAGANO



**COACHING YEARS IN NFL:** 13th Year  
**COLTS HEAD COACH:** 3rd Year  
**CAREER REGULAR SEASON:** 33-15 (.688)  
**CAREER POSTSEASON:** 3-2 (.600)

**PRO CAREER:** Named head coach of the Indianapolis Colts on January 25, 2012. In two seasons as head coach of the Indianapolis Colts, Chuck Pagano has led the team to back-to-back

11-5 regular season records and playoff berths each year. The success culminated with an AFC South Division Championship in 2013 preceding an AFC Wild Card Playoff victory against the Kansas City Chiefs in a game that marked the second-largest comeback in NFL postseason history.

Pagano became the first head coach in team history and the eighth in NFL annals to lead a team to 11 wins in each of his first two seasons. He has coached 32 games without losing consecutive contests, which is the second-longest streak for a Colts head coach and the longest streak to start a career in franchise history.

In 2013, Indianapolis recorded a perfect 6-0 division record for the first time since 2009 and claimed its eighth division title since 2002. Also in 2013, the Colts placed 17 players on Injured Reserve, including six starters, and witnessed an NFL-high 73 different players take at least one snap with the team.

In 2012, the Colts overcame the loss of Pagano to acute promyelocytic leukemia for 12 games and responded with seven fourth quarter or overtime game-winning drives en route to an 11-5 campaign.

Pagano previously spent four seasons with the Baltimore Ravens, the last (2011) as the team's defensive coordinator. He also served as the defensive backs coach of the Oakland Raiders (2005-06) and the secondary coach of the Cleveland Browns (2001-04).

**CAREER RECORD:** 36-17.

**BACKGROUND:** Pagano was a safety at Wyoming from 1980-83. Coached collegiately at Southern California (1984-85), Miami (1986), Boise State (1987-88), East Carolina (1989), Nevada-Las Vegas (1990-91), East Carolina (1992-94), Miami (1995-2000), North Carolina (2007).

**PERSONAL:** Born in Boulder, Colo. on October 2, 1960. He and wife, Tina, have three daughters: Tara, Taylor, Tori. His brother, John, is the San Diego Chargers' defensive coordinator.

### PAGANO'S COACHING CAREER

1984-1985	Southern California	Graduate Assistant
1986	Miami (Fla.)	Graduate Assistant
1987-1988	Boise State	Outside Linebackers
1989	East Carolina	Secondary
1990	UNLV	Secondary
1991	UNLV	Defensive Coordinator / Secondary
1992-1994	East Carolina	Secondary / Outside Linebackers
1995-2000	Miami (Fla.)	Secondary / Special Teams
2001-2004	Cleveland Browns	Secondary
2005-2006	Oakland Raiders	Defensive Backs
2007	North Carolina	Defensive Coordinator
2008-2010	Baltimore Ravens	Secondary
2011	Baltimore Ravens	Defensive Coordinator
2012-2014	Indianapolis Colts	Head Coach

## PATRIOTS HEAD COACH BILL BELICHICK



**COACHING YEARS IN NFL:** 40th Year  
**PATRIOTS HEAD COACH:** 15th Year  
**CAREER REGULAR SEASON:** 211-109 (.659)  
**CAREER POSTSEASON:** 20-9 (.690)

**PRO CAREER:** Bill Belichick is in his 40th season as an NFL coach and is the only head coach in NFL history to win three Super Bowl titles in a four-year span. Belichick leads all active head coaches and

is currently ranked fifth on the NFL's all-time list with 225 total victories. He is the eighth NFL coach to reach 200 career wins.

Hired by Chairman and CEO Robert Kraft on Jan. 27, 2000, Belichick is in his 15th season as New England's head coach. Through 14 seasons, Belichick has delivered three Super Bowl championships, five conference titles, 11 division crowns and 18 playoff victories, while posting an overall record of 181-69.

Belichick directed the Patriots to victories in Super Bowls XXXVI (2001), XXXVIII (2003) and XXXIX (2004), and in 2007 he became the first NFL head coach to guide his team to a 16-0 regular season. Only one coach (Pittsburgh's Chuck Noll, 4) has won more Super Bowls than Belichick, and his three Super Bowl titles tie Washington's Joe Gibbs and San Francisco's Bill Walsh for second place on the NFL's all-time list.

Belichick has led the Patriots to a winning record in each of the last 13 seasons. The only other NFL coach to have 10 consecutive winning seasons with one team since the 1970 merger was Tom Landry, who led the Dallas Cowboys to 16 consecutive winning seasons (1970-1985). Belichick's 13 winning consecutive winning seasons are third all-time, behind 20 by Landry (1966-1985) and 14 by Curly Lambeau with Green Bay (1934-1947).

In 2013, Belichick guided the Patriots to a 12-4 record, a division title and his eighth AFC Championship game appearance. Belichick's eight conference championships are the second-most by an NFL head coach. Landry led Dallas to 10 conference championships. Belichick helped the Patriots become the first franchise in NFL history to score 500 or more points in four seasons (2007-589, 2010-518, 2011-513 and 2012-557). St. Louis is the only other team to have done it three times. Belichick is the first head coach in NFL history to lead a team to three straight 500-point seasons. Belichick is the only head coach in NFL history to win at least 13 regular-season games in five separate seasons. Belichick's Patriots teams own the all-time NFL records for consecutive victories, including the post-season (21 from 2003-04) and consecutive playoff victories (10 from 2001-05). Belichick's 19 postseason wins are tied with Don Shula for second all-time, behind Tom Landry (20). Over a 100-game span from 2003-08, he directed the Patriots to an 82-18 record – the best record for any 100-game span in NFL history. Belichick (.657) has the third-highest winning percentage among coaches with at least 150 wins, trailing only Hall of Famers George Halas (.682) and Don Shula (.667).

Belichick's recent accomplishments are the latest triumphs in a career during which he has helped produce five Super Bowl titles, eight conference championships and 18 division titles since entering the NFL in 1975. He won his first two Super Bowls as the defensive coordinator for the New York Giants in 1986 and 1990 before claiming three Super Bowl championships with the Patriots. George Seifert is the only other man to have won multiple Super Bowls as a head coach and as an assistant coach. Belichick launched his coaching career in 1975 with the Baltimore Colts and continued as an assistant coach with Detroit (1976-77), Denver (1978), the Giants (1979-1990), New England (1996, as a key contributor to the Patriots' first Super Bowl appearance in 10 years), and the New York Jets (1997-99). In 1991, Belichick was named head coach of Cleveland, becoming the NFL's youngest head coach (38). By 1994, Belichick's Browns advanced to the postseason's second round.

**CAREER RECORD:** 231-118.

**BACKGROUND:** Belichick was a center/tight end at Wesleyan 1971-74.

**PERSONAL:** Born April 16, 1952, Nashville, Tenn.

## INDIANA / MASSACHUSETTS CONNECTIONS

- Colts **QB-Matt Hasselbeck** (1994-97) and **T-Anthony Castonzo** (2007-2010) played at Boston College.
- **Hasselbeck** is from Norfolk, Mass.
- Colts defensive line coach **Gary Emanuel** was on the coaching staff at Massachusetts from 1986-88.
- Colts quarterbacks coach **Clyde Christensen** coached at Holy Cross from 1989-1990.
- Colts offensive line coach **Joe Gilbert** was on the Northeastern coaching staff from 1991-93.
- Patriots **DT-Chris Jones** is from Brownsburg, Ind.
- Patriots **DE-Rob Ninkovich** played at Purdue from 2004-05.
- Patriots **RB-Jonas Gray** and **LB-Darius Fleming** both played at Notre Dame from 2008-2011.

## FORMER COLTS / PATRIOTS

- Colts **K-Adam Vinatieri** spent 10 seasons (1996-2005) in New England, helping the Patriots win three Super Bowls. Vinatieri kicked game-winning field goals in both Super Bowl XXXVI and XXXVIII, and is the first player in NFL history to kick 200 field goals with two different franchises.
- Colts **S-Sergio Brown** played for the Patriots from 2010-11.
- Colts **CB-Darius Butler** played for the Patriots from 2009-2010.
- Patriots Head Coach **Bill Belichick** started his coaching career in 1975 as a special assistant with the Baltimore Colts.

## COLLEGE CONNECTIONS

- Colts **RB-Trent Richardson** (2009-2011) and **NT-Josh Chapman** (2008-2011) played at Alabama with Patriots **LB-Dont'a Hightower** (2008-2011) while Patriots assistant strength and conditioning coach **Joe Judge** was a member of the Crimson Tide coaching staff from 2009-2011.
- Colts strength and conditioning coach **Roger Marandino** was on the coaching staff at Brown while Patriots **FB-James Develin** was playing for the Bears.
- Colts **OLB-Bjoern Werner** and Patriots **OL-Bryan Stork** were teammates at Florida State from 2010-12.
- Colts **T-Xavier Nixon** and **C-Jonotthan Harrison** were teammates with Patriots **DL-Dominique Easley** at Florida.
- Colts offensive line coach **Joe Gilbert** was at Houston in 2008 during Patriots **T-Sebastian Vollmer's** senior season for the Cougars.
- Colts **CB-Vontae Davis** was teammates at Illinois from 2006-08 with Patriots **TE-Michael Hoomanawanui**, and was joined by Patriots **DB-Tavon Wilson** for the 2008 season. In 2009, Colts **G-Hugh Thornton** joined Hoomanawanui and Wilson on the Illini. Colts secondary coach **Mike Gillhamer** and **Gilbert** were also on the coaching staff in Champaign around the same time.
- Colts **S-LaRon Landry** (2003-06) and **DT-Ricky Jean Francois** (RS 2005, 2006-08) were teammates with Patriots **WR-Brandon LaFell** (2005-09) at LSU.
- Colts special assistant to the head coach **Rob Chudzinski** and offensive quality control coach **Frank Giufre** were on the staff at Miami while Patriots **DL-Vince Wilfork** was playing for the Hurricanes from 2001-03.
- Colts **WR-Donte Moncrief** and Patriots **RB-Brandon Bolden** were teammates at Ole Miss in 2011.
- Colts **S-Sergio Brown** played at Notre Dame alongside Patriots **RB-Jonas Gray** and **LB-Darius Fleming** from 2008-09 while Patriots defensive line coach **Patrick Graham** was on the Fighting Irish coaching staff.
- Colts **T/G-Jack Mewhort** and **RB-Daniel Herron** played at Ohio State with Patriots **DB-Nate Ebner**.

- Colts running backs coach **David Walker** was on the coaching staff at Pittsburgh while Patriots **DB-Darrelle Revis** was playing for the Panthers.
- **Walker** coached at Syracuse with Patriots running backs coach **Ivan Fears** in 1990. From 2001-03, Walker was joined on the Orange coaching staff by Patriots defensive coordinator **Matt Patricia**.
- Colts defensive line coach **Gary Emanuel** coached at Purdue while Patriots **DE-Rob Ninkovich** was playing for the Boilermakers.
- **Emanuel** was on the Rutgers coaching staff while Patriots **DB-Duron Harmon** and **TE-Tim Wright** were playing for the Scarlet Knights.
- In addition to Colts and then-Stanford offensive coordinator **Pep Hamilton**, Colts **QB-Andrew Luck** and **TE-Coby Fleener** all played for the Cardinal with Patriots **OL-Cameron Fleming** from 2010-11.
- In addition to being brothers, Colts **DT-Arthur Jones** and Patriots **DE-Chandler Jones** were teammates at Syracuse in 2009.
- Patriots cornerbacks coach **Josh Boyer** was a graduate assistant at Kent State from 2002-03, when Colts **RS-Josh Cribbs** was a member of the Golden Flashes.

## NFL CONNECTIONS

- Colts **RS-Josh Cribbs**, **ILB-D'Qwell Jackson** and **S-Mike Adams** played for the Browns while Patriots offensive assistant **Brian Daboll** was on the Cleveland coaching staff from 2009-2010.
- **Jackson** was joined in Cleveland by Colts special assistant to the head coach **Rob Chudzinski** and Patriots **WR-Bryan Tyms** in 2013.
- Colts **OLB-Erik Walden** and Patriots **DE-Rob Ninkovich** were teammates on the Dolphins in 2008.
- Colts **CB-Vontae Davis** played in Miami while **Daboll** and Patriots offensive line coach **Dave DeGuglielmo** were on the Dolphins coaching staff.
- **DeGuglielmo** and Patriots **CB-Darrelle Revis** were with the Jets in 2012 alongside Colts **S-LaRon Landry**.
- Colts **OLB-Andy Studebaker** played for the Chiefs while special teams coach **Tom McMahon** and **Daboll** were on the Kansas City coaching staff in 2012.
- Several Colts and Patriots crossed paths in St. Louis, including Colts **CB-Josh Gordy** (2011) and **McMahon** (2009-2011), and Patriots **WR-Danny Amendola** (2009-2012), **TE-Michael Hoomanawanui** (2010-11), offensive coordinator/quarterbacks coach **Josh McDaniels** (2011) and defensive assistant **Brendan Daly** (2009-2011).
- Colts secondary coach **Mike Gillhamer** and Patriots special teams coach **Scott O'Brien** were on the Panthers coaching staff together in 2004. Gillhamer was joined by Patriots **WR-Brandon LaFell** in 2010, and LaFell became teammates in Charlotte with Colts **CB-Darius Butler** in 2011.
- Colts tight ends coach **Alfredo Roberts** was on the Jacksonville coaching staff while Patriots **OL-Dan Connolly** was playing for the Jaguars from 2005-06.
- **Roberts** and Colts offensive assistant **Tim Berbenich** spent the 2010-11 seasons with Patriots **RB-LeGarrette Blount** in Tampa Bay.
- Colts **CB-Greg Toler** and Patriots **DL-Alan Branch** were teammates in Arizona from 2009-2010.
- Colts **S-Colt Anderson** and Patriots **S-Patrick Chung** were teammates in Philadelphia in 2013.
- Colts **QB-Matt Hasselbeck** and Patriots **OLB-Akeem Ayers** were teammates in Tennessee from 2011-12.



## COLTS / PATRIOTS ALL-TIME RESULTS

Date	Colts Record	Opp. Record	Result
10/4/70	1-1	1-1	14-6 W
10/25/70	4-1	1-4	27-3 W
10/3/71	1-1	1-1	23-3 W
12/19/71	10-3	5-8	17-21 L
1/6/72	1-6	2-5	24-17 W
11/26/72	3-7	2-8	31-0 W
10/7/73	1-2	0-3	16-24 L
12/16/73	3-10	5-8	18-13 W
10/6/74	0-3	3-0	3-42 L
11/24/74	2-8	6-4	17-27 L
10/19/75	1-3	0-4	10-21 L
12/21/75	9-4	3-10	34-21 W
9/12/76	0-0	0-0	27-13 W
11/14/76	8-1	6-3	14-21 L
10/23/77	5-0	3-2	3-17 L
12/18/77	9-4	9-4	30-24 W
9/18/78	0-2	1-1	34-27 W
11/26/78	5-7	9-3	14-35 L
10/28/79	2-6	6-2	31-26 W
11/18/79	4-7	7-4	21-50 L
10/19/80	4-2	5-1	21-37 L
11/23/80	6-5	7-4	21-47 L
9/6/81	0-0	0-0	29-28 W
12/20/81	1-14	2-13	23-21 W
9/12/82	0-0	0-0	13-24 L
9/4/83	0-0	0-0	29-23 W*
10/9/83	3-2	2-3	12-7 W
11/18/84	4-7	7-4	17-50 L
12/16/84	4-11	8-7	10-16 L
10/10/85	3-6	6-3	15-34 L
12/1/85	3-9	8-4	31-38 L
9/7/86	0-0	0-0	3-33 L
11/9/86	0-9	6-3	21-30 L
10/25/87	2-3	3-2	30-16 W
11/22/87	5-4	4-5	0-24 L
10/2/88	1-3	1-3	17-21 L
11/27/88	6-6	7-5	24-21 W
10/29/89	4-3	2-5	20-23 L*
12/3/89	6-6	4-8	16-22 L
9/16/90	0-1	0-1	14-16 L
11/11/90	2-6	1-7	13-10 W
9/1/91	0-0	0-0	7-16 L
12/8/91	1-12	4-9	17-23 L*
11/15/92	4-5	0-9	34-37 L*
12/6/92	5-7	2-10	6-0 W
10/31/93	2-4	1-6	9-6 W
12/26/93	4-10	3-11	0-38 L
11/27/94	5-6	5-6	10-12 L
12/11/94	6-7	7-6	13-28 L
11/19/95	5-5	4-6	24-10 W
12/23/95	8-7	6-9	10-7 W
10/20/96	5-1	3-3	9-27 L
11/24/96	6-5	7-4	13-27 L
9/7/97	0-1	1-0	6-31 L
11/30/97	1-11	7-5	17-20 L
9/13/98	0-1	0-1	6-29 L
11/1/98	1-6	4-3	16-21 L
9/19/99	1-0	1-0	28-31 L
12/12/99	10-2	7-5	20-15 W
10/8/00	3-1	1-4	16-24 L
10/22/00	4-2	2-5	30-23 W
9/30/01	2-0	0-2	13-44 L
10/21/01	2-2	2-3	17-38 L
11/30/03	9-2	9-2	34-38 L
1/18/04	14-4	15-2	14-24 L
9/9/04	0-0	0-0	24-27 L
1/16/05	13-4	14-2	3-20 L
11/7/05	7-0	4-3	40-21 W
11/5/06	7-0	6-1	27-20 W
1/21/07	14-4	14-4	38-34 W
11/4/07	7-0	8-0	20-24 L
11/2/08	3-4	5-2	18-15 W
11/15/09	8-0	6-2	35-34 W
11/21/10	6-3	7-2	28-31 L
12/4/11	0-11	8-3	24-31 L
11/18/12	6-3	6-3	24-59 L

## COLTS / PATRIOTS ALL-TIME RESULTS

Date	Colts Record	Opp. Record	Result
1/11/14	12-5	12-4	22-43 L
11/16/14	6-3	7-2	20-42 L

Home Games in **Bold**; \*OT; Playoff Games Underlined

### COLTS RECORDS vs. PATRIOTS

Regular Season: 28-46      Home: 16-21      Away: 12-25  
 Postseason: 1-3  
 Points-Allowed: 1,479-1,922    Home: 792-894    Away: 687-1,028  
 Colts Longest Series Streaks: Won 3, Lost 7

### SWEEPS

Colts (5): 1970, 72, 81, 83, 95  
 Patriots (12): 1974, 80, 84-86, 89, 91, 94, 96-98, 01

**SPLITS (14):** 1971, 73, 75-79, 87-88, 90, 92-93, 99-00

### BY STADIUM

Memorial: 8-6    Hoosier/RCA: 7-14    Lucas Oil: 2-1  
 Harvard: 1-0    Schaefer/Sullivan/Foxboro: 9-21    Gillette: 2-7

## 2014 REGULAR SEASON TEAM LEADERS

### INDIANAPOLIS COLTS      NEW ENGLAND PATRIOTS PASSING YARDS (TD/INT)

A. Luck.....4,761 (40/16)      T. Brady .....4,109 (33/9)

### RUSHING YARDS (AVG.)

T. Richardson.....519 (3.3)      J. Gray .....412 (4.6)  
 A. Bradshaw .....425 (4.7)      S. Vereen .....391 (4.1)  
 D. Herron .....351 (4.5)      S. Ridley .....340 (3.6)

### RECEIVING YARDS (RECEPTIONS)

T. Hilton.....1,345 (82)      R. Gronkowski .....1,124 (82)  
 R. Wayne .....779 (64)      J. Edelman .....972 (92)  
 C. Fleener .....774 (51)      B. LaFell.....953 (74)

### POINTS SCORED

A. Vinatieri.....140      S. Gostkowski .....156  
 D. Allen.....48      R. Gronkowski .....72  
 A. Bradshaw.....48      B. LaFell.....42  
 C. Fleener .....48

### INTERCEPTIONS

M. Adams .....5      J. Collins.....2  
 V. Davis .....4      D. McCourty .....2  
 G. Toler.....2      D. Revis.....2  
 J. Gordy.....1      L. Ryan.....2

### SACKS

J. Newsome .....6.5      R. Ninkovich .....8.0  
 E. Walden.....6.0      D. Hightower .....6.0  
 D. Jackson/B. Werner .....4.0      C. Jones .....6.0

### KICKOFF RETURN YARDS (AVG.)

J. Cribbs.....608 (32.0)      D. Amendola .....482 (24.1)  
 G. Whalen.....379 (25.3)      P. Chung .....140 (20.0)  
 D. Herron .....78 (26.0)

### PUNT RETURN YARDS (AVG.)

G. Whalen.....187 (7.2)      J. Edelman .....299 (12.0)  
 J. Cribbs.....125 (6.6)      D. Amendola .....132 (8.3)

### PUNTING YARDS (GROSS/NET AVG.)

P. McAfee...3,221 (46.7/42.8)      R. Allen .....3,060 (46.4/39.9)

### FIELD GOALS (PCT.)

A. Vinatieri .....30/31 (96.8%)      S. Gostkowski .35/37 (94.6%)



# TEAM RANKINGS / CAREER STATS VS. PATRIOTS

## 2014 FINAL REGULAR SEASON OFFENSIVE RANKINGS

Tm	Yds/ Gm	Yds/ Play	Rush Yds/ Gm	Rush Yds/ Play	Pass Yds/ Gm	Pass Yds/ Play	Int. Pct.	Sks/ Pass Att.	1st Dwns/ Gm	Punt Rtrn Avg.	Kick Rtrn Avg.	FG Pct.	3rd Dwn Pct.	4th Dwn Pct.	Red Zone Pct.	Goal to Go Pct.	Avg. TOP	Pts/ Gm
IND	406.6	5.89	100.8	3.88	305.9	7.40	2.42	4.39%	23.2	6.9	28.0	96.77	41.01	40.00	55.00	68.42	31:54	28.6
Rank	3	7	22	25	1	5	16	4	3	26	3	1	13	22t	12	15	4	6
NE	365.5	5.45	107.9	3.94	257.6	6.77	1.48	4.27%	22.6	10.5	22.4	94.59	44.34	53.85	58.21	78.05	29:37	29.3
Rank	11	13	18	22	9	17	3	3	4t	10	21	2	6	8t	9	5	22	4

## 2014 FINAL -REGULAR SEASON DEFENSIVE RANKINGS

Tm	Yds/ Gm	Yds/ Play	Rush Yds/ Gm	Rush Yds/ Play	Pass Yds/ Gm	Pass Yds/ Play	Int. Pct.	Sks/ Pass Att.	1st Dwns/ Gm	Punt Rtrn Avg.	Kick Rtrn Avg.	3rd Dwn Pct.	4th Dwn Pct.	Red Zone Pct.	Goal to Go Pct.	Pts/ Gm	Pt Diff/ Gm	Yd Diff/ Gm
IND	342.7	5.44	113.4	4.29	229.3	6.76	2.21	7.55%	19.3	5.9	22.6	33.33	23.53	66.00	78.79	23.1	5.6	63.9
Rank	11	19	18	23	12	17	21	9	9t	3	10	2	4	32	27	19	7	3
NE	344.1	5.33	104.3	3.98	239.8	6.68	2.79	6.97%	20.6	9.2	21.2	40.19	34.78	47.83	64.00	19.6	9.7	21.4
Rank	13	11	9	9	17	14	13	18	22t	17	5	16	6	6t	9	8	1	10

## OFFENSE - QUARTERBACKS

### MATT HASSELBECK

Date	Rnd	Opponent	W/L	GP/GS	Att	Cmp	Yds	Yd/A	TD	Int	Sck	Lst	Rate	Rsh	Yds	Avg	TD
10/17/2004*	Reg	@NE	L	1/1	50	27	349	6.98	0	2	3	8	59.5	0	0	-	0
9/9/2012#	Reg	NE	L	1/0	11	6	43	3.91	0	0	0	0	63.8	0	0	-	0
<b>*SEA; #TEN</b>		<b>Totals</b>	<b>0-2</b>	<b>2/1</b>	<b>61</b>	<b>33</b>	<b>392</b>	<b>6.43</b>	<b>0</b>	<b>2</b>	<b>3</b>	<b>8</b>	<b>60.3</b>	<b>0</b>	<b>0</b>	<b>-</b>	<b>0</b>

### ANDREW LUCK

Date	Rnd	Opponent	W/L	GP/GS	Att	Cmp	Yds	Yd/A	TD	Int	Sck	Lst	Rate	Rsh	Yds	Avg	TD
11/18/2012	Reg	@NE	L	1/1	50	27	334	6.68	2	3	1	5	63.3	1	4	4.0	0
1/11/2014	Div	@NE	L	1/1	41	20	331	8.07	2	4	3	14	53.0	1	5	5.0	0
11/16/2014	Reg	NE	L	1/1	39	23	303	7.77	2	1	1	0	90.0	3	15	5.0	0
		<b>Totals</b>	<b>0-3</b>	<b>3/3</b>	<b>130</b>	<b>70</b>	<b>968</b>	<b>7.45</b>	<b>6</b>	<b>8</b>	<b>5</b>	<b>19</b>	<b>67.7</b>	<b>5</b>	<b>24</b>	<b>4.8</b>	<b>0</b>

## OFFENSE - RUNNING BACKS, TIGHT ENDS, WIDE RECEIVERS

### DWAYNE ALLEN

Date	Rnd	Opponent	W/L	GP/GS	Rsh	Yds	Avg	TD	Rec	Yds	Avg	TD
11/18/2012	Reg	@NE	L	1/1	0	0	-	0	6	69	11.5	0
11/16/2014	Reg	NE	L	1/1	0	0	-	0	0	0	-	0
		<b>Totals</b>	<b>0-2</b>	<b>2/2</b>	<b>0</b>	<b>0</b>	<b>-</b>	<b>0</b>	<b>6</b>	<b>69</b>	<b>11.5</b>	<b>0</b>

### JOSH CRIBBS

Date	Rnd	Opponent	W/L	GP/GS	Rsh	Yds	Avg	TD	Rec	Yds	Avg	TD
10/7/2007*	Reg	@NE	L	1/0	1	11	11.0	0	0	0	-	0
11/7/2010*	Reg	NE	W	1/1	2	2	1.0	0	2	13	6.5	0
10/20/2013#	Reg	NE	W	1/0	3	14	4.7	0	0	0	-	0
<b>*CLE; #NYJ</b>		<b>Totals</b>	<b>2-1</b>	<b>3/1</b>	<b>6</b>	<b>27</b>	<b>4.5</b>	<b>0</b>	<b>2</b>	<b>13</b>	<b>6.5</b>	<b>0</b>

### JACK DOYLE

Date	Rnd	Opponent	W/L	GP/GS	Rsh	Yds	Avg	TD	Rec	Yds	Avg	TD
1/11/2014	Div	@NE	L	1/1	0	0	-	0	1	7	7.0	0
11/16/2014	Reg	NE	L	1/0	0	0	-	0	0	0	-	0
		<b>Totals</b>	<b>0-2</b>	<b>2/1</b>	<b>0</b>	<b>0</b>	<b>-</b>	<b>0</b>	<b>1</b>	<b>7</b>	<b>7.0</b>	<b>0</b>

### COBY FLEENER

Date	Rnd	Opponent	W/L	GP/GS	Rsh	Yds	Avg	TD	Rec	Yds	Avg	TD
1/11/2014	Div	@NE	L	1/1	0	0	-	0	6	74	12.3	0
11/16/2014	Reg	NE	L	1/1	0	0	-	0	7	144	20.6	0
		<b>Totals</b>	<b>0-2</b>	<b>2/2</b>	<b>0</b>	<b>0</b>	<b>-</b>	<b>0</b>	<b>13</b>	<b>218</b>	<b>16.8</b>	<b>0</b>

### T.Y. HILTON

Date	Rnd	Opponent	W/L	GP/GS	Rsh	Yds	Avg	TD	Rec	Yds	Avg	TD
11/18/2012	Reg	@NE	L	1/0	0	0	-	0	6	100	16.7	2
1/11/2014	Div	@NE	L	1/1	0	0	-	0	4	103	25.8	0
11/16/2014	Reg	NE	L	1/1	0	0	-	0	3	24	8.0	0
		<b>Totals</b>	<b>0-3</b>	<b>3/2</b>	<b>0</b>	<b>0</b>	<b>-</b>	<b>0</b>	<b>13</b>	<b>227</b>	<b>17.5</b>	<b>2</b>

### HAKEEM NICKS

Date	Rnd	Opponent	W/L	GP/GS	Rsh	Yds	Avg	TD	Rec	Yds	Avg	TD
2/5/2012*	SB	@NE	W	1/1	0	0	-	0	10	109	10.9	0
11/16/2014	Reg	NE	L	1/0	0	0	-	0	2	15	7.5	1
<b>*NYG</b>		<b>Totals</b>	<b>1-1</b>	<b>2/1</b>	<b>0</b>	<b>0</b>	<b>-</b>	<b>0</b>	<b>12</b>	<b>124</b>	<b>10.3</b>	<b>1</b>

# CAREER STATS VS. PATRIOTS

## OFFENSE - RUNNING BACKS, TIGHT ENDS, WIDE RECEIVERS

### TRENT RICHARDSON

Date	Rnd	Opponent	W/L	GP/GS	Rsh	Yds	Avg	TD	Rec	Yds	Avg	TD
1/11/2014	Div	@NE	L	1/0	3	1	0.3	0	0	0	-	0
11/16/2014	Reg	NE	L	1/1	6	0	0.0	0	1	21	21.0	0
<b>Totals</b>			<b>0-2</b>	<b>2/1</b>	<b>9</b>	<b>1</b>	<b>0.1</b>	<b>0</b>	<b>1</b>	<b>21</b>	<b>21.0</b>	<b>0</b>

### REGGIE WAYNE

Date	Rnd	Opponent	W/L	GP/GS	Rsh	Yds	Avg	TD	Rec	Yds	Avg	TD
10/21/2001	Reg	NE	L	1/1	0	0	-	0	3	33	11.0	0
11/30/2003	Reg	NE	L	1/1	0	0	-	0	3	30	10.0	1
1/18/2004	Conf	@NE	L	1/1	0	0	-	0	4	46	11.5	0
9/9/2004	Reg	@NE	L	1/1	0	0	-	0	1	42	42.0	0
1/16/2005	Div	@NE	L	1/1	0	0	-	0	3	35	11.7	0
11/7/2005	Reg	@NE	W	1/1	0	0	-	0	9	124	13.8	1
11/5/2006	Reg	@NE	W	1/1	0	0	-	0	6	90	15.0	0
1/21/2007	Conf	NE	W	1/1	0	0	-	0	5	68	13.6	0
11/4/2007	Reg	NE	L	1/1	0	0	-	0	5	62	12.4	0
11/2/2008	Reg	NE	W	1/1	0	0	-	0	5	65	13.0	0
11/15/2009	Reg	NE	W	1/1	0	0	-	0	10	126	12.6	2
11/21/2010	Reg	@NE	L	1/1	0	0	-	0	8	107	13.4	1
12/4/2011	Reg	@NE	L	1/1	0	0	-	0	5	55	11.0	0
11/18/2012	Reg	@NE	L	1/1	0	0	-	0	7	72	10.3	0
11/16/2014	Reg	NE	L	1/1	0	0	-	0	5	91	18.2	0
<b>Totals</b>			<b>5-10</b>	<b>15/15</b>	<b>0</b>	<b>0</b>	<b>-</b>	<b>0</b>	<b>79</b>	<b>1046</b>	<b>13.2</b>	<b>5</b>

## KICKING

### ADAM VINATIERI

Date	Rnd	Opponent	W/L	FGM	FGA	Pct	XPM	XPA	1-19	20-29	30-39	40-49	50+	Lg	KO	TB
11/5/2006	Reg	@NE	W	2	4	50.0	3	3	0-0	1-1	1-2	0-1	0-0	31	6	0
1/21/2007	Conf	NE	W	3	3	100.0	3	3	0-0	1-1	1-1	1-1	0-0	42	8	0
11/4/2007	Reg	NE	L	2	3	66.7	2	2	0-0	2-2	0-0	0-0	0-1	25	5	0
11/2/2008	Reg	NE	W	1	1	100.0	1	1	0-0	0-0	0-0	0-0	1-1	52	4	0
11/21/2010	Reg	@NE	L	0	0	-	4	4	0-0	0-0	0-0	0-0	0-0	-	0	0
12/4/2011	Reg	@NE	L	1	1	100.0	3	3	0-0	0-0	1-1	0-0	0-0	31	0	0
11/18/2012	Reg	@NE	L	1	2	50.0	3	3	0-0	0-0	0-0	1-1	0-1	47	0	0
1/11/2014	Div	@NE	L	2	2	100.0	2	2	0-0	1-1	1-1	0-0	0-0	36	0	0
11/16/2014	Reg	NE	L	2	2	100.0	2	2	0-0	0-0	1-1	0-0	1-1	53	0	0
<b>Totals</b>			<b>3-6</b>	<b>14</b>	<b>18</b>	<b>77.8</b>	<b>23</b>	<b>23</b>	<b>0-0</b>	<b>5-5</b>	<b>5-6</b>	<b>2-3</b>	<b>2-4</b>	<b>53</b>	<b>23</b>	<b>0</b>

### PAT McAFEE

Date	Rnd	Opponent	W/L	FGM	FGA	Pct	XPM	XPA	1-19	20-29	30-39	40-49	50+	Lg	KO	TB
11/15/2009	Reg	NE	W	0	0	-	0	0	0-0	0-0	0-0	0-0	0-0	-	6	3
11/21/2010	Reg	@NE	L	0	0	-	0	0	0-0	0-0	0-0	0-0	0-0	-	5	0
12/4/2011	Reg	@NE	L	0	0	-	0	0	0-0	0-0	0-0	0-0	0-0	-	3	1
11/18/2012	Reg	@NE	L	0	0	-	0	0	0-0	0-0	0-0	0-0	0-0	-	5	1
1/11/2014	Div	@NE	L	0	0	-	0	0	0-0	0-0	0-0	0-0	0-0	-	5	3
11/16/2014	Reg	NE	L	0	0	-	0	0	0-0	0-0	0-0	0-0	0-0	-	5	4
<b>Totals</b>			<b>1-5</b>	<b>0</b>	<b>0</b>	<b>-</b>	<b>0</b>	<b>0</b>	<b>0-0</b>	<b>0-0</b>	<b>0-0</b>	<b>0-0</b>	<b>0-0</b>	<b>-</b>	<b>29</b>	<b>12</b>

## PUNTING

### PAT McAFEE

Date	Rnd	Opponent	W/L	Num	Blk	Yds	Avg	Lg	TB	In20	Ret	RetYds	NetYds	NetAvg
11/15/2009	Reg	NE	W	7	0	339	48.4	55	0	1	5	117	222	31.7
11/21/2010	Reg	@NE	L	2	0	81	40.5	46	0	1	1	9	72	36.0
12/4/2011	Reg	@NE	L	3	0	140	46.7	47	0	1	2	15	125	41.7
11/18/2012	Reg	@NE	L	3	0	139	46.3	57	0	1	2	117	22	7.3
1/11/2014	Div	@NE	L	5	0	259	51.8	58	0	0	5	36	223	44.6
11/16/2014	Reg	NE	L	3	0	170	56.7	58	0	2	3	6	164	54.7
<b>Totals</b>			<b>1-5</b>	<b>23</b>	<b>0</b>	<b>1128</b>	<b>49.0</b>	<b>58</b>	<b>0</b>	<b>6</b>	<b>18</b>	<b>300</b>	<b>828</b>	<b>36.0</b>

## RETURNING

### JOSH CRIBBS

Date	Rnd	Opponent	W/L	PR	FC	Yds	Avg	Lg	TD	KR	Yds	Avg	Lg	TD
10/7/2007*	Reg	@NE	L	1	2	11	11.0	11	0	5	118	23.6	31	0
11/7/2010*	Reg	NE	W	2	1	18	9.0	13	0	2	51	25.5	36	0
10/20/2013#	Reg	NE	W	3	1	44	14.7	21	0	1	17	17.0	17	0
*CLE; #NYJ		<b>Totals</b>	<b>2-1</b>	<b>6</b>	<b>4</b>	<b>73</b>	<b>12.2</b>	<b>21</b>	<b>0</b>	<b>8</b>	<b>186</b>	<b>23.3</b>	<b>36</b>	<b>0</b>

### DANIEL "BOOM" HERRON

Date	Rnd	Opponent	W/L	PR	FC	Yds	Avg	Lg	TD	KR	Yds	Avg	Lg	TD
11/16/2014	Reg	NE	L	0	0	0	-	-	0	2	53	26.5	32	0
		<b>Totals</b>	<b>0-1</b>	<b>0</b>	<b>0</b>	<b>0</b>	<b>-</b>	<b>-</b>	<b>0</b>	<b>2</b>	<b>53</b>	<b>26.5</b>	<b>32</b>	<b>0</b>

### T.Y. HILTON

Date	Rnd	Opponent	W/L	PR	FC	Yds	Avg	Lg	TD	KR	Yds	Avg	Lg	TD
11/18/2012	Reg	@NE	L	1	0	7	7.0	7	0	5	73	14.6	20	0
1/11/2014	Div	@NE	L	-	-	-	-	-	-	-	-	-	-	-
11/16/2014	Reg	NE	L	-	-	-	-	-	-	-	-	-	-	-
		<b>Totals</b>	<b>0-3</b>	<b>1</b>	<b>0</b>	<b>7</b>	<b>7.0</b>	<b>7</b>	<b>0</b>	<b>5</b>	<b>73</b>	<b>14.6</b>	<b>20</b>	<b>0</b>

## DEFENSE

### MIKE ADAMS

Date	Rnd	Opponent	W/L	GP/GS	Tot	Tack	Asst	Sack	Yds	Int	Yds	TD	QBH	TFL	FF	FR	PD	SpTk	SpA
1/2/2005*	Reg	@NE	L	1/0	1	0	1	0.0	0	0	0	0	-	-	0	0	0	0	0
10/7/2007#	Reg	@NE	L	1/0	3	2	1	0.0	0	0	0	0	-	0	0	0	0	0	0
11/7/2010#	Reg	NE	W	1/0	0	0	0	0.0	0	0	0	0	0	0	0	0	2	1	0
10/7/2012^	Reg	@NE	L	1/1	12	6	6	0.0	0	0	0	0	0	0	0	1	0	0	0
11/24/2013^	Reg	@NE	L	1/1	7	4	3	0.0	0	0	0	0	0	0	0	0	0	1	0
1/19/2014^	Conf	NE	W	1/1	4	4	0	0.0	0	0	0	0	0	0	0	0	1	0	0
11/16/2014	Reg	NE	L	1/1	11	8	3	0.0	0	2	10	0	0	0	0	0	2	0	0
*SF; #CLE; ^DEN		<b>Totals</b>	<b>2-5</b>	<b>7/4</b>	<b>38</b>	<b>24</b>	<b>14</b>	<b>0.0</b>	<b>0</b>	<b>2</b>	<b>10</b>	<b>0</b>	<b>0</b>	<b>0</b>	<b>0</b>	<b>1</b>	<b>5</b>	<b>2</b>	<b>0</b>

### COLT ANDERSON

Date	Rnd	Opponent	W/L	GP/GS	Tot	Tack	Asst	Sack	Yds	Int	Yds	TD	QBH	TFL	FF	FR	PD	SpTk	SpA
11/27/2011*	Reg	NE	L	1/0	0	0	0	0.0	0	0	0	0	0	0	0	0	0	1	0
11/16/2014	Reg	NE	L	1/0	0	0	0	0.0	0	0	0	0	0	0	0	0	0	1	0
*PHI		<b>Totals</b>	<b>0-2</b>	<b>2/0</b>	<b>0</b>	<b>0</b>	<b>0</b>	<b>0.0</b>	<b>0</b>	<b>0</b>	<b>0</b>	<b>0</b>	<b>0</b>	<b>0</b>	<b>0</b>	<b>0</b>	<b>0</b>	<b>2</b>	<b>0</b>

### JALIL BROWN

Date	Rnd	Opponent	W/L	GP/GS	Tot	Tack	Asst	Sack	Yds	Int	Yds	TD	QBH	TFL	FF	FR	PD	SpTk	SpA
11/21/2011*	Reg	@NE	L	1/0	2	2	0	0.0	0	0	0	0	0	0	0	0	0	0	1
*KC		<b>Totals</b>	<b>0-1</b>	<b>1/0</b>	<b>2</b>	<b>2</b>	<b>0</b>	<b>0.0</b>	<b>0</b>	<b>0</b>	<b>0</b>	<b>0</b>	<b>0</b>	<b>0</b>	<b>0</b>	<b>0</b>	<b>0</b>	<b>0</b>	<b>1</b>

### SERGIO BROWN

Date	Rnd	Opponent	W/L	GP/GS	Tot	Tack	Asst	Sack	Yds	Int	Yds	TD	QBH	TFL	FF	FR	PD	SpTk	SpA
11/18/2012	Reg	@NE	L	1/0	0	0	0	0.0	0	0	0	0	0	0	0	0	0	1	1
1/11/2014	Div	@NE	L	1/0	0	0	0	0.0	0	0	0	0	0	0	0	0	0	0	0
11/16/2014	Reg	NE	L	1/1	7	4	3	0.0	0	0	0	0	0	0	0	0	0	0	0
		<b>Totals</b>	<b>0-3</b>	<b>3/1</b>	<b>7</b>	<b>4</b>	<b>3</b>	<b>0.0</b>	<b>0</b>	<b>0</b>	<b>0</b>	<b>0</b>	<b>0</b>	<b>0</b>	<b>0</b>	<b>0</b>	<b>0</b>	<b>1</b>	<b>1</b>

### DARIUS BUTLER

Date	Rnd	Opponent	W/L	GP/GS	Tot	Tack	Asst	Sack	Yds	Int	Yds	TD	QBH	TFL	FF	FR	PD	SpTk	SpA
11/18/2012	Reg	@NE	L	1/1	6	4	2	0.0	0	0	0	0	0	0	1	0	0	0	0
1/11/2014	Div	@NE	L	1/1	4	2	2	0.0	0	0	0	0	0	0	0	0	1	0	0
11/16/2014	Reg	NE	L	1/0	2	1	1	0.0	0	0	0	0	0	0	0	0	0	0	0
		<b>Totals</b>	<b>0-3</b>	<b>3/2</b>	<b>12</b>	<b>7</b>	<b>5</b>	<b>0.0</b>	<b>0</b>	<b>0</b>	<b>0</b>	<b>0</b>	<b>0</b>	<b>0</b>	<b>1</b>	<b>0</b>	<b>1</b>	<b>0</b>	<b>0</b>

### JOSH CHAPMAN

Date	Rnd	Opponent	W/L	GP/GS	Tot	Tack	Asst	Sack	Yds	Int	Yds	TD	QBH	TFL	FF	FR	PD	SpTk	SpA
1/11/2014	Div	@NE	L	1/1	2	1	1	0.0	0	0	0	0	0	0	0	0	1	0	0
11/16/2014	Reg	NE	L	1/1	1	1	0	0.0	0	0	0	0	0	0	0	0	0	0	0
		<b>Totals</b>	<b>0-2</b>	<b>2/2</b>	<b>3</b>	<b>2</b>	<b>1</b>	<b>0.0</b>	<b>0</b>	<b>0</b>	<b>0</b>	<b>0</b>	<b>0</b>	<b>0</b>	<b>0</b>	<b>0</b>	<b>1</b>	<b>0</b>	<b>0</b>



## DEFENSE

### VONTAE DAVIS

Date	Rnd	Opponent	W/L	GP/GS	Tot	Tack	Asst	Sack	Yds	Int	Yds	TD	QBH	TFL	FF	FR	PD	SpTk	SpA
11/8/2009*	Reg	@NE	L	1/1	6	6	0	0.0	0	1	15	0	0	1	0	0	2	0	0
12/6/2009*	Reg	NE	W	1/1	3	2	1	0.0	0	1	0	0	0	0	0	0	1	0	0
10/4/2010*	Reg	NE	L	1/1	3	3	0	0.0	0	0	0	0	0	0	0	0	0	0	0
1/2/2011*	Reg	@NE	L	1/1	3	3	0	0.0	0	0	0	0	0	0	0	0	1	0	0
9/12/2011*	Reg	NE	L	1/1	4	3	1	0.0	0	0	0	0	0	0	0	0	0	0	0
12/24/2011*	Reg	@NE	L	1/1	2	1	1	0.0	0	0	0	0	0	0	0	0	2	0	0
1/11/2014	Div	@NE	L	1/0	1	1	0	0.0	0	0	0	0	0	0	0	0	0	0	0
11/16/2014	Reg	NE	L	1/1	3	1	2	0.0	0	0	0	0	0	0	0	0	0	0	0
<b>*MIA</b>	<b>Totals</b>			<b>1-7</b>	<b>8/7</b>	<b>25</b>	<b>20</b>	<b>5</b>	<b>0.0</b>	<b>0</b>	<b>2</b>	<b>15</b>	<b>0</b>	<b>0</b>	<b>1</b>	<b>0</b>	<b>6</b>	<b>0</b>	<b>0</b>

### JERRELL FREEMAN

Date	Rnd	Opponent	W/L	GP/GS	Tot	Tack	Asst	Sack	Yds	Int	Yds	TD	QBH	TFL	FF	FR	PD	SpTk	SpA
11/18/2012	Reg	@NE	L	1/1	12	5	7	0.0	0	0	0	0	0	0	0	0	0	0	0
1/11/2014	Div	@NE	L	1/0	10	5	5	0.0	0	0	0	0	0	0	0	0	0	0	0
11/16/2014	Reg	NE	L	1/1	9	4	5	0.0	0	0	0	0	0	0	0	0	0	0	0
<b>Totals</b>				<b>0-3</b>	<b>3/2</b>	<b>31</b>	<b>14</b>	<b>17</b>	<b>0.0</b>	<b>0</b>	<b>0</b>	<b>0</b>	<b>0</b>	<b>0</b>	<b>0</b>	<b>0</b>	<b>0</b>	<b>0</b>	<b>0</b>

### JOSH GORDY

Date	Rnd	Opponent	W/L	GP/GS	Tot	Tack	Asst	Sack	Yds	Int	Yds	TD	QBH	TFL	FF	FR	PD	SpTk	SpA
11/18/2012	Reg	@NE	L	1/1	4	3	1	0.0	0	0	0	0	0	0	0	0	0	1	0
1/11/2014	Div	@NE	L	1/0	3	3	0	0.0	0	0	0	0	0	0	0	0	0	0	1
11/16/2014	Reg	NE	L	1/0	1	1	0	0.0	0	0	0	0	0	0	0	0	0	0	0
<b>Totals</b>				<b>0-3</b>	<b>3/1</b>	<b>8</b>	<b>7</b>	<b>1</b>	<b>0.0</b>	<b>0</b>	<b>0</b>	<b>0</b>	<b>0</b>	<b>0</b>	<b>0</b>	<b>0</b>	<b>0</b>	<b>1</b>	<b>1</b>

### MONTORI HUGHES

Date	Rnd	Opponent	W/L	GP/GS	Tot	Tack	Asst	Sack	Yds	Int	Yds	TD	QBH	TFL	FF	FR	PD	SpTk	SpA
11/16/2014	Reg	NE	L	1/0	2	1	1	0.0	0	0	0	0	0	0	0	0	0	0	0
<b>Totals</b>				<b>0-1</b>	<b>1/0</b>	<b>2</b>	<b>1</b>	<b>1</b>	<b>0.0</b>	<b>0</b>	<b>0</b>	<b>0</b>	<b>0</b>	<b>0</b>	<b>0</b>	<b>0</b>	<b>0</b>	<b>0</b>	<b>0</b>

### D'QWELL JACKSON

Date	Rnd	Opponent	W/L	GP/GS	Tot	Tack	Asst	Sack	Yds	Int	Yds	TD	QBH	TFL	FF	FR	PD	SpTk	SpA
10/7/2007*	Reg	@NE	L	1/1	14	9	5	0.0	0	0	0	0	0	-	0	0	0	0	0
12/8/2013*	Reg	@NE	L	1/1	9	4	5	0.0	0	1	0	0	0	0	0	0	1	0	0
11/16/2014	Reg	NE	L	1/1	11	4	7	0.0	0	0	0	0	0	0	0	0	0	0	0
<b>*CLE</b>	<b>Totals</b>			<b>0-3</b>	<b>3/3</b>	<b>34</b>	<b>17</b>	<b>17</b>	<b>0.0</b>	<b>0</b>	<b>1</b>	<b>0</b>	<b>0</b>	<b>0</b>	<b>0</b>	<b>0</b>	<b>1</b>	<b>0</b>	<b>0</b>

### RICKY JEAN FRANCOIS

Date	Rnd	Opponent	W/L	GP/GS	Tot	Tack	Asst	Sack	Yds	Int	Yds	TD	QBH	TFL	FF	FR	PD	SpTk	SpA
12/16/2012*	Reg	@NE	W	1/0	2	2	0	1.0	7	0	0	0	1	1	0	0	0	0	0
1/11/2014	Div	@NE	L	1/1	3	2	1	0.0	0	0	0	0	0	1	0	0	0	0	0
11/16/2014	Reg	NE	L	1/1	0	0	0	0.0	0	0	0	0	0	0	0	0	0	0	0
<b>*SF</b>	<b>Totals</b>			<b>1-2</b>	<b>3/2</b>	<b>5</b>	<b>4</b>	<b>1.0</b>	<b>7</b>	<b>0</b>	<b>0</b>	<b>0</b>	<b>1</b>	<b>2</b>	<b>0</b>	<b>0</b>	<b>0</b>	<b>0</b>	<b>0</b>

### ARTHUR JONES

Date	Rnd	Opponent	W/L	GP/GS	Tot	Tack	Asst	Sack	Yds	Int	Yds	TD	QBH	TFL	FF	FR	PD	SpTk	SpA
1/22/2012*	Conf	@NE	L	1/0	1	0	1	0.0	0	0	0	0	0	0	0	0	0	0	0
9/23/2012*	Reg	NE	W	1/0	0	0	0	0.0	0	0	0	0	0	0	0	0	0	0	0
1/20/2013*	Conf	@NE	W	1/0	2	0	2	0.0	0	0	0	0	1	0	0	1	0	0	0
12/22/2013*	Reg	NE	L	1/1	8	4	4	0.0	0	0	0	0	0	1	0	0	0	0	0
<b>*BAL</b>	<b>Totals</b>			<b>2-2</b>	<b>4/1</b>	<b>11</b>	<b>4</b>	<b>7</b>	<b>0.0</b>	<b>0</b>	<b>0</b>	<b>0</b>	<b>1</b>	<b>1</b>	<b>0</b>	<b>1</b>	<b>0</b>	<b>0</b>	<b>0</b>

### ZACH KERR

Date	Rnd	Opponent	W/L	GP/GS	Tot	Tack	Asst	Sack	Yds	Int	Yds	TD	QBH	TFL	FF	FR	PD	SpTk	SpA
11/16/2014	Reg	NE	L	1/0	2	0	2	0.0	0	0	0	0	0	0	0	0	0	0	0
<b>Totals</b>				<b>0-1</b>	<b>1/0</b>	<b>2</b>	<b>0</b>	<b>2</b>	<b>0.0</b>	<b>0</b>	<b>0</b>	<b>0</b>	<b>0</b>	<b>0</b>	<b>0</b>	<b>0</b>	<b>0</b>	<b>0</b>	<b>0</b>

### LaRON LANDRY

Date	Rnd	Opponent	W/L	GP/GS	Tot	Tack	Asst	Sack	Yds	Int	Yds	TD	QBH	TFL	FF	FR	PD	SpTk	SpA
10/28/2007*	Reg	@NE	L	1/1	14	10	4	0.0	0	0	0	0	0	-	0	0	0	1	0
10/21/2012#	Reg	@NE	L	1/1	12	12	0	0.0	0	0	0	0	0	0	0	0	0	0	0
11/22/2012#	Reg	NE	L	1/1	8	5	3	0.0	0	0	0	0	0	2	1	0	1	0	0
1/11/2014	Div	@NE	L	1/1	7	4	3	0.0	0	0	0	0	0	0	0	0	0	0	0
11/16/2014	Reg	NE	L	1/0	1	0	1	0.0	0	0	0	0	0	0	0	0	0	0	0
<b>*WAS; #NYJ</b>	<b>Totals</b>			<b>0-5</b>	<b>5/4</b>	<b>42</b>	<b>31</b>	<b>11</b>	<b>0.0</b>	<b>0</b>	<b>0</b>	<b>0</b>	<b>0</b>	<b>2</b>	<b>1</b>	<b>0</b>	<b>1</b>	<b>1</b>	<b>0</b>

## DEFENSE

### DEWEY McDONALD

Date	Rnd	Opponent	W/L	GP/GS	Tot	Tack	Asst	Sack	Yds	Int	Yds	TD	QBH	TFL	FF	FR	PD	SpTk	SpA
11/16/2014	Reg	NE	L	1/0	0	0	0	0.0	0	0	0	0	0	0	0	0	0	2	0
		<b>Totals</b>		<b>0-1</b>	<b>1/0</b>	<b>0</b>	<b>0</b>	<b>0.0</b>	<b>0</b>	<b>0</b>	<b>0</b>	<b>0</b>	<b>0</b>	<b>0</b>	<b>0</b>	<b>0</b>	<b>0</b>	<b>2</b>	<b>0</b>

### JONATHAN NEWSOME

Date	Rnd	Opponent	W/L	GP/GS	Tot	Tack	Asst	Sack	Yds	Int	Yds	TD	QBH	TFL	FF	FR	PD	SpTk	SpA
11/16/2014	Reg	NE	L	1/0	0	0	0	0.0	0	0	0	0	1	0	0	0	0	0	0
		<b>Totals</b>		<b>0-1</b>	<b>1/0</b>	<b>0</b>	<b>0</b>	<b>0.0</b>	<b>0</b>	<b>0</b>	<b>0</b>	<b>0</b>	<b>1</b>	<b>0</b>	<b>0</b>	<b>0</b>	<b>0</b>	<b>0</b>	<b>0</b>

### SHAUN PHILLIPS

Date	Rnd	Opponent	W/L	GP/GS	Tot	Tack	Asst	Sack	Yds	Int	Yds	TD	QBH	TFL	FF	FR	PD	SpTk	SpA
10/2/2005*	Reg	@NE	W	1/0	0	0	0	0.0	0	0	0	0	-	-	1	0	1	3	0
1/14/2007*	Div	NE	L	1/1	3	2	1	1.0	4	0	0	0	0	-	1	0	0	0	0
9/16/2007*	Reg	@NE	L	1/1	5	5	0	0.0	0	0	0	0	0	-	0	0	0	0	0
1/20/2008*	Conf	@NE	L	1/1	6	3	3	0.0	0	0	0	0	0	-	0	0	0	0	0
10/12/2008*	Reg	NE	W	1/1	3	3	0	0.0	0	0	0	0	1	0	0	0	0	0	0
10/24/2010*	Reg	NE	L	1/1	5	5	0	1.0	5	0	0	0	1	1	0	0	0	0	0
9/18/2011*	Reg	@NE	L	1/1	4	3	1	1.0	6	0	0	0	1	1	0	0	1	0	0
11/24/2013#	Reg	@NE	L	1/1	3	2	1	0.0	0	0	0	0	0	0	1	0	0	0	0
1/19/2014#	Conf	NE	W	1/1	2	2	0	0.0	0	0	0	0	0	0	0	0	0	0	0
*SD; #DEN		<b>Totals</b>		<b>3-6</b>	<b>9/8</b>	<b>31</b>	<b>25</b>	<b>6</b>	<b>3.0</b>	<b>15</b>	<b>0</b>	<b>0</b>	<b>3</b>	<b>2</b>	<b>3</b>	<b>0</b>	<b>2</b>	<b>3</b>	<b>0</b>

### CORY REDDING

Date	Rnd	Opponent	W/L	GP/GS	Tot	Tack	Asst	Sack	Yds	Int	Yds	TD	QBH	TFL	FF	FR	PD	SpTk	SpA
12/3/2006*	Reg	@NE	L	1/1	1	1	0	1.0	12	0	0	0	2	-	0	0	0	0	0
10/17/2010#	Reg	@NE	L	1/0	2	2	0	0.0	0	0	0	0	0	0	0	0	0	0	0
1/22/2012#	Conf	@NE	L	1/0	2	0	2	0.0	0	0	0	0	0	0	0	0	1	0	0
11/18/2012	Reg	@NE	L	1/1	3	2	1	0.0	0	0	0	0	0	1	0	0	0	0	0
1/11/2014	Div	@NE	L	1/1	3	0	3	0.0	0	0	0	0	1	0	0	0	0	0	0
11/16/2014	Reg	NE	L	1/1	0	0	0	0.0	0	0	0	0	1	0	0	0	0	0	0
*DET; #BAL		<b>Totals</b>		<b>0-6</b>	<b>6/4</b>	<b>11</b>	<b>5</b>	<b>1.0</b>	<b>12</b>	<b>0</b>	<b>0</b>	<b>0</b>	<b>4</b>	<b>1</b>	<b>0</b>	<b>0</b>	<b>1</b>	<b>0</b>	<b>0</b>

### ANDY STUDEBAKER

Date	Rnd	Opponent	W/L	GP/GS	Tot	Tack	Asst	Sack	Yds	Int	Yds	TD	QBH	TFL	FF	FR	PD	SpTk	SpA
11/21/2011*	Reg	@NE	L	1/0	1	0	1	0.0	0	0	0	0	0	0	0	0	0	0	0
1/11/2014	Div	@NE	L	1/0	0	0	0	0.0	0	0	0	0	0	0	0	0	0	0	2
11/16/2014	Reg	NE	L	1/0	1	0	1	0.0	0	0	0	0	0	0	0	0	0	0	0
*KC		<b>Totals</b>		<b>0-3</b>	<b>3/0</b>	<b>2</b>	<b>2</b>	<b>0.0</b>	<b>0</b>	<b>0</b>	<b>0</b>	<b>0</b>	<b>0</b>	<b>0</b>	<b>0</b>	<b>0</b>	<b>0</b>	<b>0</b>	<b>2</b>

### GREG TOLER

Date	Rnd	Opponent	W/L	GP/GS	Tot	Tack	Asst	Sack	Yds	Int	Yds	TD	QBH	TFL	FF	FR	PD	SpTk	SpA
9/16/2012*	Reg	@NE	W	1/0	0	0	0	0.0	0	0	0	0	0	0	0	0	0	0	0
11/16/2014	Reg	NE	L	1/1	8	6	2	0.0	0	0	0	0	0	0	0	0	0	0	0
*ARZ		<b>Totals</b>		<b>1-1</b>	<b>2/1</b>	<b>8</b>	<b>6</b>	<b>2</b>	<b>0.0</b>	<b>0</b>	<b>0</b>	<b>0</b>	<b>0</b>	<b>0</b>	<b>0</b>	<b>0</b>	<b>0</b>	<b>0</b>	<b>0</b>

### ERIK WALDEN

Date	Rnd	Opponent	W/L	GP/GS	Tot	Tack	Asst	Sack	Yds	Int	Yds	TD	QBH	TFL	FF	FR	PD	SpTk	SpA
9/7/2008*	Reg	@NE	L	1/0	0	0	0	0.0	0	0	0	0	0	0	0	0	0	2	0
11/23/2008#	Reg	NE	L	1/0	0	0	0	0.0	0	0	0	0	0	0	0	0	0	2	0
11/8/2009#	Reg	@NE	L	1/0	0	0	0	0.0	0	0	0	0	0	0	0	0	0	1	0
12/6/2009#	Reg	NE	W	1/0	0	0	0	0.0	0	0	0	0	0	0	0	0	0	1	0
12/19/2010^	Reg	@NE	L	1/1	4	3	1	0.0	0	0	0	0	0	0	0	0	0	0	0
1/11/2014	Div	@NE	L	1/1	8	4	4	1.0	5	0	0	0	2	2	0	0	0	0	0
11/16/2014	Reg	NE	L	1/1	1	0	1	0.0	0	0	0	0	3	0	0	0	0	0	0
*KC; #MIA; ^GB		<b>Totals</b>		<b>1-6</b>	<b>7/3</b>	<b>13</b>	<b>7</b>	<b>1.0</b>	<b>5</b>	<b>0</b>	<b>0</b>	<b>0</b>	<b>5</b>	<b>2</b>	<b>0</b>	<b>0</b>	<b>0</b>	<b>6</b>	<b>0</b>

### BJOERN WERNER

Date	Rnd	Opponent	W/L	GP/GS	Tot	Tack	Asst	Sack	Yds	Int	Yds	TD	QBH	TFL	FF	FR	PD	SpTk	SpA
1/11/2014	Div	@NE	L	1/0	2	1	1	0.0	0	0	0	0	0	0	0	0	0	0	0
11/16/2014	Reg	NE	L	1/1	7	6	1	0.0	0	0	0	0	1	0	0	0	0	0	0
		<b>Totals</b>		<b>0-2</b>	<b>2/1</b>	<b>9</b>	<b>7</b>	<b>2</b>	<b>0.0</b>	<b>0</b>	<b>0</b>	<b>0</b>	<b>1</b>	<b>0</b>	<b>0</b>	<b>0</b>	<b>0</b>	<b>0</b>	<b>0</b>

\*Tackle totals are generated from NFL box scores

## COLTS NOTES SUMMARY AND TWEETS

PAGE	NOTE	TWEET
12	Shutdown Corner	#Colts CBs @vontaedavis & @greg_tolero rank 1st & tied for 2nd for the most passes defended in a single postseason in team history since 1994
	Luck Moving Up the Charts	#Colts QB-Andrew Luck has recorded the most passing yards (1,703) in a player's first 5 playoff games in NFL history.
	Boom Back-to-Back	#Colts RB @BOOMHERRON1 is tied for the 4th-most receptions (18) in a single postseason in team history.
	Hilton on Historic Pace	#Colts WR-T.Y. Hilton has recorded 568 rec. yards in the postseason, which is the 4th-highest total in a player's first 5 playoff games.
13	Offensive Output	The @Colts posted 482 net yards against Cincinnati, which was the third-highest single-game total in team postseason history.
	Postseason Streaks	#Colts QB-Andrew Luck & WR-T.Y. Hilton posted 300 yards passing & 100 yards receiving in three straight postseason games.
	Boom's Big Day	#Colts @BOOMHERRON1 tied for the most receptions by a running back in a postseason game in team history against Cincinnati.
14	Freeman All Over the Field	#Colts ILB @JerrellFreeman is the second player in team history to record at least 1.5 sacks and a forced fumble in a playoff game.
	Reggie in the Postseason	#Colts WR-Reggie Wayne ranks second in career receptions and fourth in receiving yards in NFL postseason history.
	McAfee in the Postseason	#Colts P @PatMcAfeeShow ranks first in NFL postseason history in career punting average and second in net average.
	Vinatieri in the Postseason	#Colts K @adamvinatieri has recorded the most field goals, extra points and total points in NFL postseason history.
18	Offensive Fire Power	The @Colts offense recorded its highest single-season output in total net yards and passing yards in 2014.
	400-Yard Games	The @Colts posted nine games with 400-plus net yards of total offense in 2014, which set a franchise single-season record.
	Big Plays	The @Colts led the @nfl with 85 plays of 20-plus yards in 2014.
	20-Point Streak	The @Colts scored 20-plus points in 20 cons. reg. season & postseason games from 2013-14, the 11th-longest streak in the @nfl since 1970.
	Finishing Strong	Since 2012, the @Colts are tied for the 4th-best record in the month of December (11-3).
19	Passing Yards Record	#Colts QB-Andrew Luck threw for the most passing yards (4,761) in a single season in franchise history.
	300-Yard Streak	#Colts QB-Andrew Luck threw for 300 yards in a franchise-record eight consecutive games from Week 3-11.
	Luck Finding the End Zone	#Colts QB-Andrew Luck led the @nfl with 40 passing touchdowns in 2014, which is the 2nd-highest total in a season in team history.
20	Vinny Nearly Perfect	#Colts K @adamvinatieri posted the fifth-highest single-season field goal percentage (96.77) in NFL history in 2014.
	Tight Ends in the End Zone	#Colts TEs @Dallen83 & @Coby became the first tight end duo in @nfl history to record eight receiving touchdowns apiece.
21	Moving the Chains	#Colts @DAllen83, @Coby and @TYHilton13 ranked in the top 10 in the @nfl in receiving first down percentage.
	Hilton Tops 1,000 Again	#Colts WR @TYHilton13 is the third player in team history to record multiple 1,000-yard receiving seasons.



## SHUTDOWN CORNER

Cornerback **Vontae Davis** recorded a career-high five passes defensed in the AFC Divisional game at Denver (1/11/15). That ranks as the highest postseason single-game total by a Colts player since 1994 and is tied for the third-highest mark in the NFL during that span. Davis (six) and **Greg Toler** (four) rank first and tied for second, respectively, for the most passes defensed in a single postseason by a Colts player since 1994

### MOST PASSES DEFENSED IN A POSTSEASON GAME, NFL, SINCE 1994

Player	Team	Opponent, Date	PD
Steve Jackson	HOU	KC, 1/16/94	7
Mike McKenzie	GB	PHI, 1/11/04	6
<b>Vontae Davis</b>	<b>IND</b>	<b>DEN, 1/11/15</b>	<b>5</b>
Seven other players			5

### MOST PASSES DEFENSED IN A SINGLE POSTSEASON, COLTS HISTORY, SINCE 1994

Player	Year	PD
<b>Vontae Davis</b>	<b>2014</b>	<b>6</b>
<b>Greg Toler</b>	<b>2014</b>	<b>4</b>
Ashley Ambrose	1995	4
Antoine Bethea	2006	4
Walt Harris	2003	4
Bob Sanders	2006	4

## LUCK MOVING UP THE CHARTS

Quarterback **Andrew Luck** has recorded 1,703 passing yards in the postseason, which is the highest total in a player's first five career playoff games in NFL history, ahead of Kurt Warner's mark of 1,644 yards. Luck also ranks second in a number of career passing categories in Colts postseason history, listed below:

### MOST PASSING YARDS IN FIRST FIVE CAREER POSTSEASON GAMES, NFL HISTORY

Player	Team	Yards
<b>Andrew Luck</b>	<b>COLTS</b>	<b>1,703</b>
Kurt Warner	Arizona	1,644

### MOST 300-YARD PASSING GAMES, COLTS POSTSEASON HISTORY

Player	Years	Games
Peyton Manning	1998-2011	8
<b>Andrew Luck</b>	<b>2012-2014</b>	<b>3</b>
Johnny Unitas	1956-1972	1

### MOST PASSING YARDS, COLTS POSTSEASON HISTORY

Player	Years	Yards
Peyton Manning	1998-2011	5,389
<b>Andrew Luck</b>	<b>2012-2014</b>	<b>1,703</b>
Johnny Unitas	1956-1972	1,663

### MOST PASSING TDs, COLTS POSTSEASON HISTORY

Player	Years	TDs
Peyton Manning	1998-2011	29
<b>Andrew Luck</b>	<b>2012-2014</b>	<b>9</b>
Johnny Unitas	1956-1972	7

### MOST COMPLETIONS, COLTS POSTSEASON HISTORY

Player	Years	Comp.
Peyton Manning	1998-2011	453
<b>Andrew Luck</b>	<b>2012-2014</b>	<b>135</b>
Johnny Unitas	1956-1972	120

### MOST PASSING ATTEMPTS, COLTS POSTSEASON HISTORY

Player	Years	Att.
Peyton Manning	1998-2011	718
<b>Andrew Luck</b>	<b>2012-2014</b>	<b>227</b>
Johnny Unitas	1956-1972	226

## BOOM BACK-TO-BACK

Running back **Daniel "Boom" Herron** has caught 18 passes in the past two postseason games, which ranks as the second-highest total for a single postseason by a Colts running back and is tied for the fourth-highest mark by a Colts player. He has also caught eight-or-more passes in two consecutive postseason games, which is the second-longest streak in the NFL since 1920.

### MOST RECEPTIONS IN A SINGLE POSTSEASON, COLTS HISTORY

Player	Year	Rec.
Joseph Addai	2006	22
Dallas Clark	2006	21
Pierre Garcon	2009	21
<b>Daniel Herron</b>	<b>2014</b>	<b>18</b>
Dallas Clark	2009	18

### MOST CONSECUTIVE POSTSEASON GAMES WITH EIGHT-PLUS RECEPTIONS, NFL, SINCE 1920

Player	Team	Years	Games
Tony Nathan	Miami	1984-85	3
<b>Daniel Herron</b>	<b>COLTS</b>	<b>2014</b>	<b>2</b>
Julian Edelman	New England	2013-14	2
13 other players			2

## HILTON ON HISTORIC PACE

Wide receiver **T.Y. Hilton** has recorded 568 receiving yards in the postseason, which is the fourth-highest total in a player's first five career playoff games in NFL history, behind only Larry Fitzgerald (628), Randy Moss (584) and Tom Fears (571).

### MOST RECEIVING YARDS IN FIRST FIVE CAREER POSTSEASON GAMES, NFL HISTORY

Player	Team	Yards
Larry Fitzgerald	Arizona	628
Randy Moss	Minnesota	584
Tom Fears	L.A. Rams	571
<b>T.Y. Hilton</b>	<b>COLTS</b>	<b>568</b>
Vernon Davis	San Francisco	546

### MOST RECEIVING YARDS IN FIRST SIX CAREER POSTSEASON GAMES, NFL HISTORY

Player	Team	Yards
Steve Smith	Carolina	706
Larry Fitzgerald	Arizona	705
Demaryius Thomas	Denver	640
Randy Moss	Minnesota	602
Tom Fears	L.A. Rams	587

### MOST 100-YARD RECEIVING GAMES, COLTS POSTSEASON HISTORY

Player	Years	Games
Dallas Clark	2003-2011	3
<b>T.Y. Hilton</b>	<b>2012-2014</b>	<b>3</b>
Reggie Wayne	2001-2014	3

### MOST RECEPTIONS, COLTS POSTSEASON HISTORY

Player	Years	Rec.
<b>Reggie Wayne</b>	<b>2001-2014</b>	<b>93</b>
Marvin Harrison	1996-2008	65
Dallas Clark	2003-2011	64
Joseph Addai	2006-2011	46
<b>T.Y. Hilton</b>	<b>2012-2014</b>	<b>35</b>

### MOST RECEIVING YARDS, COLTS POSTSEASON HISTORY

Player	Years	Rec. Yds
Reggie Wayne	2001-2014	1,254
Marvin Harrison	1996-2008	883
Dallas Clark	2003-2011	847
<b>T.Y. Hilton</b>	<b>2012-2014</b>	<b>568</b>

## DEFENSIVE PERFORMERS

Inside linebacker **Jerrell Freeman** has posted 1.5 sacks, one forced fumble and one fumble recovery in two postseason games this year. He is only the third player in Colts history to record at least a sack, forced fumble and fumble recovery in a single postseason. Dwight Freeney and Robert Mathis also accomplished the feat in the 2006 postseason.

Outside linebacker **Jonathan Newsome** became the second rookie in Colts history to record a sack-forced fumble in a postseason game when he did so against Denver in the AFC Divisional round (1/11/15). Freeney notched a sack-forced fumble in a postseason game as a rookie in 2003.

## POSTSEASON RANKINGS

After the first two weeks of the postseason, the Colts rank among the best in the NFL in several categories as individuals and as a team:

### 2014 COLTS TEAM / INDIVIDUAL POSTSEASON RANKINGS

Stat	Team/Player	Stat	AFC	NFL
			Rank	Rank
Net Yards/Game	Colts	423.0	1	2
Passing Yards/Game	Colts	316.5	3	3
Rushing Yards/Game	Colts	106.5	2	5
Net Yards Allowed/Gm	Colts	271.0	1	2
Pass Yds Allowed/Gm	Colts	172.0	1	3
Passer Rating	Andrew Luck	90.3	3	6
Rushing Yards	Boom Herron	119	2	4
	Zurlon Tipton	54	4	9
Receptions	Boom Herron	18	1	1
	T.Y. Hilton	10	2	4
Receiving Yards	T.Y. Hilton	175	1	1
	Boom Herron	117	3t	6t
Scrimmage Yards	Boom Herron	236	1	1
	T.Y. Hilton	176	3	5
First Downs	Boom Herron	11	2	3
	T.Y. Hilton	9	3	4
Sacks	Jerrell Freeman	1.5	2	5t
Total Points	Adam Vinatieri	20	1	1
Kickoff Touchbacks	Pat McAfee	9	1	1
Kickoff Return Avg.	Josh Cribbs	33.0	1	1

## OFFENSIVE OUTPUT

The Colts posted 482 total net yards in the AFC Wild Card matchup against Cincinnati (1/4/15), which was the third-highest single-game output in Colts postseason history. Over the past two seasons, Indianapolis has recorded two of its three highest net yardage totals in the postseason.

### MOST TOTAL NET YARDS IN A POSTSEASON GAME, COLTS HISTORY

Date, Opponent	Rushing Yards	Passing Yards	Total Net Yards
1/4/14 vs. Kansas City	100	436	536
1/9/05 vs. Denver	76	454	530
<b>1/4/15 vs. Cincinnati</b>	<b>114</b>	<b>368</b>	<b>482</b>
1/4/04 vs. Denver	85	394	479
1/24/10 vs. N.Y. Jets	101	360	461

## POSTSEASON STREAKS

Quarterback **Andrew Luck** threw for 300-plus passing yards and wide receiver **T.Y. Hilton** recorded 100-plus receiving yards in three straight postseason games from 2013-14, both of which tied for the second-longest streaks in NFL history. **Luck and Hilton also became the first quarterback/wide receiver pair in NFL history to record 300 passing yards and 100 receiving yards in three straight postseason games.**

### MOST CONSECUTIVE GAMES, 300-OR-MORE YARDS PASSING, NFL POSTSEASON HISTORY

- 4 Dan Fouts, San Diego, 1979-1981
- 3 Jim Kelly, Buffalo, 1989-1990  
Warren Moon, Houston, 1991-93  
Drew Brees, New Orleans, 2010-2011 (current)  
**Andrew Luck, Indianapolis, 2013-2014**

### MOST CONSECUTIVE 100-YARD RECEIVING GAMES, NFL POSTSEASON HISTORY

- 4 Larry Fitzgerald, Arizona, 2008
- 3 Tom Fears, Los Angeles, 1950-51  
Jerry Rice, San Francisco, 1988-89  
Randy Moss, Minnesota, 1999-2000  
**T.Y. Hilton, Indianapolis, 2013-2014**

## BOOM'S BIG DAY

Running Back **Daniel "Boom" Herron** started his first career play-off game against Cincinnati (1/4/15) in an AFC Wild Card matchup and totaled 12 rushing attempts for 56 yards (4.7 avg.) and a touchdown as well as 10 receptions for 85 yards. His 141 scrimmage yards tied for the 11th-most overall and fifth-most by a running back in a single game in Colts postseason history. Herron's 10 catches tied a franchise postseason single-game record for the most receptions by a running back.

### MOST RECEPTIONS BY A RUNNING BACK IN A POSTSEASON GAME, COLTS HISTORY

Player	Date	Rec.
<b>Boom Herron</b>	<b>1/4/15</b>	<b>10</b>
Joseph Addai	2/4/07	10
Joseph Addai	1/13/08	9

### MOST SCRIMMAGE YARDS BY A RUNNING BACK IN A POSTSEASON GAME, COLTS HISTORY

Player	Date	Rec.
Zack Crockett	12/31/95	157
Joseph Addai	1/6/07	148
Tom Matte	1/12/69	146
Joseph Addai	2/4/07	143
<b>Boom Herron</b>	<b>1/4/15</b>	<b>141</b>
Egerrin James	1/11/04	141

Herron was originally selected by the Bengals in the sixth round (191st overall) of the 2012 NFL Draft. According to Elias Sports, he is only the third player in NFL history to lead a postseason game in rushing yards against a former team (Lew Carpenter, 12/29/57; Ahman Green, 1/4/04). Herron is also the fourth running back in NFL history to catch the most passes in a postseason game against a former team (Preston Pearson 1/18/76; Herschel Walker, 1/10/93; Ricky Watters, 12/29/96).

## FREEMAN ALL OVER THE FIELD

Inside linebacker **Jerrell Freeman** recorded postseason single-game career highs of 16 tackles (13 solo), 1.5 sacks and a forced fumble in the AFC Wild Card game against Cincinnati (1/4/15). His sack total was the fourth-highest mark in Colts postseason history and he joined Dwight Freeney (1/6/07) as the only two players in team history to notch at least 1.5 sacks and a forced fumble in a single postseason game.

### MOST SACKS IN A POSTSEASON GAME, COLTS HISTORY

Player	Date	Sacks	FF
Dwight Freeney	1/6/07	2.0	1
Dwight Freeney	1/3/09	2.0	0
Robert Mathis	1/3/09	2.0	0
Jerrell Freeman	1/4/15	1.5	1

## REGGIE IN THE POSTSEASON

Wide receiver **Reggie Wayne** ranks among the best in postseason NFL history in receptions, receiving yards and receiving touchdowns. Below is how he stacks up against the rest of the league:

### MOST CAREER RECEPTIONS IN POSTSEASON, NFL HISTORY

Player	Years	Receptions
Jerry Rice	1985-2004	151
<b>Reggie Wayne</b>	<b>2001-2014</b>	<b>93</b>
Hines Ward	1998-2011	88

### MOST CAREER RECEIVING YARDS IN POSTSEASON, NFL HISTORY

Player	Years	Rec. Yds
Jerry Rice	1985-2004	2,245
Michael Irvin	1988-1999	1,315
Cliff Branch	1972-1985	1,289
<b>Reggie Wayne</b>	<b>2001-2014</b>	<b>1,254</b>

### MOST CAREER RECEIVING TOUCHDOWNS IN POSTSEASON, NFL HISTORY

Player	Years	Rec. TDs
Jerry Rice	1985-2004	22
John Stallworth	1974-1987	12
Fred Biletnikoff	1965-1978	10
Antonio Freeman	1995-2003	10
Randy Moss	1998-2012	10
Hines Ward	1998-2011	10
<b>Reggie Wayne</b>	<b>2001-2014</b>	<b>9</b>
Larry Fitzgerald	2004-2014	9
Andre Reed	1985-2000	9
Lynn Swann	1974-1982	9

## McAFEE IN THE POSTSEASON

Punter **Pat McAfee** ranks first in postseason NFL history in career punting average and second in net average (minimum 25 punts). In the AFC Wild Card game against Cincinnati (1/4/15), he logged the longest punt in Colts postseason history with a 68-yarder.

### HIGHEST CAREER PUNTING AVERAGE IN NFL POSTSEASON HISTORY

Player	Years	Avg.
<b>Pat McAfee</b>	<b>2009-2014</b>	<b>46.5</b>
Andy Lee	2004-2014	46.3
Mike Scifres	2003-2014	45.7

### HIGHEST CAREER PUNTING NET AVERAGE IN NFL POSTSEASON HISTORY

Player	Years	Avg.
Thomas Morstead	2009-2014	40.9
<b>Pat McAfee</b>	<b>2009-2014</b>	<b>39.8</b>
Andy Lee	2004-2014	39.8

### LONGEST PUNT IN A POSTSEASON GAME, COLTS HISTORY

Player	Date	Long
<b>Pat McAfee</b>	<b>1/4/15</b>	<b>68</b>
Hunter Smith	1/3/09	63
Three tied		58

## VINATIERI IN THE POSTSEASON

Kicker **Adam Vinatieri** holds several career postseason records, including points scored, field goals made and consecutive games scoring. Below is a look at how he ranks in NFL history:

### MOST CAREER GAMES PLAYED IN POSTSEASON, NFL HISTORY

Player	Years	Games
Jerry Rice	1985-2004	29
<b>Adam Vinatieri</b>	<b>1996-2014</b>	<b>29</b>
D.D. Lewis	1968-1981	27

### MOST CONSECUTIVE GAMES SCORING IN POSTSEASON, NFL HISTORY

Player	Years	Games
<b>Adam Vinatieri</b>	<b>1996-2014</b>	<b>29</b>
David Akers	1998-2013	24
George Blanda	1949-1975	19

### MOST CONSECUTIVE GAMES SCORING FIELD GOALS IN POSTSEASON, NFL HISTORY

Player	Years	Games
Tony Fritsch	1972-1979	13
<b>Adam Vinatieri</b>	<b>2005-2014</b>	<b>13</b>
Adam Vinatieri	1997-2004	12
Jason Elam	1997-2008	11

### MOST CAREER POINTS SCORED IN POSTSEASON, NFL HISTORY

Player	Years	Points
<b>Adam Vinatieri</b>	<b>1996-2014</b>	<b>233</b>
David Akers	1998-2013	175
Gary Anderson	1982-2004	153

### MOST CAREER FIELD GOALS MADE IN POSTSEASON, NFL HISTORY

Player	Years	FGM
<b>Adam Vinatieri</b>	<b>1996-2014</b>	<b>56</b>
David Akers	1998-2013	39
Gary Anderson	1982-2004	32

### MOST CAREER FIELD GOALS ATTEMPTS IN POSTSEASON, NFL HISTORY

Player	Years	FGA
<b>Adam Vinatieri</b>	<b>1996-2014</b>	<b>67</b>
David Akers	1998-2013	47
Gary Anderson	1982-2004	40

### MOST CAREER PATs MADE IN POSTSEASON, NFL HISTORY

Player	Years	PATs
<b>Adam Vinatieri</b>	<b>1996-2014</b>	<b>65</b>
David Akers	1998-2013	58
Gary Anderson	1982-2004	57

## PLAYOFF DEBUTS

Listed below are the 14 Colts players (nine offensive, five defensive) who made their playoffs debut in the AFC Wild Card game against Cincinnati (1/4). Return specialist **Josh Cribbs** (10 seasons) and inside linebacker **D'Qwell Jackson** (nine seasons) played the most years of anyone on the team before competing in the postseason.

Player	Experience	Player	Experience
G-David Arkin.....	4	ILB-D'Qwell Jackson.....	9
RS-Josh Cribbs.....	10	S-Dewey McDonald.....	R
C-Jonotthan Harrison.....	R	T/G-Jack Mewhort.....	R
RB-Daniel "Boom" Herron.....	2	WR-Donte Moncrief.....	R
C/G-Khaled Holmes.....	2	OLB-Jonathan Newsome....	R
DT-Montori Hughes.....	2	G-Joe Reitz.....	4
ILB-Andrew Jackson.....	R	RB-Zurlon Tipton.....	R



## COLTS-PATRIOTS PLAYOFF HISTORY

The Colts and Patriots have met four times in the postseason, all since 2004. Below are recaps of the games:

### AFC CHAMPIONSHIP – JAN. 18, 2004 GILLETTE STADIUM

**NEW ENGLAND 24, INDIANAPOLIS 14** – Attendance 68,436. New England opened up a 15-0 halftime lead in topping the Colts in the conference title bout. Adam Vinatieri booted field goals of 31, 25, 27, 21 and 34 yards to help provide the difference. Edgerrin James' two-yard touchdown third quarter rush brought the Colts within eight points. Indianapolis scored on a sevenyard Marcus Pollard reception with 2:27 left, but one final Colts possession failed. New England sacked Peyton Manning four times and intercepted four passes in a contest played in snowy conditions and 32-degree weather.

	1	2	3	4	F
Indianapolis	0	0	7	7	14
New England	7	8	6	3	24

### AFC DIVISIONAL – JAN. 16, 2005 GILLETTE STADIUM

**NEW ENGLAND 20, INDIANAPOLIS 3** – Attendance 68,756. Controlling the ball for 37:43 of the contest, including 21 of the game's final 30 minutes, New England posted a 20-3 victory over the Colts. The Patriots gained a 6-3 halftime lead as Adam Vinatieri (24, 31) and Mike Vanderjagt (23) had second quarter field goals. Tom Brady (18-27-144, 1 TD) later guided 87- and 94-yard touchdown drives, aided by Corey Dillon (23-144). The Patriots defense forced three turnovers and limited the Colts to 46 rushing yards. Peyton Manning was 27-42-238, 1 INT., but New England amassed 210 rushing yards.

	1	2	3	4	F
Indianapolis	0	3	0	0	3
New England	0	6	7	7	20

### AFC CHAMPIONSHIP – JAN. 21, 2007 RCA DOME

**INDIANAPOLIS 38, NEW ENGLAND 34** – Attendance 57,433. Erasing an 18-point deficit with a 32-point second half flurry, the Colts captured the AFC Championship, 38-34, over New England. Peyton Manning (27-47-349, 1 TD/INT.) scored on a one-yard touchdown rush, tossed a one-yard touchdown pass and guided the club to 17 fourth quarter points. Indianapolis had 455 net yards, with second half scoring drives of 76, 76, 67, 59 and 80 yards. Joseph Addai's three-yard touchdown rush with 1:00 left was the winning score. Adam Vinatieri hit field goals of 42, 26 and 36 yards, while Jeff Saturday (fumble recovery) and Dan Klecko (one-yard touchdown reception) scored touchdowns. New England bolted to a 21-3 lead before the Colts produced the largest championship game comeback in NFL Super Bowl-era history. Indianapolis knotted the contest at 21-21, 28-28 and 31-31 during the comeback.

	1	2	3	4	F
New England	7	14	7	6	34
Indianapolis	3	3	15	17	38

### AFC DIVISIONAL – JAN. 11, 2014 GILLETTE STADIUM

**NEW ENGLAND 43, INDIANAPOLIS 22** – Attendance 68,756. Indianapolis' 2013 season came to a close after the Colts fell to the New England Patriots in an AFC Divisional Playoff meeting, 43-22. The Patriots jumped out to an early 14-0 lead after LeGarrette Blount found the end zone on back-to-back drives. Blount led both teams in rushing with 166 yards and four touchdowns. The Colts found the scoreboard in the first quarter when wide receiver LaVon Brazill hauled in his first of two touchdowns from quarterback Andrew Luck. Following Blount's third score of the game in the second quarter, Indianapolis tallied eight unanswered points on two Adam Vinatieri field goals and a safety. The 21-15 deficit was as close as the Colts would get as Patriots running back Stevan Ridley tallied two rushing touchdowns and Blount added his fourth score of the contest in the second half en route to a 21-point victory. Luck completed 20-of-41 passes for 331 yards, two touchdowns and four interceptions for a 53.0 passer rating. Wide receiver T.Y. Hilton led the team in receiving with four catches for 103 yards and Brazill finished with two receptions for 73 yards and two touchdowns.

	1	2	3	4	F
Indianapolis	7	5	10	0	22
New England	14	7	8	14	43

# COLTS POSTSEASON NOTES

## PLAYOFF EXPERIENCE

As a team, the Colts have played in a combined 264 postseason games, making 130 starts. Kicker **Adam Vinatieri** leads the team with 29 appearances, including five trips to the Super Bowl. Wide receiver **Reggie Wayne** has started 20 postseason contests, while outside linebacker **Shaun Phillips** has played in 13 games. Overall, 10 Colts players have combined to make 15 Super Bowl appearances with four players winning a championship (Jones, Nicks, Vinatieri, Wayne).

### POSTSEASON GAMES PLAYED/GAME STARTED

Player	WC	DIV	CONF	SB	TOTAL
Mike Adams	1/1	3/3	1/1	1/1	6/6
Dwayne Allen	2/2	1/0			3/2
Colt Anderson	3/0	1/0			4/0
David Arkin	1/0	1/0			2/0
Sergio Brown	3/0	4/0	1/0	1/0	9/0
Darius Butler	4/0	3/1			7/1
Anthony Castonzo	3/3	2/2			5/5
Josh Chapman	2/1	2/2			4/3
Josh Cribbs	1/0	1/0			2/0
Vontae Davis	3/3	2/1			5/4
Jack Doyle	2/0	2/1			4/1
Coby Fleener	3/3	2/2			5/5
Jerrell Freeman	3/3	2/1			5/4
Josh Gordy	3/0	2/0			5/0
Jonothan Harrison	1/0				1/0
Matt Hasselbeck	5/5	4/4	1/1	1/1	11/11
Daniel Herron	1/1	1/1			2/2
Michael Hill		1/0			1/0
T.Y. Hilton	3/2	2/2			5/4
Khaled Holmes	1/1	1/1			2/2
Montori Hughes	1/0	1/0			2/0
Andrew Jackson	1/0	1/0			2/0
D'Qwell Jackson	1/1	1/1			2/2
Ricky Jean Francois	2/1	4/1	2/0	1/0	9/2
Arthur Jones	2/2	3/1	2/0	1/1	8/4
LaRon Landry	3/3	2/2			5/5
Lance Louis	1/1	2/1	1/0		4/2
Andrew Luck	3/3	2/2			5/5
Pat McAfee	4/0	3/0	1/0	1/0	9/0
Dewey McDonald	1/0	1/0			2/0
Josh McNary	2/0	2/0			4/0
Jack Mewhort	1/1	1/1			2/2
Donte Moncrief	1/0	1/1			2/1
Jonathan Newsome	1/0	1/0			2/0
Hakeem Nicks	2/1	2/1	1/1	1/1	6/4
Xavier Nixon	1/0	1/0			2/0
Matt Overton	3/0	2/0			5/0
Shaun Phillips	4/2	6/5	2/2	1/1	13/10
Cory Redding	4/4	4/4	1/0		9/8
Joe Reitz	1/1	1/1			2/2
Trent Richardson	2/0	1/0			3/0
A.Q. Shipley	1/0	1/0			2/0
Andy Studebaker	3/0	2/0			5/0
Zurlon Tipton	1/0	1/0			2/0
Greg Toler	3/2	2/1			5/3
Adam Vinatieri	9/0	10/0	5/0	5/0	29/0
Erik Walden	5/3	5/4	1/1		11/8
Reggie Wayne	8/8	7/7	3/3	2/2	20/20
Bjoern Werner	2/1	2/1			4/2
<b>TOTALS</b>	<b>118/59</b>	<b>109/55</b>	<b>22/9</b>	<b>15/7</b>	<b>264/130</b>

## FIVE COLTS EARN PRO BOWL HONORS

Five Colts players were selected to the 2015 Pro Bowl: CB-**Vontae Davis**, WR-**T.Y. Hilton**, QB-**Andrew Luck**, P-**Pat McAfee** and K-**Adam Vinatieri**. S-**Mike Adams** and ILB-**D'Qwell Jackson** were selected as alternates.

This marks the first time since 2010 that five Colts players have been named to the Pro Bowl in a single season. Davis, Hilton and McAfee have earned the honor for the first time in their careers, while Luck and Vinatieri have been named to the Pro Bowl three times apiece.

## COLTS VS. THE FIELD

The Colts hold an all-time postseason record of 8-9 and a 68-86 regular season record against AFC teams that qualified for the playoffs. In the 2014 regular season, the Colts went 2-3 against the field, beating Baltimore and Cincinnati, while falling to Denver, New England and Pittsburgh.

### COLTS ALL-TIME RECORDS AGAINST AFC PLAYOFF TEAMS

Team	Reg. Season	Postseason	Last Meeting
New England	28-46	1-3	11/16/14 - L, 42-20
Denver	9-12	3-0	1/11/15 - W, 24-13
Pittsburgh	6-15	0-5	10/26/14 - L, 51-34
Cincinnati	17-10	2-0	1/4/15 - W, 26-10
Baltimore	8-3	2-1	10/5/14 - W, 20-13
<b>Totals</b>	<b>68-86 (.442)</b>	<b>8-9 (.471)</b>	

## COLTS CLINCH AFC SOUTH DIVISION



The Colts clinched the AFC South Division championship in Week 15 against Houston. It marked their ninth AFC South title since 2002 and their second straight since 2013.

Overall, the Colts have claimed 16 division titles in franchise history, including six in the AFC East and one in the Coastal Division. The team also won four NFL Western Conference titles between 1958 and 1965. Below is the full list of Colts division/conference championships in franchise history:

### AFC SOUTH DIVISION

2003-07, 2009, 2010, 2013-14

### AFC EAST DIVISION

1970, 1975-77, 1987, 1999

### NFL WESTERN CONFERENCE - COASTAL DIVISION

1968

### NFL WESTERN CONFERENCE

1958, 1959, 1964, 1965

## 2015 REGULAR SEASON OPPONENTS

Along with their normal slate of home and road contests against AFC South opponents - Houston, Jacksonville and Tennessee - the Colts will compete against the AFC East and NFC South Divisions in 2015. Indianapolis will face four 2014 playoff teams next season.

### INDIANAPOLIS COLTS 2015 REGULAR SEASON OPPONENTS

Team	H/A	2014 Record	Last Meeting/Result
Houston	H/A	9-7 (.563)	H - 12/14/14 - W, 17-10
Jacksonville	H/A	3-13 (.188)	H - 11/23/14 - W, 23-3
Tennessee	H/A	2-14 (.125)	A - 12/28/14 - W, 27-10
Denver	H	12-4 (.750)	*A - 1/11/15 - W, 24-13
New England	H	12-4 (.750)	H - 11/16/14 - L, 42-20
New Orleans	H	7-9 (.438)	A - 10/23/11 - L, 62-7
N.Y. Jets	H	4-12 (.250)	A - 10/14/12 - L, 35-9
Tampa Bay	H	2-14 (.125)	A - 10/3/11 - L, 24-17
Atlanta	A	6-10 (.375)	H - 11/6/11 - L, 31-7
Buffalo	A	9-7 (.563)	H - 11/25/12 - W, 20-13
Carolina	A	7-8-1 (.469)	H - 11/27/11 - L, 27-19
Miami	A	8-8 (.500)	H - 9/15/13 - L, 24-20
Pittsburgh	A	11-5 (.688)	A - 10/26/14 - L, 51-34
<b>Total</b>		<b>92-115-1 (.445)</b>	*Postseason

## POSTSEASON PERFORMERS

The Colts have 10 players on the roster that have reached the Super Bowl in their careers. Below are highlights of some of those players' performances in helping their team reach the Super Bowl:

### S-MIKE ADAMS

Made 12 solo tackles and one pass defensed in three postseason starts with Denver leading up to Super Bowl XLVIII against Seattle

### QB-MATT HASSELBECK

Posted a passer rating of over 100 in two of his three games in the postseason as he led Seattle to Super Bowl XL against Pittsburgh. Completed 62-of-103 passes for 707 yards, four touchdowns, one interception and an 89.7 passer rating in three starts. Also rushed for 83 yards and a touchdown.

### DT-ARTHUR JONES

Recorded nine tackles (five solo), two fumble recoveries and a sack in four postseason games (two starts) as the Baltimore Ravens defeated the San Francisco 49ers, 34-31, in Super Bowl XLVII.

### P-PAT McAFEE

In three postseason games, punted 12 times for 550 yards (45.8 avg., 42.8 net avg.), pinning three punts inside the 20-yard line, in the Colts' run to Super Bowl XLIV against New Orleans.

### WR-HAKEEM NICKS

Caught 28 passes for 444 yards and four touchdowns, and posted three 100-yard receiving games, in four postseason contests en route to the New York Giants' Super Bowl XLVI victory over New England. His reception total and yards-per-catch average were the highest marks by a Giants player in a single postseason. His 444 receiving yards are the second-most by a player in a single postseason in NFL history.

### OLB-SHAUN PHILLIPS

Recorded eight tackles (five solo) and 2.0 sacks in three postseason starts as he helped Denver reach Super Bowl XLVIII against Seattle.

### K-ADAM VINATIERI

Has been a part of four Super Bowl Championship teams (XXXVI, XXXVIII, XXXIX, XLI) and has hit two last-minute game-winning field goals in Super Bowls XXXVI against St. Louis and XXXVIII against Carolina. He is the only kicker in NFL history to record successful field goals in four Super Bowls and is the only kicker in league history to have played in five.

### WR-REGGIE WAYNE

Totalled 17 receptions for 216 yards and two touchdowns in four postseason starts, as he helped the Colts win Super Bowl XLI over Chicago. Caught a 53-yard touchdown reception in the Super Bowl.

## COLTS PLAYOFF HISTORY

The Colts hold an all-time postseason record of 22-22 (.500), which ranks as the 13th-best winning percentage in NFL history. Their 22 wins are tied for the seventh-most in the NFL. Indianapolis has recorded a 12-6 record in home postseason games, while going 10-16 on the road. The team has won two NFL Championships (1958, 1959) and two Super Bowls (1970 (V), 2006 (XLI)).

Date	Round	H/A	Opponent	W/L	Score
12/28/58	Champ	A	N.Y. Giants	W (OT)	23-17
12/27/59	Champ	H	N.Y. Giants	W	31-16
12/27/64	Champ	A	Cleveland	L	0-27
12/26/65	Div	A	Green Bay	L (OT)	10-13
12/22/68	Div	H	Minnesota	W	24-14
12/29/68	Conf	A	Cleveland	W	34-0
1/12/69	SB	N	N.Y. Jets	L	7-16
12/26/70	Div	H	Cincinnati	W	17-0
1/3/71	Conf	H	Oakland	W	27-17
1/17/71	SB	N	Dallas	W	16-13
12/26/71	Div	A	Cleveland	W	20-3
1/2/72	Conf	A	Miami	L	0-21
12/27/75	Div	A	Pittsburgh	L	10-28
12/19/76	Div	H	Pittsburgh	L	14-40
12/24/77	Div	H	Oakland	L (OT)	31-37
1/9/88	Div	A	Cleveland	L	21-38
12/31/95	WC	A	San Diego	W	35-20
1/7/96	Div	A	Kansas City	W	10-7
1/14/96	Conf	A	Pittsburgh	L	16-20
12/29/96	WC	A	Pittsburgh	L	14-42
1/16/00	Div	H	Tennessee	L	16-19
12/30/00	WC	A	Miami	L (OT)	17-23
1/4/03	WC	A	N.Y. Jets	L	0-41
1/4/04	WC	H	Denver	W	41-10
1/11/04	Div	A	Kansas City	W	38-31
1/18/04	Conf	A	New England	L	14-24
1/9/05	WC	H	Denver	W	49-24
1/16/05	Div	A	New England	L	3-20
1/15/06	Div	H	Pittsburgh	L	18-21
1/6/07	WC	H	Kansas City	W	23-8
1/13/07	Div	A	Baltimore	W	15-6
1/21/07	Conf	H	New England	W	38-34
2/4/07	SB	N	Chicago	W	29-17
1/13/08	Div	H	San Diego	L	24-28
1/3/09	WC	A	San Diego	L (OT)	17-23
1/16/10	Div	H	Baltimore	W	20-3
1/24/10	Conf	H	N.Y. Jets	W	30-17
2/7/10	SB	N	New Orleans	L	17-31
1/8/11	WC	H	N.Y. Jets	L	16-17
1/6/13	WC	A	Baltimore	L	9-24
1/4/14	WC	H	Kansas City	W	45-44
1/11/14	Div	A	New England	L	22-43
1/4/15	WC	H	Cincinnati	W	26-10
1/11/15	Div	A	Denver	W	24-13



## OFFENSIVE FIRE POWER

The Colts offense recorded its highest single-season output in total net yards and passing yards in 2014, while finishing second in total points and third in first downs.

### MOST TOTAL NET YARDS, SINGLE SEASON, COLTS HISTORY

Year	Yards
2014	6,506
2004	6,475
2000	6,141

### MOST NET PASSING YARDS, SINGLE SEASON, COLTS HISTORY

Year	Yards
2014	4,894
2004	4,623
2010	4,609

### MOST POINTS SCORED, SINGLE SEASON, COLTS HISTORY

Year	Points
2004	522
2014	458
2007	450

### MOST FIRST DOWNS, SINGLE SEASON, COLTS HISTORY

Year	First Downs
2004	379
2006	376
2014	371

## 400-YARD GAMES

The Colts recorded seven straight games with 400-plus yards of total offense from Week 3 at Jacksonville to Week 9 at New York Giants. **The team has posted nine overall for the season, which is the most in a single season in franchise history**, surpassing the previous record of eight games of 400-plus yards in 2004. The Colts' nine such games also rank first in the NFL in 2014.

### MOST GAMES WITH 400-PLUS TOTAL NET YARDS, COLTS HISTORY

Season	Games
2014	9
2004	8
1976	6
2000	6
2010	6
2012	6

## BIG PLAYS

The Colts led the NFL with 85 plays of 20-plus yards in 2014. Eighteen of those 85 plays scored touchdowns, which also ranked first league-wide.

### MOST PLAYS OF 20-PLUS YARDS, 2014

Team	Runs	Passes	Total
COLTS	7	78	85
Denver	13	67	80
Philadelphia	12	63	75
Baltimore	24	50	74
Dallas	19	54	73

## TWO-MINUTE OFFENSE

The Colts recorded 27 points on 23 total drives beginning in the final two minutes of either half in 2014, which ranks fourth in the NFL. The Pittsburgh Steelers led the league in the category, scoring 56 points on 25 total drives.

### MOST POINTS SCORED ON DRIVES BEGINNING IN FINAL TWO MINUTES OF HALF OR GAME, 2014

Team	Possessions	Points
Pittsburgh	25	56
Tampa Bay	21	30
Denver	25	29
COLTS	23	27

## 20-POINT STREAK

The Colts scored 20-or-more points in 20 consecutive regular season and postseason games from 2013 to 2014. That marked the 11th-longest streak in the NFL since 1970. The streak began with a 22-14 victory over Tennessee on Dec. 1, 2013, and ended with a 25-24 win over Cleveland on Dec. 7, 2014.

### LONGEST STREAK OF GAMES SCORING 20-PLUS POINTS, SINCE 1970

Team	Start	End	Games
New Orleans	1/8/2011	10/21/2012	25
Denver	12/2/2012	1/19/2014	24
Miami	11/20/1983	1/6/1985	24
New England	12/17/2006	1/20/2008	24
Washington	12/26/1982	1/8/1984	24
L.A. Raiders	9/4/1983	9/24/1984	23
New Orleans	12/13/09	10/26/2008	22
San Diego	1/3/2010	12/4/2008	22
Minnesota	12/21/1997	1/17/1999	21
Philadelphia	11/3/2013	11/27/2014	21
COLTS	12/1/2013	12/7/2014	20

## FINISHING STRONG

Since 2012, the Colts have recorded an 11-3 record in the month of December, which is the fifth-best mark in the NFL during that time span. Indianapolis has also posted a 6-0 record in December games played at home, which is tied for the best record since 2012.

### BEST WIN PCT. IN DECEMBER GAMES, SINCE 2012

Team	Record	Winning Pct.
Denver	12-2	.857
Carolina	12-2	.857
Seattle	12-2	.857
COLTS	11-3	.786
New England	11-3	.786
Cincinnati	10-4	.714

### BEST WIN PCT. IN DECEMBER HOME GAMES, SINCE 2012

Team	Record	Winning Pct.
COLTS	6-0	1.000
Carolina	7-0	1.000
Minnesota	7-0	1.000
Seattle	7-1	.875
San Francisco	6-1	.857

## MULTIPLE 100-YARD RECEIVERS

The Colts had a pair of 100-yard receivers in three games in 2014, most recently Coby Fleener (127) and Donte Moncrief (134) in Week 13 against Washington (11/30). The three total games rank as the third-most in a single season in franchise history. In 2004, Indianapolis posted five games with multiple 100-yard receivers.

### MOST SINGLE-SEASON GAMES WITH MULTIPLE 100-YARD RECEIVERS, COLTS HISTORY

Season	Games
2004	5
1960	4
2014	3
Seven seasons	2

## NO RETURN

The Colts held opponents to a 5.9 punt return average in 2014 on 35 total punt returns. That average ranked third in the NFL, trailing New Orleans and Tampa Bay. The Colts' 5.9 average ranks as the 12th-lowest single-season mark in team history and the lowest since holding opponents to a 5.8 average in 2002.

### LOWEST OPP. PUNT RETURN AVG., 2014

Team	Returns	Yards	Avg.
New Orleans	24	99	4.1
Tampa Bay	32	185	5.8
COLTS	35	205	5.9
Buffalo	38	246	6.5
Minnesota	39	255	6.5

## PASSING YARDS RECORD

**Andrew Luck** threw for 4,761 passing yards in 2014, which is the highest total in a single season in franchise history. Peyton Manning held the previous record with 4,700 yards through the air in 2010.

### MOST PASSING YARDS IN A SINGLE SEASON, COLTS HISTORY

Player	Year	Passing Yds
<b>Andrew Luck</b>	<b>2014</b>	<b>4,761</b>
Peyton Manning	2010	4,700
Peyton Manning	2004	4,557
Peyton Manning	2009	4,500
Peyton Manning	2000	4,413

## LUCK THROUGH THREE

**Andrew Luck** led the Colts to the most wins (33) in the first three seasons of a quarterback's career in Colts history. He also ranks first in franchise history in passing yards, touchdowns and 300-yard passing games through as many seasons.

### MOST WINS IN FIRST 3 SEASONS, COLTS HISTORY

Player	Seasons	Wins
<b>Andrew Luck</b>	<b>2012-2014</b>	<b>33</b>
Peyton Manning	1998-2000	26
Johnny Unitas	1956-1958	18

### MOST PASSING YDS IN FIRST 3 SEASONS, COLTS HISTORY

Player	Seasons	Passing Yds
<b>Andrew Luck</b>	<b>2012-2014</b>	<b>12,957</b>
Peyton Manning	1998-2000	12,287
Jeff George	1990-1992	7,025

### MOST PASSING TDS IN FIRST 3 SEASONS, COLTS HISTORY

Player	Seasons	Passing TDs
<b>Andrew Luck</b>	<b>2012-2014</b>	<b>86</b>
Peyton Manning	1998-2000	85
Johnny Unitas	1956-1958	52

### MOST 300-YD PASSING GAMES IN FIRST 3 SEASONS, COLTS HISTORY

Player	Seasons	Games
<b>Andrew Luck</b>	<b>2012-2014</b>	<b>19</b>
Peyton Manning	1998-2000	11
Jeff George	1990-1992	5

## 300-YARD STREAK

**Andrew Luck** threw for 300 yards in eight consecutive games from Weeks 3-11. That is a franchise record, surpassing Peyton Manning who held a five-game streak in 2009. The NFL record for the most consecutive 300-yard passing games is nine, set by Saints quarterback Drew Brees twice from 2011-12 and 2012-13.

### MOST CONSECUTIVE 300-YARD PASSING GAMES, COLTS HISTORY

Player	Streak	Dates
<b>Andrew Luck</b>	<b>8</b>	<b>9/21/14-11/16/14</b>
Peyton Manning	5	9/13/09-10/11/09
Peyton Manning	3	11/1/09-11/15/09
Peyton Manning	3	10/22/06-11/5/06
Johnny Unitas	3	12/1/63-12/15/63

### MOST CONSECUTIVE 300-YARD PASSING GAMES, NFL HISTORY

Player	Team	Streak	Dates
Drew Brees	New Orleans	9	11/29/12-9/30/13
Drew Brees	New Orleans	9	11/13/11-9/16/12
<b>Andrew Luck</b>	<b>COLTS</b>	<b>8</b>	<b>9/21/14-11/16/14</b>
Peyton Manning	Denver	7	12/23/12-10/6/13

## GOING THE DISTANCE

Quarterback **Andrew Luck** has thrown for 25 30-plus-yard touchdowns since 2012, which is tied with Peyton Manning for the most in the NFL over the past three seasons. During that same time span, wide receiver **T.Y. Hilton** has posted 11 30-plus-yard receiving touchdowns, which ranks tied for second in the NFL.

### MOST 30-PLUS YARD PASSING TDs, SINCE 2012

Player	Team	TDs
<b>Andrew Luck</b>	<b>COLTS</b>	<b>25</b>
Peyton Manning	Denver	25
Drew Brees	New Orleans	24
Aaron Rodgers	Green Bay	23
Ben Roethlisberger	Pittsburgh	21

### MOST 30-PLUS YARD REC TDs, SINCE 2012

Player	Team	TDs
Dez Bryant	Dallas	12
<b>T.Y. Hilton</b>	<b>COLTS</b>	<b>11</b>
Josh Gordon	Cleveland	11
DeSean Jackson	Phi/Was	11
Jordy Nelson	Green Bay	11
Demaryius Thomas	Denver	11

## LUCK FINDING THE END ZONE

**Andrew Luck** led the NFL with 40 passing touchdowns in 2014, which is the second-most passing touchdowns in a single season in Colts history.

### MOST PASSING TOUCHDOWNS, SINGLE SEASON, COLTS HISTORY

Player	Year	Passing TD
Peyton Manning	2004	49
<b>Andrew Luck</b>	<b>2014</b>	<b>40</b>
Peyton Manning	2000	33
Peyton Manning	2009	33
Peyton Manning	2010	33

Luck also ranked third in passing yards and sixth in completions.

### MOST PASSING TOUCHDOWNS, NFL, 2014

Player	Team	Touchdowns
<b>Andrew Luck</b>	<b>COLTS</b>	<b>40</b>
Peyton Manning	Denver	39
Aaron Rodgers	Green Bay	38

### MOST PASSING YARDS, NFL, 2014

Player	Team	Yards
Drew Brees	New Orleans	4,952
Ben Roethlisberger	Pittsburgh	4,952
<b>Andrew Luck</b>	<b>COLTS</b>	<b>4,761</b>

### MOST COMPLETIONS, NFL, 2014

Player	Team	Completions
Drew Brees	New Orleans	456
Matt Ryan	Atlanta	415
Ben Roethlisberger	Pittsburgh	408
Peyton Manning	Denver	395
Ryan Tannehill	Miami	392
<b>Andrew Luck</b>	<b>COLTS</b>	<b>380</b>

## LUCK NAMED PLAYER OF THE MONTH

Quarterback **Andrew Luck** was named the AFC Offensive Player of the Month for November, marking the first time he has earned the award in his career.

In the month of November, Luck completed 88-of-144 passes for 1,280 yards, 12 touchdowns and two interceptions for a 112.0 passer rating, leading the Colts to a 3-1 record. His touchdown total ranked tied for third in the NFL, while his passer rating ranked fifth and his passing yardage total ranked sixth.

**In a Week 9 meeting at the Giants**, Luck became the first player in NFL history with at least 350 passing yards in five consecutive road contests. He joined Tom Brady, Peyton Manning and Drew Brees (twice) as the only quarterbacks in league history with at least 3,000 passing yards in their team's first nine games to begin a season and also became the third player in NFL history with six consecutive games of 40-plus attempts. **In Week 11 against New England**, Luck totaled his eighth consecutive 300-yard passing outing which ranks as the second-longest streak in NFL history. **In Week 12 against Jacksonville**, he took sole possession of second place in team history for consecutive games with 20-or-more completions. He finished with eight rushes for 49 yards, which was the second-highest single-game rushing total of his career. **In a Week 13 win against Washington**, Luck became the fifth quarterback since 1970 to record 30 victories in the first three seasons of a career. He established a career-high with five touchdown passes and threw for over four touchdown passes for the sixth time in his career. His five touchdown passes tied for the third-most in a single game in team history and he became the first quarterback in franchise history to throw for two touchdowns of 70-plus yards in a single game. Luck joined Johnny Unitas (one) and Peyton Manning (six) as the only quarterbacks in franchise history to throw for 30-plus touchdowns in a single season and tied Carson Palmer (78) for the fourth-most passing touchdowns in the first three seasons of a quarterback's career in NFL history. He set a career-long with a 79-yard pass to wide receiver Donte Moncrief, which went for his fifth touchdown. On the play, Luck reached 4,000 passing yards for the year and joined Peyton Manning and Pro Football Hall of Famer Dan Marino as the only players to pass for 4,000 yards in two of their first three NFL seasons. He also became the third-fastest player to reach 12,000 career passing yards in NFL history. Luck posted his 10th 300-yard passing game of the year, which set a single-season franchise record (Peyton Manning, nine in 2004). With 19 completions, he passed Andy Dalton (992) for the second-most completions in the first three seasons of a quarterback's career in NFL history. Luck finished with four touchdown passes of 30-plus yards and became only the second player in the last 10 years to accomplish the feat in a single game (Matt Flynn vs. Detroit 1/1/12).

## VINNY NEARLY PERFECT

Kicker **Adam Vinatieri** posted the fifth-highest single-season field goal percentage (96.77%) in 2014 (minimum one field goal attempt per team game), as he converted 30-of-31 field goals. Four players have recorded a perfect season in NFL history.

### HIGHEST FIELD GOAL PCT., SEASON (QUALIFIERS), NFL HISTORY

100.00	Tony Zendejas, L.A. Rams, 1991 (17-17)
	Gary Anderson, Minnesota, 1998 (35-35)
	Jeff Wilkins, St. Louis, 2000 (17-17)
96.77	Mike Vanderjagt, Indianapolis, 2003 (37-37)
96.43	<b>Adam Vinatieri, Indianapolis, 2014 (30-31)</b>
	Chris Boniol, Dallas, 1995 (27-28)

## LUCK AIRS IT OUT VS. WASHINGTON

Quarterback **Andrew Luck** completed 19-of-27 passes for 370 yards, a career-high five touchdowns and a 137.0 passer rating in the Colts' 49-27 Week 13 victory over the Washington Redskins (11/30). Below are some of the highlights from his career day:

- Became the fifth quarterback since 1970 to record 30 victories in the first three seasons of a career.
- Established a career-high with five touchdown passes and threw for over four touchdown passes for the sixth time in his career. His five touchdown passes tied for the third-most in a single game in team history.
- Became the first quarterback in franchise history to throw for two touchdowns of 70-plus yards in a single game.
- Joined Johnny Unitas (one) and Peyton Manning (six) as the only quarterbacks in franchise history to throw for 30-plus touchdowns in a single season.
- Became the third-fastest player to reach 12,000 career passing yards in NFL history and tied Carson Palmer (78) for the fourth-most passing touchdowns in the first three seasons of a quarterback's career in NFL history.
- Set a career-long with a 79-yard pass to Donte Moncrief, which went for his fifth touchdown. On the play, Luck reached 4,000 passing yards this season and joined Peyton Manning and Dan Marino as the only players to pass for 4,000 yards in two of their first three NFL seasons.
- Posted his 10th 300-yard passing game this season, which set a single-season franchise record (Peyton Manning, nine in 2004).
- With 19 completions, passed Andy Dalton (992) for the second-most completions in the first three seasons of a quarterback's career in NFL history.
- Finished with four touchdown passes of 30-plus yards and became only the second player in the last 10 years to accomplish the feat in a single game (Matt Flynn vs. Detroit 1/1/12).
- Posted his second game of the season with three-or-more passing touchdowns of 20-plus yards, which leads the NFL.
- Became one-of-four players in NFL history to throw five-or-more touchdown passes in one game, including two of 70 yards or longer, joining Charley Johnson (Cardinals vs. Cowboys, 1962), Joe Namath (Jets vs. Colts, 1972) and Joe Ferguson (Bills vs. Jets, 1979).

## TIGHT ENDS IN THE END ZONE

Tight ends **Dwayne Allen** and **Coby Fleener** became the first tight end tandem in NFL history with eight touchdowns apiece in a single season. They ranked tied for fifth in the NFL and fourth in the AFC in receiving touchdowns among tight ends. Their eight touchdowns were career highs for both of them. Their touchdown totals were also the highest by a Colts tight end since Dallas Clark in 2009 (10). **Jack Doyle** added two receiving touchdowns on the season, bringing the combined tight end total to 18 touchdowns, which is the highest single-season total by that position group in team history.

### MOST RECEIVING TOUCHDOWNS BY NFL TIGHT ENDS, 2014

Player	Team	Rec. TDs
Antonio Gates	San Diego	12
Rob Gronkowski	New England	12
Julius Thomas	Denver	12
Jimmy Graham	New Orleans	10
<b>Dwayne Allen</b>	<b>COLTS</b>	<b>8</b>
<b>Coby Fleener</b>	<b>COLTS</b>	<b>8</b>

### MOST RECEIVING TOUCHDOWNS IN A SINGLE SEASON BY A TIGHT END, COLTS HISTORY

Player	Season	Rec. TDs
Dallas Clark	2007	11
Dallas Clark	2009	10
John Mackey	1966	9
<b>Dwayne Allen</b>	<b>2014</b>	<b>8</b>
<b>Coby Fleener</b>	<b>2014</b>	<b>8</b>
Marcus Pollard	2001	8



## MOVING THE CHAINS

Tight end **Dwayne Allen** ranked second in the NFL in first down receiving percentage, as 24 of his 29 receptions (82.8%) have gone for first downs. Tight end **Coby Fleener** and wide receiver **T.Y. Hilton** also rank in the top 10 in the league with 78.4 and 76.8 percentages, respectively.

### HIGHEST RECEIVING FIRST DOWN PERCENTAGE, 2014

Player	Team	Rec. FD	Rec. FD %
Calvin Johnson	Detroit	59	83.1
<b>Dwayne Allen</b>	<b>COLTS</b>	<b>24</b>	<b>82.8</b>
Terrance Williams	Dallas	30	81.1
<b>Coby Fleener</b>	<b>COLTS</b>	<b>40</b>	<b>78.4</b>
Randall Cobb	Green Bay	71	78.0
Andre Roberts	Washington	28	77.8
Torrey Smith	Baltimore	38	77.6
<b>T.Y. Hilton</b>	<b>COLTS</b>	<b>63</b>	<b>76.8</b>

## FLEENER IN WEEK 11

Tight end **Coby Fleener** caught seven-of-seven targets for 144 yards in Week 11 against New England (11/16). His receiving yardage total is tied for the third-highest single-game total in Colts history by a tight end.

### MOST RECEIVING YARDS IN A GAME BY A TIGHT END, COLTS HISTORY

Player	Dates	Rec. Yds
Dallas Clark	09/21/09	183
Ken Dilger	09/08/96	156
<b>Coby Fleener</b>	<b>11/16/14</b>	<b>144</b>
John Mackey	12/08/63	144
John Mackey	09/18/66	143

## BIG-PLAY FLEENER

Tight end **Coby Fleener** caught four passes for 127 yards and two touchdowns, including a 73-yard score, in Week 13 against Washington (11/30). It was his third career 100-yard contest and second this season. He also posted his first career multiple-touchdown game. On his first reception of the game, Fleener caught a 30-yard touchdown to give the Colts a 7-3 lead and set a new single-season career-high with five touchdowns, adding his sixth in the third quarter.

Fleener established a new career-long reception with his 73-yard touchdown in the third quarter and became the first tight end with touchdown catches of 70-plus yards and 30-plus yards in the same game since 1972 (Rich Caster).

## HILTON'S RANKINGS

Wide receiver **T.Y. Hilton** finished sixth in the NFL in receiving yards and tied for 21st in receptions in 2014. He also ranked seventh in receiving first downs, as 63 of his 82 receptions went for first downs (76.8%).

### MOST RECEIVING YARDS, 2014

Player	Team	Rec. Yards
Antonio Brown	Pittsburgh	1,698
Demaryius Thomas	Denver	1,619
Julio Jones	Atlanta	1,593
Jordy Nelson	Green Bay	1,519
Emmanuel Sanders	Denver	1,404
<b>T.Y. Hilton</b>	<b>COLTS</b>	<b>1,345</b>

### MOST RECEIVING FIRST DOWNS, 2014

Player	Team	Rec. FD
Antonio Brown	Pittsburgh	85
Julio Jones	Atlanta	76
Randall Cobb	Green Bay	71
Jordy Nelson	Green Bay	71
Emmanuel Sanders	Denver	69
Demaryius Thomas	Denver	69
<b>T.Y. Hilton</b>	<b>COLTS</b>	<b>63</b>

## HILTON TOPS 1,000 AGAIN

Wide receiver **T.Y. Hilton** reached 1,000 receiving yards for the season in the Colts' Week 12 victory over Jacksonville (11/23), as he caught four passes for 122 yards, including a 73-yard touchdown. Hilton is only the third player in franchise history to post multiple career 1,000-yard receiving seasons, joining Marvin Harrison and Reggie Wayne, who have each recorded eight such seasons.

### MOST 1,000-YARD RECEIVING SEASONS, COLTS HISTORY

Player	Years	Seasons
Marvin Harrison	1996-2008	8
Reggie Wayne	2001-2014	8
<b>T.Y. Hilton</b>	<b>2012-2014</b>	<b>2</b>

## HILTON OFF TO FAST START

Wide receiver **T.Y. Hilton** posted some of the best receiving numbers in Colts history through his first three seasons. He holds the records for the most receptions, receiving yards and 100-yard receiving games and ranks second in receiving touchdowns.

### MOST RECEPTIONS IN FIRST 3 SEASONS, COLTS HISTORY

Player	Seasons	Receptions
<b>T.Y. Hilton</b>	<b>2012-2014</b>	<b>214</b>
Marvin Harrison	1996-1998	196
Austin Collie	2009-2011	172

### MOST REC. YARDS IN FIRST 3 SEASONS, COLTS HISTORY

Player	Seasons	Rec. Yards
<b>T.Y. Hilton</b>	<b>2012-2014</b>	<b>3,289</b>
Bill Brooks	1986-1988	2,720
Marvin Harrison	1996-1998	2,478

### MOST REC. TDs IN FIRST 3 SEASONS, COLTS HISTORY

Player	Seasons	Rec. TDs
Marvin Harrison	1996-1998	21
<b>T.Y. Hilton</b>	<b>2012-2014</b>	<b>19</b>
Austin Collie	2009-2011	16
John Mackey	1963-1965	16

### MOST 100-YD REC. GAMES IN FIRST 3 SEASONS, COLTS HISTORY

Player	Seasons	Games
<b>T.Y. Hilton</b>	<b>2012-2014</b>	<b>16</b>
Bill Brooks	1986-1988	5
Reggie Wayne	2001-2003	5

## FASTEST TO REPEAT 200

Wide receiver **T.Y. Hilton** recorded his second 200-yard receiving performance of his career in Week 6 at Houston (10/9), posting 223 yards, two shy of a franchise record. He totaled his first 200-yard performance in an AFC Wild Card matchup against Kansas City on Jan. 4, 2014.

Hilton's second 200-yard receiving performance came in his 40th career game (regular season & postseason). Of the five other players who have recorded a 200-yard receiving game in the regular season and postseason, Hilton did it in the fewest amount of games played.

Reggie Wayne accomplished the feat in his 169th career game. The Colts are the only team in NFL history with two players who have registered at least one 200-yard receiving game in the regular season and postseason.

### FEWEST GAMES TO RECORD A 200-YARD RECEIVING GAME IN THE REG. SEASON & POSTSEASON, NFL HISTORY

Player	Team	Games
<b>T.Y. Hilton</b>	<b>COLTS</b>	<b>40</b>
Demaryius Thomas	Denver	63
Jerry Rice	San Francisco	66
Steve Smith Sr.	Carolina	69
Calvin Johnson	Detroit	77
<b>Reggie Wayne</b>	<b>COLTS</b>	<b>169</b>

## MAINSTAY ON THE O-LINE

Tackle **Anthony Castonzo** has played and started in 56 consecutive games, dating back to his rookie season in 2011. He has started all 16 games for the past three seasons (2012-14) and all 12 games in 2011. His 56-game streak is currently the fourth-longest among active NFL tackles. Castonzo participated in 1,090 offensive plays in 2014, which led all NFL players.

### MOST CONSECUTIVE GAMES STARTED, ACTIVE NFL TACKLES

Player	Team	Games
D'Brickshaw Ferguson	N.Y. Jets	144
Donald Penn	Oakland	124
Joe Staley	San Francisco	64
<b>Anthony Castonzo</b>	<b>COLTS</b>	<b>56</b>

### MOST OFFENSIVE PLAYS, NFL PLAYERS, 2014

Player	Team	Plays
<b>Anthony Castonzo</b>	<b>COLTS</b>	<b>1,090</b>
Drew Brees	New Orleans	1,074
Jahri Evans	New Orleans	1,074

## CASTONZO SCORES FIRST CAREER TD

In Week 11 against New England (11/16), tackle eligible offensive lineman **Anthony Castonzo** caught his first career pass and touchdown in the fourth quarter. It was the first touchdown from a Colts offensive lineman dating back to Dec. 28, 2008 when Jamey Richard recovered a fumble for a touchdown against the Tennessee Titans.

The score marked the second receiving touchdown by an offensive lineman in team history, as William Schultz also notched a receiving touchdown on Oct. 18, 1992 against the San Diego Chargers. Castonzo is currently the only offensive lineman across the NFL to score a touchdown this season.

## FEED MONCRIEF

Wide receiver **Donte Moncrief** registered three receptions for 134 yards (44.7 avg.) and two touchdowns, including scores of 48 and 79 yards, in the Colts' Week 13 victory over Washington (11/30). Listed below are how those numbers rank in team history:

- Ranks as the highest receiving average by a Colts rookie and the second-highest by any Colts player in a single game.
- Tied for the second-most receiving touchdowns by a Colts rookie in a single game.
- Tied for the fourth-most receiving yards by a Colts rookie in a single game.
- His 79-yard touchdown ranks as the fourth-longest reception by a rookie in Colts history.
- Became the third player in the NFL this season to record two receiving touchdowns of 40-plus yards in a single game (Jordy Nelson and Eddie Royal).
- Recorded his second 100-yard receiving game of the season, which is tied for the third-most by a rookie in Colts history.

## MONCRIEF'S BREAKOUT GAME

In Week 8 at Pittsburgh (10/26), rookie wide receiver **Donte Moncrief** posted career highs of seven receptions and 113 receiving yards, while scoring his first career touchdown. He contributed with a 52-yard reception in the second quarter, which established his single-game career-high and was then the longest completion for Andrew Luck this season. T.Y. Hilton also recorded a 100-yard game, as the Colts registered their second game of the season and 42nd in franchise history with two 100-yard receivers.

With Moncrief's performance, **the Colts have now had a rookie with a 100-yard receiving game in three straight seasons.** Hilton notched five such games in 2012 and Da'Rick Rogers posted a single 100-yard performance in 2013.

## PAIR OF BIG GAMES

Tight end **Coby Fleener** caught four passes for 127 yards and two touchdowns, while wide receiver **Donte Moncrief** caught three passes for 134 yards and two touchdowns in Week 13 vs. Washington (11/30).

**Fleener and Moncrief became the third duo in Colts history to record 100 receiving yards and two receiving touchdowns in the same game.** The other two pairs accomplished the feat in 2004. Dallas Clark and Brandon Stokley did it against Houston on Nov. 14, 2004, while Marvin Harrison and Reggie Wayne paired up at Kansas City on Oct. 31, 2004.

## 100-TACKLE DUO

Inside linebackers **D'Qwell Jackson** and **Jerrell Freeman** have each made over 100 tackles this season, marking the fourth straight season (2011-14) that the Colts have had multiple players with 100-tackle seasons. This is the first season since 2011 that two Colts linebackers have registered 100 tackles apiece.

Jackson has topped the century mark seven times in his career, including the last four years (2011-14). Freeman has recorded 100 tackles in all three seasons he's been with the team (2012-14).

## CLIMBING THE UNDRAFTED CHARTS

Inside linebacker **Jerrell Freeman** has 9.0 career sacks, which ranks third among Colts undrafted players, since 1982. Freeman has also recorded eight forced fumbles, which ranks first among undrafted Colts, since 1994.

### MOST CAREER SACKS BY UNDRAFTED COLTS, SINCE 1982

Rank	Player	Sacks	Years with Colts
1	Tony Siragusa	16.5	1990-1996 (7)
2	Bernard Whittington	11.0	1994-2000 (7)
<b>3</b>	<b>Jerrell Freeman</b>	<b>9.0</b>	<b>2012-2014 (3)</b>
4	Larry Chester	6.5	1998-2000 (3)
5t	Eric Foster	6.0	2008-2011 (4)
5t	Josh Thomas	6.0	2004-2009 (6)

### UNDRAFTED COLTS WITH 2.0-OR-MORE SACKS IN A GAME

Player	Sacks	Date
<b>Jerrell Freeman</b>	<b>2.0</b>	<b>9/15/13 vs. MIA</b>
Eric Foster	2.0	12/17/09 at JAX
Tony Siragusa	2.0	12/4/94 at SEA
Scott Virkus	2.0	9/22/85 vs. DET

### MOST CAREER FORCED FUMBLES BY UNDRAFTED COLTS, SINCE 1994

Rank	Player	FF	Years with Colts
<b>1</b>	<b>Jerrell Freeman</b>	<b>8</b>	<b>2012-2014 (3)</b>
2	Tony Siragusa	5	1990-1996 (7)
3	Gary Brackett	4	2003-2011 (9)
4t	Jacob Lacey	3	2009-2011 (3)
4t	Bernard Whittington	3	1994-2000 (7)

## WALDEN CAREER YEAR

Outside linebacker **Erik Walden** finished the season with career highs of 6.0 sacks, 18 quarterback hits and nine tackles for loss.

In Week 13 against Washington (11/30), he finished with 2.0 sacks and a forced fumble, recording his third career multiple-sack game and his first since Nov. 18, 2012 at Detroit (2.0). His first sack of the game came with 55 seconds remaining in the third quarter and stalled a Redskins two-minute drive. Walden then contributed with a sack-forced fumble in the third quarter on a Washington fourth down attempt. The ball was recovered by inside linebacker D'Qwell Jackson and returned 35 yards for a touchdown.

### WALDEN'S YEARLY STATS, SINCE 2010

Year	Team	Sacks	QBH	TFL
<b>2014</b>	<b>COLTS</b>	<b>6.0</b>	<b>18</b>	<b>9</b>
2013	COLTS	3.0	9	5
2012	Green Bay	3.0	14	3
2011	Green Bay	3.0	15	6
2010	MIA/GB	3.0	3	3



## DQ NAMED PLAYER OF THE WEEK

Inside linebacker **D'Qwell Jackson** was named the AFC Defensive Player of the Week for Week 13, marking the second time he has earned the award in his career (2012 – Week 12).

In the Colts' 49-27 victory over the Washington Redskins in Week 13, Jackson tied for the team lead with 12 tackles (seven solo), two tackles for loss, one pass defended and one fumble recovery, which he returned 35 yards for a touchdown. Following an Erik Walden sack-forced fumble in the third quarter, he scooped up the ball and took it to the end zone for a score giving Indianapolis a 35-17 lead. It marked his second career touchdown (27-yard interception return against Philadelphia on Sept. 9, 2012).

## NEWSOME PLAYER OF THE WEEK

Outside linebacker **Jonathan Newsome** was named the AFC Defensive Player of the Week for Week 17, marking the first time he had earned the award in his career.

Newsome made his first career start at RUSH linebacker in the Colts' 27-10 victory over the Titans in Week 17 and recorded a career-high eight tackles (seven solo), tied a personal-best with 2.0 sacks and added a forced fumble. It was his third multiple-sack game of the season, which was the most among NFL rookies in 2014 and tied the record for the most such games by a rookie in team history.

Newsome finished the regular season with 34 tackles (26 solo), a team-leading 6.5 sacks and three forced fumbles. His sack total ranked third in franchise history among rookies and was the second-highest mark among NFL rookies in 2014. Newsome became the first rookie to lead the Colts in sacks since Dwight Freeney in 2002.

Newsome is the fourth Colts player to earn AFC Player of the Week honors in 2014, joining QB-Andrew Luck (Week 3), P-Pat McAfee (Week 6) and ILB-D'Qwell Jackson (Week 13). He is the first Colts rookie on defense to earn the award since Freeney in 2002.

## ROOKIE SACKS

Outside linebacker **Jonathan Newsome** finished the year ranked second among NFL rookies with 6.5 sacks, trailing only Aaron Donald (9.0). He was the only rookie in 2014 to post three multiple-sack games. Nose tackle **Zach Kerr** also ranked among the top rookies with 3.0 sacks. **This marked the first time in franchise history that the Colts have had two rookies with 3.0-or-more sacks in the same season.**

### MOST SACKS, NFL ROOKIES, 2014

Player	Team	Sacks
Aaron Donald	St. Louis	9.0
<b>Jonathan Newsome</b>	<b>COLTS</b>	<b>6.5</b>
Aaron Lynch	San Francisco	6.0
Devon Kennard	N.Y. Giants	4.5
Anthony Barr	Minnesota	4.0
Kony Ealy	Carolina	4.0
Timmy Jernigan	Baltimore	4.0
Khalil Mack	Oakland	4.0
<b>Zach Kerr</b>	<b>COLTS</b>	<b>3.0</b>
Three other players		3.0

### MOST SACKS BY A ROOKIE, COLTS HISTORY

Player	Year	Sacks
Dwight Freeney	2002	13.0
Vernon Maxwell	1983	11.0
<b>Jonathan Newsome</b>	<b>2014</b>	<b>6.5</b>

Newsome finished third in Colts history for the most sacks by a rookie in a single season. He also joined Dwight Freeney (2002) and Vernon Maxwell (1983) as the only rookies in franchise history to notch three multiple-sack games. In Week 9 at the New York Giants (11/3), Newsome recorded 2.0 sacks and a forced fumble, and in Week 13 vs. Washington (11/30), he posted 1.5 sacks and a forced fumble. He also had 2.0 sacks in the Week 17 finale at Tennessee (12/28).

## ADAMS AT THE TOP OF LEAGUE

Safety **Mike Adams** ranked tied for first in the NFL in 2014 with seven takeaways. He recorded five interceptions and two fumble recoveries on the year. Nate Allen, Perrish Cox and Glover Quin also tied with seven takeaways.

### MOST TAKEAWAYS, 2014

Player	Team	INT	FR	Takeaways
<b>Mike Adams</b>	<b>COLTS</b>	<b>5</b>	<b>2</b>	<b>7</b>
Nate Allen	Philadelphia	4	3	7
Perrish Cox	San Francisco	5	2	7
Glover Quin	Detroit	7	0	7
Nate Allen	Philadelphia	3	3	6
Tashaun Gipson	Cleveland	6	0	6
J.J. Watt	Houston	1	5	6

**Adams recorded a pair of multiple-interception games in a single season for the first time in his career and was the only NFL player with two such games in 2014.** No other player recorded more than one multiple-interception game. Adams also ranked third among NFL safeties with 11 passes defended this season.

### MOST PASSES DEFENSED, NFL SAFETIES, 2014

Player	Team	PD
Malcolm Jenkins	Philadelphia	15
Reggie Nelson	Cincinnati	12
<b>Mike Adams</b>	<b>COLTS</b>	<b>11</b>

## WELCOME SHAUN PHILLIPS

Outside linebacker **Shaun Phillips** was claimed by the Colts off waivers (Tennessee) on November 26, 2014. As an 11-year NFL veteran, he ranks 13th among active players in sacks with 81.5 for his career. Phillips spent the first nine seasons of his career with San Diego (2004-2012), followed by Denver (2013) and Tennessee (2014).

### MOST CAREER SACKS, ACTIVE NFL PLAYERS

Rk	Player	Team	Sacks
1	Jared Allen	Chicago	134.0
2	John Abraham	Arizona	133.5
3	DeMarcus Ware	Denver	127.0
4	Julius Peppers	Green Bay	125.5
5	Dwight Freeney	San Diego	111.5
<b>6</b>	<b>Robert Mathis</b>	<b>COLTS</b>	<b>111.0</b>
7	Terrell Suggs	Baltimore	106.5
8	Mario Williams	Buffalo	91.0
9	Elvis Dumervil	Baltimore	90.0
10	Justin Smith	San Francisco	87.0
11	Trent Cole	Philadelphia	85.5
12	Osi Umenyiora	Atlanta	85.0
<b>13</b>	<b>Shaun Phillips</b>	<b>COLTS</b>	<b>81.5</b>



## VONTAE AMONG THE BEST

Cornerback **Vontae Davis** finished third in the NFL in passes defended this season with 19. He surpassed his single-season career-high of 12, which he set in 2010 with Miami and 2013 with the Colts. In Week 7 against Cincinnati (10/19), Davis set a single-game career-high with four passes defended, which tied for the second-most in a single game in 2014. Since 2013, Davis ranks tied for sixth in the NFL with 31 passes defended. Below is a look at how he ranked across the league this year:

### MOST PASSES DEFENSED, 2014

Player	Team	PD
Bradley Fletcher	Philadelphia	22
Joe Haden	Cleveland	20
Vontae Davis	COLTS	19

## FUMBLE RECOVERIES

The Colts tied for second in the NFL in opponent fumble recoveries with 14. Inside linebacker **D'Qwell Jackson** led the team with four recoveries this year. Philadelphia (16) was the only team with more opponent fumble recoveries.

### MOST OPPONENT FUMBLE RECOVERIES, 2014

Team	Opp. FR
Philadelphia	16
COLTS	14
Houston	14
Jacksonville	14

## TIME OF POSSESSION

The Colts ranked fourth in the NFL in time of possession, averaging 31:54 per game. In Week 4 against Tennessee (9/28), the Colts held the ball for 42:21, which ranks as the third-highest single-game total in franchise history. Since 1984, the Colts' 31:54 average would rank as the second-highest mark in franchise history (32:56 in 1997).

### HIGHEST SINGLE-GAME TIME OF POSSESSION, COLTS HISTORY

Date	Opponent	Time of Poss.
12/1/96	vs. Buffalo	45:39
11/24/02	at Denver	43:45
9/28/14	vs. Tennessee	42:21

## GETTING OFF THE FIELD

The Colts ranked second in the NFL in third down percentage allowed in 2014, as opponents converted 67-of-201 third downs for a 33.3 percentage. **That mark is the lowest percentage allowed in a single season in franchise history since 1972.** From Weeks 4 to 7, the Colts only allowed one third down conversion in each of the four games. **That is the longest such streak by any team in the NFL since 1970.** The Colts defense had 15 consecutive third down stops from the second quarter of Week 6 at Houston to the fourth quarter of Week 7 against Cincinnati.

### LOWEST SINGLE-SEASON THIRD DOWN CONVERSION PERCENTAGE ALLOWED, COLTS HISTORY, SINCE 1972

Year	Conv.-Att.	Pct.
2014	67-201	33.3
1999	73-208	35.1
1992	70-197	35.5

### LOWEST THIRD DOWN CONVERSION PERCENTAGE ALLOWED, 2014

Team	Conv.-Att.	Pct.
Buffalo	73-220	33.2
COLTS	67-201	33.3
Houston	74-218	33.9

## WINNING FIELD POSITION

The Colts finished first in the NFL in opponent average starting field position, as opponents had an average starting point of the 25.5-yard line. Below were the rankings across the NFL in 2014:

### OPPONENT AVERAGE STARTING FIELD POSITION, 2014

Team	Opp. Possessions	Avg. Start
COLTS	199	25.5
New England	182	25.5
St. Louis	182	25.6
Seattle	171	25.7
San Francisco	175	25.8

## 500 CLUB

The Indianapolis Colts won their 500th game as a franchise, including regular season and postseason, in a 27-0 Week 7 victory over Cincinnati (10/19). They are the 12th team in NFL history to record 500 total wins but only the second team in the AFC (Pittsburgh).

**Colts all-time regular season record:** 486-425-7 (.533)

**Colts all-time postseason record:** 20-22-0 (.476)

**Colts all-time overall record:** 506-447-7 (.531)

Listed below are milestone wins in Colts history:

### MILESTONE VICTORIES IN COLTS HISTORY

Player	Opponent	Score
<b>BALTIMORE COLTS (1953-1983)</b>		
First win	9/27/53 vs. Chicago	13-9
First postseason win	12/28/58 @ N.Y. Giants	23-17 OT
100th overall win	11/6/66 vs. Washington	37-10
First Super Bowl win	1/17/71 vs. Dallas	16-13
200th overall win	10/30/77 vs. Pittsburgh	31-21
<b>INDIANAPOLIS COLTS (1984-2014)</b>		
First win in Indy	9/9/84 @ Houston	35-21
300th overall win	10/8/95 @ Miami	27-24 OT
First postseason win in Indy	12/31/95 @ San Diego	35-20
400th overall win	11/28/05 vs. Pittsburgh	26-7
First Super Bowl win in Indy	2/4/07 vs. Chicago	29-17
500th overall win	10/19/14 vs. Cincinnati	27-0

## WEEK 7 DOMINATION

In a 27-0 Week 7 victory against Cincinnati (10/19), the Colts racked up 506 total net yards compared to 135 net yards from the Bengals. **The 371 net yard differential was the second-highest single-game mark in franchise history.** The team record is 418 yards, which was set against Atlanta on November 12, 1967.

Indianapolis posted its first shutout since December 28, 2008 against Tennessee (23-0). Cincinnati's 135 net yards marks the lowest total for a Colts opponent since that game as well.

The Colts forced the Bengals to go three-and-out 10 times, including each of its first eight possessions of the game. **That was the longest streak of three-and-outs since the Raiders went three-and-out on nine straight possessions in a 7-6 win over the Chargers in 1998.** The last team to hold its opponent without a first down in each of its first eight offensive possessions was Jacksonville in its game against Baltimore on October 24, 2011 (first nine possessions).

## TEAM RANKINGS

The Colts offense and special teams units ranked in the top 10 in several categories in 2014. Below is a look at how the team ranked in the AFC and NFL:

### COLTS OFFENSE & SPECIAL TEAMS RANKINGS, 2014

Category	Stat	AFC Rank	NFL Rank
Points/Game	28.6	3	6
Net Yards/Game	406.6	2	3
Passing Yards/Game	305.9	1	1
First Downs/Game	23.2	2	3
Avg. Time of Possession	31:54	2	4
Sacked/Pass Attempt	4.39%	4	4
Gross Punt Average	46.7	3	4
Net Punt Average	42.8	2	3
Field Goal Percentage	96.77%	1	1

## SHARING THE WEALTH

Indianapolis was the only team in the NFL with nine players who recorded 20-or-more catches in 2014. Five teams had eight players with 20-or-more receptions on the year.

### MOST PLAYERS WITH 20-OR-MORE RECEPTIONS, 2014

Team	Players
COLTS	9
Atlanta	8
Jacksonville	8
Miami	8
Minnesota	8
New Orleans	8

## OFFENSIVE EXPLOSION

From Week 3 at Jacksonville (9/21) to Week 4 vs. Tennessee (9/28), the Colts posted back-to-back 40-plus point games for the first time since 2004 when the feat was accomplished on four consecutive occasions (Nov. 14 – Dec. 5).

Also in those two games, Indianapolis combined to record 1,027 net yards (529 at Jacksonville and 498 vs. Tennessee), **which is the most for the team in back-to-back games in franchise history.**

## VETERAN RECEIVERS

**Reggie Wayne** caught seven passes for 119 yards and a touchdown in the Colts' Week 4 victory over the Titans. Baltimore wide receiver Steve Smith caught seven passes for 139 yards and two touchdowns last week against the Panthers. It was only the second day in NFL history on which two players age 35-or-older both gained at least 100 receiving yards and caught a touchdown pass. On the first Sunday of the 2005 season, Jimmy Smith of the Jaguars (seven catches for 130 yards and two touchdowns) and Keenan McCardell of the Chargers (nine receptions for 123 yards and two touchdowns) also did so.

## REGGIE RETURNS

In the season opener at Denver (9/7), wide receiver **Reggie Wayne** played in his first game since suffering an injury in Week 7 against Denver in 2013. He finished with a game-high nine receptions for 98 yards. His reception total tied for the third-most he's ever posted in a Week 1 contest.

Wayne also ranked second in the AFC and tied for third in the NFL in receptions after Week 1. Only TE-Dennis Pitta and WR-Pierre Garcon (10) totaled more catches on Kickoff Weekend.

## SPECIAL TEAMS BOOST

Return specialist **Josh Cribbs** was signed by the Colts as a free agent on Nov. 18, 2014. In his first game with the team against Jacksonville in Week 12, he returned five punts for 48 yards (9.6 avg.) and two kickoffs for 64 yards (32.0 avg.).

His 48 punt return yards were the most by a Colts player in a single game in 2014. Cribbs posted a 43.3 kickoff return average and 170 combined return yards in Week 17 at Tennessee (12/28), both of which were the highest single-game totals for a Colts player in 2014.

Below are Cribbs' career rankings in the return game across the NFL since 1941:

### MOST CAREER KICKOFF RETURNS, NFL, SINCE 1941

Player	Years	KO Returns
Brian Mitchell	1990-2003	607
Allen Rossum	1998-2009	514
<b>Josh Cribbs</b>	<b>2005-2014</b>	<b>426</b>
Dante Hall	2000-2008	426
Mel Gray	1986-1997	421

### MOST CAREER KICKOFF RETURN YARDS, NFL, SINCE 1941

Player	Years	KO Return Yds
Brian Mitchell	1990-2003	14,014
Allen Rossum	1998-2009	11,947
<b>Josh Cribbs</b>	<b>2005-2014</b>	<b>11,113</b>

### MOST CAREER KICKOFF RETURN TOUCHDOWNS, NFL, SINCE 1941

Player	Years	KO Return TDs
<b>Josh Cribbs</b>	<b>2005-2014</b>	<b>8</b>
Leon Washington	2006-2014	8
Five players		6

### MOST CAREER COMBINED KICKOFF/PUNT RETURN YARDS, NFL, SINCE 1941

Player	Years	Comb. Yds
Brian Mitchell	1990-2003	19,013
Allen Rossum	1998-2009	15,003
<b>Josh Cribbs</b>	<b>2005-2014</b>	<b>13,488</b>

### MOST CAREER COMBINED KICKOFF/PUNT RETURN TOUCHDOWNS, NFL, SINCE 1941

Player	Years	Comb. TDs
Devin Hester	2006-2014	19
Brian Mitchell	1990-2003	13
Dante Hall	2000-2008	12
Eric Metcalf	1989-2002	12
<b>Josh Cribbs</b>	<b>2005-2014</b>	<b>11</b>

## SUCCESSFUL ONSIDE KICKS

The Colts converted an NFL-high 3-of-3 onside kicks in 2014. Chicago, Dallas, Jacksonville and the New York Giants were the only other teams in the league that were successful on a single onside kickoff this past season, as the rest of the NFL went a combined 6-of-57 (10.5%).

The last time the Colts were able to convert three onside kicks in the same season was in 1997. Prior to this year, the team's last successful onside kick came in Week 17 of the 2008 season against Tennessee (12/28).

## BOOMSTICK LEADING THE NFL

Punter **Pat McAfee** ranked third in the NFL in net punting average (42.8), first in kickoff touchbacks (69) and seventh in gross punting average (46.7). McAfee set a franchise single-game record and tied for the third-most in NFL history with eight kickoff touchbacks in Week 3 at Jacksonville (9/21). Below is a look at the rankings:

### HIGHEST GROSS PUNTING AVERAGE IN THE NFL, 2014

Player	Team	Gross Avg.
Tress Way	Washington	47.5
Bryan Anger	Jacksonville	47.5
Sam Koch	Baltimore	47.4
Kevin Huber	Cincinnati	46.8
Brett Kern	Tennessee	46.8
Andy Lee	San Francisco	46.8
<b>Pat McAfee</b>	<b>COLTS</b>	<b>46.7</b>

### HIGHEST NET PUNTING AVERAGE IN THE NFL, 2014

Player	Team	Net Avg.
Sam Koch	Baltimore	43.3
Thomas Morstead	New Orleans	42.9
<b>Pat McAfee</b>	<b>COLTS</b>	<b>42.8</b>

### MOST KICKOFF TOUCHBACKS IN THE NFL, 2014

Player	Team	Touchbacks
<b>Pat McAfee</b>	<b>COLTS</b>	<b>70</b>
Brandon McManus	Denver	64
Graham Gano	Carolina	61

## McAFEE HONORED

Punter **Pat McAfee** was named the **AFC Special Teams Player of the Month** for **September**. It marked the first time he had earned the award in his career.

Through the first month of the season, McAfee led the NFL in net punting average (45.6) and ranked third in gross punting average (49.6). He posted a league-high 24 touchbacks on kickoffs and converted two onside kicks. No other team in the NFL had been successful on a single onside kick in 2014. McAfee also served as the holder for kicker Adam Vinatieri, who converted 8-of-8 field goals and 16-of-16 extra points for 40 total points, which tied for the NFL lead.

In Week 2 against Philadelphia (9/15), McAfee registered four punts for a 55.3 average, which marked the second-best single-game average of his career. In Week 3 at Jacksonville (9/21), he set a franchise single-game record with eight kickoff touchbacks and added seven kickoff touchbacks the following week against Tennessee (9/28).

McAfee also earned **AFC Special Teams Player of the Week** honors for **Week 6**, marking the first time he had earned the award.

In the Colts' 33-28 victory over the Houston Texans, McAfee recovered his own onside kick, which led to a touchdown. It marked the third consecutive onside kick recovery of the season for Indianapolis. The rest of the NFL was a combined 1-of-13 (7.7%) on onside kicks at the time this season. McAfee contributed with four punts for 159 yards in the game, pinning three of them inside the 20-yard line. He also added six touchbacks on kickoffs.

## VINATIERI NEAR THE TOP

Kicker **Adam Vinatieri** finished the 2014 season in third place in the NFL with 140 points. He converted 30-of-31 field goals and all 50 extra point attempts. He has made his last 196 PATs.

### MOST POINTS SCORED, 2014

Player	Team	Points
Stephen Gostkowski	New England	156
Cody Parkey	Philadelphia	150
<b>Adam Vinatieri</b>	<b>COLTS</b>	<b>140</b>

## VINNY'S FG STREAK

**Adam Vinatieri** hit 35 consecutive field goals from 2013 to 2014. The streak was the second-longest in Colts history and the fourth-longest in NFL history. It was also Vinatieri's personal-best for his 19-year career. He has hit seven consecutive 50-plus yard field goals, which is a franchise record. Below is a list of the most consecutive successful field goals in Colts and NFL history:

### MOST CONSECUTIVE FIELD GOALS MADE, COLTS HISTORY

42	Mike Vanderjagt, G15-16, 2002/G1, 2004
<b>35</b>	<b>Adam Vinatieri, G14-16, 2013/G1-16, 2014</b>
28	Mike Vanderjagt, G7-16, 1999/G1-2000
17	Adam Vinatieri, G6-16, 2010
16	Mike Vanderjagt, G2-11, 2000
16	Mike Vanderjagt, G6-15, 2005
15	Adam Vinatieri, G1-2, 6-8, 2006

### MOST CONSECUTIVE FIELD GOALS MADE, NFL HISTORY

42	Mike Vanderjagt, G15-16, 2002/G1, 2004
40	Gary Anderson, 1997-98
36	Matt Stover, 2005-06
<b>35</b>	<b>Adam Vinatieri, G14-16, 2013/G1-16, 2014</b>
33	Justin Tucker, 2013

### MOST CONSECUTIVE 50-PLUS YARD FIELD GOALS MADE, COLTS HISTORY

7	<b>Adam Vinatieri, G6-7,10, 2013/G7,10,13, 2014</b>
6	Cary Blanchard, G15, 1995/G3,8,11-12,14, 1996

## SPECIAL TEAMS STABILITY

The Colts have the longest tenured kicker/punter combination in the NFL as **Adam Vinatieri** and **Pat McAfee** have played the past six seasons (2009-2014) together. Two teams have had the same kicker and punter for the past five seasons (2010-14): Cincinnati and Green Bay.

### LONGEST TENURED KICKER/PUNTER TANDEMS IN THE NFL

Team	Kicker	Punter	Years Together
<b>COLTS</b>	<b>Adam Vinatieri</b>	<b>Pat McAfee</b>	<b>6</b>
Cincinnati	Mike Nugent	Kevin Huber	5
Green Bay	Mason Crosby	Tim Masthay	5

## BOUNCING BACK

Under Head Coach **Chuck Pagano** (2012-14), the Colts have recorded a 14-1 record in regular season games immediately following a loss. The team averages 27.6 points scored and 16.9 points allowed in those 15 games. In 2013, Indianapolis was one of only four teams (DEN, NE, SEA) to not lose consecutive games all season long.

### COLTS GAMES FOLLOWING A LOSS, SINCE 2012

Game 1	Result	Game 2	Result
<b>2012 (5-0)</b>			
Week 1 at CHI	L, 41-21	Week 2 vs. MIN	W, 23-20
Week 3 vs. JAX	L, 22-17	Week 5 vs. GB	W, 30-27
Week 6 at NYJ	L, 35-9	Week 7 vs. CLE	W, 17-13
Week 11 at NE	L, 59-24	Week 12 vs. BUF	W, 20-13
Week 15 at HOU	L, 29-17	Week 16 at KC	W, 20-13
<b>2013 (5-0)</b>			
Week 2 vs. MIA	L, 24-20	Week 3 at SF	W, 27-7
Week 6 at SD	L, 19-9	Week 7 vs. DEN	W, 39-33
Week 10 vs. STL	L, 38-8	Week 11 at TEN	W, 30-27
Week 12 at ARZ	L, 40-11	Week 13 vs. TEN	W, 22-14
Week 14 at CIN	L, 42-28	Week 15 vs. HOU	W, 25-3
<b>2014 (4-1)</b>			
Week 1 at DEN	L, 31-24	Week 2 vs. PHI	L, 30-27
Week 2 vs. PHI	L, 30-27	Week 3 at JAX	W, 44-17
Week 8 at PIT	L, 51-34	Week 9 at NYG	W, 40-24
Week 11 vs. NE	L, 42-20	Week 12 vs. JAX	W, 23-3
Week 16 at DAL	L, 42-7	Week 17 at TEN	W, 27-10



## WINNING IN THE DIVISION

The Colts have won their last 13 consecutive games against AFC South opponents. That is currently the longest division game winning streak in the NFL. The team broke its previous record for the most consecutive games won against the AFC South, which was 12 set from 11/14/04 - 10/8/06.

### LONGEST ACTIVE DIVISION GAME WINNING STREAKS

Team	Division	Streak
<b>COLTS</b>	<b>AFC South</b>	<b>13</b>
Denver	AFC West	7
Green Bay	NFC North	5

### BEST RECORD AGAINST DIVISION OPPONENTS, SINCE 2012

Team	Division	Record
Denver	AFC West	17-1-0
<b>COLTS</b>	<b>AFC South</b>	<b>16-2-0</b>
New England	AFC East	14-4-0
Green Bay	NFC North	13-4-1

## UNDRAFTED ROOKIES ON THE ROSTER

The Colts have had at least one rookie undrafted free agent make the team's Week 1 53-man roster for the past 16 seasons. That is currently the longest active streak in the NFL, followed by Kansas City with 12 straight seasons.

Five undrafted free agents made the Colts Week 1 roster in 2014: center **Jonotthan Harrison**, defensive tackle **Zach Kerr**, inside linebacker **Henoc Muamba**, cornerback **Loucheiz Purifoy** and running back **Zurlon Tipton**.

### LONGEST ACTIVE STREAKS WITH ROOKIE UNRAFTED FREE AGENT ON WEEK 1 ROSTER

Player	Team
<b>COLTS</b>	<b>16</b>
Kansas City	12
Denver	11
Baltimore	11
New England	11

## QUICK TURNAROUND

The Colts played 32 games without consecutive losses from 9/16/12 - 9/7/14, which is tied for the third-longest streak in franchise history. Under Head Coach Chuck Pagano (2012-14), the Colts went 33 games without losing two in a row from 9/9/12 - 9/7/14, which is the second-longest streak for a Colts head coach. Pagano holds the longest such streak in franchise history to start a career, surpassing Don McCafferty who began his tenure with the Colts by recording 28 straight games without consecutive losses.

### MOST GAMES PLAYED WITHOUT CONSECUTIVE LOSSES, COLTS HISTORY

Games	Start	End	Coach(es)
40	10/5/69	12/19/71	D. Shula/D. McCafferty
34	10/26/75	11/27/77	Ted Marchibroda
<b>32</b>	<b>9/16/12</b>	<b>9/7/14</b>	<b>Chuck Pagano</b>
32	11/10/63	12/5/65	Don Shula
32	12/4/66	9/21/69	Don Shula
30	11/10/02	10/24/04	Tony Dungy

### COLTS COACHES MOST GAMES PLAYED WITHOUT CONSECUTIVE LOSSES

Games	Coach (*Start of Career)	Start	End
34	Ted Marchibroda	10/26/75	11/27/77
<b>33</b>	<b>Chuck Pagano*</b>	<b>9/9/12</b>	<b>9/7/14</b>
32	Don Shula	11/10/63	12/5/65
32	Don Shula	12/4/66	9/21/69
30	Tony Dungy	11/10/02	10/24/04
28	Don McCafferty*	9/20/70	12/19/71

## DIVISIONAL DOMINANCE

Since the AFC South was formed prior to the 2002 regular season, the Colts have won eight division titles. Over that time span, only New England (11) has won more division titles. Only eight teams have won their division five-or-more times since 2002:

### MOST DIVISION TITLES SINCE 2002

Team	Division	Titles
New England	AFC East	11
<b>Indianapolis</b>	<b>AFC South</b>	<b>9</b>
Green Bay	NFC North	8
Philadelphia	NFC East	6
Pittsburgh	AFC North	6
Seattle	NFC West	6
Denver	AFC West	5
San Diego	AFC West	5

## 11-WIN SEASONS

Head Coach **Chuck Pagano** led the Colts to 11 victories in 2014 for the third consecutive year. He became the first head coach in team history and the second in NFL history to post 11-win seasons in each of his first three years with a team. He joined Jim Harbaugh as the only other head coach to accomplish the feat.

### HEAD COACHES TO WIN 11-PLUS GAMES IN EACH OF FIRST THREE SEASONS WITH A TEAM

Head Coach	Team	Seasons
<b>Chuck Pagano</b>	<b>COLTS</b>	<b>2012-14</b>
Jim Harbaugh	49ers	2011-13

## DOUBLE-DIGIT VICTORIES

With a 17-10 win over Houston in Week 15, the Colts notched their 14th 10-or-more win season in the past 16 years, which is the most of any NFL team since 1999. The Colts have posted a 173-83 (.676) record since 1999, which ranks second behind the Patriots.

### OVERALL TEAM RECORDS, SINCE 1999

Team	W-L-T	Pct.	10-win Seasons
New England	183-73	.715	13
<b>COLTS</b>	<b>173-83</b>	<b>.676</b>	<b>14</b>
Pittsburgh	160-95-1	.627	9
Green Bay	159-96-1	.623	10
Baltimore	152-104	.594	9

## WINNING THE CLOSE ONES

The Colts have closed out games strong under Head Coach Chuck Pagano (2012-14), posting a league-leading 19-4 (.826) record in games decided by one possession-or-less (eight points or less) during that span. In 2014, the team posted a 4-2 record. The Colts won nine consecutive one-possession games from Week 5 of the 2012 campaign to Week 1 of 2013.

### BEST WIN PCT. IN ONE-POSSESSION GAMES, SINCE 2012

Team	Record	Winning Pct.
<b>COLTS</b>	<b>19-4</b>	<b>.826</b>
San Francisco	13-6-1	.675
Denver	11-6	.647
Cincinnati	13-7-1	.643
Arizona	13-8	.619

### COLTS ONE-POSSESSION GAMES, 2014 (4-2)

Game	Margin	Result
Week 1 at DEN	7	L, 31-24
Week 2 vs. PHI	3	L, 30-27
Week 5 vs. BAL	7	W, 20-13
Week 6 at HOU	5	W, 33-28
Week 14 at CLE	1	W, 25-24
Week 15 vs. HOU	7	W, 17-10

**WHAT TO LOOK FOR THIS WEEK**
**WITH A WIN, THE COLTS WOULD...**

- Improve to 23-22 all-time in the postseason and 9-14 on the road.
- Claim their first AFC Championship since a 30-17 victory over the New York Jets on Jan. 24, 2010.
- Advance to the Super Bowl for the fifth time in franchise history (III, V, XLI, XLIV).
- Improve their all-time postseason record against the Patriots to 2-3 overall and 1-3 on the road.
- Improve to 4-2 in the postseason since 2012.

**ILB-JERRELL FREEMAN**

- Needs 1.5 sacks to tie and 2.0 to pass Larry Tripplett (3.0) for the third-most career sacks in Colts postseason history.

**RB-DANIEL "BOOM" HERRON**

- Needs three receptions to tie Dallas Clark and Pierre Garcon (21) for the second-most and four receptions to tie Joseph Addai (22) for the most receptions in a single postseason in Colts history.
- Needs two receiving yards to pass Joseph Addai (118 in 2006) for the second-most and 10 receiving yards to pass Lenny Moore (126 in 1959) for the most receiving yards by a running back in a single postseason in Colts history.
- Needs to record at least eight receptions in his next game to tie Tony Nathan (three) for the longest streak of postseason games with eight-or-more receptions in the NFL since 1920.
- Needs seven rushing yards to pass Don Nottingham (125 in 1971) for the ninth-most, 16 yards to pass Lamont Warren (134 in 1995) for the eighth-most, 43 yards to pass Zack Crockett (161 in 1995) for the seventh-most, 62 yards to pass Joseph Addai (180 in 2009) for the sixth-most, 97 yards to pass Norm Bulaich (215 in 1970) for the fifth-most and 117 yards to pass Tom Matte (235 in 1968) for the fourth-most rushing yards in a single postseason in Colts history.

**WR-T.Y. HILTON**

- Needs one touchdown reception to tie Pierre Garcon and Brandon Stokley (three) for the third-most and two touchdown receptions to tie Dallas Clark (four) for the second-most career touchdown receptions in Colts postseason history.
- Needs one 100-yard receiving game to pass Dallas Clark and Reggie Wayne (three) for the most career 100-yard receiving games in Colts postseason history.
- Needs a 100-yard receiving performance to tie 10 players for the sixth-most 100-yard receiving games (four) in NFL postseason history.
- Needs 12 receptions to pass Joseph Addai (46) for the fourth-most career receptions in Colts postseason history.
- Needs 20 receiving yards to pass Tom Fears (587) for the fifth-most, 35 yards to pass Randy Moss (602) for the fourth-most, 73 yards to pass Demaryius Thomas (640) for the third-most, 138 yards to pass Larry Fitzgerald for the second-most and 139 yards to pass Steve Smith for the most receiving yards in a player's first six career postseason games.

**DT-RICKY JEAN FRANCOIS**

- Needs 1.5 sacks to tie and 2.0 to pass Larry Tripplett (3.0) for the third-most career sacks in Colts postseason history.

**QB-ANDREW LUCK**

- Needs 56 passing yards to pass Peyton Manning (696 in 2004) for the fifth-most passing yards in a single postseason in Colts history. Also needs 134 to pass his own record (774 in 2013) for the fourth-most, 278 yards to pass Manning (918 in 2003) for the third-most, 316 yards to pass Manning (956 in 2009) for the second-most and 394 yards to pass Manning (1,034 in 2006) for the most.
- Needs 297 passing yards to become the 27th player in NFL history to record 2,000 career passing yards in the postseason.
- Needs one passing touchdown to reach 10 for his postseason career.

**P-PAT McAFEE**

- Needs one punt pinned inside the 20-yard line to pass Chris Gardocki (five) for the second-most career punts inside the 20 in Colts postseason history.
- Can improve upon his 46.5-yard career postseason punting average, which is the highest average in NFL postseason history. His 39.8-yard net punting average is the second-highest mark since 1976.

**OLB-JONATHAN NEWSOME**

- Needs 2.0 sacks to tie Larry Tripplett (3.0) for the third-most career sacks in Colts postseason history.

**WR-HAKEEM NICKS**

- Needs a 100-yard receiving performance to tie 10 players for the sixth-most 100-yard receiving games (four) in NFL postseason history.

**OLB-SHAUN PHILLIPS**

- Needs two tackles to reach 50 for his postseason career and 1.5 sacks to reach 5.0 for his playoff career.

**DE-CORY REDDING**

- Needs 2.0 sacks to tie Larry Tripplett (3.0) for the third-most career sacks in Colts postseason history.

**CB-GREG TOLER**

- Needs one pass defensed to move past Ashley Ambrose, Antoine Bethea, Walt Harris and Bob Sanders (four) for sole possession of the second-most passes defensed in a single postseason in Colts history.

**K-ADAM VINATIERI**

- Needs to score a field goal in his next game to increase his streak of consecutive postseason games scoring a field goal to 14, which would move him past Tony Fritsch for the longest streak in NFL postseason history.
- Needs to play in one game to pass Jerry Rice (29) for the most career games played in NFL postseason history.

**OLB-ERIK WALDEN**

- Needs one tackle to reach 50 for his postseason career and 1.0 sack to reach 5.0 for his postseason career.
- Needs 1.0 sack to tie Larry Tripplett (3.0) for the third-most career sacks in Colts postseason history.

**WR-REGGIE WAYNE**

- Needs seven receptions to reach 100 for his postseason career.
- Needs 36 receiving yards to pass Cliff Branch (1,289) for the third-most career receiving yards in NFL postseason history.
- Needs one touchdown reception to tie Fred Biletnikoff, Antonio Freeman, Randy Moss and Hines Ward (10) for the third-most career touchdown receptions in NFL postseason history.
- Needs one 100-yard receiving game to pass Dallas Clark and T.Y. Hilton (three) for the most career 100-yard receiving games in Colts postseason history.
- Needs one 100-yard receiving performance to tie 10 players for the sixth-most 100-yard receiving games (four) in NFL postseason history.

**MILESTONES REACHED IN 2014**

**INDIANAPOLIS COLTS**

- In Week 15 vs. Houston (12/14), clinched their second consecutive AFC South Division title and ninth since 2002. Also earned their third consecutive 10-win season and 14th 10-or-more win season in the past 16 years, which is the most of any NFL team since 1999. Tied their longest winning streak in team history against AFC South opponents at 12 games.

**COLTS OFFENSE**

- In Week 3 at Jacksonville (9/21), the Colts scored 44 points, which is their highest total since Dec. 9, 2007. Indianapolis finished the contest with 529 net yards (385 passing, 144 rushing), which is the 10th-highest total for a single game in team history. It's also the most since Dec. 5, 2004 against Tennessee (567).
- From Week 3 to Week 4, Indianapolis combined to record 1,027 net yards (529 at Jacksonville and 498 vs. Tennessee), which is the most for the team in back-to-back games in franchise history. The team also posted consecutive 40-plus point games for the first time since 2004.
- In Week 6 at Houston (10/9), posted 24 points in the first quarter, which is the most for the team in a first quarter of play dating back to Oct. 4, 1958 against Chicago (27 points).
- In Week 7 against Cincinnati (10/19), the Colts compiled 171 net rushing yards, which is the most for the team in 2014 and the highest total dating back to Sept. 22, 2013 at San Francisco (184).
- In Week 13 vs. Washington (11/30), set a new franchise record for the most 400-plus net yard games in a single season with nine. Became the first NFL team to score six touchdowns of 30-plus yards in a game since Washington in 1966 (seven).

**COLTS DEFENSE**

- From Week 4 to Week 7, the Colts allowed only one third down conversion in each of the four games. That is the longest streak by the any NFL team since 1970. The last team to allow one-or-fewer third down conversions in three straight games was the 1992 Dallas Cowboys.
- In Week 7 against Cincinnati (10/19), the Colts posted their first shutout since Dec. 28, 2008 against Tennessee. Cincinnati's 135 net yards marked the lowest total for a Colts opponent dating back to that same shutout against the Titans.

**COLTS SPECIAL TEAMS**

- In Week 6 at Houston (10/9), recovered their third straight onside kick of the season. That total is tied for the most in a single season by the Colts since 1997.

**S-MIKE ADAMS**

- In Week 4 vs. Tennessee (9/28), tied a single-game career-high with two interceptions in the game. Also tied a career-high with three passes defended.
- In Week 11 vs. New England (11/16), set a single-season career-high with his second two-interception game of the season.
- In Week 14 at Cleveland (12/7), set a new single-season career-high with his fifth interception. Also tied his single-season career-best with his 11th pass defended of the season.

**TE-DWAYNE ALLEN**

- In Week 5 vs. Baltimore (10/5), set a new season-high with his fourth receiving touchdown of the year.
- In Week 8 at Pittsburgh (10/26), tied Pat Beach, Dallas Clark and Marcus Pollard (six) for the seventh-most receiving touchdowns in a single season by a tight end in Colts history.
- In Week 9 at New York Giants (11/3), tied John Mackey (seven in 1963 and 1965) for the fifth-most receiving touchdowns in a single season by a tight end in Colts history.
- In Week 15 vs. Houston (12/14), tied Marcus Pollard for the fourth-most touchdowns by a tight end in a single season.

**RB-AHMAD BRADSHAW**

- In Week 2 vs. Philadelphia (9/15), set a career-high with two receiving touchdowns.
- In Week 3 at Jacksonville (9/21), set a new season-high in touchdown receptions with his third in 2014.
- In Week 5 vs. Baltimore (10/5), topped 1,000 career rushes.
- In Week 7 vs. Cincinnati (10/19), recorded his first rushing touchdown of the season and his sixth receiving touchdown of the year, which ties for the fifth-most receiving touchdowns by a Colts running

back in a single season.

- In Week 8 at Pittsburgh (10/26), tied his second-highest single-season touchdown total (eight in 2010) of his career.

**T-ANTHONY CASTONZO**

- In Week 11 vs. New England (11/16), recorded his first career reception and receiving touchdown.

**T-GOSDER CHERILUS**

- In Week 14 at Cleveland (12/7), started in his 100th career game.

**RS-JOSH CRIBBS**

- In Week 13 vs. Washington (11/30), passed Mel Gray for third place in NFL history in combined kickoff/punt return yards.
- In Week 16 at Dallas (12/21), passed Mel Gray (421) for sole possession of the fourth-most career kickoff returns in NFL history.

**CB-VONTAE DAVIS**

- In Week 7 vs. Cincinnati (10/19), set a single-game career-high with four passes defended. Also tied his single-season career-high with 12 passes defended on the year.
- In Week 9 at New York Giants (11/3), established a new single-season career-best with 14 passes defended.
- In Week 15 vs. Houston (12/14), matched his single-season career-high of four interceptions, which he set in 2009 and 2011 with Miami.

**TE-COBY FLEENER**

- In Week 5 vs. Baltimore (10/5), topped 1,000 career receiving yards.
- In Week 11 vs. New England (11/16), caught seven passes for a career-high 144 yards. His receiving yardage tied the third-highest single-game total by a tight end in franchise history.
- In Week 14 at Cleveland (12/7), set a new single-season career-high in receiving yards.

**ILB-JERRELL FREEMAN**

- In Week 13 vs. Washington (11/30), posted his third straight 100-tackle season.

**CB-JOSH GORDY**

- In Week 14 at Cleveland (12/7), posted his first interception of the season.

**RB-DANIEL "BOOM" HERRON**

- In Week 12 vs. Jacksonville (11/23), started his first career game and finished with 12 carries for 65 yards and five receptions for 31 yards.
- In Week 13 vs. Washington (11/30), totaled a career-high 88 rushing yards and posted a 49-yard touchdown run, the longest carry for the Colts in 2014.

**WR-T.Y. HILTON**

- In Week 4 vs. Tennessee (9/28), passed Roger Carr (10) for the sixth-most career 100-yard receiving games in Colts history.
- In Week 6 at Houston (10/9), caught nine passes for a regular season career-best 223 yards and one touchdown. He logged the sixth 200-plus receiving yard performance for a regular season game in Colts history and fell two yards shy of breaking the franchise single-game record for receiving yards.
- In Week 7 vs. Cincinnati (10/19), passed Austin Collie (172) for the second-most receptions in a player's first three seasons of a career in Colts history.
- In Week 8 at Pittsburgh (10/26), passed Bill Brooks (2,720) for the most receiving yards through a player's first three seasons in Colts history. Posted his third straight 100-yard game for the first time in his career.
- In Week 12 vs. Jacksonville (11/23), became the third player in team history to record multiple career 1,000-yard receiving seasons.
- In Week 13 vs. Washington (11/30), set a new single-season career-high in receiving yards. Passed Marvin Harrison for the most receptions through the first three seasons of a career in Colts history. Passed John Mackey and Austin Collie (16) for the second-most receiving touchdowns in the first three seasons of a career in Colts history.
- In Week 14 at Cleveland (12/7), tied his single-season career-high of seven total scores, which he originally set in 2012.
- In Week 15 vs. Houston (12/14), joined Marvin Harrison and Reggie Wayne as the only Colts with 1,300-plus receiving yard seasons.



**MILESTONES REACHED IN 2014**
**C/G-KHALED HOLMES**

- In Week 16 at Dallas (12/21), made his first career NFL start at center.

**DT-MONTORI HUGHES**

- In Week 5 vs. Baltimore (10/5), recorded his first career fumble recovery.

**ILB-D'QWELL JACKSON**

- In Week 4 vs. Tennessee (9/28), started in his 100th career game.
- In Week 11 vs. New England (11/16), recorded his fourth straight 100-tackle season and his seventh overall of his career.
- In Week 12 vs. Jacksonville (11/23), set a new single-season career-high with 4.0 sacks on the year.
- In Week 16 at Dallas (12/21), set a new single-season career-high with four fumble recoveries.

**DT-RICKY JEAN FRANCOIS**

- In Week 15 vs. Houston (12/14), set a single-season career-high with 3.0 sacks, surpassing his previous best of 2.5 sacks in 2013.

**DT-ARTHUR JONES**

- In Week 16 at Dallas (12/21), recorded his first full sack as a member for the Colts.

**NT-ZACH KERR**

- In Week 4 vs. Tennessee (9/28), posted his first career sack.

**S-LaRON LANDRY**

- In Week 3 at Jacksonville (9/21), recorded his first sack as a member of the Colts.
- In Week 12 vs. Jacksonville (11/23), set single-game (1.5) and single-season (2.5) career highs in sacks.
- In Week 14 at Cleveland (12/7), competed in his 100th career game.

**QB-ANDREW LUCK**

- In Week 1 at Denver (9/7), established a single-game career-high with 35 completions and tied Bert Jones for the third-most 20-plus completion games in team history. Passed Jim Harbaugh (1,230) for the sixth-most career attempts in Colts history. Passed Earl Morrall (47) for the fifth-most touchdowns in a career in franchise history with 48.
- In Week 2 vs. Philadelphia (9/15), passed Jim Harbaugh (49) for the fourth-most touchdown passes in a career in franchise history.
- In Week 3 at Jacksonville (9/21), completed 31-of-39 passes for 370 yards and four touchdowns for a 140.4 passer rating. His four touchdown passes tied a career-high which he set on two previous occasions. With 31 completions, Luck passed Jim Harbaugh (746) for the sixth-most career completions in Colts history.
- In Week 4 vs. Tennessee (9/28), tied a career-high with four passing touchdowns. His 393 passing yards marked his second-highest total for a single game (433 vs. Miami on 11/4/12) and his 123.3 passer rating was the third-highest total for a single game in his career.
- In Week 6 at Houston (10/9), passed Peyton Manning (722) for the fifth-most career rushing yards by a Colts quarterback in team history.
- In Week 7 vs. Cincinnati (10/19), recorded his fifth consecutive 300-plus yard passing outing (Weeks 3-7) and tied Peyton Manning's franchise record of consecutive 300-plus yard passing games, which was originally set in 2009 (Weeks 1-5). It was also Luck's sixth 300-plus yard game of the year, which tied his single-season career-best set as a rookie in 2012. With 27 completions, he passed Jeff George (874) for the fourth-most career completions in team history.
- In Week 8 at Pittsburgh (10/26), registered his sixth consecutive 300-yard passing game, which set a new franchise record. It also marked his seventh 300-yard passing outing of the season, which set a new single-season career-high (six in 2012). Passed Dan Marino for the fourth-most passing yards through the first 40 games of a career in NFL history. Surpassed Jeff George (1,532) for the fifth-most and Jack Trudeau (1,536) for the fourth-most career attempts in Colts history.
- In Week 9 at New York Giants (11/3), tied a single-game career-high with four touchdown passes and passes his previous single-season career-high of 23 touchdown passes, which he set in 2012 and 2013. Joined Peyton Manning as the only quarterbacks in NFL history with at least 23 touchdown passes in each of their first three seasons. Became the first player in NFL history with at least 350 passing yards in five consecutive road contests. Posted his seventh consecutive 300-yard pass-

ing outing, which tied for the third-longest streak in NFL history.

- In Week 11 vs. New England (11/16), posted his eighth consecutive 300-yard passing game, which was the third-longest streak in NFL history. It was his ninth 300-yard game of the season, which tied Peyton Manning (2009) for the most in a single season in team history. Also tied the second-longest streak of games with 20-plus completions in team history (12).
- In Week 13 vs. Washington (11/30), became the fifth quarterback since 1970 to record 30 victories in the first three seasons of a career. Set a career-high with five touchdown passes. Became the first quarterback in franchise history to throw for two touchdowns of 70-plus yards in a single game. Became the third-fastest player to reach 12,000 career passing yards in NFL history. Set a career-long with a 79-yard touchdown pass to Donte Moncrief. Joined Peyton Manning and Dan Marino as the only players to pass for 4,000 yards in two of their first three NFL seasons. Posted his 10th 300-yard passing game in 2014, which set a single-season franchise record.
- In Week 14 at Cleveland (12/7), surpassed Andy Dalton (30) for sole possession of the fifth-most wins among Super Bowl-era starting quarterbacks in their first three seasons. Passed Peyton Manning for the most passing yards in the first three seasons of a quarterback's career in Colts history. Passed Peyton Manning for the most completions in the first three seasons of a quarterback's career in Colts history. Threw his 500th passing attempt of the season and his 1,000th career completion.
- In Week 15 vs. Houston (12/14), tied Joe Flacco (32) for the fourth-most wins among Super Bowl-era starting quarterbacks in their first three seasons. Also became one of only two quarterbacks (Russell Wilson, 2012-14) since 1970 with three consecutive seasons of at least 10 wins in their first three years. Surpassed Drew Bledsoe for the most attempts by a quarterback in their first three seasons in NFL history.

**P-PAT McAFEE**

- In Week 3 at Jacksonville (9/21), set a franchise single-game record with eight kickoff touchbacks.
- In Week 11 vs. New England (11/16), tied Hunter Smith for the second-most games totaling a 50.0-plus punting average in team history with 14.
- In Week 15 vs. Houston (12/14), tied his franchise record of 27 punts pinned inside the 20-yard line, which he originally set in 2013.

**WR-DONTE MONCRIEF**

- In Week 8 at Pittsburgh (10/26), finished with career highs in catches (seven), yards (113) and added his first career touchdown. Also contributed with a 52-yard reception in the second quarter, which established his single-game career-high and was the longest completion for Luck this season.
- In Week 13 vs. Washington (11/30), became the seventh rookie in Colts history to record multiple 100-yard receiving games in a single season.

**OLB-JONATHAN NEWSOME**

- In Week 6 at Houston (10/9), logged his first career sack.
- In Week 8 at Pittsburgh (10/26), recorded the team's first blocked punt since December 5, 2010 against Dallas.
- In Week 9 at New York Giants (11/3), became the second rookie in the NFL in 2014 to record a multi-sack game. Also became the first Colts rookie to post a multi-sack game since Robert Mathis in 2003.

**WR-HAKEEM NICKS**

- In Week 16 at Dallas (12/21), posted season highs of nine receptions for 72 yards.

**DE-CORY REDDING**

- In Week 4 vs. Tennessee (9/28), topped 500 career total tackles.

**RB-TRENT RICHARDSON**

- In Week 2 vs. Philadelphia (9/15), rushed for 79 yards, his highest total since joining the Colts.
- In Week 3 at Jacksonville (9/21), recorded a 27-yard run, his longest run as a Colt and his second-longest of his career.
- In Week 15 vs. Houston (12/14), topped 2,000 career rushing yards.

**RB-ZURLON TIPTON**

- In Week 16 at Dallas (12/21), recorded his first career touchdown

**MILESTONES REACHED IN 2014**

reception.

**K-ADAM VINATIERI**

- In Week 1 at Denver (9/7), tallied his 541st career field goal attempt, which surpassed Jason Elam for the ninth-most in NFL history. His three extra points tied Mike Vanderjagt (149) for the most consecutive PATs in team history.
- In Week 2 vs. Philadelphia (9/15), passed Jason Hanson (673) for sole possession of fifth place in career PAT attempts in NFL history. Also surpassed Mike Vanderjagt for the most consecutive PATs made in team history with 152. With three extra points, passed Jason Hanson (665) for the fifth-most in NFL history.
- In Week 3 at Jacksonville (9/21), he passed Matt Stover for fourth place in NFL history in career field goals made between 40-49 yards with 129. With five extra point attempts, passed Jason Elam (679) for fourth place in career PAT attempts in NFL history.
- In Week 4 vs. Tennessee (9/28), passed Jason Elam (675) for fourth place in NFL history in career extra points made.
- In Week 6 at Houston (10/9), became the first player in NFL history to score 900 career points with two different teams. He passed John Carney (2,062) for the fourth-most career points scored in NFL history and established the third-longest consecutive field goals streak in franchise history (18).
- In Week 7 vs. Cincinnati (10/19), passed John Kasey (461) for the sixth-most field goals converted in NFL history.
- In Week 8 at Pittsburgh (10/26), became the first kicker in NFL history to log more than 200 field goals with two different teams.
- In Week 9 at New York Giants (11/3), set a new career-best streak with 26 consecutive field goals made. Also passed Jan Stenerud (558) for eighth place in NFL history in field goal attempts.
- In Week 11 vs. New England (11/16), set an NFL record with his 17th career 100-point season. Also tied the second-longest streak of consecutive field goals made in franchise history (28). Also tied Nick Lowery and Matt Prater for 15th place all-time in NFL history with 22 career field goals made from 50-plus yards.
- In Week 12 vs. Jacksonville (11/23), passed Mike Vanderjagt (28) for the second-longest streak of made field goals in Colts history. He also surpassed Matt Stover for fifth place in NFL history in career field goals made and passed Stover and John Kasay for sixth place in career field goal attempts.
- In Week 13 vs. Washington (11/30), set a single-game career-high with seven extra points made and attempted. Topped 700 career extra points.
- In Week 14 at Cleveland (12/7), tied Rian Lindell and Josh Scobee (23) for 14th place all-time in NFL history in conversions from 50-plus yards. Took sole possession of second place for the most 50-yard field goals made in Colts history and set a new franchise record for the most consecutive 50-plus yard field goals made. Passed Matt Stover (146) for fifth place in NFL history in kicks made between 30-39 yards.
- In Week 15 vs. Houston (12/14), took sole possession of fourth place in NFL history for the longest streak of consecutive field goals made with 34.

**OLB-ERIK WALDEN**

- In Week 13 vs. Washington (11/30), surpassed his previous single-season career-high of 3.0 sacks set in each season from 2010-13.

**WR-REGGIE WAYNE**

- Recorded his 191st career regular season game with a catch in Week 1 at Denver (9/7), which moved him ahead of Marvin Harrison (190) for the most all-time in Colts history.
- In Week 1 at Denver (9/7), tied Rohn Stark and Jeff Saturday (197) for the fourth-most games played in Colts history.
- In Week 2 vs. Philadelphia (9/15), tied Eugene Daniel (198) for the third-most career games played in Colts history.
- In Week 3 at Jacksonville (9/21), surpassed Eugene Daniel (198) for the third-most games played in franchise history with 199.
- In Week 4 vs. Tennessee (9/28), he competed in his 200th career game, which ranks third in Colts history. Wayne tied Art Powell (81) for the 22nd-most all-time receiving touchdowns in NFL history and passed Isaac Bruce (1,024) for the seventh-most career catches in NFL history.
- In Week 5 vs. Baltimore (10/5), passed Cris Carter (13,899) for ninth-place in NFL history in receiving yards.
- In Week 7 vs. Cincinnati (10/19), became the ninth player in NFL history to record 14,000 career receiving yards.

- In Week 9 at New York Giants (11/3), passed James Lofton for the eighth-most career receiving yards in NFL history.
- In Week 14 at Cleveland (12/7), tied Peyton Manning for the most games played in team history with 208 and tied Manning for the most wins by a member of the Colts with 141.
- In Week 15 vs. Houston (12/14), set franchise records for the most regular season games played in Colts history with 209 and most regular season wins in Colts history with 142.

**OLB-BJOERN WERNER**

- In Week 5 vs. Baltimore (10/5), recorded his first career multiple-sack game.

## COLTS OFFSEASON MOVES

### ADDITIONS THROUGH FREE AGENCY

#### **S-COLT ANDERSON**



Appeared in 48 games (six starts) over the past four seasons (2010-13) with the Philadelphia Eagles and recorded 47 tackles (33 solo), four passes defended, one interception, two forced fumbles and 46 special teams stops. Appeared in 14 games in 2013 and led the team with a career-high 16 special teams tackles. Started the final four games at safety in 2012 and posted a team-high 36 tackles during that span. He was also named the Eagles 2012 Ed Block Courage Award recipient.

#### **ILB-D'QWELL JACKSON**



Started 96-of-97 games over the past eight seasons with the Cleveland Browns since being selected by the team in the second round (34th overall) of the 2006 NFL Draft out of the University of Maryland. Holds career totals of 891 tackles (566 solo), 11.5 sacks, 28 passes defended, eight interceptions, including one returned for a touchdown, seven fumble recoveries and five forced fumbles. Has posted six 100-tackle seasons, while leading the team on five occasions (2007-08, 2011-13). Started all 16 games in 2013 and played in 1,149-of-1,150 (99.9%) defensive snaps. Ended the year with a streak of 48 consecutive starts, dating back to the 2011 campaign. Tallied a team-high 143 tackles (92 solo), 1.5 sacks, seven passes defended, one interception, one forced fumble and one fumble recovery. Earned the Browns Dino Lucarelli Good Guy Award in 2012 and was named AFC Defensive Player of the Week for Week 12. Was honored as the Browns recipient of the Ed Block Courage Award in 2011 and garnered AFC Defensive Player of the Month accolades for September. Registered career highs of 191 tackles and three interceptions in 2008 while starting in all 16 games.

#### **DT-ARTHUR JONES**



Totaled 118 tackles (66 solo), 8.5 sacks and one forced fumble in 46 career games (20 starts) for the Baltimore Ravens over the past four seasons. In six postseason games (two starts), recorded 10 tackles (five solo), 1.0 sack and two fumble recoveries. Started a career-high 13 games in 2013 and registered a career-high 53 tackles (27 solo) and 4.0 sacks. Was part of a defense that ranked fourth in the AFC in rushing yards allowed and sixth in total yards allowed. Played in all 16 games (six starts) in 2012 for the first time in his career and tallied 47 tackles (27 solo), a career-high 4.5 sacks and one forced fumble.

#### **WR-HAKEEM NICKS**



Caught 311 passes for 4,622 yards and 27 touchdowns in 70 regular season games (59 starts) over the last five seasons (2009-2013) with the New York Giants. Totaled 28 receptions for 444 yards and four touchdowns in four postseason starts. Since 2009, ranks eighth in the NFC in receiving yards, ninth in receptions and tied for 15th in receiving touchdowns. His 27 career touchdown receptions place him in a tie for 11th place in Giants history, while his career-high 11 touchdowns in 2010 are tied for the fourth-most in a single season in team history. Posted back-to-back 1,000-yard receiving seasons in 2010 and 2011, including a career-high 1,192 yards in 2011. Tallied 56 receptions for 896 yards in 15 starts in 2013. Recorded 444 postseason receiving yards en route to the Giants 2011 Super Bowl XLVI victory, which ranks as the second-most in a single postseason in NFL history. His 28 receptions also rank tied for second, while his four touchdown receptions are tied for sixth.

### NOTABLE RE-SIGNINGS

#### **RB-AHMAD BRADSHAW**



Appeared in three games (two starts) for the Colts in 2013 and rushed for 186 yards and two touchdowns on 41 attempts, while adding seven receptions for 42 yards. In Week 3 at San Francisco, ran for a season-high 95 yards and a touchdown en route to a 27-7 Colts victory over the 49ers. Was then placed on Injured Reserve on October 9, 2013. For his seven-year career, has rushed 962 times for 4,418 yards and 34 touchdowns, while catching 139 passes for 1,129 yards and three touchdowns in 87 regular season games (35 starts). In nine postseason contests (three starts), has totaled 480 yards and two touchdowns on 111 attempts and 20 receptions for 141 yards.

#### **S-SERGIO BROWN**



Played in 14 games in 2013 and totaled nine special teams tackles and one defensive stop. Also recovered a fumble on special teams in Week 7 against Denver and blocked a field goal in Week 12 at Arizona. Played an instrumental role in helping punter Pat McAfee pin 27 punts inside the 20-yard line, a franchise single-season record. Has appeared in 56 career games (three starts) and has notched 42 tackles (38 solo), 31 special teams stops, two passes defended, one interception and one fumble recovery. In seven postseason games, has recorded one special teams tackle.

#### **CB-VONTAE DAVIS**



Started all 16 games for the first time in his career in 2013 and recorded 48 tackles (42 solo), a career-high 13 passes defended and one interception. In two postseason games (one start), posted four solo tackles. Started all 10 games he appeared in in 2012 and compiled 53 tackles (40 solo), seven passes defended, three interceptions and a sack. Earned AFC Defensive Player of the Week honors in Week 17 against Houston after intercepting two passes and adding a career-high three passes defended. For his five-year NFL career, has competed in 70 games (62 starts) and has totaled 243 tackles (208 solo), 52 passes defended, 13 interceptions, including one returned for a touchdown, 2.0 sacks and one forced fumble. Since 2009, his interception total ranks tied for 10th in the AFC.

#### **P-PAT McAFEE**



Punted 76 times for 3,499 yards (46.0 avg., 38.5 net) in 2013 and set a franchise single-season record with 27 punts pinned inside the 20-yard line, breaking his previous record of 26 in 2012. Set a single-game franchise record with six punts pinned inside the 20 in Week 7 against Denver. Handled 86 kickoffs during the season, resulting in 41 touchbacks. In two postseason games, totaled six punts for 310 yards (51.7 avg., 44.7 net). Holds Colts career records in kickoffs (387), kickoff touchbacks (164), punting gross average (45.6) and punting net average (38.4). Ranks fourth in franchise history in career punts (366) and punting yards (16,685) and third in punts inside the 20 (116).

#### **K-ADAM VINATIERI**



Recorded the second-highest single-season point total (139) of his 18-year career and the third-highest mark in Colts history in 2013. For the season, converted a career-high 35-of-40 field goal attempts and 34-of-34 PATs. His 35 made field goals ranked third in franchise history and tied for 12th in NFL history. Tied a career-high with four 50-yard field goals made. Became the seventh player in NFL history to score 2,000 career points and the second to post 800 points with two different teams in 2013. Tied Jason Elam for the most 100-point seasons (16) in NFL history and ranks fifth in points scored (2,006), sixth in PATs made (660) and seventh in field goals made (448). In the playoffs, passed Gary Anderson and David Akers for the most PATs made (60) in NFL postseason history. Became the first player in NFL history to score 200 career points in the postseason and ranks tied for second with 27 career games played in the playoffs. Earned AFC Special Teams Player of the Week honors on two occasions in 2013. Has converted 448-of-540 field goals and 660-of-670 PATs for 2,006 regular season points, including one two-point conversion, in 274 games played. In 27 postseason contests, has hit 51-of-61 field goals and 60-of-60 PATs for 213 total points.





## MEET THE DRAFT PICKS



### **TACKLE/GUARD JACK MEWHORT | OHIO STATE SECOND ROUND (59TH OVERALL)**

Mewhort competed in 49 career games, making 39 consecutive starts to close his collegiate career. He lined up at left tackle for a combined 26 starts as a junior and senior while adding five starts at left guard and eight more at right guard his sophomore season.

As a senior in 2013, Mewhort served as a team captain and was part of a Buckeye offense that set school records for the most points scored (637), rushing yards (4,321) and total touchdowns (83). He was a consensus All-America selection and added second-team accolades from Walter Camp, The NFL Draft Report, The Associated Press, CBSSports.com, Sports Illustrated and the Football Writers Association in addition to being a first-team choice by ESPN. Mewhort was named a First Team All-Big Ten Conference choice and was a candidate for the Outland Trophy.



### **WIDE RECEIVER DONTE MONCRIEF | MISSISSIPPI THIRD ROUND (90TH OVERALL)**

Moncrief started in 37-of-38 games and finished his Ole Miss career ranked third in school history in receptions (156), receiving yards (2,371) and receiving touchdowns (20). He also ranked second in 100-yard games with nine.

As a junior in 2013, Moncrief earned All-America honorable mention and All-SEC second-team accolades from The NFL Draft Report after starting all 13 contests and totaling 59 receptions for 938 yards (15.9 avg.) and six touchdowns. He ranked second on the team in receptions, while his receiving yardage ranked as the fourth-best single-season total in school history. In 2012, Moncrief led the team with a career-high 66 receptions, which ranked sixth in the conference, along with placing fourth in the school season record book. His 979 receiving yards marked the second-best total in a single season by a Rebel.



### **DEFENSIVE END JONATHAN NEWSOME | BALL STATE FIFTH ROUND (166TH OVERALL)**

In two seasons at Ball State, Newsome competed in 23 games and totaled 116 tackles, 16.5 sacks, 24.0 tackles for loss, one interception, two forced fumbles and three passes defended. He spent the 2009 and 2010 seasons at Ohio State and participated in 18 games, playing primarily on special teams.

As a senior in 2013, Newsome was an All-Mid-American Conference first-team choice, a three-time MAC West Division Defensive Player of the Week and was named to the Rotary Lombardi Award and Ted Hendricks Award Preseason Watch Lists. For the year, he started all 12 games and totaled 64 tackles, 8.0 sacks, 11.5 tackles for loss, one interception, two forced fumbles and two passes defended. In 2012, Newsome earned All-MAC Conference second-team accolades after starting 10-of-11 games, including the Beef 'O' Brady's Bowl, and finishing with 52 tackles, 8.5 sacks, 12.5 tackles for loss and one pass defended.



### **INSIDE LINEBACKER ANDREW JACKSON | WESTERN KENTUCKY SIXTH ROUND (203RD OVERALL)**

Jackson appeared in 37 career games (33 starts) at WKU and recorded 326 tackles (174 solo), 6.5 sacks, 43.0 tackles for loss, one interception, five forced fumbles, one fumble recovery and four passes defended. He became the 10th player in school history to record at least 300 career tackles and his total ranked 14th among active NCAA FBS players.

Jackson competed in the 2014 East-West Shrine Game and earned All-Sun Belt Conference first-team honors in two consecutive seasons (2011 and 2012). In 2012, he tallied 122 total tackles, which ranks first for a WKU player during the school's Football Bowl Sub-division era (since 2009). As a senior in 2013, Jackson earned All-Sun Belt Conference second-team accolades after competing in 11 games (nine starts) and finishing the season ranked second on the team with 95 tackles, in addition to 1.0 sack, 8.5 tackles for loss and two passes defended.



### **TACKLE ULRICK JOHN | GEORGIA STATE SEVENTH ROUND (232ND OVERALL)**

John competed in 36 collegiate contests (25 starts) and was the school's top lineman over the last two seasons (2012-13). He was a two-year starter at left tackle, but also logged starts at center and guard earlier in his career with the Panthers.

As a senior in 2013, John started 11 games at left tackle and was named an All-Sun Belt Conference honorable mention selection. In 2012, he started 10-of-11 games at left tackle and blocked for a Panthers offense that registered 110.5 rushing yards per game.

## WIDE RECEIVER REGGIE WAYNE 6-0 - 203 Pounds - Miami 14th NFL Season

- Named to six Pro Bowls (2006-10, 2012).
- Associated Press NFL All-Pro First-Team in 2010.
- Has totaled eight 1,000-yard seasons (2004-2010, 2012).
- Ranks second in team history in receptions (1,070), receiving yards (14,345) and receiving touchdowns (82).
- Ranks second in franchise history in all-time yards from scrimmage (14,345).

### REELING 'EM IN

In 2012, Reggie Wayne put up some of the best numbers of his career in his 12th season with the Colts. His 106 receptions are the second-most he's ever recorded and his 1,355 receiving yards are tied for the second-most in a season for Wayne.

Year	Receptions	Receiving Yards
2010	111	1,355
<b>2012</b>	<b>106</b>	<b>1,355</b>
2007	104	1,510
2009	100	1,264
2006	86	1,310
2005	83	1,055
2008	82	1,145
2004	77	1,210
2011	75	960
2003	68	838
2002	49	716
<b>2014</b>	<b>42</b>	<b>504</b>
2013	38	503
2001	27	345

### TOPPING 1,200

With 64 receiving yards in Week 14 vs. Tennessee in 2012, Wayne notched his sixth season with at least 1,200 receiving yards and tied Marvin Harrison and Torry Holt for the third-most such seasons all-time. Pro Football Hall of Famer Jerry Rice holds the record, recording 1,200-plus receiving yards 11 times in his career.

Player	1,200-yd Seasons	Years
Jerry Ross	11	1986, 1988-96, 2002
Randy Moss	8	1998-2003, 2007, 2009
Marvin Harrison	6	1999-2003, 2006
Torry Holt	6	2000-05
<b>Reggie Wayne</b>	<b>6</b>	<b>2004, 2006-07, 2009-10, 2012</b>

### 100 CLUB

In Week 16 in 2012, Reggie Wayne and Andre Johnson became the fifth and sixth players in NFL history with four 100-catch seasons in their careers. Along with Johnson, Wayne joined former teammate Marvin Harrison as well as Brandon Marshall, Jerry Rice and Wes Welker as the only players with four-or-more 100-reception seasons.

#### Reggie Wayne's Top Reception Seasons

Year	Receptions	Yards	TD
2010	111	1,355	6
<b>2012</b>	<b>106</b>	<b>1,355</b>	<b>5</b>
2007	104	1,510	10
2009	100	1,264	10

### 82 STRAIGHT GAMES

Reggie Wayne caught three-or-more passes in an NFL-record 82 consecutive games from Sept. 13, 2009 to Nov. 30, 2014. He broke the previous record when he caught eight passes for 102 yards in Week 12 vs. Buffalo in 2013, which extended his streak to 59 straight games. Cris Carter held the previous record of 58 consecutive games as a member of the Minnesota Vikings from Dec. 12, 1993 to Oct. 5, 1997. Wayne's streak dates back to the first game of the 2009 season when he caught 10 passes for 162 yards vs. Jacksonville.

### HITTING 1,000

In Week 11 at New England in 2012, Reggie Wayne caught seven passes for 72 yards, putting him over the 1,000-yard total for the season. It marked the eighth time he's reached the milestone in his career, tying him with former Colts receiver Marvin Harrison for the most in franchise history. Below is a look at the most 1,000-yard receiving seasons in team history:

Player	1,000-yd Seasons	Years
<b>Reggie Wayne</b>	<b>8</b>	<b>2004-2010, 2012</b>
Marvin Harrison	8	1999-2006
Six tied at 1, last:		
Dallas Clark	1	2009

### LINE OF SCRIMMAGE


In Week 5 against Green Bay in 2012, Reggie Wayne recorded 212 receiving yards and passed Edgerrin James for second in franchise history in yards from scrimmage. Wayne now has 14,345 yards from scrimmage and only trails team leader, Marvin Harrison, who accumulated 14,608 yards in his 13 seasons with the team. Wayne is 263 yards from matching Harrison atop the list.

#### COLTS ALL-TIME SCRIMMAGE YARDS LEADERS



Harrison

Rec. Yards	Rush. Yards	Scrim. Yards
14,580	28	14,608



Wayne

Rec. Yards	Rush. Yards	Scrim. Yards
14,345	0	14,345



James

Rec. Yards	Rush. Yards	Scrim. Yards
2,839	9,226	12,065

### WAYNE'S LONGEVITY

Wide receiver Reggie Wayne played in his 209th regular season game with the Colts in Week 15 against Houston, which set a franchise record. With the Colts win that weekend, he also set the mark for the most regular season wins by a player in team history.

#### MOST REGULAR SEASON GAMES PLAYED, COLTS HISTORY

Player	Years	Games Played
<b>Reggie Wayne</b>	<b>2001-2014</b>	<b>211</b>
Peyton Manning	1998-2011	208
Johnny Unitas	1956-1972	206

#### MOST REGULAR SEASON WINS, COLTS HISTORY

Player	Years	Games Won
<b>Reggie Wayne</b>	<b>2001-2014</b>	<b>143</b>
Peyton Manning	1998-2011	141



## 10-CATCH GAMES

Reggie Wayne has tallied a total of 15 10-catch games throughout his 13-year NFL career, which ranks tied for sixth in NFL history. With one more 10-catch game, Wayne will tie former teammate Marvin Harrison for fifth on the list with 16. Andre Johnson leads the list with 22 career 10-catch games.

Rank	Player	Years	Games
1	Andre Johnson	2003-2014 (12)	22
2	Wes Welker	2004-2014 (11)	18
3t	Jerry Rice	1985-2006 (22)	17
3t	Brandon Marshall	2006-2014 (9)	17
5	Marvin Harrison	1996-2008 (13)	16
6t	<b>Reggie Wayne</b>	<b>2001-2014 (14)</b>	<b>15</b>
6t	Tony Gonzalez	1997-2013 (17)	15

## MOVING UP THE CHARTS

Listed below is how Reggie Wayne ranks in receptions, receiving yards and receiving touchdowns all-time and since he joined the league in 2001.

### ALL-TIME RECEIVING LEADERS

Rk	Player	Years	Receptions
5	Tim Brown	1988-2004 (17)	1,094
6	Terrell Owens	1996-2010 (15)	1,078
7	<b>Reggie Wayne</b>	<b>2001-2014 (14)</b>	<b>1,070</b>
8	Isaac Bruce	1994-2009 (16)	1,024
9	Hines Ward	1998-2011 (14)	1,000

Rk	Player	Years	Rec. Yards
6	Tim Brown	1988-2004 (17)	14,934
7	Marvin Harrison	1996-2008 (13)	14,580
8	<b>Reggie Wayne</b>	<b>2001-2014 (14)</b>	<b>14,345</b>
9	James Lofton	1978-1993 (16)	14,004
10	Cris Carter	1987-2002 (16)	13,899

Rk	Player	Years	Rec. TD
18t	Mark Clayton	1983-1993 (11)	84
18t	Irving Fryar	1984-2000 (17)	84
18t	Tommy McDonald	1957-1968 (12)	84
18t	Andre Rison	1989-2000 (12)	84
22	<b>Reggie Wayne</b>	<b>2001-2014 (14)</b>	<b>82</b>

### RECEIVING LEADERS SINCE 2001

Rk	Player	Years	Receptions
1	<b>Reggie Wayne</b>	<b>2001-2014 (14)</b>	<b>1,070</b>
2	Tony Gonzalez	2001-2013 (13)	1,064
3	Andre Johnson	2003-2014 (12)	1,012
4	Jason Witten	2003-2014 (12)	943
5	Anquan Boldin	2003-2014 (12)	940

Rk	Player	Years	Rec. Yards
1	<b>Reggie Wayne</b>	<b>2001-2014 (13)</b>	<b>14,345</b>
2	Andre Johnson	2003-2014 (12)	13,597
3	Steve Smith Sr.	2001-2014 (14)	13,262
4	Anquan Boldin	2003-2014 (12)	12,406
5	Larry Fitzgerald	2004-2014 (11)	12,151

Rk	Player	Years	Rec. TD
1	Randy Moss	2001-2012 (12)	113
2	Terrell Owens	2001-2010 (10)	110
3	Antonio Gates	2003-2014 (12)	99
4	Larry Fitzgerald	2004-2014 (11)	89
5	Tony Gonzalez	2001-2013 (13)	87
6	<b>Reggie Wayne</b>	<b>2001-2014 (14)</b>	<b>82</b>

## QUICK LONG DIVISION

Reggie Wayne has accumulated 145 career catches against the Jaguars, which is the most receptions by one Colts receiver against any NFL team in club history. His 145 receptions for 2,028 yards are also the most for any active player in the NFL against one team. When looking at the rest of the AFC South Division, Wayne also leads the franchise with 132 catches against Houston and 112 receptions against Tennessee. He is one-of-nine NFL receivers to total 100-plus career catches against three-or-more teams. Those who have reached the plateau include: Tim Brown (four), Chris Carter (four), Andre Johnson (three), Art Monk (three), Andre Reed (four), Jerry Rice (three), Rod Smith (three) and Hines Ward (three).

### Colts Top Three Reception Leaders vs. AFC South Opponents



Vs. Texans		Vs. Jaguars		Vs. Titans	
Player	Catches	Player	Catches	Player	Catches
Wayne	132	Wayne	145	Wayne	112
Harrison	80	Clark	54	Harrison	84
Clark	71	Harrison	54	Clark	51

## CATCHING FROM EVERYONE

With Reggie Wayne's first touchdown reception from Andrew Luck in the Colts' Week 2 victory against Minnesota in 2012, he tied the franchise record for touchdowns coming from seven different players (six quarterbacks, one running back). Wayne has caught touchdowns from Andrew Luck, Dan Orlovsky, Curtis Painter, Kerry Collins, Peyton Manning, Jim Sorgi and Joseph Addai. Wayne's mark is tied with wide receivers Marvin Harrison and Glenn Doughty.

## REGGIE'S RESULTS

Reggie Wayne has been one of the most productive wide receivers in franchise history. Since his rookie campaign in 2001, the Colts have reaped the benefits of Wayne's high level of play and the results have shown in the win/loss column. Below are Indianapolis' record totals when Wayne reaches a certain milestone in single games.

### WHEN WAYNE RECORDS 100-PLUS RECEIVING YARDS

On 43 occasions, the Colts are 31-12

### WHEN WAYNE RECORDS EIGHT-PLUS RECEPTIONS

On 35 occasions, the Colts are 22-13

### WHEN WAYNE SCORES AT LEAST ONE TOUCHDOWN

On 73 occasions, the Colts are 60-13

### WHEN WAYNE TOTALS AT LEAST A 15.0 YARDS PER CATCH AVERAGE (MIN. FIVE REC.)

On 35 occasions, the Colts are 26-10

### WAYNE'S CAREER BEST GAMES

#### RECEPTIONS

15 at Jacksonville (10/3/10)  
14 vs. Dallas (12/5/10)  
13 vs. Green Bay (10/7/12)

#### RECEIVING YARDS

212 vs. Green Bay (10/7/12)  
200 vs. Dallas (12/5/10)  
196 at Jacksonville (10/3/10)

#### LONG RECEPTION

80 at Tennessee (12/28/14)  
71t at Denver (1/2/05)  
66t at Cincinnati (11/20/05)

#### RECEIVING TOUCHDOWNS

3 at Denver (10/29/06)  
2, seven times,  
Last vs. New England  
(11/15/09)

#### RECEIVING AVG. (MIN. FIVE RECEPTIONS)

26.4 (five rec.) at Jacksonville (12/17/09)  
24.4 (five rec.) vs. Carolina (11/27/11)  
24.0 (seven rec.) at Carolina (10/28/07)



## Quarterback Andrew Luck 6-4 - 240 Pounds - Stanford 3rd NFL Season

• For his career, has completed 1,062-of-1,813 passes for 12,957 yards, 86 touchdowns and 43 interceptions for a passer rating of 86.6. Also has 12 rushing touchdowns.

• Named to the 2012 and 2013 Pro Bowls.

• Broke the NFL rookie record for passing attempts (627), yards (4,374) and 300-yard passing games (6) in a season.

## CAREER HONORS

### 2014 SEASON

2014 Pro Bowl

November - AFC Offensive Player of the Month

Week 3 - AFC Offensive Player of the Week

### 2013 SEASON

2013 Pro Bowl

Week 7 - AFC Offensive Player of the Week

### 2012 SEASON

2012 Pro Bowl

Week 9 - AFC Offensive Player of the Week and FedEx Air NFL Player of the Week

Week 8 - PEPSI MAX NFL Rookie of the Week

Week 5 - PEPSI MAX NFL Rookie of the Week

Week 3 - PEPSI MAX NFL Rookie of the Week

### TOTALS

Pro Bowl - 3

AFC Offensive Player of the Month - 1

AFC Offensive Player of the Week - 2

FedEx Air NFL Player of the Week - 1

PEPSI MAX NFL Rookie of the Week - 3

## WINNING FROM THE BEGINNING

Andrew Luck has led the Colts to 33 wins in his first three seasons, which is tied for the second-most to start a career since 1970.

### MOST WINS AMONG NFL QUARTERBACKS, FIRST THREE SEASONS, SINCE 1970

Player	Team	Years	Wins
Russell Wilson	SEA	2012-2014	36
<b>Andrew Luck</b>	<b>IND</b>	<b>2012-2014</b>	<b>33</b>
Dan Marino	MIA	1983-1985	33
Matt Ryan	ATL	2008-2010	33
Joe Flacco	BAL	2008-2010	32
Andy Dalton	CIN	2011-2013	29
Ben Roethlisberger	PIT	2004-2006	29

## GAME-WINNING DRIVES

Andrew Luck led the Colts on 11 fourth quarter/overtime game-winning drives in 2012 and 2013, which is the most through a quarterback's first two seasons since 1970.

### MOST FOURTH QUARTER/OVERTIME GAME-WINNING DRIVES IN FIRST TWO SEASONS OF CAREER, SINCE 1970

Player	Team	GW Drives
<b>Andrew Luck</b>	<b>IND</b>	<b>11</b>
Jake Plummer	ARZ	9
Peyton Manning	IND	8

## LUCK THROUGH THREE

Andrew Luck has thrown for 12,957 passing yards since his rookie year in 2012, which is the highest total through the first three seasons of a quarterback's career in NFL history. He also ranks second in touchdown passes during that span.

### MOST PASSING YARDS IN FIRST 3 SEASONS OF CAREER, NFL HISTORY

Player	Team	Years	Passing Yards
<b>Andrew Luck</b>	<b>IND</b>	<b>2012-2014</b>	<b>12,957</b>
Peyton Manning	IND	1998-2000	12,287
Dan Marino	MIA	1983-1985	11,431
Andy Dalton	CIN	2011-2013	11,360
Cam Newton	CAR	2011-2013	11,299

### MOST PASSING TDs IN FIRST 3 SEASONS OF CAREER, NFL HISTORY

Player	Team	Years	Passing TDs
<b>Andrew Luck</b>	<b>IND</b>	<b>2012-2014</b>	<b>86</b>
Peyton Manning	IND	1998-2000	85
Andy Dalton	CIN	2011-2013	80
Carson Palmer	CIN	2004-2006	78

## RUNNING IT IN

Since 2012, Andrew Luck has recorded the second-most rushing touchdowns among NFL quarterbacks and ranks first among AFC quarterbacks. Only Cam Newton has run for more touchdowns over the past three seasons.

### MOST RUSHING TOUCHDOWNS BY NFL QUARTERBACKS, SINCE 2012

Player	Team	Rushing TD
Cam Newton	CAR	19
<b>Andrew Luck</b>	<b>IND</b>	<b>12</b>
Russell Wilson	SEA	11
Andy Dalton	CIN	10
Colin Kaepernick	SF	10

### MOST CAREER RUSHING TOUCHDOWNS BY A QUARTERBACK, COLTS HISTORY

Player	Years	Rushing TD
Peyton Manning	1998-2010	17
Bert Jones	1973-1981	14
Johnny Unitas	1956-1972	13
<b>Andrew Luck</b>	<b>2012-2014</b>	<b>12</b>

### MOST RUSHING TOUCHDOWNS IN A SINGLE SEASON BY A QUARTERBACK, COLTS HISTORY

Player	Year	Games	Rushing TD
<b>Andrew Luck</b>	<b>2012</b>	<b>16</b>	<b>5</b>
<b>Andrew Luck</b>	<b>2013</b>	<b>10</b>	<b>4</b>
Bert Jones	1974	11	4
Peyton Manning	2006	16	4
Peyton Manning	2001	16	4

## LUCK'S WEEK 4 PERFORMANCE

In Week 4 vs. Tennessee (9/28), **Andrew Luck** completed 29-of-41 passes for 393 yards and four touchdowns for a 123.3 passer rating.

• **Luck is the first player in NFL history to post consecutive games with at least 370 passing yards, four-or-more touchdown passes, a completion percentage above 70 percent and one or no interceptions.**

• Luck registered his fourth career game with four touchdown passes and set a franchise record for the most touchdown passes through the first four games of a regular season in franchise history.

• Luck's 393 passing yards marked his second-highest total for a single game (433 vs. Miami on 11/4/12). His 123.3 passer rating was the third-highest total for a single game in his career as well.

• Luck completed passes to nine different receivers for the second consecutive week.

## LUCK'S FOURTH QUARTER & OVERTIME GAME-WINNING DRIVES (12)

Andrew Luck led the Colts on seven game-winning drives in the fourth quarter or overtime in 2012, which tied for the most in a single season by any NFL quarterback since 1970. Below is a detailed look at Luck's 12 career game-winning drives (2012-14):

Date-Opponent	Down/Tied	Time Rem.	Start	Drive/TOP	Scoring Play	Time Rem.	Final	Luck Drive Stats
<b>9/16/12 vs. MIN</b>	<b>20-20</b>	<b>0:31</b>	<b>IND 20</b>	<b>4-45/0:23</b>	<b>A. Vinatieri 53 yd. FG</b>	<b>0:08</b>	<b>23-20</b>	<b>Pass: 2-3-40</b>
<b>10/7/12 vs. GB</b>	<b>27-22</b>	<b>4:30</b>	<b>IND 20</b>	<b>13-80/3:55</b>	<b>4 yd. pass to R. Wayne</b>	<b>0:35</b>	<b>30-27</b>	<b>Pass: 8-11-80, TD Rush: 1-7</b>
<b>10/28/12 at TEN</b>	21-19	11:27	IND 15	8-75/3:23	A. Vinatieri 28 yd. FG	8:04	<b>19-13 OT</b>	Pass: 2-4-52
	<b>13-13</b>	<b>15:00</b>	<b>IND 20</b>	<b>9-80/4:49</b>	<b>16 yd. pass to V. Ballard</b>	<b>10:11</b>		Pass: 2-2-36, TD
	13-6	10:26	IND 20	14-80/7:02	D. Carter 1 yd. run	3:24		Pass: 6-8-62 Rush: 1-7
<b>11/4/12 vs. MIA</b>	<b>20-20</b>	<b>13:12</b>	<b>IND 6</b>	<b>13-69/7:14</b>	<b>A. Vinatieri 43 yd. FG</b>	<b>5:58</b>	<b>23-20</b>	<b>Pass: 6-8-54</b>
<b>12/2/12 at DET</b>	<b>33-28</b>	<b>1:07</b>	<b>IND 25</b>	<b>11-75/1:07</b>	<b>14 yd. pass to D. Avery</b>	<b>0:00</b>	<b>35-33</b>	<b>Pass: 3-9-50, TD Rush: 2-25</b>
	33-21	4:02	IND 15	8-85/1:23	42 yd. pass to L. Brazill	2:39		Pass: 4-7-62, TD Rush: 1-8
<b>12/9/12 vs. TEN</b>	<b>23-21</b>	<b>10:28</b>	<b>IND 20</b>	<b>10-45/4:05</b>	<b>A. Vinatieri 53 yd. FG</b>	<b>6:23</b>	<b>27-23</b>	<b>Pass: 3-6-29</b>
<b>12/23/12 at KC</b>	<b>13-13</b>	<b>10:13</b>	<b>IND 27</b>	<b>13-73/6:05</b>	<b>7 yd. pass to R. Wayne</b>	<b>4:08</b>	<b>20-13</b>	<b>Pass: 6-7-49, TD</b>
<b>9/8/13 vs. OAK</b>	<b>17-14</b>	<b>11:09</b>	<b>IND 20</b>	<b>11-80/5:49</b>	<b>A. Luck 19 yd. run</b>	<b>5:20</b>	<b>21-17</b>	<b>Pass: 5-7-28 Rush: 1-19, TD</b>
<b>10/6/13 vs. SEA</b>	<b>28-23</b>	<b>0:35-3Q</b>	<b>IND 14</b>	<b>14-70/6:40</b>	<b>D. Brown 3 yd. run</b>	<b>8:55</b>	<b>34-28</b>	<b>Pass: 5-7-49 Rush: 1-5</b>
<b>11/3/13 at HOU</b>	<b>24-19</b>	<b>6:09</b>	<b>IND 48</b>	<b>5-52/2:09</b>	<b>9 yd. pass to T. Hilton</b>	<b>4:00</b>	<b>27-24</b>	<b>Pass: 4-6-52</b>
	24-12	10:32	IND 33	2-67/0:46	58 yd. pass to T. Hilton	9:46		Pass: 2-2-67
<b>1/4/14 vs. KC</b>	<b>44-38</b>	<b>5:36</b>	<b>IND 20</b>	<b>4-80/1:15</b>	<b>64 yd. pass to T. Hilton</b>	<b>4:21</b>	<b>45-44</b>	<b>Pass: 2-3-75, TD Rush: 1-5</b>
	41-31	14:40	IND 10	12-90/4:02	A. Luck 5 yd. fumble rec.	10:38		Pass: 5-6-59 Rush: 1-12
<b>12/7/14 at CLE</b>	<b>24-19</b>	<b>3:46</b>	<b>IND 10</b>	<b>11-90/3:14</b>	<b>1 yd. pass to T. Hilton</b>	<b>0:32</b>	<b>25-24</b>	<b>Pass: 4-7-48, TD</b>

**Bold** indicates game-winning drive

*Italics* indicates comeback drive

### LUCK'S WEEK 3 PERFORMANCE

In Week 3 at Jacksonville (9/21), **Andrew Luck** completed 31-of-39 passes for 370 yards and four touchdowns for a career-high 140.4 passer rating. He completed passes to nine different receivers in the game.

- Luck and Pro Football Hall of Famer Johnny Unitas (Nov. 12, 1967) are the only players in franchise history to complete at least 75 percent of his passes for 350 yards, four touchdowns and no interceptions in a game.
- His 370 passing yards marked his third-highest total in a single game and the most dating back to a Week 1 contest at Denver (9/7/14).
- Luck completed 22-of-27 passes for 244 yards and three touchdowns for a 141.4 passer rating in the first half. He threw for three first half touchdown passes for only the second time in his career (10/20/13 vs. Denver).
- Luck's 244 passing yards in the first half was the second-highest total for a first half in his career (273 vs. Miami on Nov. 4, 2012).
- At one point in the first half, Luck completed 13 consecutive passes until an incomplection to tight end Coby Fleener.
- Luck's four touchdown passes tied a career-high which he set on two previous occasions, at Cincinnati (12/8/13) and at Detroit (12/2/12).
- With 31 completions, Luck passed Jim Harbaugh (746) for the sixth-most career completions in Colts history.

### 300-YARD GAMES

Andrew Luck threw for 300 yards on six different occasions in 2012, giving him the most 300-yard passing games by a rookie in NFL history.

Player	Team	Year	300-Yd Games
<b>Andrew Luck</b>	<b>Colts</b>	<b>2012</b>	<b>6</b>
Peyton Manning	Colts	1998	4
Cam Newton	Panthers	2011	3

### RECORD-SETTING YEAR

**Andrew Luck** threw for the the most passing yards by a rookie in NFL history in 2012. He surpassed Cam Newton's previous record of 4,051 passing yards in his rookie season in 2011.

Year	Player	Comp-Att	Yards	TD	INT
<b>2012</b>	<b>Andrew Luck</b>	<b>339-627</b>	<b>4,374</b>	<b>23</b>	<b>18</b>
2011	Cam Newton	310-517	4,051	21	17
1998	Peyton Manning	326-575	3,739	26	28
2010	Sam Bradford	354-590	3,512	18	15
2008	Matt Ryan	265-434	3,440	16	11

### LUCK'S CAREER BEST GAMES

#### COMPLETIONS

35 at Denver (9/7/14)  
32 vs. Baltimore (10/5/14)  
31 vs. Green Bay (10/7/12)  
31 at Jacksonville (9/21/14)

#### PASSING YARDS

433 vs. Miami (11/4/12)  
400 at Pittsburgh (10/26/14)  
393 vs. Tennessee (9/28/14)

#### PASSING TOUCHDOWNS

5 vs. Washington (11/30/14)  
4, five times,  
Last at N.Y. Giants (11/3/14)

#### COMPLETION PCT.

79.5 at Jacksonville (9/21/14)  
78.3 vs. Oakland (9/8/13)  
70.7 vs. Tennessee (9/28/14)

#### PASSER RATING

140.4 at Jacksonville (9/21/14)  
137.0 vs. Washington (11/30/14)  
135.4 at Tennessee (12/28/14)

#### RUSHING TOUCHDOWNS

2 at Jacksonville (11/8/12)  
2 vs. Cleveland (10/21/12)  
1, eight times,  
Last at Cleveland (12/7/14)



## Kicker Adam Vinatieri 6-0 - 209 Pounds - South Dakota State 19th NFL Season

- Two-time Pro Bowl selection in 2002 and 2004.
- Only kicker in NFL history to record successful field goals in four Super Bowls (XXXVI, XXXVIII, XXXIX and XLI) and is the only kicker in league history to have played in five.
- Has converted 478-of-571 career field goals for an 83.7 percentage, which ranks 14th all-time.
- Has totaled 2,146 career points (including one two-point conversion), which ranks fourth in league history and first among active players.

### AT THE BUZZER...

Below is a look at the 24 victories in which Adam Vinatieri has kicked game-winning field goals in the final minute of the fourth quarter or overtime.

Opponent	Date	Yards	Time	Score
vs. Jacksonville	9/22/96	40	12:24	28-25 OT
vs. NY Jets	9/14/97	34	06:57	27-24 OT
at New Orleans	10/4/98	27	00:03	30-27
vs. San Francisco	12/20/98	35	00:03	24-21
at NY Jets	9/12/99	23	00:03	30-28
vs. Indianapolis	9/19/99	26	00:35	31-28
vs. Cincinnati	11/19/00	22	00:03	16-13
at Buffalo	12/17/00	24	00:19	13-10 OT
vs. San Diego	10/14/01	44	10:55	29-26 OT
at Buffalo	12/16/01	23	09:15	12-9 OT
vs. Oakland	1/19/02	23	06:31	16-13 OT
vs. St. Louis	2/3/02	48	00:00	20-17+
vs. Kansas City	9/22/02	35	10:20	41-38 OT
vs. Miami	12/29/02	35	12:57	27-24 OT
at Houston	11/23/03	28	00:40	23-20 OT
vs. Carolina	2/1/04	41	00:04	32-29#
at Pittsburgh	9/25/05	43	00:01	23-20
vs. Atlanta	10/9/05	29	00:17	31-28
at Denver	10/29/06	37	00:02	34-31
vs. Kansas City	11/18/07	24	00:03	13-10
at Minnesota	9/14/08	47	00:03	18-15
at San Diego	11/23/08	51	00:00	23-20
vs. Tennessee	1/2/11	43	00:00	23-20
vs. Minnesota	9/16/12	53	00:08	23-20

\*All FGs 1996-2005 came while with New England  
#Super Bowl XXXVI #Super Bowl XXXVIII

### 900 CLUB

Adam Vinatieri is the only player in NFL history to record 900-or-more points with two different teams in his career. Vinatieri notched 1,158 points during his time with New England (1996-2005) and has registered 987 points in nine seasons with the Colts. Kicker Morten Andersen is the only other NFL player, regardless of position, to record 800-or-more points with two different teams.

### HITTING THE CENTURY MARK

In Week 11 vs. New England (11/16/14), Adam Vinatieri surpassed 100 points scored for the season for the 17th time in his career, setting an NFL record. Jason Elam held the previous record with 16 such seasons.

#### MOST 100-POINT SEASONS, NFL HISTORY

Player	Years	100-pt Seasons
Adam Vinatieri	1996-2014	17
Jason Elam	1993-2008	16
Morten Andersen	1985-2003	14
Gary Anderson	1983-2003	14

### AMONG THE BEST

Adam Vinatieri holds an 83.7 career field goal percentage having converted 478-of-571 kicks. His total currently ranks 14th all-time in the NFL in the category.

#### HIGHEST REGULAR SEASON FG % IN NFL HISTORY MINIMUM 100 FGM

Pct.	Name	FGM	FGA
89.8	Dan Bailey	114	127
86.8	Stephen Gostkowski	243	280
86.5	Mike Vanderjagt	230	266
86.2	Nate Kaeding	181	210
85.7	Rob Bironas	239	279
85.6	Robbie Gould	243	284
85.5	Shayne Graham	266	311
85.4	Steven Hauschka	129	151
85.4	Matt Bryant	286	335
85.3	Connor Barth	116	136
84.7	Dan Carpenter	194	229
84.2	Phil Dawson	362	430
84.1	Shaun Suisham	211	251
<b>83.7</b>	<b>Adam Vinatieri</b>	<b>478</b>	<b>571</b>

Vinatieri has totaled 2,146 career points (including one two-point conversion in 1998), which ranks fourth in NFL history.

### ACTIVE IN THE NFL

Adam Vinatieri has accumulated 2,146 points as a member of New England and Indianapolis. With his current total, he leads the entire NFL in scoring among active players.

Player	Seasons	Points
Adam Vinatieri, Ind.	19 (1996-2014)	2,146
Sebastian Janikowski, Oak.	15 (2000-2014)	1,574
Phil Dawson, S.F.	16 (1999-2014)	1,519

### INTO THE HUNDREDS

Colts kicker Adam Vinatieri has recorded a streak of 177 consecutive regular-season games in which he scored at least one point. The streak dates back to September 14, 2003 in a contest at Philadelphia where he totaled one field goal and added four extra points. Since the streak, Vinatieri has been part of one Super Bowl championship, earned one Pro Bowl nomination and has totaled nine game-winning field goals.

#### VINATIERI'S CAREER BEST GAMES

<b>FIELD GOALS MADE</b> 5, three times, Last vs. Tennessee (12/1/13)	<b>FIELD GOAL ATTEMPTS</b> 6 vs. Jacksonville (9/22/96) 5, seven times, Last vs. Tennessee (12/1/13)
<b>PATS MADE</b> 7 vs. Washington (11/30/14) 6, five times, Last at Baltimore (12/9/07)	<b>PATS ATTEMPTED</b> 7 vs. Washington (11/30/14) 6, five times, Last at Baltimore (12/9/07)
<b>LONGEST FIELD GOAL</b> 57 at Chicago (11/10/02) 55 at St. Louis (12/13/98) 54 vs. Cleveland (12/9/01)	



## VINATIERI vs. THE NFL

Opponents	Home (With Patriots) FG-FGA	Home (With Colts) FG-FGA	Home (Total) FG-FGA	Road FG-FGA	Total FG-FGA
Buffalo	18-28	3-3	21-31	11-19	32-50
Miami	20-23	7-8	27-33	14-16	41-49
New England	0-0	5-6	5-6	4-7	9-13
New York Jets	16-17	1-1	17-18	21-23	38-41
Baltimore	5-5	3-3	8-8	4-4	12-12
Cincinnati	3-3	7-7	10-10	2-3	13-14
Cleveland	5-8	5-5	10-13	6-8	16-21
Pittsburgh	3-3	2-2	5-5	11-12	16-17
Houston	0-0	19-20	19-20	14-19	33-39
Indianapolis	14-15	0-0	14-15	11-11	25-26
Jacksonville	7-8	10-12	17-20	18-20	35-40
Tennessee	3-5	18-18	21-23	16-20	37-43
Denver	2-3	4-4	3-4	16-19	20-24
Kansas City	9-10	7-6	16-19	8-11	24-30
Oakland	1-1	0-0	1-1	5-6	6-7
San Diego	6-8	0-0	6-8	7-10	13-18
Dallas	4-4	0-0	4-4	2-2	6-6
New York Giants	4-5	1-1	5-6	9-9	14-15
Philadelphia	0-0	3-3	3-3	5-6	8-9
Washington	3-4	3-3	6-7	3-6	9-13
Chicago	1-1	2-2	3-3	5-6	8-9
Detroit	0-0	1-1	1-1	5-5	6-6
Green Bay	2-2	0-0	2-2	0-1	2-3
Minnesota	1-2	3-3	4-5	3-4	7-9
Atlanta	1-1	0-0	1-1	3-3	4-4
Carolina	0-0	1-1	1-1	3-3	4-4
New Orleans	1-2	2-2	3-4	3-3	6-7
Tampa Bay	1-2	2-2	3-4	1-2	4-6
Arizona	1-2	0-0	1-2	5-6	6-8
St. Louis	1-1	0-0	1-1	8-8	9-9
San Francisco	1-2	0-0	1-2	2-3	3-5
Seattle	3-3	4-4	7-7	0-0	7-7
<b>Totals</b>	<b>136-168</b>	<b>117-127</b>	<b>253-295</b>	<b>225-276</b>	<b>478-571</b>
<b>Percentage</b>	<b>81.0</b>	<b>92.1</b>	<b>85.8</b>	<b>81.5</b>	<b>83.7</b>

Opponents	0-19	20-29	30-39	40-49	50+	Totals	Pct.
Home (w/ Patriots)	3-3	53-54	39-47	36-56	5-8	136-168	81.0
Home (w/ Colts)	3-3	31-31	41-43	33-36	9-14	117-127	92.1
Away	4-4	81-85	67-85	64-82	9-19	225-276	81.5
<b>Totals</b>	<b>10-10</b>	<b>165-170</b>	<b>147-175</b>	<b>133-174</b>	<b>23-41</b>	<b>478-571</b>	<b>83.7</b>

# COLTS UNOFFICIAL DEPTH CHART

Underlined = Rookie in 2014

BASE OFFENSE			
WR	87 Reggie Wayne	14 Hakeem Nicks	
LT	74 Anthony Castonzo	71 Xavier Nixon	
LG	<u>75 Jack Mewhort</u>	60 Lance Louis	65 David Arkin
C	62 Khaled Holmes	<u>72 Jonotthan Harrison</u>	63 A.Q. Shipley
RG	60 Lance Louis	65 David Arkin	
RT	76 Joe Reitz	71 Xavier Nixon	
TE	83 Dwayne Allen	84 Jack Doyle	
WR	13 T.Y. Hilton	<u>10 Donte Moncrief</u>	
QB	12 Andrew Luck	8 Matt Hasselbeck	
TE	80 Coby Fleener		
RB	36 Daniel Herron	<u>37 Zurlon Tipton</u>	34 Trent Richardson 23 Michael Hill

BASE DEFENSE			
DE	90 Cory Redding	99 Ricky Jean Francois	
NT	96 Josh Chapman	95 Montori Hughes	
DT	97 Arthur Jones	<u>94 Zach Kerr</u>	
SLB	93 Erik Walden	<u>91 Jonathan Newsome</u>	
Mike	52 D'Qwell Jackson	<u>51 Henoc Muamba</u>	
Will	50 Jerrell Freeman	57 Josh McNary	<u>54 Andrew Jackson</u>
Rush	92 Bjoern Werner	58 Andy Studebaker	55 Shaun Phillips
LCB	28 Greg Toler	27 Josh Gordy	25 Jalil Brown
SS	29 Mike Adams	32 Colt Anderson	
FS	30 LaRon Landry	38 Sergio Brown	<u>31 Dewey McDonald</u>
RCB	21 Vontae Davis	20 Darius Butler	40 Sheldon Price

SPECIALISTS			
P	1 Pat McAfee		
PK	4 Adam Vinatieri		
H	1 Pat McAfee		
LS	45 Matt Overton		
KR	16 Josh Cribbs	36 Daniel Herron	
PR	16 Josh Cribbs	13 T.Y. Hilton	

## Colts Pronunciations

C - Khaled Holmes (CALL-id)

DT - Ricky Jean Francois (Zhon) (fran-SWAH)

T/G - Jack Mewhort (MYOU-hort)

WR - Donte Moncrief (MON-creef)

LB - Henoc Muamba (E-nock) (Moo-wom-ba)

LG - Joe Reitz (RIGHTS)

K - Adam Vinatieri (vin-uh-TARE-ee)

SLB - Bjoern Werner (bee-YORN VERN-er)

# COLTS PLAYERS BY POSITION

## QUARTERBACKS (2)

No	Name	Pos	HT	WT	Exp	College
8	Matt Hasselbeck	QB	6-4	235	16	Boston College
12	Andrew Luck	QB	6-4	240	3	Stanford

## RUNNING BACKS (4)

No	Name	Pos	HT	WT	Exp	College
23	Michael Hill	RB	5-10	210	2	Missouri Western State
34	Trent Richardson	RB	5-9	225	3	Alabama
36	Daniel Herron	RB	5-10	212	2	Ohio State
37	Zurlon Tipton	RB	6-0	231	R	Central Michigan

## WIDE RECEIVERS (4)

No	Name	Pos	HT	WT	Exp	College
10	Donte Moncrief	WR	6-2	221	R	Mississippi
13	T.Y. Hilton	WR	5-9	178	3	Florida International
14	Hakeem Nicks	WR	6-1	208	6	North Carolina
87	Reggie Wayne	WR	6-0	203	14	Miami (FL)

## TIGHT ENDS (3)

No	Name	Pos	HT	WT	Exp	College
80	Coby Fleener	TE	6-6	251	3	Stanford
83	Dwayne Allen	TE	6-3	265	3	Clemson
84	Jack Doyle	TE	6-6	267	2	Western Kentucky

## OFFENSIVE LINE (9)

No	Name	Pos	HT	WT	Exp	College
60	Lance Louis	G	6-3	330	5	San Diego State
62	Khaled Holmes	C/G	6-3	309	2	USC
63	A.Q. Shipley	C	6-1	307	3	Penn State
65	David Arkin	G	6-5	307	4	Missouri State
71	Xavier Nixon	T	6-6	330	2	Florida
72	Jonotthan Harrison	C	6-4	308	R	Florida
74	Anthony Castonzo	T	6-7	311	4	Boston College
75	Jack Mewhort	T/G	6-6	308	R	Ohio State
76	Joe Reitz	G	6-7	325	4	Western Michigan

## DEFENSIVE LINE (6)

No	Name	Pos	HT	WT	Exp	College
90	Cory Redding	DE	6-4	318	12	Texas
94	Zach Kerr	NT	6-2	335	R	Delaware
95	Montori Hughes	DT	6-4	350	2	Tennessee-Martin
96	Josh Chapman	NT	6-0	340	3	Alabama
97	Arthur Jones	DT	6-3	337	5	Syracuse
99	Ricky Jean Francois	DT	6-3	297	6	LSU

## LINEBACKERS (10)

No	Name	Pos	HT	WT	Exp	College
50	Jerrell Freeman	ILB	6-0	240	3	Mary Hardin-Baylor
51	Henoc Muamba	ILB	6-0	242	R	St. Francis Xavier
52	D'Qwell Jackson	ILB	6-0	240	9	Maryland
54	Andrew Jackson	ILB	6-1	254	R	Western Kentucky
55	Shaun Phillips	OLB	6-3	255	11	Purdue
57	Josh McNary	ILB	6-0	251	1	Army
58	Andy Studebaker	OLB	6-3	255	7	Wheaton
91	Jonathan Newsome	OLB	6-3	251	R	Ball State
92	Bjoern Werner	OLB	6-3	257	2	Florida State
93	Erik Walden	OLB	6-2	250	7	Middle Tennessee St.

## DEFENSIVE BACKS (11)

No	Name	Pos	HT	WT	Exp	College
20	Darius Butler	CB	5-10	188	6	Connecticut
21	Vontae Davis	CB	5-11	207	6	Illinois
25	Jalil Brown	CB	6-1	207	4	Colorado
27	Josh Gordy	CB	5-11	195	4	Central Michigan
28	Greg Toler	CB	6-0	190	6	St. Paul's
29	Mike Adams	S	5-11	200	11	Delaware
30	LaRon Landry	S	6-0	226	8	LSU
31	Dewey McDonald	S	6-0	220	R	California (PA)
32	Colt Anderson	S	5-10	194	5	Montana
38	Sergio Brown	S	6-2	218	5	Notre Dame
40	Sheldon Price	CB	6-2	198	1	UCLA

## SPECIALISTS (4)

No	Name	Pos	HT	WT	Exp	College
1	Pat McAfee	P	6-1	240	6	West Virginia
4	Adam Vinatieri	K	6-0	209	19	South Dakota State
16	Josh Cribbs	WR	6-1	192	10	Kent State
45	Matt Overton	LS	6-1	241	3	Western Washington



# U HOW THE COLTS WERE BUILT

YEAR	DRAFTEES	FREE AGENTS	TRADES/WAIVERS
2001	Reggie Wayne (1)		
2003	Robert Mathis (5)%		
2006		Adam Vinatieri (UFA-NE)	
2009	Fili Moala (2)* Pat McAfee (7)		
2010		Joe Reitz	
2011	Anthony Castonzo (1)		
2012	Andrew Luck (1) Coby Fleener (2) Dwayne Allen (3) T.Y. Hilton (3) Josh Chapman (5) Vick Ballard (5)*	Darius Butler Jerrell Freeman Delano Howell* Matt Overton Cory Redding (UFA-BAL) Griff Whalen^	Sergio Brown (W-NE) Vontae Davis (T-MIA) Josh Gordy (T-STL)
2013	Bjoern Werner (1) Hugh Thornton (3)* Khaled Holmes (4) Montori Hughes (5)	Ahmad Bradshaw* Gosder Cherilus (UFA-DET)* Matt Hasselbeck Daniel Herron Ricky Jean Francois (UFA-SF) LaRon Landry (UFA-NYJ) Josh Lenz Josh McNary Xavier Nixon Andy Studebaker Donald Thomas (UFA-NE)* Greg Toler (UFA-ARI) Erik Walden (UFA-GB)	Jack Doyle (W-TEN) Cam Johnson (T-SF)* Trent Richardson (T-CLE)
2014	Jack Mewhort (2) Donte Moncrief (3) Jonathan Newsome (5) Andrew Jackson (6) Ulrick John (7)*	Mike Adams Daniel Adongo* Colt Anderson (UFA-PHI) David Arkin Kadron Boone^ Jalil Brown Josh Cribbs Jeff Demps^ Carlos Fields^ Winston Guy^ Matt Hall* Jonotthan Harrison Michael Hill Tyler Hoover^ D'Qwell Jackson Arthur Jones (UFA-BAL) Zach Kerr Ryan Lankford^ Josh Lenz^ Shawn Loiseau* Lance Louis Dewey McDonald Aaron Morgan* Henoc Muamba Hakeem Nicks (UFA-NYG) Jeris Pendleton* Sheldon Price Kelcy Quarles^ Erik Swoope^ Zurlon Tipton	A.Q. Shipley (W-BAL) Shaun Phillips (W-TEN)

^ Practice Squad

\* Injured Reserve

% Reserve/Non-Football Injury

# COLTS ALPHABETICAL ROSTER



NO	NAME	POS	HT	WT	DOB	AGE	EXP	COLLEGE	HOMETOWN	HOW ACQ.	1/13/2015	2014 Playoffs
											GP/GS/DNP/IA	GP/GS/DNP/IA
29	Adams, Mike	S	5-11	200	3/24/1981	33	11	Delaware	Paterson, N.J.	FA-14	16/16/0/0	2/2/0/0
83	Allen, Dwayne	TE	6-3	265	2/24/1990	24	3	Clemson	Fayetteville, NC	D3-12	13/13/0/3	2/1/0/0
32	Anderson, Colt	S	5-10	194	10/25/1985	29	5	Montana	Butte, MT	FA-14	15/0/0/1	2/0/0/0
65	Arkin, David	G	6-5	307	10/7/1987	27	4	Missouri State	Wichita, KS	FA-14	0/0/0/0	2/0/0/0
25	Brown, Jalil	CB	6-1	207	10/14/1987	27	4	Colorado	Phoenix, AZ	FA-14	5/0/0/5	0/0/0/2
38	Brown, Sergio	S	6-2	218	5/22/1988	26	5	Notre Dame	Maywood, IL	W-12 (NE)	15/8/0/1	2/0/0/0
20	Butler, Darius	CB	5-10	188	3/18/1986	28	6	Connecticut	Tamarac, FL	FA-12	14/4/0/2	2/0/0/0
74	Castonzo, Anthony	T	6-7	311	8/9/1988	26	4	Boston College	Hawthorn Woods, IL	D1-11	16/16/0/0	2/2/0/0
96	Chapman, Josh	NT	6-0	340	6/10/1990	24	3	Alabama	Hoover, AL	D5-12	16/15/0/0	2/2/0/0
16	Cribbs, Josh	RS	6-1	192	6/9/1983	31	10	Kent State	Washington, DC	FA-14	6/0/0/0	2/0/0/0
21	Davis, Vontae	CB	5-11	207	5/27/1988	26	6	Illinois	Washington, DC	T-12 (MIA)	15/15/0/1	2/2/0/0
84	Doyle, Jack	TE	6-6	267	5/5/1990	24	2	Western Kentucky	Indianapolis, IN	W-13 (TEN)	16/1/0/0	2/0/0/0
80	Fleener, Coby	TE	6-6	251	9/20/1988	26	3	Stanford	Lemont, IL	D2-12	16/12/0/0	2/2/0/0
50	Freeman, Jerrell	ILB	6-0	240	5/1/1986	28	3	Mary Hardin-Baylor	Waco, TX	FA-12	12/12/0/4	2/2/0/0
27	Gordy, Josh	CB	5-11	195	2/9/1987	27	4	Central Michigan	Warthen, GA	T-12 (STL)	16/1/0/0	2/0/0/0
72	Harrison, Jonotthan	C	6-4	308	8/25/1991	23	R	Florida	Groveland, FL	FA-14	15/10/0/1	1/0/0/1
8	Hasselbeck, Matt	QB	6-4	235	9/25/1975	39	16	Boston College	Norfolk, MA	FA-13	4/0/12/0	0/0/2/0
36	Herron, Daniel	RB	5-10	212	3/21/1989	25	2	Ohio State	Warren, OH	FA-13	16/3/0/0	2/2/0/0
23	Hill, Michael	RB	5-10	210	8/14/1989	25	2	Missouri Western State	St. Joseph, MO	FA-14	0/0/0/0	1/0/0/0
13	Hilton, T.Y.	WR	5-9	178	11/14/1989	25	3	Florida International	Miami, FL	D3-12	15/15/0/1	2/2/0/0
62	Holmes, Khaled	C/G	6-3	309	1/19/1990	25	2	USC	Santa Ana, CA	D4-13	5/2/0/11	2/2/0/0
95	Hughes, Montori	DT	6-4	350	8/25/1990	24	2	Tennessee-Martin	Murfreesboro, TN	D5-13	12/1/0/4	2/0/0/0
54	Jackson, Andrew	ILB	6-1	254	3/16/1992	22	R	Western Kentucky	Lakeland, FL	D6-14	13/0/0/0	2/0/0/0
52	Jackson, D'Qwell	ILB	6-0	240	9/26/1983	31	9	Maryland	Largo, FL	FA-14	16/16/0/0	2/2/0/0
99	Jean Francois, Ricky	DT	6-3	297	11/23/1986	28	6	LSU	Miami, FL	UFA-13 (SF)	16/14/0/0	2/0/0/0
97	Jones, Arthur	DT	6-3	337	6/3/1986	28	5	Syracuse	Rochester, NY	UFA-14 (BAL)	9/3/0/7	2/2/0/0
94	Kerr, Zach	NT	6-2	335	8/29/1990	24	R	Delaware	Gaithersburg, MD	FA-14	12/0/0/4	0/0/0/2
30	Landry, LaRon	S	6-0	226	10/14/1984	30	8	LSU	Metairie, LA	UFA-13 (NYJ)	11/6/0/0	2/2/0/0
60	Louis, Lance	G	6-3	330	4/24/1985	29	5	San Diego State	New Orleans, LA	FA-14	9/7/0/7	2/2/0/0
12	Luck, Andrew	QB	6-4	240	9/12/1989	25	3	Stanford	Houston, TX	D1-12	16/16/0/0	2/2/0/0
1	McAfee, Pat	P	6-1	240	5/2/1987	27	6	West Virginia	Plum, PA	D7-09	16/0/0/0	2/0/0/0
31	McDonald, Dewey	S	6-0	220	6/10/1990	24	R	California (PA)	Ranson, WV	FA-14	12/0/0/0	2/0/0/0
57	McNary, Josh	ILB	6-0	251	4/10/1988	26	1	Army	Houston, TX	FA-13	15/4/0/1	2/0/0/0
75	Mewhort, Jack	T/G	6-6	308	9/30/1991	23	R	Ohio State	Toledo, OH	D2-14	14/14/0/2	2/2/0/0
10	Moncrief, Donte	WR	6-2	221	8/6/1993	21	R	Mississippi	Raleigh, MS	D3-14	16/2/0/0	2/1/0/0
51	Muamba, Henoc	ILB	6-0	242	2/23/1989	25	R	St. Francis Xavier	Kinshasa, Dem. Rep. of the Congo	FA-14	14/0/0/2	0/0/2/0
91	Newsome, Jonathan	OLB	6-3	251	1/22/1991	23	R	Ball State	Cleveland, OH	D5-14	16/1/0/0	2/0/0/0
14	Nicks, Hakeem	WR	6-1	208	1/14/1988	27	6	North Carolina	Philadelphia, PA	UFA-14 (NYG)	16/6/0/0	2/0/0/0
71	Nixon, Xavier	T	6-6	330	9/17/1990	24	2	Florida	Fayetteville, NC	FA-13	4/1/0/2	0/0/2/0
45	Overton, Matt	LS	6-1	241	7/6/1985	29	3	Western Washington	Tracy, CA	FA-12	16/0/0/0	2/0/0/0
55	Phillips, Shaun	OLB	6-3	255	5/13/1981	33	11	Purdue	Willingboro, NJ	W-14 (TEN)	16/1/0/0	2/0/0/0
40	Price, Sheldon	CB	6-2	198	3/26/1991	23	1	UCLA	Chino Hills, CA	FA-13	0/0/0/2	0/0/0/2
90	Redding, Cory	DE	6-4	318	11/15/1980	34	12	Texas	Houston, TX	UFA-12 (BAL)	16/16/0/0	2/2/0/0
76	Reitz, Joe	G	6-7	325	8/24/1985	29	4	Western Michigan	Fishers, IN	FA-10	10/4/0/6	2/2/0/0
34	Richardson, Trent	RB	5-9	225	7/10/1990	24	3	Alabama	Pensacola, FL	T-13 (CLE)	15/12/1/0	1/0/0/1
63	Shipley, A.Q.	C	6-1	307	5/22/1986	28	3	Penn State	Beaver County, PA	W-14 (BAL)	15/5/0/1	1/0/0/1
58	Studebaker, Andy	OLB	6-3	255	9/16/1985	29	7	Wheaton	Congerville, IL	FA-13	13/1/0/3	2/0/0/0
37	Tipton, Zurlon	RB	6-0	231	4/27/1990	24	R	Central Michigan	Detroit, MI	FA-14	6/0/0/0	2/0/0/0
28	Toler, Greg	CB	6-0	190	1/2/1985	30	6	St. Paul's	Washington, DC	UFA-13 (ARI)	15/15/0/1	2/2/0/0
4	Vinatieri, Adam	K	6-0	209	12/28/1972	42	19	South Dakota State	Rapid City, SD	UFA-06 (NE)	16/0/0/0	2/0/0/0
93	Walden, Erik	OLB	6-2	250	8/21/1985	29	7	Middle Tennessee St.	Dublin, GA	UFA-13 (GB)	15/14/0/1	2/2/0/0
87	Wayne, Reggie	WR	6-0	203	11/17/1978	36	14	Miami (FL)	New Orleans, LA	D1-01	15/15/0/1	2/2/0/0
92	Werner, Bjoern	OLB	6-3	257	8/30/1990	24	2	Florida State	Berlin, Germany	D1-13	15/15/0/1	2/2/0/0

## PRACTICE SQUAD

15	Boone, Kadron	WR	6-0	204	9/13/1991	23	R	LSU	Ocala, FL	FA-14	0/0/0/0	
35	Demps, Jeff	RB	5-8	191	1/8/1990	24	2	Florida	Groveland, FL	FA-14	0/0/0/0	
53	Fields, Carlos	LB	6-1	238	10/3/1990	24	R	Winston-Salem State	Henderson, NC	FA-14	0/0/0/0	
26	Guy, Winston	S	6-1	218	4/23/1990	24	3	Kentucky	Lexington, KY	FA-14	0/0/0/0	
64	Hoover, Tyler	T	6-7	297	1/28/1990	24	R	Michigan State	Novi, MI	FA-14	0/0/0/0	
85	Lankford, Ryan	WR	5-11	163	12/9/1991	23	R	Illinois	Jacksonville, FL	FA-14	0/0/0/0	
11	Lenz, Josh	WR	6-0	194	9/22/1990	24	1	Iowa State	Dubuque, IA	FA-13	0/0/0/0	
73	Quares, Kelcy	DT	6-4	294	1/23/1992	22	R	South Carolina	Hodges, SC	FA-14	2/0/0/7	
86	Swoope, Erik	TE	6-5	246	5/8/1992	22	R	Miami (FL)	Lake Elinor, CA	FA-14	0/0/0/0	
17	Whalen, Griff	WR	5-11	190	3/1/1990	24	3	Stanford	Sylvania, OH	FA-14	0/0/0/0	

## RESERVE/NON-FOOTBALL INJURY

98	Mathis, Robert	OLB	6-2	245	2/26/1981	33	12	Alabama A&M	Atlanta, GA	D5-03	0/0/0/0	
----	----------------	-----	-----	-----	-----------	----	----	-------------	-------------	-------	---------	--

## RESERVE/INJURED

56	Adongo, Daniel	OLB	6-5	270	10/12/1989	25	1	Pretoria (South Africa)	Nairobi, Kenya	FA-13	0/0/0/0	
33	Ballard, Vick	RB	5-10	226	7/16/1990	24	3	Mississippi State	Pascagoula, MS	D5-12	0/0/0/0	
44	Bradshaw, Ahmad	RB	5-10	217	3/19/1986	28	8	Marshall	Bluefield, VA	FA-13	10/1/0/0	
78	Cherilus, Gosder	T	6-7	316	6/28/1984	30	7	Boston College	Somerville, MA	UFA-13 (DET)	13/13/0/3	
73	Hall, Matt	T	6-9	326	4/24/1990	24	R	Belhaven	Russellville, AR	FA-14	0/0/0/0	
26	Howell, Delano	S	5-11	197	11/17/1989	25	3	Stanford	Newhall, CA	FA-12	0/0/0/0	
68	John, Ulrick	T	6-5	300	5/20/1992	22	R	Georgia State	Hinesville, GA	D7-14	0/0/0/0	
59	Johnson, Cam	OLB	6-3	260	5/24/1990	24	2	Virginia	Washington, DC	T-13 (SF)	1/0/0/0	
43	Loiseau, Shawn	ILB	6-0	239	10/10/1989	25	1	Merrimack	Shrewsbury, MA	FA-14	0/0/0/0	
95	Moala, Fili	DE	6-4	308	6/23/1985	29	6	USC	Buena Park, CA	D2-09	0/0/0/0	
48	Morgan, Aaron	OLB	6-4	250	12/30/1988	26	4	Louisiana-Monroe	New Orleans, LA	FA-14	0/0/0/0	
61	Pendleton, Jeris	DT	6-2	323	11/7/1983	31	2	Ashland	Chicago, IL	FA-13	0/0/0/0	
66	Thomas, Donald	G	6-4	303	9/25/1985	29	7	Connecticut	West Haven, CT	UFA-13 (NE)	0/0/0/0	
69	Thornton, Hugh	G	6-3	336	6/28/1991	23	2	Illinois	Oberlin, OH	D3-13	10/8/0/6	0/0/0/1

## COACHING STAFF

HEAD COACH: Chuck Pagano

Pep Hamilton (Offensive Coordinator), Greg Manusky (Defensive Coordinator), Tom McMahon (Special Teams Coordinator)

Roy Anderson (Safeties Coach), Tim Berbenich (Offensive Assistant), Brant Boyer (Assistant Special Teams Coach), Clyde Christensen (Quarterbacks Coach),

Rob Chudzinski (Special Assistant to the Head Coach), Gary Emanuel (Defensive Line Coach), Jeff FitzGerald (Linebackers Coach), Joe Gilbert (Offensive Line Coach),

Mike Gillhamer (Secondary Coach), Frank Giufre (Offensive Quality Control Coach), Richard Howell (Assistant Strength & Conditioning), Hal Hunter (Assistant Offensive Line Coach),

Roger Marandino (Strength & Conditioning), Alfredo Roberts (Tight Ends Coach), David Walker (Running Backs Coach), Brad White (Assistant Linebackers Coach),

Charlie Williams (Wide Receivers Coach).

# COLTS NUMERICAL ROSTER

NO	NAME	POS	HT	WT	DOB	AGE	EXP	COLLEGE	HOMETOWN	HOW ACQ.	1/13/2015 GP/GS/DNP/IA	2014 Playoffs GP/GS/DNP/IA
1	Pat McAfee	P	6-1	240	5/2/1987	27	6	West Virginia	Plum, PA	D7-09	16/0/0/0	2/0/0/0
4	Adam Vinatieri	K	6-0	209	12/28/1972	42	19	South Dakota State	Rapid City, SD	UFA-06 (NE)	16/0/0/0	2/0/0/0
8	Matt Hasselbeck	QB	6-4	235	9/25/1975	39	16	Boston College	Norfolk, MA	FA-13	4/0/12/0	0/0/2/0
10	Donte Moncrief	WR	6-2	221	8/6/1993	21	R	Mississippi	Raleigh, MS	D3-14	16/2/0/0	2/1/0/0
12	Andrew Luck	QB	6-4	240	9/12/1989	25	3	Stanford	Houston, TX	D1-12	16/16/0/0	2/2/0/0
13	T.Y. Hilton	WR	5-9	178	11/14/1989	25	3	Florida International	Miami, FL	D3-12	15/15/0/1	2/2/0/0
14	Hakeem Nicks	WR	6-1	208	1/14/1988	27	6	North Carolina	Philadelphia, PA	UFA-14 (NYG)	16/6/0/0	2/0/0/0
16	Josh Cribbs	RS	6-1	192	6/9/1983	31	10	Kent State	Washington, DC	FA-14	6/0/0/0	2/0/0/0
20	Darius Butler	CB	5-10	188	3/18/1986	28	6	Connecticut	Tamarac, FL	FA-12	14/4/0/2	2/0/0/0
21	Vontae Davis	CB	5-11	207	5/27/1988	26	6	Illinois	Washington, DC	T-12 (MIA)	15/15/0/1	2/2/0/0
23	Michael Hill	RB	5-10	210	8/14/1989	25	2	Missouri Western State	St. Joseph, MO	FA-14	0/0/0/0	1/0/0/0
25	Jailil Brown	CB	6-1	207	10/14/1987	27	4	Colorado	Phoenix, AZ	FA-14	5/0/0/5	0/0/0/2
27	Josh Gordy	CB	5-11	195	2/9/1987	27	4	Central Michigan	Warthen, GA	T-12 (STL)	16/1/0/0	2/0/0/0
28	Greg Toler	CB	6-0	190	1/2/1985	30	6	St. Paul's	Washington, DC	UFA-13 (ARI)	15/15/0/1	2/2/0/0
29	Mike Adams	S	5-11	200	3/24/1981	33	11	Delaware	Paterson, N.J.	FA-14	16/16/0/0	2/2/0/0
30	LaRon Landry	S	6-0	226	10/14/1984	30	8	LSU	Metairie, LA	UFA-13 (NYJ)	11/6/0/0	2/2/0/0
31	Dewey McDonald	S	6-0	220	6/10/1990	24	R	California (PA)	Ranson, WV	FA-14	12/0/0/0	2/0/0/0
32	Colt Anderson	S	5-10	194	10/25/1985	29	5	Montana	Butte, MT	FA-14	15/0/0/1	2/0/0/0
34	Trent Richardson	RB	5-9	225	7/10/1990	24	3	Alabama	Pensacola, FL	T-13 (CLE)	15/12/1/0	1/0/0/1
36	Daniel Herron	RB	5-10	212	3/21/1989	25	2	Ohio State	Warren, OH	FA-13	16/3/0/0	2/2/0/0
37	Zurlon Tipton	RB	6-0	231	4/27/1990	24	R	Central Michigan	Detroit, MI	FA-14	6/0/0/0	2/0/0/0
38	Sergio Brown	S	6-2	218	5/22/1988	26	5	Notre Dame	Maywood, IL	W-12 (NE)	15/8/0/1	2/0/0/0
40	Sheldon Price	CB	6-2	198	3/26/1991	23	1	UCLA	Chino Hills, CA	FA-13	0/0/0/2	0/0/0/2
45	Matt Overton	LS	6-1	241	7/6/1985	29	3	Western Washington	Tracy, CA	FA-12	16/0/0/0	2/0/0/0
50	Jerrell Freeman	ILB	6-0	240	5/1/1986	28	3	Mary Hardin-Baylor	Waco, TX	FA-12	12/12/0/4	2/2/0/0
51	Henoc Muamba	ILB	6-0	242	2/23/1989	25	R	St. Francis Xavier	Kinshasa, Dem. Rep. of the Congo	FA-14	13/0/0/3	0/0/0/2
52	D'Qwell Jackson	ILB	6-0	240	9/26/1983	31	9	Maryland	Largo, FL	FA-14	16/16/0/0	2/2/0/0
54	Andrew Jackson	ILB	6-1	254	3/16/1992	22	R	Western Kentucky	Lakeland, FL	D6-14	13/0/0/0	2/0/0/0
55	Shaun Phillips	OLB	6-3	255	5/13/1981	33	11	Purdue	Willingboro, NJ	W-14 (TEN)	16/1/0/0	2/0/0/0
57	Josh McNary	ILB	6-0	251	4/10/1988	26	1	Army	Houston, TX	FA-13	15/4/0/1	2/0/0/0
58	Andy Studebaker	OLB	6-3	255	9/16/1985	29	7	Wheaton	Congerville, IL	FA-13	13/1/0/3	2/0/0/0
60	Lance Louis	G	6-3	330	4/24/1985	29	5	San Diego State	New Orleans, LA	FA-14	9/7/0/7	2/2/0/0
62	Khaled Holmes	C/G	6-3	309	1/19/1990	25	2	USC	Santa Ana, CA	D4-13	5/2/0/11	2/2/0/0
63	A.Q. Shipley	C	6-1	307	5/22/1986	28	3	Penn State	Beaver County, PA	W-14 (BAL)	15/5/0/1	1/0/0/1
65	David Arkin	G	6-5	307	10/7/1987	27	4	Missouri State	Wichita, KS	FA-14	0/0/0/0	2/0/0/0
71	Xavier Nixon	T	6-6	330	9/17/1990	24	2	Florida	Fayetteville, NC	FA-13	4/1/0/2	0/0/0/2
72	Jonothan Harrison	C	6-4	308	8/25/1991	23	R	Florida	Groveland, FL	FA-14	15/10/0/1	1/0/0/1
74	Anthony Castonzo	T	6-7	311	8/9/1988	26	4	Boston College	Hawthorn Woods, IL	D1-11	16/16/0/0	2/2/0/0
75	Jack Mewhort	T/G	6-6	308	9/30/1991	23	R	Ohio State	Toledo, OH	D2-14	14/14/0/2	2/2/0/0
76	Joe Reitz	G	6-7	325	8/24/1985	29	4	Western Michigan	Fishers, IN	FA-10	10/4/0/6	2/2/0/0
80	Coby Fleener	TE	6-6	251	9/20/1988	26	3	Stanford	Lemont, IL	D2-12	16/12/0/0	2/2/0/0
83	Dwayne Allen	TE	6-3	265	2/24/1990	24	3	Clemson	Fayetteville, NC	D3-12	13/13/0/3	2/1/0/0
84	Jack Doyle	TE	6-6	267	5/5/1990	24	2	Western Kentucky	Indianapolis, IN	W-13 (TEN)	16/1/0/0	2/0/0/0
87	Reggie Wayne	WR	6-0	203	11/17/1978	36	14	Miami (FL)	New Orleans, LA	D1-01	15/15/0/1	2/2/0/0
90	Cory Redding	DE	6-4	318	11/15/1980	34	12	Texas	Houston, TX	UFA-12 (BAL)	16/16/0/0	2/2/0/0
91	Jonathan Newsome	OLB	6-3	251	1/22/1991	23	R	Ball State	Cleveland, OH	D5-14	16/1/0/0	2/0/0/0
92	Bjoern Werner	OLB	6-3	257	8/30/1990	24	2	Florida State	Berlin, Germany	D1-13	15/15/0/1	2/2/0/0
93	Erik Walden	OLB	6-2	250	8/21/1985	29	7	Middle Tennessee St.	Dublin, GA	UFA-13 (GB)	15/14/0/1	2/2/0/0
94	Zach Kerr	NT	6-2	335	8/29/1990	24	R	Delaware	Gaithersburg, MD	FA-14	12/0/0/4	0/0/0/2
95	Montori Hughes	DT	6-4	350	8/25/1990	24	2	Tennessee-Martin	Murfreesboro, TN	D5-13	12/1/0/4	2/0/0/0
96	Josh Chapman	NT	6-0	340	6/10/1990	24	3	Alabama	Hoover, AL	D5-12	16/15/0/0	2/2/0/0
97	Arthur Jones	DT	6-3	337	6/3/1986	28	5	Syracuse	Rochester, NY	UFA-14 (BAL)	9/3/0/7	2/2/0/0
99	Ricky Jean Francois	DT	6-3	297	11/23/1986	28	6	LSU	Miami, FL	UFA-13 (SF)	16/13/0/0	2/0/0/0

## PRACTICE SQUAD

11	Josh Lenz	WR	6-0	194	9/22/1990	24	1	Iowa State	Dubuque, IA	FA-13	0/0/0/0	
15	Kadron Boone	WR	6-0	204	9/13/1991	23	R	LSU	Ocala, FL	FA-14	0/0/0/0	
17	Griff Whalen	WR	5-11	190	3/1/1990	24	3	Stanford	Sylvania, OH	FA-14	0/0/0/0	
26	Winston Guy	S	6-1	218	4/23/1990	24	3	Kentucky	Lexington, KY	FA-14	0/0/0/0	
35	Jeff Demps	RB	5-8	191	1/8/1990	24	2	Florida	Groveland, FL	FA-14	0/0/0/0	
53	Carlos Fields	LB	6-1	238	10/3/1990	24	R	Winston-Salem State	Henderson, NC	FA-14	0/0/0/0	
64	Tyler Hoover	T	6-7	297	1/28/1990	24	R	Michigan State	Novi, MI	FA-14	0/0/0/0	
73	Kelcy Quarles	DT	6-4	294	1/23/1992	22	R	South Carolina	Hodges, SC	FA-14	2/0/0/7	
85	Ryan Lankford	WR	5-11	163	12/9/1991	23	R	Illinois	Jacksonville, FL	FA-14	0/0/0/0	
86	Erik Swoope	TE	6-5	246	5/8/1992	22	R	Miami (FL)	Lake Elsinore, CA	FA-14	0/0/0/0	

## RESERVE/NON-FOOTBALL INJURY

98	Robert Mathis	OLB	6-2	245	2/26/1981	33	12	Alabama A&M	Atlanta, GA	D5-03	0/0/0/0	
----	---------------	-----	-----	-----	-----------	----	----	-------------	-------------	-------	---------	--

## RESERVE/INJURED

26	Delano Howell	S	5-11	197	11/17/1989	25	3	Stanford	Newhall, CA	FA-12	0/0/0/0	
33	Vick Ballard	RB	5-10	226	7/16/1990	24	3	Mississippi State	Pascagoula, MS	D5-12	0/0/0/0	
43	Shawn Loiseau	ILB	6-0	239	10/10/1989	25	1	Merrimack	Shrewsbury, MA	FA-14	0/0/0/0	
44	Ahmad Bradshaw	RB	5-10	217	3/19/1986	28	8	Marshall	Bluefield, VA	FA-13	10/1/0/0	
48	Aaron Morgan	OLB	6-4	250	12/30/1988	26	4	Louisiana-Monroe	New Orleans, LA	FA-14	0/0/0/0	
56	Daniel Adongo	OLB	6-5	270	10/12/1989	25	1	Pretoria (South Africa)	Nairobi, Kenya	FA-13	0/0/0/0	
59	Cam Johnson	OLB	6-3	260	5/24/1990	24	2	Virginia	Washington, DC	T-13 (SF)	1/0/0/0	
61	Jeris Pendleton	DT	6-2	323	11/7/1983	31	2	Ashland	Chicago, IL	FA-13	0/0/0/0	
66	Donald Thomas	G	6-4	303	9/25/1985	29	7	Connecticut	West Haven, CT	UFA-13 (NE)	0/0/0/0	
68	Ulrick John	T	6-5	300	5/20/1992	22	R	Georgia State	Hinesville, GA	D7-14	0/0/0/0	
69	Hugh Thornton	G	6-3	336	6/28/1991	23	2	Illinois	Oberlin, OH	D3-13	10/8/0/6	0/0/0/1
73	Matt Hall	T	6-9	326	4/24/1990	24	R	Belhaven	Russellville, AR	FA-14	0/0/0/0	
78	Gosder Cherilus	T	6-7	316	6/28/1984	30	7	Boston College	Somerville, MA	UFA-13 (DET)	13/13/0/3	
95	Fili Moala	DE	6-4	308	6/23/1985	29	6	USC	Buena Park, CA	D2-09	0/0/0/0	

## COACHING STAFF

HEAD COACH: Chuck Pagano

Pep Hamilton (Offensive Coordinator), Greg Manusky (Defensive Coordinator), Tom McMahon (Special Teams Coordinator)

Roy Anderson (Safeties Coach), Tim Berberich (Offensive Assistant), Brant Boyer (Assistant Special Teams Coach), Clyde Christensen (Quarterbacks Coach),

Rob Chudzinski (Special Assistant to the Head Coach), Gary Emanuel (Defensive Line Coach), Jeff FitzGerald (Linebackers Coach), Joe Gilbert (Offensive Line Coach),

Mike Gillhamer (Secondary Coach), Frank Giufre (Offensive Quality Control Coach), Richard Howell (Assistant Strength & Conditioning), Hal Hunter (Assistant Offensive Line Coach),

Roger Marandino (Strength & Conditioning), Alfredo Roberts (Tight Ends Coach), David Walker (Running Backs Coach), Brad White (Assistant Linebackers Coach),

Charlie Williams (Wide Receivers Coach).



## COLTS COACHES AND PLAYERS WITH INDIANA TIES

Two coaches and four players are either natives of Indiana or coached/played at the collegiate level in the state of Indiana.

### COACHES WITH TIES TO INDIANA (2)

Coach	Position	College coached
Gary Emanuel	Defensive Line	Purdue (1997-2004, 2010-11)
Hal Hunter	Assistant Offensive Line	Indiana (2000-01)

### PLAYERS WITH TIES TO INDIANA (4)

Player	Position	Hometown/College
Sergio Brown	Safety	University of Notre Dame
Jack Doyle	Tight End	Indianapolis, Ind.
Jonathan Newsome	Outside Linebacker	Ball State University
Joe Reitz	Guard	Fishers, Ind.

\*Additionally, General Manager Ryan Grigson is from Highland, Ind. and played collegiately at Purdue University from 1990-94.

### ACTIVER ROSTER RUNDOWN

Rookies and first-year players	11
Players with three years or less NFL experience	28
Players age 30 or older	9
Players drafted by Indianapolis	16
Average age	26.9
Average height	73.9 inches
Average weight	255.8 pounds

### OTHER ACTIVE ROSTER NOTABLES

Original Draftees	16 - Allen, Castonzo, Chapman, Fleener, Hilton, Holmes, Hughes, A. Jackson, Luck, McAfee, Mewhort, Moncrief, Newsome, Thornton, Wayne, Werner
2014 Draftees	4 - A. Jackson, Mewhort, Moncrief, Newsome
Players acquired via trade	3 - Vontae Davis (T-12 MIA), Josh Gordy (T-12 STL), Trent Richardson (T-13 CLE)
Oldest Player on roster	Adam Vinatieri - 41 years old (12/28/72)
Youngest Player on roster	Donte Moncrief - 21 years old (8/6/93)
Most experience	19 seasons - Adam Vinatieri
Tallest player(s) on roster	Three at 6'7" (Castonzo, Cherilus, Reitz)
Shortest player(s) on roster	Two at 5'9" (Hilton, Richardson)
The college(s) represented the most	Three schools with three players - Boston College, Florida, Stanford
Players not from FBS schools	11-Mike Adams (Delaware), Colt Anderson (Montana), Jerrell Freeman (Mary Hardin-Baylor), Montori Hughes (Tennessee-Martin), Zach Kerr (Delaware), Dewey McDonald (California (PA)), Henoc Muamba (St. Francis Xavier), Matt Overton (Western Washington), Andy Studebaker (Wheaton), Greg Toler (St. Paul's), Adam Vinatieri (South Dakota State).
Most players by home state	8-Florida
Most players by college conference	10-SEC
Hometown closest to Indianapolis	Jack Doyle - Indianapolis
Hometown furthest from Indianapolis	Henoc Muamba – Kenshasa, Democratic Republic of the Congo (7,051 miles)
Players with international ties	OLB-Daniel Adongo (IR) - Nairobi, Kenya/Pretoria (South Africa); ILB-Henoc Muamba - Kenshasa, Democratic Republic of the Congo; OLB-Bjoern Werner - Berlin, Germany

# COLTS TRANSACTIONS

DATE	POS.	PLAYER	TRANSACTION	DATE	POS.	PLAYER	TRANSACTION
12/30	LB	Aaron Morgan	Signed a reserve/futures contract	5/15	ILB	Andrew Jackson	Signed Contract
1/4	DT	Jake McDonough	Signed a reserve/futures contract	5/16	CB	Kameron Jackson	Signed as an undrafted free agent
1/13	G	Zach Allen	Signed a reserve/futures contract	5/16	NT	Zach Kerr	Signed as an undrafted free agent
1/13	C	Thomas Austin	Signed a reserve/futures contract	5/16	T/G	Jack Mewhort	Signed Contract
1/13	LB	Alan Baxter	Signed a reserve/futures contract	5/18	WR	Greg Moore	Waived
1/13	CB	Marcus Burley	Signed a reserve/futures contract	5/18	WR	Ryan Lankford	Signed as an undrafted free agent
1/13	QB	Chandler Harnish	Signed a reserve/futures contract	5/30	WR	Donte Moncrief	Signed Contract
1/13	TE	Martell Webb	Signed a reserve/futures contract	6/3	QB	Seth Lobato	Waived
1/15	G	Lance Louis	Signed a reserve/futures contract	6/3	CB	Keon Lyn	Waived
2/5	T	Jack Breckner	Signed as a free agent	6/4	C	FN Lutz	Signed as an undrafted free agent
2/6	LB	Henoc Muamba	Signed as a free agent	6/4	CB	Johnny Adams	Signed as a free agent
2/10	S	David Sims	Signed as a free agent	6/10	C	Thomas Austin	Waived
2/10	G	Justin Anderson	Waived	6/10	WR	Greg Moore	Signed as a free agent
2/17	RB	Tashard Choice	Released	6/11	DE	Gannon Conway	Signed as a free agent
2/17	DT	Jake McDonough	Waived	6/11	DE	Fili Moala	Placed on Injured Reserve
3/6	ILB	D'Qwell Jackson	Signed as a free agent	6/12	G	Marcus Hall	Waived
3/6	C	Samson Satele	Released	6/12	CB	Brandon Burton	Claimed off waivers (CIN)
3/10	P	Pat McAfee	Signed contract extension	6/13	S	Corey Lynch	Placed on Injured Reserve
3/10	OLB	Justin Hickman	Signed contract extension	6/16	S	Mike Adams	Signed as a free agent
3/11	OLB	Cam Johnson	Signed tender	6/18	OLB	Justin Hickman	Waived
3/11	K	Adam Vinatieri	Signed contract extension	6/19	NT	Brandon McKinney	Signed as a free agent
3/11	RB	Ahmad Bradshaw	Signed as an unrestricted free agent (IND)	6/20	S	Corey Lynch	Waived from Injured Reserve
3/12	S	Sergio Brown	Signed as an unrestricted free agent (IND)	7/11	WR	Aaron Burks	Signed as a free agent
3/13	DT	Arthur Jones	Signed as an unrestricted free agent (BAL)	7/11	WR	LaVon Brazill	Waived
3/13	CB	Vontae Davis	Signed as an unrestricted free agent (IND)	7/15	G	Chad Anderson	Signed as a free agent
3/13	C	Phil Costa	Signed as a free agent	7/15	DE	Gannon Conway	Waived
3/14	DE	Fili Moala	Signed contract extension	7/23	FB	Stanley Havili	Placed on the Physically Unable to Perform List
3/14	WR	Hakeem Nicks	Signed as an unrestricted free agent (NYG)	7/27	RB	Davin Meggett	Signed as a free agent
3/18	K	Carson Wiggs	Signed as a free agent	7/27	LB	Aaron Morgan	Placed on Injured Reserve
3/18	G	Zach Allen	Waived	7/27	T	Jack Breckner	Waived
4/17	G	Joe Reitz	Signed qualifying offer	7/27	T	Matt Hall	Signed as a free agent
4/17	FB	Stephen Campbell	Signed as a free agent	7/28	RB	Chris Rainey	Waived
4/17	FB	Cameron White	Signed as a free agent	7/28	WR	Aaron Burks	Waived
4/21	CB	Josh Gordy	Signed qualifying offer	7/29	LB	Jonathon Sharpe	Signed as a free agent
4/21	C	Phil Costa	Placed on Reserve/Retired list	7/29	RB	Phillip Tanner	Signed as a free agent
4/23	S	Colt Anderson	Signed as an unrestricted free agent (PHI)	7/31	T	Eric Pike	Signed as a free agent
5/9	T/G	Jack Mewhort	Selected in the second round (59th overall) of the NFL Draft	7/31	G	Donald Thomas	Placed on Injured Reserve
5/9	WR	Donte Moncrief	Selected in the third round (90th overall) of the NFL Draft	8/3	WR	Greg Moore	Waived
5/10	DE	Jonathan Newsome	Selected in the fifth round (166th overall) of the NFL Draft	8/3	CB	Brandon Burton	Waived-Injured
5/10	ILB	Andrew Jackson	Selected in the sixth round (203rd overall) of the NFL Draft	8/3	WR	Nu'Keese Richardson	Signed as a free agent
5/10	T	Ulrick John	Selected in the seventh round (232nd overall) of the NFL Draft	8/4	ILB	Shawn Loiseau	Signed as a free agent
5/12	C	Jonotthan Harrison	Signed as an undrafted free agent	8/4	CB	Brandon Burton	Placed on Injured Reserve
5/12	S	Dewey McDonald	Signed as an undrafted free agent	8/5	WR	Nu'Keese Richardson	Waived
5/12	WR	Eric Thomas	Signed as an undrafted free agent	8/5	OLB	Phillip Hunt	Signed as a free agent
5/12	G	Josh Walker	Signed as an undrafted free agent	8/8	G	Chad Anderson	Waived
5/12	LB	Alan Baxter	Waived	8/8	CB	Brandon Burton	Waived from Injured Reserve
5/12	FB	Stephen Campbell	Waived	8/8	OLB	Daniel Adongo	Waived-Injured
5/12	TE	Martell Webb	Waived	8/8	DT	Jeris Pendleton	Waived-Injured
5/12	K	Carson Wiggs	Waived	8/8	C	Thomas Austin	Signed as a free agent
5/13	CB	Qua Cox	Signed as an undrafted free agent	8/8	G	Marcus Hall	Signed as a free agent
5/13	G	Marcus Hall	Signed as an undrafted free agent	8/8	WR	Nu'Keese Richardson	Signed as a free agent
5/13	DE	Tyler Hoover	Signed as an undrafted free agent	8/11	T	Eric Pike	Waived
5/13	QB	Seth Lobato	Signed as an undrafted free agent	8/11	DE	Gannon Conway	Signed as a free agent
5/13	CB	Keon Lyn	Signed as an undrafted free agent	8/12	OLB	Daniel Adongo	Placed on Injured Reserve
5/13	WR	Greg Moore	Signed as an undrafted free agent	8/12	DT	Jeris Pendleton	Placed on Injured Reserve
5/13	DE	Nnamdi Obukwelu	Signed as an undrafted free agent	8/17	RB	Davin Meggett	Waived
5/13	K	Cody Parkey	Signed as an undrafted free agent	8/18	RB	Deji Karim	Signed as a free agent
5/13	T	Eric Pike	Signed as an undrafted free agent	8/19	K	Cody Parkey	Waived
5/13	CB	Darius Polk	Signed as an undrafted free agent	8/19	G	Andre Cureton	Signed as a free agent
5/13	CB	Loucheiz Purifoy	Signed as an undrafted free agent	8/20	RB	David Fluellen	Acquired in a trade with Philadelphia in exchange for kicker Cody Parkey
5/13	TE	Erik Swoope	Signed as an undrafted free agent	8/20	RB	Phillip Tanner	Waived
5/13	RB	Zurlon Tipton	Signed as an undrafted free agent	8/20	ILB	Shawn Loiseau	Waived-Injured
5/13	WR	Tony Washington	Signed as an undrafted free agent	8/20	ILB	Rob Ruggiero	Signed as a free agent
5/14	OLB	Jonathan Newsome	Signed Contract	8/22	ILB	Shawn Loiseau	Placed on Injured Reserve
5/15	T	Ulrick John	Signed Contract	8/25	CB	Johnny Adams	Waived
5/15	T	Eric Pike	Waived	8/25	CB	Qua Cox	Waived
5/15	CB	Darius Polk	Waived	8/25	G	Andre Cureton	Waived
				8/25	G	Marcus Hall	Waived
				8/25	CB	Kameron Jackson	Waived
				8/25	WR	Nu'Keese Richardson	Waived
				8/25	LB	Jonathon Sharpe	Waived
				8/25	S	David Sims	Waived
				8/25	WR	Eric Thomas	Waived
				8/25	WR	Tony Washington	Waived
				8/25	FB	Cameron White	Waived
				8/26	RB	Vick Ballard	Placed on Injured Reserve

DATE	POS.	PLAYER	TRANSACTION	DATE	POS.	PLAYER	TRANSACTION
8/26	OT	Ulrick John	Placed on Injured Reserve	10/3	ILB	Rob Ruggiero	Released from the practice squad
8/26	RB	Deji Karim	Placed on Injured Reserve	10/3	S	Winston Guy	Signed to the practice squad
8/26	FB	Stanley Havili	Placed on Reserve/Physically Unable to Perform List	10/6	OLB	Chris Carter	Waived
8/30	DE	Gannon Conway	Waived	10/6	OLB	Victor Butler	Signed as a free agent
8/30	RB	David Fluellen	Waived	10/21	QB	Dominique Davis	Released from the practice squad
8/30	T	Matt Hall	Waived-Injured	10/21	WR	Chandler Jones	Released from the practice squad
8/30	QB	Chandler Harnish	Waived	10/21	RB	Jeff Demps	Signed to the practice squad
8/30	T	Tyler Hoover	Waived	10/21	TE	Konrad Reuland	Signed to the practice squad
8/30	S	Delano Howell	Waived-Injured	10/28	RB	Jeff Demps	Released from the practice squad
8/30	OLB	Phillip Hunt	Waived	10/28	WR	Chandler Jones	Signed to the practice squad
8/30	ILB	Andrew Jackson	Waived	10/29	TE	Konrad Reuland	Released from the practice squad
8/30	WR	Ryan Lankford	Waived	10/29	LB	Carlos Fields	Signed to the practice squad
8/30	WR	Josh Lenz	Waived	11/4	S	LaRon Landry	Activated from Exempt / Commissioner Permission
8/30	C	FN Lutz	Waived	11/4	OT	Xavier Nixon	Activated from Injured Reserve / Designated for Return
8/30	S	Dewey McDonald	Waived	11/4	CB	Jalil Brown	Waived
8/30	DT	Nnamdi Obukwelu	Waived	11/4	OT	Jamon Meredith	Waived
8/30	CB	Sheldon Price	Waived	11/4	FB	Stanley Havili	Waived from Reserve / Physically Unable to Perform
8/30	ILB	Rob Ruggiero	Waived	11/4	WR	Eric Thomas	Signed to the practice squad
8/30	TE	Weslye Saunders	Waived	11/4	WR	Chandler Jones	Released from the practice squad
8/30	ILB	Kelvin Sheppard	Waived	11/18	RS	Josh Cribbs	Signed as a free agent
8/30	TE	Erik Swoope	Waived	11/18	TE	Weslye Saunders	Signed as a free agent
8/30	G	Josh Walker	Waived	11/18	RB	Ahmad Bradshaw	Placed on Injured Reserve
8/30	NT	Brandon McKinney	Released	11/18	OLB	Victor Butler	Waived
8/30	OLB	Robert Mathis	Placed on the Reserve/Suspended List	11/18	RB	Michael Hill	Signed to the practice squad
8/30	CB	Marcus Burley	Traded to the Seattle Seahawks in exchange for a sixth round pick in the 2015 NFL Draft	11/18	WR	Eric Thomas	Released from the practice squad
8/31	CB	Delano Howell	Placed on Injured Reserve	11/18	WR	Zurlon Tipton	Signed to the active roster from the practice squad
8/31	T	Matt Hall	Placed on Injured Reserve	11/22	WR	Griff Whalen	Waived
8/31	C	A.Q. Shipley	Claimed off waivers (BAL)	11/24	OLB	Victor Butler	Signed as a free agent
8/31	C	Thomas Austin	Waived	11/24	DT	Kelcy Quarles	Waived
9/1	T	Tyler Hoover	Signed to the practice squad	11/25	WR	Griff Whalen	Signed to the practice squad
9/1	ILB	Andrew Jackson	Signed to the practice squad	11/25	RB	Jeff Demps	Signed to the practice squad
9/1	WR	Ryan Lankford	Signed to the practice squad	11/25	RB	Michael Hill	Released from the practice squad
9/1	WR	Josh Lenz	Signed to the practice squad	11/25	OLB	Trevarde Williams	Released from the practice squad
9/1	S	Dewey McDonald	Signed to the practice squad	11/25	DT	Kelcy Quarles	Signed to the practice squad
9/1	DT	Nnamdi Obukwelu	Signed to the practice squad	11/25	OLB	Victor Butler	Waived
9/1	CB	Sheldon Price	Signed to the practice squad	11/25	OLB	Shaun Phillips	Claimed off waivers (TEN)
9/1	TE	Erik Swoope	Signed to the practice squad	11/27	CB	Loucheiz Purifoy	Waived
9/1	G	Josh Walker	Signed to the practice squad	11/27	CB	Jalil Brown	Signed as a free agent
9/1	QB	Jeff Mathews	Signed to the practice squad	12/2	T	Andrew McDonald	Signed as a free agent
9/2	OT	Tyler Hoover	Released from the practice squad	12/2	TE	Weslye Saunders	Waived
9/2	OT	Reid Fragel	Signed to the practice squad	12/15	CB	Sheldon Price	Signed to the active roster from the practice squad
9/2	OT	Xavier Nixon	Placed on Injured Reserve	12/15	T	Andrew McDonald	Waived
9/2	OT	Xavier Nixon	Designated For Return	12/17	T	Tyler Hoover	Signed to the practice squad
9/2	OT	Jamon Meredith	Signed as a free agent	12/31	T	Gosder Cherilus	Placed on Injured Reserve
9/2	RB	Deji Karim	Waived from Injured Reserve	12/31	G	David Arkin	Signed to the active roster from the practice squad
9/9	QB	Jeff Mathews	Released from the practice squad	12/31	WR	Kadron Boone	Signed to the practice squad
9/9	OLB	Cam Johnson	Placed on Injured Reserve	1/6	RB	Michael Hill	Signed as a free agent
9/9	RB	Zurlon Tipton	Waived	1/6	G	Hugh Thornton	Placed on Injured Reserve
9/9	RB	Dion Lewis	Signed as a free agent				
9/9	OLB	Chris Carter	Signed as a free agent				
9/9	QB	Dominique Davis	Signed to the practice squad				
9/11	OT	Reid Fragel	Released from the practice squad				
9/11	RB	Zurlon Tipton	Signed to the practice squad				
9/16	DT	Kelcy Quarles	Signed to the active roster from the New England practice squad				
9/16	G	David Arkin	Signed to the practice squad				
9/16	RB	Dion Lewis	Waived				
9/16	G	Josh Walker	Released from the practice squad				
9/23	DE	Nnamdi Obukwelu	Released from the practice squad				
9/23	OLB	Trevarde Williams	Signed to the practice squad				
9/27	ILB	Andrew Jackson	Signed to the active roster from the practice squad				
9/27	ILB	Mario Harvey	Waived-Injured				
9/29	OLB	Robert Mathis	Placed on Reserve/Non-Football Injury List				
9/29	WR	Da'Rick Rogers	Waived				
9/29	S	Dewey McDonald	Signed to the active roster from the practice squad				
9/29	S	LaRon Landry	Placed on the Reserve/Suspended List				
9/30	CB	Jalil Brown	Signed as a free agent				
9/30	WR	Chandler Jones	Signed to the practice squad				
9/30	ILB	Rob Ruggiero	Signed to the practice squad				
10/3	ILB	Mario Harvey	Waived from Injured Reserve				





# 2014 FINAL COLTS REGULAR SEASON STATS

**WON 11, LOST 5**

09/07 L 24-31	at Denver	76,939
09/15 L 27-30	Philadelphia	64,871
09/21 W 44-17	at Jacksonville	60,601
09/28 W 41-17	Tennessee	64,757
10/05 W 20-13	Baltimore	65,258
10/09 W 33-28	at Houston	71,787
10/19 W 27- 0	Cincinnati	66,539
10/26 L 34-51	at Pittsburgh	62,479
11/03 W 40-24	at New York Giants	77,975
11/16 L 20-42	New England	66,751
11/23 W 23- 3	Jacksonville	64,328
11/30 W 49-27	Washington	65,352
12/07 W 25-24	at Cleveland	67,431
12/14 W 17-10	Houston	65,148
12/21 L 7-42	at Dallas	91,899
12/28 W 27-10	at Tennessee	69,143

	COLTS	OPP
<b>TOTAL FIRST DOWNS</b>	<b>371</b>	<b>309</b>
Rushing	80	103
Passing	251	175
Penalty	40	31
3rd Down: Made/Att	89/217	67/201
3rd Down Pct.	41.0	33.3
4th Down: Made/Att	6/15	4/17
4th Down Pct.	40.0	23.5
<b>POSSESSION AVG.</b>	<b>31:54</b>	<b>28:06</b>
<b>TOTAL NET YARDS</b>	<b>6506</b>	<b>5483</b>
Avg. Per Game	406.6	342.7
Total Plays	1105	1007
Avg. Per Play	5.9	5.4
<b>NET YARDS RUSHING</b>	<b>1612</b>	<b>1814</b>
Avg. Per Game	100.8	113.4
Total Rushes	415	423
<b>NET YARDS PASSING</b>	<b>4894</b>	<b>3669</b>
Avg. Per Game	305.9	229.3
Sacked/Yards Lost	29/168	41/263
Gross Yards	5062	3932
Att./Completions	661/410	543/320
Completion Pct.	62.0	58.9
Had Intercepted	16	12
<b>PUNTS/AVERAGE</b>	<b>69/46.7</b>	<b>90/47.5</b>
<b>NET PUNTING AVG.</b>	<b>69/42.8</b>	<b>90/42.4</b>
<b>PENALTIES/YARDS</b>	<b>105/848</b>	<b>101/866</b>
<b>FUMBLES/BALL LOST</b>	<b>31/15</b>	<b>29/14</b>
<b>TOUCHDOWNS</b>	<b>53</b>	<b>46</b>
Rushing	9	14
Passing	42	27
Returns	2	5

SCORE BY PERIODS	Q1	Q2	Q3	Q4	OT	PTS
TEAM	87	141	122	108	0	458
OPPONENTS	54	124	90	101	0	369
SCORING	TD-Ru-Pa-Rt	K-PAT	FG	S	PTS	
Vinatieri	0 0 0 0	50/50	30/31	0	140	
Allen	8 0 8 0			0	48	
Bradshaw	8 2 6 0			0	48	
Fleener	8 0 8 0			0	48	
Hilton	7 0 7 0			0	42	
Nicks	4 0 4 0			0	24	
Luck	3 3 0 0			0	18	
Moncrief	3 0 3 0			0	18	
Richardson	3 3 0 0			0	18	
Doyle	2 0 2 0			0	12	
Wayne	2 0 2 0			0	12	
Castonzo	1 0 1 0			0	6	
Herron	1 1 0 0			0	6	
D. Jackson	1 0 0 1			0	6	
Tipton	1 0 1 0			0	6	
Toler	1 0 0 1			0	6	
<b>TEAM</b>	<b>53 9 42 2</b>	<b>50/50</b>	<b>30/31</b>	<b>0</b>	<b>458</b>	
<b>OPPONENTS</b>	<b>46 14 27 5</b>	<b>46/46</b>	<b>15/19</b>	<b>1</b>	<b>369</b>	

**2-Pt Conv:** TM 0-3, OPP 0-0 **SACKS:** Newsome 6.5, Walden 6, D. Jackson 4, Werner 4, Redding 3.5, Jean Francois 3, Kerr 3, Landry 2.5, Phillips LG 2, Freeman 1.5, A. Jones 1.5, S. Brown 1, Guy LG 1, A. Jackson 1, Quarles LG 1, Quarles TM 1, Toler 1, (group) 1, McNary 0.5, TM 41, OPP 29 **FUM/LOST:** Luck 13/6, Bradshaw 3/2, Hilton 3/1, Cribbs 2/0, Herron 2/2, Richardson 2/1, Whalen 2/1, Allen 1/0, Harrison 1/0, Hasselbeck 1/1, Wayne 1/1

PASSING	Att	Cmp	Yds	Cmp%	Yds/Att	TD	TD%	Int	Int%	Long	Sack/Lost	Rating
Luck	616	380	4761	61.7	7.73	40	6.5	16	2.6	80	27/ 161	96.5
Hasselbeck	44	30	301	68.2	6.84	2	4.5	0	0.0	32	2/ 7	102.6
McAfee	1	0	0	0.0	0.00	0	0.0	0	0.0	---	0/ 0	39.6
<b>TEAM</b>	<b>661</b>	<b>410</b>	<b>5062</b>	<b>62.0</b>	<b>7.66</b>	<b>42</b>	<b>6.4</b>	<b>16</b>	<b>2.4</b>	<b>80</b>	<b>29/ 168</b>	<b>96.8</b>
<b>OPPONENTS</b>	<b>543</b>	<b>320</b>	<b>3932</b>	<b>58.9</b>	<b>7.24</b>	<b>27</b>	<b>5.0</b>	<b>12</b>	<b>2.2</b>	<b>63t</b>	<b>41/ 263</b>	<b>88.7</b>

# 2014 FINAL COLTS REGULAR SEASON DEFENSE STATS

## 2014 Colts Defensive Player Statistics

Player	Tkl	Ast	Comb	Sacks	Sk Yds	TFL	QH	Int	PD	FF	FR
D'Qwell Jackson	111	73	184	4.0	29	10	5	0	1	1	4
Jerrell Freeman	78	66	144	1.5	8.5	4	3	0	6	1	0
Mike Adams	71	22	93	0.0	0	1	1	5	11	2	2
Greg Toler	53	9	62	1.0	16	2	0	2	10	0	0
Erik Walden	40	17	57	6.0	30	9	18	0	0	1	0
Bjoern Werner	38	13	51	4.0	20	11	8	0	2	1	1
Darius Butler	41	6	47	0.0	0	1	1	0	8	2	1
LaRon Landry	39	9	48	2.5	19.5	4	5	0	0	0	0
Vontae Davis	38	6	44	0.0	0	0	1	4	19	2	1
Cory Redding	28	10	38	3.5	33	6	13	0	1	0	0
Sergio Brown	27	6	33	1.0	11	2	1	0	6	0	1
Josh Chapman	21	9	30	0.0	0	3	0	0	0	1	0
Josh McNary	20	18	38	0.5	4	1	3	0	0	0	0
Ricky Jean Francois	23	8	31	3.0	15	7	6	0	6	0	1
Josh Gordy	21	5	26	0.0	0	0	0	1	4	0	0
Jonathan Newsome	26	8	34	6.5	41.5	5	9	0	0	4	0
Arthur Jones	14	10	24	1.5	15.5	2	4	0	0	1	0
Zach Kerr	16	5	21	3.0	6	2	3	0	1	1	0
Andy Studebaker	8	5	13	0.0	0	0	1	0	0	1	1
Montori Hughes	8	4	12	0.0	0	1	0	0	1	0	1
Shaun Phillips	5	2	7	0.0	0	0	0	0	0	0	0
Loucheiz Purifoy	3	1	4	0.0	0	0	0	0	1	0	0
Henoc Muamba	0	2	2	0.0	0	0	0	0	0	0	0
Colt Anderson	1	1	2	0.0	0	0	0	0	0	0	0
Jalil Brown	1	0	1	0.0	0	0	0	0	1	0	0
Cam Johnson	0	1	1	0.0	0	0	0	0	0	0	0
Kelcy Quarles	1	0	1	1.0	6	1	1	0	1	0	0
Andrew Jackson	4	3	0	1.0	2	2	1	0	0	0	0
Team Sacks	0	0	0	1.0	6	0	0	0	0	0	0
<b>Team Totals</b>	<b>736</b>	<b>319</b>	<b>1048</b>	<b>41.0</b>	<b>263</b>	<b>74</b>	<b>84</b>	<b>12</b>	<b>79</b>	<b>18</b>	<b>13</b>
<b>Opponent Totals</b>	<b>626</b>	<b>296</b>	<b>922</b>	<b>29.0</b>	<b>168</b>	<b>71</b>	<b>90</b>	<b>16</b>	<b>104</b>	<b>21</b>	<b>14</b>

Tkl=Tackle Ast=Assist Comb=Combined TFL=Tackle for a Loss QH=Quarterback Hit Int=Interception  
 PD=Pass Defense FF=Forced Fumble FR=Fumble Recovery BL=Blocked

### Special Teams

Player	Tkl	Ast	FF	FR	BL
Colt Anderson	12	3	0	1	0
Dewey McDonald	9	4	0	0	0
Henoc Muamba	5	3	0	0	0
Josh McNary	5	6	0	0	0
Daniel Herron	4	5	0	0	0
Matt Overton	4	4	0	0	0
Andy Studebaker	4	1	0	0	0
Pat McAfee	3	0	0	0	0
Dwayne Allen	2	1	1	0	0
Loucheiz Purifoy	2	3	1	0	0
Zurlon Tipton	2	1	0	0	0
Andrew Jackson	4	5	0	0	0
Victor Butler	1	2	0	0	0
Josh Cribbs	2	1	0	0	0
Mario Harvey	1	0	0	0	0
Laron Landry	1	0	0	0	0
Sergio Brown	1	0	0	0	0
Donte Moncrief	1	1	0	0	0
Jalil Brown	0	2	0	0	0
Jonathan Newsome	0	0	0	0	1
Josh Gordy	0	2	0	1	0
Griff Whalen	0	1	0	0	0
Mike Adams	0	1	0	0	0
Jack Doyle	0	3	0	0	0
<b>Team Totals</b>	<b>63</b>	<b>49</b>	<b>2</b>	<b>2</b>	<b>1</b>
<b>Opponent Totals</b>	<b>72</b>	<b>23</b>	<b>3</b>	<b>2</b>	<b>0</b>

### Sacks

Player	No.
Jonathan Newsome	6.5
Erik Walden	6.0
Bjoern Werner	4.0
D'Qwell Jackson	4.0
Cory Redding	3.5
Zach Kerr	3.0
Ricky Jean Francois	3.0
LaRon Landry	2.5
Jerrell Freeman	1.5
Art Jones	1.5
Kelcy Quarles	1.0
Greg Toler	1.0
Andrew Jackson	1.0
Sergio Brown	1.0
Team	1.0
Josh McNary	0.5
<b>Team Totals</b>	<b>41.0</b>

### Tackles For Loss

Player	No.
Bjoern Werner	11.0
D'Qwell Jackson	10.0
Erik Walden	9.0
Ricky Jean Francois	7.0
Cory Redding	6.0
Jonathan Newsome	5.0
Jerrell Freeman	4.0
LaRon Landry	4.0
Josh Chapman	3.0
Zach Kerr	2.0
Kelcy Quarles	2.0
Sergio Brown	2.0
Art Jones	2.0
Andrew Jackson	2.0
Mike Adams	1.0
Darius Butler	1.0
Montori Hughes	1.0
Josh McNary	1.0
Greg Toler	1.0
<b>Team Totals</b>	<b>74.0</b>

### Interceptions

Player	No.
Mike Adams	5
Vontae Davis	4
Greg Toler	2
Josh Gordy	1
<b>Team Totals</b>	<b>11</b>

### Passes Defensed

Player	No.
Vontae Davis	19
Mike Adams	11
Greg Toler	10
Darius Butler	8
Jerrell Freeman	6
Sergio Brown	6
Ricky Jean Francois	6
Josh Gordy	4
Bjoern Werner	2
Jalil Brown	1
Cory Redding	1
D'Qwell Jackson	1
Montori Hughes	1
Kelcy Quarles	1
Zach Kerr	1
Loucheiz Purifoy	1
<b>Team Totals</b>	<b>79</b>



# 2014 COLTS POSTSEASON STATS

**WON 2, LOST 0**

01/04 W 26-10	Cincinnati	63,385
01/11 W 24-13	at Denver	76,867
01/18	at New England	

	COLTS	OPP
<b>TOTAL FIRST DOWNS</b>	<b>45</b>	<b>33</b>
Rushing	12	12
Passing	30	17
Penalty	3	4
3rd Down: Made/Att	11/27	10/31
3rd Down Pct.	40.7	32.3
4th Down: Made/Att	0/0	1/2
4th Down Pct.	0.0	50.0
<b>POSSESSION AVG.</b>	<b>34:05</b>	<b>25:55</b>
<b>TOTAL NET YARDS</b>	<b>846</b>	<b>542</b>
Avg. Per Game	423.0	271.0
Total Plays	141	127
Avg. Per Play	6.0	4.3
<b>NET YARDS RUSHING</b>	<b>213</b>	<b>198</b>
Avg. Per Game	106.5	99.0
Total Rushes	53	41
<b>NET YARDS PASSING</b>	<b>633</b>	<b>344</b>
Avg. Per Game	316.5	172.0
Sacked/Yards Lost	1/8	5/22
Gross Yards	641	366
Att./Completions	87/58	81/44
Completion Pct.	66.7	54.3
Had Intercepted	2	0
<b>PUNTS/AVERAGE</b>	<b>8/46.9</b>	<b>14/44.6</b>
<b>NET PUNTING AVG.</b>	<b>8/37.0</b>	<b>14/41.6</b>
<b>PENALTIES/YARDS</b>	<b>19/133</b>	<b>8/53</b>
<b>FUMBLES/BALL LOST</b>	<b>2/1</b>	<b>2/2</b>
<b>TOUCHDOWNS</b>	<b>5</b>	<b>2</b>
Rushing	2	1
Passing	3	1
Returns	0	0

SCORE BY PERIODS	Q1	Q2	Q3	Q4	OT	PTS
TEAM	7	20	17	6	0	50
OPPONENTS	14	6	0	3	0	23

SCORING	TD-Ru-Pa-Rt	K-PAT	FG	S	PTS
Vinatieri	0 0 0 0	5/ 5	5/ 6	0	20
Herron	2 2 0 0			0	12
Allen	1 0 1 0			0	6
Moncrief	1 0 1 0			0	6
Nicks	1 0 1 0			0	6
<b>TEAM</b>	<b>5 2 3 0</b>	<b>5/ 5</b>	<b>5/ 6</b>	<b>0</b>	<b>50</b>
<b>OPPONENTS</b>	<b>2 1 1 0</b>	<b>2/ 2</b>	<b>3/ 3</b>	<b>0</b>	<b>23</b>

**2-Pt Conv:** TM 0-0, OPP 0-0

**SACKS:** Freeman 1.5, Newsome 1, Redding 1, Walden 1, Jean Francois 0.5, TM 5, OPP 1

**FUM/LOST:** Herron 2/1

PASSING	Att	Cmp	Yds	Cmp%	Yds/Att	TD	TD%	Int	Int%	Long	Sack/Lost	Rating
Luck	87	58	641	66.7	7.37	3	3.4	2	2.3	45	1/ 8	90.3
<b>TEAM</b>	<b>87</b>	<b>58</b>	<b>641</b>	<b>66.7</b>	<b>7.37</b>	<b>3</b>	<b>3.4</b>	<b>2</b>	<b>2.3</b>	<b>45</b>	<b>1/ 8</b>	<b>90.3</b>
<b>OPPONENTS</b>	<b>81</b>	<b>44</b>	<b>366</b>	<b>54.3</b>	<b>4.52</b>	<b>1</b>	<b>1.2</b>	<b>0</b>	<b>0.0</b>	<b>32</b>	<b>5/ 22</b>	<b>70.3</b>

RUSHING	No.	Yds	Avg	Long	TD
Herron	35	119	3.4	27	2
Tipton	13	54	4.2	11	0
Luck	4	39	9.8	20	0
Hilton	1	1	1.0	1	0
<b>TEAM</b>	<b>53</b>	<b>213</b>	<b>4.0</b>	<b>27</b>	<b>2</b>
<b>OPPONENTS</b>	<b>41</b>	<b>198</b>	<b>4.8</b>	<b>23</b>	<b>1</b>

RECEIVING	No.	Yds	Avg	Long	TD
Herron	18	117	6.5	18	0
Hilton	10	175	17.5	30	0
Allen	7	60	8.6	18	1
Doyle	6	23	3.8	8	0
Moncrief	5	86	17.2	36t	1
Nicks	5	83	16.6	45	1
Fleener	4	67	16.8	32	0
Tipton	2	18	9.0	12	0
Wayne	1	12	12.0	12	0
<b>TEAM</b>	<b>58</b>	<b>641</b>	<b>11.1</b>	<b>45</b>	<b>3</b>
<b>OPPONENTS</b>	<b>44</b>	<b>366</b>	<b>8.3</b>	<b>32</b>	<b>1</b>

INTERCEPTIONS	No.	Yds	Avg	Long	TD
<b>TEAM</b>	<b>0</b>	<b>0</b>	<b>---</b>	<b>---</b>	<b>0</b>
<b>OPPONENTS</b>	<b>2</b>	<b>2</b>	<b>1.0</b>	<b>2</b>	<b>0</b>

PUNTING	No.	Yds	Avg	Net	TB	In	Lg	B
McAfee	8	375	46.9	37.0	3	1	68	0
<b>TEAM</b>	<b>8</b>	<b>375</b>	<b>46.9</b>	<b>37.0</b>	<b>3</b>	<b>1</b>	<b>68</b>	<b>0</b>
<b>OPPONENTS</b>	<b>14</b>	<b>624</b>	<b>44.6</b>	<b>41.6</b>	<b>0</b>	<b>4</b>	<b>62</b>	<b>0</b>

PUNT RETURNS	Ret	FC	Yds	Avg	Long	TD
Cribbs	8	2	42	5.3	15	0
<b>TEAM</b>	<b>8</b>	<b>2</b>	<b>42</b>	<b>5.3</b>	<b>15</b>	<b>0</b>
<b>OPPONENTS</b>	<b>3</b>	<b>0</b>	<b>19</b>	<b>6.3</b>	<b>19</b>	<b>0</b>

KICKOFF RETURNS	No.	Yds	Avg	Long	TD
Cribbs	3	99	33.0	38	0
Tipton	2	9	4.5	9	0
<b>TEAM</b>	<b>5</b>	<b>108</b>	<b>21.6</b>	<b>38</b>	<b>0</b>
<b>OPPONENTS</b>	<b>3</b>	<b>80</b>	<b>26.7</b>	<b>32</b>	<b>0</b>

FIELD GOALS	1-19	20-29	30-39	40-49	50+
Vinatieri	0/ 0	2/ 2	2/ 2	0/ 1	1/1
<b>TEAM</b>	<b>0/ 0</b>	<b>2/ 2</b>	<b>2/ 2</b>	<b>0/ 1</b>	<b>1/1</b>
<b>OPPONENTS</b>	<b>0/ 0</b>	<b>0/ 0</b>	<b>0/ 0</b>	<b>2/ 2</b>	<b>1/1</b>

Vinatieri: (38G,29G,22G,53G)(44N,30G)  
 TM: (38G,29G,22G,53G)(44N,30G)  
 OPP: (57G)(45G,41G)

# 2014 COLTS POSTSEASON DEFENSIVE STATS

## 2014 Colts Postseason Defensive Player Statistics

Player	Tkl	Ast	Comb	Sacks	Sk Yds	TFL	QH	Int	PD	FF	FR
Jerrell Freeman	19	5	24	1.5	5.5	0	1	0	0	1	1
D'Qwell Jackson	13	7	20	0.0	0	0	0	0	1	0	0
Vontae Davis	11	1	12	0.0	0	1	0	0	6	0	0
Mike Adams	9	2	11	0.0	0	0	0	0	1	0	0
LaRon Landry	8	3	11	0.0	0	0	0	0	0	0	0
Arthur Jones	4	4	8	0.0	0	0	1	0	0	0	0
Erik Walden	5	3	8	1.0	2	3	3	0	1	0	0
Greg Toler	7	1	8	0.0	0	0	0	0	4	0	0
Darius Butler	3	1	4	0.0	0	1	0	0	1	0	0
Jonathan Newsome	3	1	4	1.0	9	0	0	0	0	1	0
Cory Redding	2	1	3	1.0	3	1	2	0	2	0	0
Josh Chapman	2	0	2	0.0	0	0	0	0	0	0	0
Ricky Jean Francois	1	1	2	0.5	2.5	0	1	0	0	0	0
Montori Hughes	1	0	1	0.0	0	0	0	0	0	0	1
Bjoern Werner	1	0	1	0.0	0	0	0	0	0	0	0
Sergio Brown	0	0	0	0.0	0	0	0	0	0	0	0
Josh McNary	0	0	0	0.0	0	0	0	0	0	0	0
Josh Gordy	0	0	0	0.0	0	0	0	0	0	0	0
Zach Kerr	0	0	0	0.0	0	0	0	0	0	0	0
Andy Studebaker	0	0	0	0.0	0	0	0	0	0	0	0
Shaun Phillips	0	0	0	0.0	0	0	1	0	0	0	0
Henoc Muamba	0	0	0	0.0	0	0	0	0	0	0	0
Colt Anderson	0	0	0	0.0	0	0	0	0	0	0	0
Jalil Brown	0	0	0	0.0	0	0	0	0	0	0	0
Andrew Jackson	0	0	0	0.0	0	0	0	0	0	0	0
Team Sacks	0	0	0	0.0	0	0	0	0	0	0	0
<b>Team Totals</b>	<b>89</b>	<b>30</b>	<b>119</b>	<b>5.0</b>	<b>22</b>	<b>6</b>	<b>9</b>	<b>0</b>	<b>16</b>	<b>2</b>	<b>2</b>
<b>Opponent Totals</b>	<b>84</b>	<b>42</b>	<b>126</b>	<b>1.0</b>	<b>8</b>	<b>4</b>	<b>12</b>	<b>2</b>	<b>10</b>	<b>2</b>	<b>1</b>

Tkl=Tackle Ast=Assist Comb=Combined TFL=Tackle for a Loss QH=Quarterback Hit Int=Interception  
 PD=Pass Defense FF=Forced Fumble FR=Fumble Recovery BL=Blocked

### Special Teams

Player	Tkl	Ast	FF	FR	BL
Jack Doyle	2	0	0	0	0
Dewey McDonald	2	0	0	0	0
Andrew Jackson	1	0	0	0	0
Colt Anderson	1	0	0	0	0
Josh Cribbs	1	0	0	0	0
Josh McNary	0	1	0	0	0
Andy Studebaker	0	1	0	0	0
<b>Team Totals</b>	<b>7</b>	<b>2</b>	<b>0</b>	<b>0</b>	<b>0</b>
<b>Opponent Totals</b>	<b>10</b>	<b>6</b>	<b>0</b>	<b>0</b>	<b>0</b>

### Sacks

Player	No.
Jerrell Freeman	1.5
Erik Walden	1.0
Jonathan Newsome	1.0
Cory Redding	1.0
Ricky Jean Francois	0.5
<b>Team Totals</b>	<b>5.0</b>

### Interceptions

Player	No.
Mike Adams	0
Vontae Davis	0
Greg Toler	0
Josh Gordy	0
<b>Team Totals</b>	<b>0</b>

### Tackles For Loss

Player	No.
Erik Walden	3
Vontae Davis	1
Darius Butler	1
Cory Redding	1
<b>Team Totals</b>	<b>6</b>

### Passes Defensed

Player	No.
Vontae Davis	6
Greg Toler	4
Cory Redding	2
Darius Butler	1
Mike Adams	1
Erik Walden	1
D'Qwell Jackson	1
<b>Team Totals</b>	<b>16</b>

# National Football League Game Summary

NFL Copyright © 2014 by The National Football League. All rights reserved. This summary and play-by-play is for the express purpose of assisting media in their coverage of the game; any other use of this material is prohibited without the written permission of the National Football League. Updated: 1/12/2015

Date: Sunday, 1/11/2015

## Indianapolis Colts at Denver Broncos

Start Time: 2:40 PM MST

at Sports Authority Field at Mile High, Denver, CO

### Game Day Weather

Game Weather: Cloudy  
Played Outdoor on Turf: Grass

Temp: 40° F (4.4° C) Humidity: 71%, Wind: N 7 mph  
Outdoor Weather: Cloudy, Wind Chill: 35

### Officials

Referee: Leavy, Bill (127)      Umpire: Fowler, Ruben (71)      Head Linesman: Mello, Jim (48)  
Line Judge: Mapp, Julian (10)      Side Judge: Coleman, James (95)      Field Judge: Zimmer, Steve (33)  
Back Judge: Freeman, Steve (133)      Replay Official: Nemmers, Larry ()

### Lineups

Indianapolis Colts			Denver Broncos				
Offense		Defense	Offense		Defense		
WR 87	R.Wayne	DE 90	C.Redding	WR 88	D.Thomas	LDE 95	D.Wolfe
LT 74	A.Castonzo	NT 96	J.Chapman	TE 75	C.Clark	DT 97	M.Jackson
LG 75	J.Mewhort	DT 97	A.Jones	LT 78	R.Clady	NT 98	T.Knighton
C 62	K.Holmes	SLB 93	E.Walden	LG 74	O.Franklin	RDE 94	D.Ware
RG 60	L.Louis	MIKE 52	D.Jackson	C 64	W.Montgomery	SLB 58	V.Miller
RT 76	J.Reitz	WILL 50	J.Freeman	RG 66	M.Ramirez	MLB 53	S.Johnson
WR 10	D.Moncrief	RUSH 92	B.Werner	RT 65	L.Vasquez	WLB 54	B.Marshall
WR 13	T.Hilton	LCB 28	G.Toler	TE 85	V.Green	LCB 21	A.Talib
QB 12	A.Luck	SS 29	M.Adams	WR 10	E.Sanders	RCB 25	C.Harris
TE 80	C.Fleener	FS 30	L.Landry	QB 18	P.Manning	SS 43	T.Ward
RB 36	D.Herron	RCB 21	V.Davis	RB 22	C.Anderson	FS 26	R.Moore

### Substitutions

P 1 P.McAfee, K 4 A.Vinatieri, WR 14 H.Nicks, RS 16 J.Cribbs, CB 20 D.Butler, RB 23 M.Hill, CB 27 J.Gordy, S 31 D.McDonald, S 32 C.Anderson, RB 37 Z.Tipton, S 38 S.Brown, LS 45 M.Overton, ILB 54 A.Jackson, OLB 55 S.Phillips, ILB 57 J.McNary, OLB 58 A.Studebaker, C 63 A.Shipley, G 65 D.Arkin, TE 83 D.Allen, TE 84 J.Doyle, OLB 91 J.Newsome, DT 95 M.Hughes, DT 99 R.Jean Francois

### Substitutions

K 1 C.Barth, P 4 B.Colquitt, K 8 B.McManus, WR 12 A.Caldwell, S 20 J.Bush, RB 23 R.Hillman, RB 27 J.Stewart, CB 29 B.Roby, S 30 D.Bruton, CB 31 O.Bolden, CB 36 K.Webster, LS 46 A.Brewer, LB 50 S.Barrett, LB 51 T.Davis, LB 52 C.Nelson, LB 55 L.McCray, LB 57 L.Barrow, G 63 B.Garland, DT 76 M.Austin, TE 80 J.Thomas, WR 83 W.Welker, TE 84 J.Tamme, DT 92 S.Williams

### Did Not Play

QB 8 M.Hasselbeck

### Did Not Play

QB 17 B.Osweiler

### Not Active

CB 25 J.Brown, RB 34 T.Richardson, CB 40 S.Price, ILB 51 H.Muamba, T 71 X.Nixon, C 72 J.Harrison, NT 94 Z.Kerr

### Not Active

WR 14 C.Latimer, CB 32 T.Carter, RB 40 J.Thompson, T 71 P.Cornick, T 79 M.Schofield, TE 86 D.Jones, DT 96 M.Unrein

### Field Goals (made ( ) & missed)

Player	Attempts	Made	Missed	Total
A.Vinatieri	44	30	14	44
C.Barth	45	41	4	45
<b>VISITOR:</b>		<b>1</b>	<b>2</b>	<b>3</b>
Indianapolis Colts		0	14	7
<b>HOME:</b>		<b>4</b>	<b>3</b>	<b>7</b>
Denver Broncos		7	0	3

### Scoring Plays

Team	Qtr	Time	Play Description (Extra Point) (Drive Info)	Visitor	Home
Broncos	1	10:00	D.Thomas 1 yd. pass from P.Manning (C.Barth kick) (7-68, 3:37)	0	7
Colts	2	14:14	D.Herron 6 yd. run (A.Vinatieri kick) (9-73, 5:05)	7	7
Colts	2	7:23	D.Allen 3 yd. pass from A.Luck (A.Vinatieri kick) (8-41, 3:41)	14	7
Broncos	2	0:02	C.Barth 45 yd. Field Goal (7-25, 1:26)	14	10
Colts	3	8:21	H.Nicks 15 yd. pass from A.Luck (A.Vinatieri kick) (11-72, 5:16)	21	10
Broncos	4	13:50	C.Barth 41 yd. Field Goal (14-53, 6:23)	21	13
Colts	4	4:06	A.Vinatieri 30 yd. Field Goal (13-54, 8:14)	24	13

Paid Attendance: 76,867

Time: 3:08





**Indianapolis Colts vs Denver Broncos**  
**1/11/2015 at Sports Authority Field at Mile High**

# Final Team Statistics

	<b>Visitor Colts</b>	<b>Home Broncos</b>
<b>TOTAL FIRST DOWNS</b>	23	19
By Rushing	6	6
By Passing	15	10
By Penalty	2	3
<b>THIRD DOWN EFFICIENCY</b>	5-13-38%	4-16-25%
<b>FOURTH DOWN EFFICIENCY</b>	0-0-0%	1-2-50%
<b>TOTAL NET YARDS</b>	364	288
Total Offensive Plays (inc. times thrown passing)	71	68
Average gain per offensive play	5.1	4.2
<b>NET YARDS RUSHING</b>	99	88
Total Rushing Plays	28	20
Average gain per rushing play	3.5	4.4
Tackles for a loss-number and yards	2-6	2-4
<b>NET YARDS PASSING</b>	265	200
Times thrown - yards lost attempting to pass	0-0	2-11
Gross yards passing	265	211
<b>PASS ATTEMPTS-COMPLETIONS-HAD INTERCEPTED</b>	43-27-2	46-26-0
Avg gain per pass play (inc.# thrown passing)	6.2	4.2
<b>KICKOFFS Number-In End Zone-Touchbacks</b>	5-5-5	4-3-2
<b>PUNTS Number and Average</b>	4-42.3	6-40.7
Had Blocked	0	0
<b>FGs - PATs Had Blocked</b>	0-0	0-0
<b>Net Punting Average</b>	37.5	39.5
<b>TOTAL RETURN YARDAGE (Not Including Kickoffs)</b>	7	1
No. and Yards Punt Returns	3-7	1--1
No. and Yards Kickoff Returns	2-32	0-0
No. and Yards Interception Returns	0-0	2-2
<b>PENALTIES Number and Yards</b>	10-67	2-8
<b>FUMBLES Number and Lost</b>	0-0	1-1
<b>TOUCHDOWNS</b>	3	1
Rushing	1	0
Passing	2	1
<b>EXTRA POINTS Made-Attempts</b>	3-3	1-1
Kicking Made-Attempts	3-3	1-1
<b>FIELD GOALS Made-Attempts</b>	1-2	2-2
<b>RED ZONE EFFICIENCY</b>	3-4-75%	1-1-100%
<b>GOAL TO GO EFFICIENCY</b>	2-2-100%	1-1-100%
<b>SAFETIES</b>	0	0
<b>FINAL SCORE</b>	24	13
<b>TIME OF POSSESSION</b>	34:01	25:59

**Indianapolis Colts vs Denver Broncos**  
**1/11/2015 at Sports Authority Field at Mile High**

# Ball Possession And Drive Chart

**Indianapolis Colts**

#	Time Recd	Time Lost	Time Poss	How Ball Obtained	Drive Began	# Play	Yds Gain	Yds Pen	Net Yds	1st Down	Last Scrm	How Given Up
1	15:00	13:37	1:23	Kickoff	IND 20	3	9	0	9	0	IND 29	Punt
2	10:00	5:47	4:13	Kickoff	IND 20	8	34	0	34	2	DEN 46	Punt
3	4:19	14:14	5:05	Punt	IND 27	9	73	0	73	4	* DEN 6	Touchdown
4	11:04	7:23	3:41	Fumble	DEN 41	8	43	-2	41	4	* DEN 3	Touchdown
5	6:18	4:33	1:45	Punt	IND 49	5	26	0	26	2	DEN 25	Missed FG
6	2:32	1:28	1:04	Punt	IND 3	5	16	-7	9	1	IND 12	Interception
7	0:02	0:00	0:02	Kickoff		0	0	0	0	0		End of Half
8	13:37	8:21	5:16	Punt	IND 28	11	92	-20	72	5	* DEN 15	Touchdown
9	7:04	5:13	1:51	Punt	IND 30	5	9	0	9	1	IND 39	Interception
10	13:50	13:21	0:29	Kickoff	IND 24	3	0	0	0	0	IND 24	Punt
11	12:20	4:06	8:14	Punt	IND 34	13	54	0	54	4	* DEN 12	Field Goal
12	2:50	1:52	0:58	Downs	IND 46	3	8	0	8	0	DEN 46	Punt

(340) Average IND 31

**Denver Broncos**

#	Time Recd	Time Lost	Time Poss	How Ball Obtained	Drive Began	# Play	Yds Gain	Yds Pen	Net Yds	1st Down	Last Scrm	How Given Up
1	13:37	10:00	3:37	Punt	DEN 32	7	52	16	68	5	* IND 1	Touchdown
2	5:47	4:19	1:28	Punt	DEN 4	4	20	0	20	1	DEN 24	Punt
3	14:14	11:04	3:10	Kickoff	DEN 20	7	16	5	21	2	50	Fumble
4	7:23	6:18	1:05	Kickoff	DEN 20	3	1	0	1	0	DEN 21	Punt
5	4:33	2:32	2:01	Missed FG	DEN 34	6	22	5	27	2	IND 39	Punt
6	1:28	0:02	1:26	Interception	DEN 49	7	25	0	25	1	IND 26	Field Goal
7	15:00	13:37	1:23	Kickoff	DEN 20	3	5	0	5	0	DEN 25	Punt
8	8:21	7:04	1:17	Kickoff	DEN 20	3	5	0	5	0	DEN 25	Punt
9	5:13	13:50	6:23	Interception	DEN 24	14	49	4	53	4	IND 23	Field Goal
10	13:21	12:20	1:01	Punt	DEN 33	3	3	0	3	0	DEN 36	Punt
11	4:06	2:50	1:16	Kickoff	DEN 20	6	33	0	33	1	DEN 46	Downs
12	1:52	0:00	1:52	Punt	DEN 20	7	57	0	57	3	IND 47	End of Game

(296) Average DEN 25

**\* inside opponent's 20**

Time of Possession by Quarter		1st	2nd	3rd	4th	OT	Total
Visitor	Indianapolis Colts	9:55	7:18	7:07	9:41		34:01
Home	Denver Broncos	5:05	7:42	7:53	5:19		25:59

**Kickoff Drive No.-Start Average**      Colts: 3 - IND 21      Broncos: 5 - DEN 20



**Indianapolis Colts vs Denver Broncos**  
**1/11/2015 at Sports Authority Field at Mile High**

# Final Defensive Statistics

**Indianapolis Colts**

**Regular Defensive Plays**

**Special Teams**

**Misc**

	TKL	AST	COMB	SK	/ YDS	TFL	Q	IN	PD	FF	FR	TKL	AST	FF	FR	BL	TKL	AST	FF	FR	
D.Jackson	10	1	11	0	0	0	0	0	0	0	0	0	0	0	0	0	0	0	0	0	0
V.Davis	7	1	8	0	0	0	0	0	5	0	0	0	0	0	0	0	0	0	0	0	0
L.Landry	5	3	8	0	0	0	0	0	0	0	0	0	0	0	0	0	0	0	0	0	0
J.Freeman	3	4	7	0	0	0	0	0	0	0	1	0	0	0	0	0	0	0	0	0	0
G.Toler	5	1	6	0	0	0	0	0	1	0	0	0	0	0	0	0	0	0	0	0	0
J.Newsome	2	1	3	1	9	0	0	0	0	1	0	0	0	0	0	0	0	0	0	0	0
A.Jones	2	1	3	0	0	0	1	0	0	0	0	0	0	0	0	0	0	0	0	0	0
E.Walden	2	0	2	1	2	2	1	0	0	0	0	0	0	0	0	0	0	0	0	0	0
D.Butler	2	0	2	0	0	1	0	0	1	0	0	0	0	0	0	0	0	0	0	0	0
J.Chapman	1	0	1	0	0	0	0	0	0	0	0	0	0	0	0	0	0	0	0	0	0
C.Redding	1	0	1	0	0	0	0	0	0	0	0	0	0	0	0	0	0	0	0	0	0
M.Adams	1	0	1	0	0	0	0	0	0	0	0	0	0	0	0	0	0	0	0	0	0
R.Jean Francois	0	1	1	0	0	0	0	0	0	0	0	0	0	0	0	0	0	0	0	0	0
S.Phillips	0	0	0	0	0	0	1	0	0	0	0	0	0	0	0	0	0	0	0	0	0
D.McDonald	0	0	0	0	0	0	0	0	0	0	0	1	0	0	0	0	0	0	0	0	0
D.Moncrief	0	0	0	0	0	0	0	0	0	0	0	0	0	0	0	0	2	0	0	0	0
<b>Total</b>	<b>41</b>	<b>13</b>	<b>54</b>	<b>2</b>	<b>11</b>	<b>3</b>	<b>3</b>	<b>0</b>	<b>7</b>	<b>1</b>	<b>1</b>	<b>1</b>	<b>0</b>	<b>0</b>	<b>0</b>	<b>0</b>	<b>2</b>	<b>0</b>	<b>0</b>	<b>0</b>	<b>0</b>

**TKL = Tackle AST = Assist COMB = Combined QH=QB Hit IN = Interception PD = Pass Defense FF = Forced Fumble FR = Fumble Recovery**

**Denver Broncos**

**Regular Defensive Plays**

**Special Teams**

**Misc**

	TKL	AST	COMB	SK	/ YDS	TFL	QH	IN	PD	FF	FR	TKL	AST	FF	FR	BL	TKL	AST	FF	FR	
V.Miller	5	1	6	0	0	2	1	0	0	0	0	0	0	0	0	0	0	0	0	0	0
S.Johnson	5	1	6	0	0	0	0	0	0	0	0	1	0	0	0	0	0	0	0	0	0
B.Marshall	4	2	6	0	0	1	0	0	0	0	0	0	0	0	0	0	0	0	0	0	0
T.Davis	3	3	6	0	0	0	0	0	0	0	0	0	0	0	0	0	0	0	0	0	0
A.Talib	4	0	4	0	0	0	0	0	1	0	0	0	0	0	0	0	0	0	0	0	0
D.Ware	3	1	4	0	0	0	0	0	0	0	0	0	0	0	0	0	0	0	0	0	0
M.Jackson	1	3	4	0	0	0	1	0	0	0	0	0	0	0	0	0	0	0	0	0	0
C.Harris	3	0	3	0	0	0	0	0	1	0	0	0	0	0	0	0	0	0	0	0	0
D.Bruton	3	0	3	0	0	0	0	0	0	0	0	0	0	0	0	0	0	0	0	0	0
D.Wolfe	2	1	3	0	0	0	1	0	0	0	0	0	0	0	0	0	0	0	0	0	0
M.Austin	2	1	3	0	0	0	0	0	0	0	0	0	0	0	0	0	0	0	0	0	0
T.Knighton	1	2	3	0	0	0	1	0	0	0	0	0	0	0	0	0	0	0	0	0	0
T.Ward	2	0	2	0	0	0	0	0	2	0	0	0	0	0	0	0	0	0	0	0	0
B.Roby	2	0	2	0	0	0	0	1	1	0	0	0	0	0	0	0	0	0	0	0	0
R.Moore	2	0	2	0	0	0	0	1	1	0	0	0	0	0	0	0	0	0	0	0	0
L.McCray	1	1	2	0	0	0	0	0	0	0	0	0	0	0	0	0	0	0	0	0	0
S.Williams	1	0	1	0	0	0	0	0	0	0	0	0	0	0	0	0	0	0	0	0	0
O.Bolden	0	0	0	0	0	0	0	0	0	0	0	2	0	0	0	0	0	0	0	0	0
C.Nelson	0	0	0	0	0	0	0	0	0	0	0	1	0	0	0	0	0	0	0	0	0
J.Stewart	0	0	0	0	0	0	0	0	0	0	0	1	0	0	0	0	0	0	0	0	0
M.Ramirez	0	0	0	0	0	0	0	0	0	0	0	0	0	0	0	0	1	0	0	0	0
<b>Total</b>	<b>44</b>	<b>16</b>	<b>60</b>	<b>0</b>	<b>0</b>	<b>3</b>	<b>4</b>	<b>2</b>	<b>6</b>	<b>0</b>	<b>0</b>	<b>5</b>	<b>0</b>	<b>0</b>	<b>0</b>	<b>0</b>	<b>1</b>	<b>0</b>	<b>0</b>	<b>0</b>	<b>0</b>

**Indianapolis Colts vs Denver Broncos**  
**1/11/2015 at Sports Authority Field at Mile High**

# First Half Summary

PERIOD SCORES

Colts	0	14	=	14
Broncos	7	3	=	10

TIME OF POSSESSION

Colts	17:13
Broncos	12:47

**Scoring Plays**

Team	Qtr	Time	Play Description (Extra Point) (Drive Info)	Visitor	Home
Broncos	1	10:00	D.Thomas 1 yd. pass from P.Manning (C.Barth kick) (7-68, 3:37)	0	7
Colts	2	14:14	D.Herron 6 yd. run (A.Vinatieri kick) (9-73, 5:05)	7	7
Colts	2	7:23	D.Allen 3 yd. pass from A.Luck (A.Vinatieri kick) (8-41, 3:41)	14	7
Broncos	2	0:02	C.Barth 45 yd. Field Goal (7-25, 1:26)	14	10

	Indianapolis Colts	Denver Broncos
<b>TOTAL FIRST DOWNS</b>	13	11
First Downs Rushing-Passing-by Penalty	3 - 8 - 2	4 - 4 - 3
<b>THIRD DOWN EFFICIENCY</b>	2-6-33%	1-7-14%
<b>TOTAL NET YARDS</b>	201	136
Total Offensive Plays	37	33
<b>NET YARDS RUSHING</b>	64	74
<b>NET YARDS PASSING</b>	137	62
Gross Yards Passing	137	71
Times thrown-yards lost attempting to pass	0-0	1-9
<b>Pass Attempts-Completions-Had Intercepted</b>	24 - 16 - 1	18 - 7 - 0
<b>Punts-Number and Average</b>	2 - 40.5	3 - 41
<b>Penalties-Number and Yards</b>	7 - 43	2 - 8
<b>Fumbles-Number and Lost</b>	0 - 0	1 - 1
<b>Red Zone Efficiency</b>	2-2-100%	1-1-100%
<b>Average Drive Start</b>	IND 30	DEN 26

**Indianapolis Colts**

**Denver Broncos**

Indianapolis Colts										Denver Broncos									
<b>RUSHING</b>										<b>RUSHING</b>									
	ATT	YDS	AVG	LG	TD		ATT	YDS	AVG	LG	TD								
D.Herron	11	43	3.9	8	1	C.Anderson	12	66	5.5	22	0								
A.Luck	2	21	10.5	20	0	R.Hillman	2	8	4.0	10	0								
Total	13	64	4.9	20	1	Total	14	74	5.3	22	0								
<b>PASSING</b>										<b>PASSING</b>									
	ATT	CMP	YDS	SK/YD	TD	LG	IN	RT			ATT	CMP	YDS	SK/YD	TD	LG	IN	RT	
A.Luck	24	16	137	0/0	1	23	1	78.0	P.Manning	18	7	71	1/9	1	32	0	69.4		
Total	24	16	137	0/0	1	23	1	78.0	Total	18	7	71	1/9	1	32	0	69.4		
<b>PASS RECEIVING</b>										<b>PASS RECEIVING</b>									
	TAR	REC	YDS	AVG	LG	TD		TAR	REC	YDS	AVG	LG	TD						
D.Herron	6	6	25	4.2	10	0	E.Sanders	7	3	34	11.3	17	0						
D.Allen	3	3	18	6.0	18	1	C.Anderson	2	2	4	2.0	2	0						
T.Hilton	4	2	43	21.5	23	0	J.Thomas	2	1	32	32.0	32	0						
C.Fleener	4	2	17	8.5	14	0	D.Thomas	7	1	1	1.0	1	1						
D.Moncrief	3	1	22	22.0	22	0													
H.Nicks	1	1	9	9.0	9	0													
J.Doyle	2	1	3	3.0	3	0													
Z.Tipton	1	0	0	0.0	0	0													
Total	24	16	137	8.6	23	1	Total	18	7	71	10.1	32	1						

**Indianapolis Colts**

**Regular Defensive Plays**

**Special Teams**

**Misc**

	TKL	AST	COMB	SK	YDS	TFL	Q	IN	PD	FF	FR	TKL	AST	FF	FR	BL	TKL	AST	FF	FR
D.Jackson	7	0	7	0	0	0	0	0	0	0	0	0	0	0	0	0	0	0	0	0
L.Landry	3	1	4	0	0	0	0	0	0	0	0	0	0	0	0	0	0	0	0	0
V.Davis	2	0	2	0	0	0	0	0	2	0	0	0	0	0	0	0	0	0	0	0
J.Freeman	1	1	2	0	0	0	0	0	0	0	1	0	0	0	0	0	0	0	0	0
<b>Total</b>	<b>13</b>	<b>2</b>	<b>15</b>	<b>0</b>	<b>0</b>	<b>0</b>	<b>0</b>	<b>0</b>	<b>2</b>	<b>0</b>	<b>1</b>	<b>0</b>	<b>0</b>	<b>0</b>	<b>0</b>	<b>0</b>	<b>0</b>	<b>0</b>	<b>0</b>	<b>0</b>





Play By Play

# First Quarter

1/11/2015

DEN wins the coin toss and elects to defer. IND elects to Receive, and DEN elects to defend the south goal.

B.McManus kicks 65 yards from DEN 35 to end zone, Touchback.

**Indianapolis Colts at 15:00**

- 1-10-IND 20 (15:00) (No Huddle, Shotgun) A.Luck pass short middle to D.Herron to IND 28 for 8 yards (S.Johnson).
- 2-2-IND 28 (14:29) A.Luck pass incomplete short left to C.Fleener.
- 3-2-IND 28 (14:24) (Shotgun) A.Luck scrambles up the middle to IND 29 for 1 yard (D.Ware).
- 4-1-IND 29 (13:44) P.McAfee punts 39 yards to DEN 32, Center-M.Overton, out of bounds.

**Denver Broncos at 13:37**

- 1-10-DEN 32 (13:37) (Shotgun) C.Anderson up the middle to DEN 37 for 5 yards (A.Jones).
- 2-5-DEN 37 (13:08) (No Huddle) C.Anderson right tackle to DEN 37 for no gain (J.Chapman). DEN-C.Anderson was injured during the play.
- 3-5-DEN 37 (12:21) (Shotgun) P.Manning pass short middle to E.Sanders to DEN 40 for 3 yards (D.Jackson) [A.Jones].

*PENALTY on IND-A.Jones, Roughing the Passer, 15 yards, enforced at DEN 40.*

X1

- 1-10-IND 45 (11:59) C.Anderson up the middle to IND 36 for 9 yards (D.Jackson).
- 2-1-IND 36 (11:22) C.Anderson up the middle to IND 34 for 2 yards (D.Jackson).
- 1-10-IND 34 (10:40) P.Manning pass deep left to J.Thomas pushed ob at IND 2 for 32 yards (L.Landry).
- 1-2-IND 2 (10:09) (Shotgun) P.Manning pass incomplete short right to J.Thomas.

R2

P3

*PENALTY on IND-M.Adams, Defensive Holding, 1 yard, enforced at IND 2 - No Play.*

X4

- 1-1-IND 1 (10:04) **P.Manning pass short left to D.Thomas for 1 yard, TOUCHDOWN.**

P5

C.Barth extra point is GOOD, Center-A.Brewer, Holder-B.Colquitt.

**IND 0 DEN 7, 7 plays, 68 yards, 2 penalties, 3:37 drive, 5:00 elapsed**

B.McManus kicks 65 yards from DEN 35 to end zone, Touchback.

**Indianapolis Colts at 10:00**

- 1-10-IND 20 (10:00) A.Luck pass short middle to D.Herron to IND 24 for 4 yards (B.Marshall).
- 2-6-IND 24 (9:19) (No Huddle, Shotgun) A.Luck pass short right to C.Fleener pushed ob at IND 27 for 3 yards (A.Talib).
- 3-3-IND 27 (8:51) A.Luck pass short left to D.Allen to IND 45 for 18 yards (C.Harris).
- 1-10-IND 45 (8:14) A.Luck pass short middle to D.Herron to IND 47 for 2 yards (T.Ward).
- 2-8-IND 47 (7:38) A.Luck pass short middle to H.Nicks to DEN 44 for 9 yards (B.Roby).
- 1-10-DEN 44 (6:52) (No Huddle, Shotgun) A.Luck pass incomplete short left to Z.Tipton.
- 2-10-DEN 44 (6:47) A.Luck pass short left to D.Herron to DEN 46 for -2 yards (B.Marshall).
- 3-12-DEN 46 (6:02) (Shotgun) A.Luck pass incomplete short left to J.Doyle.
- 4-12-DEN 46 (5:59) P.McAfee punts 42 yards to DEN 4, Center-M.Overton, downed by IND-D.Moncrief.

P1

P2

*Penalty on DEN-J.Stewart, Running Into the Kicker, declined.*

**Denver Broncos at 5:47**

- 1-10-DEN 4 (5:47) C.Anderson up the middle pushed ob at DEN 26 for 22 yards (V.Davis).
- 1-10-DEN 26 (5:14) C.Anderson left tackle to DEN 24 for -2 yards (E.Walden).
- 2-12-DEN 24 (4:38) (Shotgun) P.Manning pass incomplete deep left to E.Sanders (V.Davis).
- 3-12-DEN 24 (4:33) (Shotgun) P.Manning pass incomplete deep right to D.Thomas.
- 4-12-DEN 24 (4:28) B.Colquitt punts 48 yards to IND 28, Center-A.Brewer. J.Cribbs to IND 27 for -1 yards (O.Bolden).

R6

**Indianapolis Colts at 4:19**

- 1-10-IND 27 (4:19) D.Herron left tackle to IND 28 for 1 yard (B.Marshall; M.Jackson).
- 2-9-IND 28 (3:42) (Shotgun) A.Luck pass short middle to T.Hilton to IND 48 for 20 yards (R.Moore).
- 1-10-IND 48 (3:01) D.Herron up the middle to DEN 49 for 3 yards (M.Jackson).
- 2-7-DEN 49 (2:25) A.Luck pass short left to C.Fleener ran ob at DEN 35 for 14 yards (D.Bruton).
- 1-10-DEN 35 (2:08) A.Luck pass short left to D.Allen to DEN 38 for -3 yards (T.Davis; V.Miller).
- 2-13-DEN 38 (1:22) (Shotgun) A.Luck pass deep middle to T.Hilton to DEN 15 for 23 yards (D.Bruton).
- 1-10-DEN 15 (:48) D.Herron left end to DEN 9 for 6 yards (M.Austin).

P3

P4

P5

**END OF QUARTER**

	Score	Time Poss	First Downs				Efficiencies	
			R	P	X	T	3 Down	4 Down
Indianapolis Colts	0	9:55	0	5	0	5	1/3	0/0
Denver Broncos	7	5:05	2	2	2	6	0/2	0/0

## Second Quarter

1/11/2015

## Play By Play

Indianapolis Colts continued.

2-4-DEN 9 (15:00) (Shotgun) D.Herron up the middle to DEN 6 for 3 yards (D.Ware).

3-1-DEN 6 (14:19) **D.Herron left end for 6 yards, TOUCHDOWN.**

R6

A.Vinatieri extra point is GOOD, Center-M.Overton, Holder-P.McAfee.

IND 7 DEN 7, 9 plays, 73 yards, 5:05 drive, 0:46 elapsed

P.McAfee kicks 65 yards from IND 35 to end zone, Touchback.

## Denver Broncos at 14:14

1-10-DEN 20 (14:14) (Shotgun) C.Anderson right tackle to DEN 21 for 1 yard (C.Redding).

2-9-DEN 21 (13:42) (No Huddle, Shotgun) P.Manning pass short middle to E.Sanders to DEN 35 for 14 yards (D.Jackson).

P7

1-10-DEN 35 (13:19) (No Huddle, Shotgun) P.Manning pass short left to C.Anderson pushed ob at DEN 37 for 2 yards (V.Davis).2-8-DEN 37 (12:56) (No Huddle, Shotgun) *PENALTY on IND-J.Newsome, Neutral Zone Infraction, 5 yards, enforced at DEN 37 - No Play.*

2-3-DEN 42 (12:40) (Shotgun) R.Hillman up the middle to IND 48 for 10 yards (L.Landry).

R8

1-10-IND 48 (11:59) R.Hillman left end pushed ob at 50 for -2 yards (D.Butler).

2-12-50 (11:17) (No Huddle, Shotgun) P.Manning pass incomplete short left to J.Thomas.

3-12-50 (11:12) (Shotgun) P.Manning sacked at DEN 41 for -9 yards (J.Newsome). FUMBLES (J.Newsome), RECOVERED by IND-J.Freeman at DEN 41. J.Freeman to DEN 41 for no gain (M.Ramirez).

## Indianapolis Colts at 11:04

1-10-DEN 41 (11:04) A.Luck pass short right to J.Doyle to DEN 38 for 3 yards (V.Miller). flea-flicker

2-7-DEN 38 (10:26) (Shotgun) A.Luck pass short middle to D.Herron to DEN 28 for 10 yards (S.Johnson).

P7

1-10-DEN 28 (9:52) (Shotgun) *PENALTY on IND-K.Holmes, False Start, 5 yards, enforced at DEN 28 - No Play.*

1-15-DEN 33 (9:38) (Shotgun) D.Herron right tackle to DEN 30 for 3 yards (B.Marshall).

2-12-DEN 30 (8:57) A.Luck pass deep right to D.Moncrief to DEN 8 for 22 yards (C.Harris) [T.Knighton].

P8

*Penalty on DEN-C.Harris, Defensive Holding, declined.*1-8-DEN 8 (8:33) (Shotgun) D.Herron up the middle to DEN 6 for 2 yards (D.Wolfe; D.Ware).

2-6-DEN 6 (7:49) (Shotgun) A.Luck pass incomplete short left to T.Hilton [D.Wolfe].

3-6-DEN 6 (7:42) (Shotgun) A.Luck pass incomplete short right to T.Hilton.

*PENALTY on DEN-A.Talib, Defensive Holding, 3 yards, enforced at DEN 6 - No Play.*

X9

1-3-DEN 3 (7:34) A.Luck pass incomplete short right to D.Moncrief.2-3-DEN 3 (7:28) **(Shotgun) A.Luck pass short left to D.Allen for 3 yards, TOUCHDOWN.**

P10

A.Vinatieri extra point is GOOD, Center-M.Overton, Holder-P.McAfee.

IND 14 DEN 7, 8 plays, 41 yards, 1 penalty, 3:41 drive, 7:37 elapsed

P.McAfee kicks 65 yards from IND 35 to end zone, Touchback.

## Denver Broncos at 7:23

1-10-DEN 20 (7:23) P.Manning pass incomplete deep right to E.Sanders.

2-10-DEN 20 (7:17) C.Anderson right tackle to DEN 21 for 1 yard (D.Jackson).

3-9-DEN 21 (6:33) (No Huddle, Shotgun) P.Manning pass incomplete deep right to E.Sanders.

4-9-DEN 21 (6:28) B.Colquitt punts 39 yards to IND 40, Center-A.Brewer. J.Cribbs to IND 49 for 9 yards (C.Nelson).

## Indianapolis Colts at 6:18

1-10-IND 49 (6:18) *PENALTY on IND-L.Louis, False Start, 5 yards, enforced at IND 49 - No Play.*

1-15-IND 44 (6:18) (Shotgun) A.Luck scrambles right end ran ob at DEN 36 for 20 yards (B.Marshall).

R11

*PENALTY on DEN-A.Talib, Defensive Holding, 5 yards, enforced at DEN 36.*

X12

1-10-DEN 31 (5:52) D.Herron up the middle to DEN 25 for 6 yards (C.Harris).

2-4-DEN 25 (5:17) (Shotgun) D.Herron up the middle to DEN 25 for no gain (T.Davis).

3-4-DEN 25 (4:44) (No Huddle, Shotgun) A.Luck pass incomplete short right to C.Fleener.

4-4-DEN 25 (4:38) A.Vinatieri 44 yard field goal is No Good, Wide Right, Center-M.Overton, Holder-P.McAfee.

## Denver Broncos at 4:33

1-10-DEN 34 (4:33) (Shotgun) C.Anderson up the middle to DEN 48 for 14 yards (D.Jackson).

R9

1-10-DEN 48 (4:08) (No Huddle, Shotgun) C.Anderson left guard to IND 47 for 5 yards (L.Landry).

2-5-IND 47 (3:46) C.Anderson left guard to IND 44 for 3 yards (D.Jackson).

3-2-IND 44 (3:01) (Shotgun) P.Manning pass incomplete deep right to W.Welker.

*PENALTY on IND-V.Davis, Defensive Holding, 5 yards, enforced at IND 44 - No Play.*

X10

**Indianapolis Colts vs Denver Broncos at Sports Authority Field at Mile High**

- 1-10-IND 39 (2:55) (Shotgun) P.Manning pass incomplete deep left to D.Thomas.
- 2-10-IND 39 (2:50) (Shotgun) P.Manning pass incomplete short right to D.Thomas.
- 3-10-IND 39 (2:47) (Shotgun) P.Manning pass incomplete deep right to E.Sanders.
- 4-10-IND 39 (2:42) B.Colquitt punts 36 yards to IND 3, Center-A.Brewer, downed by DEN-J.Tamme.

**Indianapolis Colts at 2:32**

- 1-10-IND 3 (2:32) A.Luck pass short middle to D.Herron to IND 6 for 3 yards (S.Johnson).

Two-Minute Warning

- 2-7-IND 6 (2:00) D.Herron left end pushed ob at IND 14 for 8 yards (T.Davis). R13
- 1-10-IND 14 (1:54) (Shotgun) A.Luck pass short left to D.Herron to IND 16 for 2 yards (B.Roby).  
*PENALTY on IND-A.Castanzo, Offensive Holding, 7 yards, enforced at IND 14 - No Play.*
- 1-17-IND 7 (1:47) (Shotgun) A.Luck pass incomplete short right to T.Hilton.
- 2-17-IND 7 (1:44) (Shotgun) D.Herron right tackle to IND 12 for 5 yards (V.Miller).  
Timeout #1 by DEN at 01:37.
- 3-12-IND 12 (1:37) (Shotgun) A.Luck pass deep middle intended for D.Moncrief INTERCEPTED by B.Roby at DEN 47. B.Roby to DEN 49 for 2 yards (D.Moncrief).

**Denver Broncos at 1:28**

- 1-10-DEN 49 (1:28) (Shotgun) P.Manning pass incomplete short right to D.Thomas.
- 2-10-DEN 49 (1:23) (Shotgun) C.Anderson up the middle to IND 45 for 6 yards (L.Landry; J.Freeman).
- 3-4-IND 45 (:49) (No Huddle, Shotgun) P.Manning pass deep middle to E.Sanders to IND 28 for 17 yards (G.Toler). P11  
Timeout #2 by DEN at 00:41.
- 1-10-IND 28 (:41) (Shotgun) P.Manning pass short right to C.Anderson to IND 26 for 2 yards (J.Freeman).
- 2-8-IND 26 (:18) (No Huddle, Shotgun) P.Manning pass incomplete deep right to D.Thomas.
- 3-8-IND 26 (:13) (Shotgun) P.Manning pass incomplete deep left to D.Thomas (V.Davis). IND-V.Davis was injured during the play.  
Timeout #1 by IND at 00:07.
- 4-8-IND 26 (:07) **C.Barth 45 yard field goal is GOOD, Center-A.Brewer, Holder-B.Colquitt.**

<b>IND 14 DEN 10, 7 plays, 25 yards, 1:26 drive, 14:58 elapsed</b>
--

B.McManus kicks 32 yards from DEN 35 to IND 33. Z.Tipton (didn't try to advance) to IND 33 for no gain (J.Stewart).

**END OF QUARTER**

	Score	Time Poss	First Downs				Efficiencies	
			R	P	X	T	3 Down	4 Down
<b>Indianapolis Colts</b>	<b>14</b>	<b>7:18</b>	<b>3</b>	<b>3</b>	<b>2</b>	<b>8</b>	<b>1/3</b>	<b>0/0</b>
<b>Denver Broncos</b>	<b>10</b>	<b>7:42</b>	<b>2</b>	<b>2</b>	<b>1</b>	<b>5</b>	<b>1/5</b>	<b>0/0</b>



## Third Quarter

1/11/2015

## Play By Play

DEN elects to Receive, and IND elects to defend the South goal.

P.McAfee kicks 65 yards from IND 35 to end zone, Touchback.

## Denver Broncos at 15:00

- 1-10-DEN 20 (15:00) (Shotgun) C.Anderson left guard to DEN 21 for 1 yard (A.Jones).  
 2-9-DEN 21 (14:31) (Shotgun) P.Manning pass short right to V.Green to DEN 25 for 4 yards (D.Butler).  
 3-5-DEN 25 (13:54) (No Huddle, Shotgun) P.Manning pass incomplete deep right to E.Sanders (G.Toler).  
 4-5-DEN 25 (13:45) B.Colquitt punts 47 yards to IND 28, Center-A.Brewer, out of bounds.

## Indianapolis Colts at 13:37

- 1-10-IND 28 (13:37) A.Luck pass short right to D.Allen to IND 40 for 12 yards (T.Ward) P14  
1-10-IND 40 (13:01) (Shotgun) A.Luck pass incomplete short left to D.Moncrief.  
 2-10-IND 40 (12:56) (Shotgun) A.Luck pass short middle to Z.Tipton to DEN 48 for 12 yards (A.Talib) P15  
1-10-DEN 48 (12:15) D.Herron right tackle to DEN 44 for 4 yards (D.Ware).  
 2-6-DEN 44 (11:40) A.Luck pass incomplete short left to R.Wayne.  
 3-6-DEN 44 (11:35) (Shotgun) A.Luck pass short middle to D.Moncrief to DEN 34 for 10 yards (B.Roby) P16  
1-10-DEN 34 (10:56) A.Luck pass short middle to D.Herron to DEN 30 for 4 yards (M.Austin).  
 2-6-DEN 30 (10:17) (Shotgun) A.Luck pass incomplete short left to H.Nicks.  
*PENALTY on IND-D.Herron, Illegal Use of Hands, 10 yards, enforced at DEN 30 - No Play.*  
 2-16-DEN 40 (10:12) (Shotgun) A.Luck pass incomplete short middle to T.Hilton (T.Ward).  
 3-16-DEN 40 (10:05) (Shotgun) A.Luck pass deep middle to C.Fleener to DEN 8 for 32 yards (D.Bruton) P17  
1-8-DEN 8 (9:20) (Shotgun) A.Luck left end for 8 yards, TOUCHDOWN NULLIFIED by Penalty.  
*PENALTY on IND-K.Holmes, Offensive Holding, 10 yards, enforced at DEN 8 - No Play.*  
 1-18-DEN 18 (9:14) (Shotgun) A.Luck pass short left to D.Herron to DEN 15 for 3 yards (T.Davis).  
 2-15-DEN 15 (8:29) (Shotgun) A.Luck pass short right to H.Nicks for 15 yards, TOUCHDOWN. P18  
 A.Vinatieri extra point is GOOD, Center-M.Overton, Holder-P.McAfee.

<b>IND 21 DEN 10, 11 plays, 72 yards, 5:16 drive, 6:39 elapsed</b>
--

P.McAfee kicks 65 yards from IND 35 to end zone, Touchback.

## Denver Broncos at 8:21

- 1-10-DEN 20 (8:21) (Shotgun) P.Manning pass short left to E.Sanders to DEN 23 for 3 yards (D.Jackson).  
 2-7-DEN 23 (7:55) (No Huddle, Shotgun) C.Anderson right guard to DEN 25 for 2 yards (D.Jackson; A.Jones).  
 3-5-DEN 25 (7:14) (Shotgun) P.Manning pass incomplete short middle to W.Welker.  
 4-5-DEN 25 (7:10) B.Colquitt punts 44 yards to IND 31, Center-A.Brewer. J.Cribbs to IND 30 for -1 yards (O.Bolden). FUMBLES (O.Bolden), RECOVERED by DEN-A.Caldwell at IND 30. A.Caldwell to IND 30 for no gain (D.McDonald). The Replay Official challenged the fumble ruling, and the play was REVERSED.  
 B.Colquitt punts 44 yards to IND 31, Center-A.Brewer. J.Cribbs to IND 30 for -1 yards (O.Bolden).

## Indianapolis Colts at 7:04

- 1-10-IND 30 (7:04) T.Hilton left end pushed ob at IND 31 for 1 yard (L.McCray).  
 2-9-IND 31 (6:37) (Shotgun) A.Luck pass short right to T.Hilton to IND 42 for 11 yards (A.Talib) P19  
1-10-IND 42 (6:03) D.Herron right end to IND 39 for -3 yards (V.Miller).  
 2-13-IND 39 (5:28) (Shotgun) A.Luck pass incomplete short left to D.Moncrief [M.Jackson].  
 3-13-IND 39 (5:23) (Shotgun) A.Luck pass deep right intended for D.Moncrief INTERCEPTED by R.Moore at DEN 24. R.Moore to DEN 24 for no gain (D.Moncrief).

## Denver Broncos at 5:13

- 1-10-DEN 24 (5:13) (Shotgun) P.Manning pass short right to E.Sanders to DEN 25 for 1 yard (J.Freeman).  
 2-9-DEN 25 (4:40) (Shotgun) P.Manning pass short right to J.Thomas to DEN 29 for 4 yards (G.Toler).  
 3-5-DEN 29 (4:06) (Shotgun) *PENALTY on IND-S.Phillips, Neutral Zone Infraction, 4 yards, enforced at DEN 29 - No Play.*  
 3-1-DEN 33 (3:49) C.Anderson right tackle to DEN 35 for 2 yards (J.Freeman, J.Newsome) R12  
1-10-DEN 35 (3:20) (No Huddle, Shotgun) P.Manning pass short middle to J.Thomas to DEN 41 for 6 yards (D.Jackson).  
 2-4-DEN 41 (2:56) (No Huddle, Shotgun) P.Manning pass short middle to J.Thomas to DEN 45 for 4 yards (L.Landry) P13  
1-10-DEN 45 (2:32) (No Huddle, Shotgun) P.Manning pass short left to D.Thomas to IND 45 for 10 yards (V.Davis) P14  
1-10-IND 45 (2:03) (No Huddle, Shotgun) C.Anderson left guard to IND 44 for 1 yard (D.Jackson).  
 2-9-IND 44 (1:38) (Shotgun) P.Manning pass incomplete short right to V.Green.  
 3-9-IND 44 (1:36) (No Huddle, Shotgun) P.Manning pass short right to D.Thomas to IND 36 for 8 yards (G.Toler).

**Indianapolis Colts vs Denver Broncos at Sports Authority Field at Mile High**

4-1-IND 36

(:38) C.Anderson right guard to IND 29 for 7 yards (V.Davis).

R15

**END OF QUARTER**

	Score	Time	First Downs				Efficiencies	
		Poss	R	P	X	T	3 Down	4 Down
<b>Indianapolis Colts</b>	<b>21</b>	<b>7:07</b>	<b>0</b>	<b>6</b>	<b>0</b>	<b>6</b>	<b>2/3</b>	<b>0/0</b>
<b>Denver Broncos</b>	<b>10</b>	<b>7:53</b>	<b>2</b>	<b>2</b>	<b>0</b>	<b>4</b>	<b>1/4</b>	<b>1/1</b>

## Fourth Quarter

1/11/2015

## Play By Play

Denver Broncos continued.

- 1-10-IND 29 (15:00) (Shotgun) C.Anderson left guard to IND 28 for 1 yard (J.Newsome).  
 2-9-IND 28 (14:31) (No Huddle, Shotgun) P.Manning pass short left to E.Sanders pushed ob at IND 23 for 5 yards (V.Davis).  
 3-4-IND 23 (13:59) (No Huddle, Shotgun) P.Manning pass incomplete short right to E.Sanders (D.Butler).  
 4-4-IND 23 (13:55) **C.Barth 41 yard field goal is GOOD, Center-A.Brewer, Holder-B.Colquitt.**

IND 21 DEN 13, 14 plays, 53 yards, 1 penalty, 6:23 drive, 1:10 elapsed

B.McManus kicks 73 yards from DEN 35 to IND -8. J.Cribbs to IND 24 for 32 yards (S.Johnson).

## Indianapolis Colts at 13:50, (1st play from scrimmage 13:45)

- 1-10-IND 24 (13:45) (Shotgun) A.Luck pass incomplete short middle to D.Moncrief (C.Harris).  
 2-10-IND 24 (13:41) A.Luck pass incomplete deep middle to T.Hilton (A.Talib).  
 3-10-IND 24 (13:36) (Shotgun) A.Luck pass incomplete short right to C.Fleener (T.Ward).  
 4-10-IND 24 (13:31) P.McAfee punts 42 yards to DEN 34, Center-M.Overton. W.Welker to DEN 33 for -1 yards (D.McDonald).

## Denver Broncos at 13:21

- 1-10-DEN 33 (13:21) (Shotgun) P.Manning pass incomplete short left to E.Sanders (V.Davis).  
 2-10-DEN 33 (13:16) (Shotgun) P.Manning pass short right to E.Sanders to DEN 36 for 3 yards (L.Landry).  
 3-7-DEN 36 (12:34) (Shotgun) P.Manning pass incomplete short left to E.Sanders (V.Davis).  
 4-7-DEN 36 (12:30) B.Colquitt punts 30 yards to IND 34, Center-A.Brewer, out of bounds.

## Indianapolis Colts at 12:20

- 1-10-IND 34 (12:20) D.Herron left guard to IND 35 for 1 yard (S.Johnson).  
 2-9-IND 35 (11:37) (Shotgun) A.Luck pass deep middle to T.Hilton to DEN 47 for 18 yards (A.Talib) [V.Miller]. P20  
 1-10-DEN 47 (10:57) D.Herron left guard to DEN 41 for 6 yards (S.Johnson).  
 2-4-DEN 41 (10:22) Z.Tipton left guard to DEN 36 for 5 yards (B.Marshall; T.Knighton). R21  
 1-10-DEN 36 (9:43) Z.Tipton right guard to DEN 27 for 9 yards (M.Jackson; S.Johnson).  
 2-1-DEN 27 (9:06) D.Herron up the middle to DEN 24 for 3 yards (D.Wolfe). R22  
 1-10-DEN 24 (8:24) A.Luck pass short right to J.Doyle pushed ob at DEN 16 for 8 yards (R.Moore).  
 2-2-DEN 16 (7:46) D.Herron left guard to DEN 15 for 1 yard (D.Wolfe).  
 3-1-DEN 15 (7:02) (Shotgun) D.Herron up the middle to DEN 13 for 2 yards (T.Knighton). R23  
 1-10-DEN 13 (6:22) D.Herron up the middle to DEN 12 for 1 yard (S.Williams).  
 2-9-DEN 12 (5:41) A.Luck pass short right to J.Doyle pushed ob at DEN 9 for 3 yards (T.Davis; L.McCray).  
 3-6-DEN 9 (4:53) (Shotgun) D.Herron right tackle to DEN 12 for -3 yards (V.Miller).  
 4-9-DEN 12 (4:11) **A.Vinatieri 30 yard field goal is GOOD, Center-M.Overton, Holder-P.McAfee.**

IND 24 DEN 13, 13 plays, 54 yards, 8:14 drive, 10:54 elapsed

P.McAfee kicks 65 yards from IND 35 to end zone, Touchback.

## Denver Broncos at 4:06

- 1-10-DEN 20 (4:06) (Shotgun) P.Manning pass short right to J.Thomas pushed ob at DEN 24 for 4 yards (G.Toler).  
 2-6-DEN 24 (4:02) (No Huddle, Shotgun) P.Manning pass short middle to W.Welker to DEN 44 for 20 yards (M.Adams). P16  
 1-10-DEN 44 (3:39) (No Huddle, Shotgun) P.Manning pass short right to C.Anderson to DEN 46 for 2 yards (J.Freeman; G.Toler).  
 2-8-DEN 46 (3:14) (No Huddle, Shotgun) P.Manning pass incomplete deep middle to A.Caldwell (V.Davis).  
 3-8-DEN 46 (3:09) (No Huddle, Shotgun) P.Manning pass incomplete short middle to D.Thomas [S.Phillips].  
 4-8-DEN 46 (3:04) (No Huddle, Shotgun) P.Manning pass short middle to C.Anderson to IND 47 for 7 yards (L.Landry; R.Jean Francois).  
 Denver challenged the first down ruling, and the play was Upheld. The ruling on the field was confirmed. (Timeout #1 at 02:50.)

## Indianapolis Colts at 2:50

- 1-10-IND 46 (2:50) Change of direction. Referee appears to have misspotted the ball on the IND 46. D.Herron up the middle to 50 for 4 yards (M.Austin; T.Knighton).  
 Timeout #2 by DEN at 02:45.  
 2-6-50 (2:45) D.Herron left tackle to DEN 46 for 4 yards (M.Jackson; T.Davis).  
 Timeout #3 by DEN at 02:39.  
 3-2-DEN 46 (2:39) D.Herron right guard to DEN 46 for no gain (V.Miller).

## Two-Minute Warning

- 4-2-DEN 46 (2:00) P.McAfee punts 46 yards to end zone, Center-M.Overton, Touchback.

## Denver Broncos at 1:52

- 1-10-DEN 20 (1:52) (Shotgun) P.Manning pass short middle to D.Thomas to DEN 36 for 16 yards (G.Toler). P17

**Indianapolis Colts vs Denver Broncos at Sports Authority Field at Mile High**

Timeout #1 by IND at 01:42.

- 1-10-DEN 36 (1:42) (Shotgun) P.Manning pass short left to C.Anderson to DEN 37 for 1 yard (V.Davis).
- 2-9-DEN 37 (1:16) (No Huddle, Shotgun) P.Manning pass short middle to J.Thomas to DEN 40 for 3 yards (V.Davis).
- 3-6-DEN 40 (:54) (No Huddle, Shotgun) P.Manning pass short middle to C.Anderson to IND 45 for 15 yards (L.Landry; J.Freeman). P18
- 1-10-IND 45 (:54) P.Manning spiked the ball to stop the clock.
- 2-10-IND 45 (:34) (Shotgun) P.Manning sacked at IND 47 for -2 yards (E.Walden).
- 3-12-IND 47 (:09) (Shotgun) P.Manning pass short left to D.Thomas to IND 23 for 24 yards (J.Freeman; V.Davis). P19

**END OF QUARTER**

		<b>Time Poss</b>	<b>First Downs</b>				<b>Efficiencies</b>	
	<b>Score</b>		<b>R</b>	<b>P</b>	<b>X</b>	<b>T</b>	<b>3 Down</b>	<b>4 Down</b>
<b>Indianapolis Colts</b>	<b>24</b>	<b>9:41</b>	<b>3</b>	<b>1</b>	<b>0</b>	<b>4</b>	<b>1/4</b>	<b>0/0</b>
<b>Denver Broncos</b>	<b>13</b>	<b>5:19</b>	<b>0</b>	<b>4</b>	<b>0</b>	<b>4</b>	<b>2/5</b>	<b>0/1</b>



# Miscellaneous Statistics Report

Indianapolis Colts vs Denver Broncos  
1/11/2015 at Sports Authority Field at Mile High

## Ten Longest Plays for Indianapolis Colts

Yards	Qtr	Play Start	Play Description
32	3	3-16-DEN 40	(10:05) (Shotgun) A.Luck pass deep middle to C.Fleener to DEN 8 for 32 yards (D.Bruton).
25	2	1-15-IND 44	(6:18) (Shotgun) A.Luck scrambles right end ran ob at DEN 36 for 20 yards (B.Marshall). PENALTY on DEN-A.Talib, Defensive Holding, 5 yards, enforced at DEN 36.
23	1	2-13-DEN 38	(1:22) (Shotgun) A.Luck pass deep middle to T.Hilton to DEN 15 for 23 yards (D.Bruton).
22	2	2-12-DEN 30	(8:57) A.Luck pass deep right to D.Moncrief to DEN 8 for 22 yards (C.Harris) [T.Knighton]. Penalty on DEN-C.Harris, Defensive Holding, declined.
20	1	2-9-IND 28	(3:42) (Shotgun) A.Luck pass short middle to T.Hilton to IND 48 for 20 yards (R.Moore).
18	1	3-3-IND 27	(8:51) A.Luck pass short left to D.Allen to IND 45 for 18 yards (C.Harris).
18	4	2-9-IND 35	(11:37) (Shotgun) A.Luck pass deep middle to T.Hilton to DEN 47 for 18 yards (A.Talib) [V.Miller].
15	3	2-15-DEN 15	(8:29) (Shotgun) A.Luck pass short right to H.Nicks for 15 yards, TOUCHDOWN.
14	1	2-7-DEN 49	(2:25) A.Luck pass short left to C.Fleener ran ob at DEN 35 for 14 yards (D.Bruton).
12	3	1-10-IND 28	(13:37) A.Luck pass short right to D.Allen to IND 40 for 12 yards (T.Ward).

## Ten Longest Plays for Denver Broncos

Yards	Qtr	Play Start	Play Description
32	1	1-10-IND 34	(10:40) P.Manning pass deep left to J.Thomas pushed ob at IND 2 for 32 yards (L.Landry).
24	4	3-12-IND 47	(:09) (Shotgun) P.Manning pass short left to D.Thomas to IND 23 for 24 yards (J.Freeman; V.Davis).
22	1	1-10-DEN 4	(5:47) C.Anderson up the middle pushed ob at DEN 26 for 22 yards (V.Davis).
20	4	2-6-DEN 24	(4:02) (No Huddle, Shotgun) P.Manning pass short middle to W.Welker to DEN 44 for 20 yards (M.Adams).
18	1	3-5-DEN 37	(12:21) (Shotgun) P.Manning pass short middle to E.Sanders to DEN 40 for 3 yards (D.Jackson) [A.Jones].
17	2	3-4-IND 45	(:49) (No Huddle, Shotgun) P.Manning pass deep middle to E.Sanders to IND 28 for 17 yards (G.Toler).
16	4	1-10-DEN 20	(1:52) (Shotgun) P.Manning pass short middle to D.Thomas to DEN 36 for 16 yards (G.Toler).
15	4	3-6-DEN 40	(:54) (No Huddle, Shotgun) P.Manning pass short middle to C.Anderson to IND 45 for 15 yards (L.Landry; J.Freeman).
14	2	2-9-DEN 21	(13:42) (No Huddle, Shotgun) P.Manning pass short middle to E.Sanders to DEN 35 for 14 yards (D.Jackson).
14	2	1-10-DEN 34	(4:33) (Shotgun) C.Anderson up the middle to DEN 48 for 14 yards (D.Jackson).

## Touchdown Scoring Information

		Offense	Defense	Special Teams
<b>VISITOR</b>	Indianapolis Colts	3	0	0
<b>HOME</b>	Denver Broncos	1	0	0

## Player Scoring Information

Club	Player	TD	Rush TD	Rec TD	KO TD	Punt TD	Int TD	Fum TD	Misc TD	FG	XP	2Pt Rush	2Pt Rec	Sfty	Points
IND	D.Herron	0	1	0	0	0	0	0	0	0	0	0	0	0	6
IND	H.Nicks	0	0	1	0	0	0	0	0	0	0	0	0	0	6
IND	D.Allen	0	0	1	0	0	0	0	0	0	0	0	0	0	6
IND	A.Vinatieri	0	0	0	0	0	0	0	0	1	3	0	0	0	6
DEN	C.Barth	0	0	0	0	0	0	0	0	2	1	0	0	0	7
DEN	D.Thomas	0	0	1	0	0	0	0	0	0	0	0	0	0	6

## Possession Detail

	First Half		Second Half		Game	
	Visitor	Home	Visitor	Home	Visitor	Home
Largest Lead	7	7	11	0	11	7
Drives Leading	3	1	5	0	8	1
Time of Possession Leading	2:51	1:28	16:48	0:00	19:39	1:28
Largest Deficit	-7	-7	0	-11	-7	-11
Drives Trailing	2	3	0	6	2	9
Time of Possession Trailing	9:18	4:32	0:00	13:12	9:18	17:44
Times Score Tied Up		1		0		1
Lead Changes		2		0		2


# Playtime Percentage

*Percent of playtime per player on offense, defense and special teams*


## Indianapolis Colts

## Denver Broncos

		Offense	Defense	Special Teams				Offense	Defense	Special Teams				
L Louis	G	75	100%		5	19%	W Montgomery	C	70	100%	3	11%		
J Mewhort	G	75	100%		5	19%	M Ramirez	C	70	100%	3	11%		
K Holmes	C	75	100%				R Clady	T	70	100%	3	11%		
A Castonzo	T	75	100%				O Franklin	G	70	100%	3	11%		
A Luck	QB	75	100%				P Manning	QB	70	100%				
J Reitz	G	75	100%				L Vasquez	G	70	100%				
D Herron	RB	68	91%				D Thomas	WR	68	97%				
T Hilton	WR	63	84%				E Sanders	WR	68	97%				
R Wayne	WR	55	73%				W Welker	WR	56	80%	4	15%		
D Allen	TE	48	64%		4	15%	C Anderson	RB	51	73%				
C Fleener	TE	46	61%				J Thomas	TE	38	54%				
D Moncrief	WR	42	56%		6	22%	V Green	TE	30	43%	14	52%		
J Doyle	TE	25	33%		13	48%	R Hillman	RB	19	27%				
H Nicks	WR	21	28%				C Clark	T	12	17%	3	11%		
Z Tipton	RB	5	7%		18	67%	J Tamme	TE	7	10%	19	70%		
D Arkin	G	2	3%		5	19%	A Caldwell	WR	1	1%	14	52%		
D Jackson	LB			70	100%	3	11%	T Ward	SS		75	100%		
M Adams	SS			70	100%			R Moore	FS		74	99%	5	19%
G Toler	CB			69	99%			A Talib	CB		74	99%		
V Davis	CB			68	97%			C Harris	CB		72	96%		
J Freeman	LB			68	97%			V Miller	LB		63	84%		
L Landry	FS			67	96%			D Ware	DE		54	72%		
E Walden	LB			65	93%			T Knighton	NT		48	64%	7	26%
D Butler	CB			58	83%			D Wolfe	DE		48	64%	5	19%
J Newsome	LB			50	71%	4	15%	M Jackson	DE		45	60%	5	19%
C Redding	DE			49	70%	3	11%	D Bruton	FS		41	55%	24	89%
A Jones	DT			46	66%	3	11%	B Roby	CB		40	53%		
R Jean Francois	DE			30	43%	4	15%	B Marshall	LB		39	52%		
B Werner	LB			26	37%			T Davis	LB		36	48%	6	22%
J Chapman	NT			13	19%	5	19%	S Johnson	LB		35	47%	20	74%
S Phillips	LB			11	16%			S Williams	DT		32	43%	5	19%
M Hughes	NT			7	10%	10	37%	L McCray	LB		29	39%	13	48%
A Jackson	LB			2	3%	22	81%	M Austin	NT		20	27%	6	22%
J Gordy	CB			1	1%	18	67%	L Barrow	LB				24	89%
A Studebaker	LB					24	89%	O Bolden	CB				22	81%
C Anderson	SS					22	81%	K Webster	CB				20	74%
J McNary	LB					22	81%	C Nelson	LB				15	56%
D McDonald	DB					21	78%	J Bush	SS				12	44%
S Brown	FS					18	67%	A Brewer	LS				9	33%
J Cribbs	WR					15	56%	J Stewart	RB				9	33%
P McAfee	P					14	52%	B Colquitt	P				9	33%
M Hill	RB					14	52%	B Garland	G				8	30%
M Overton	LS					9	33%	B McManus	K				4	15%
A Shipley	C					5	19%	C Barth	K				3	11%
A Vinatieri	K					5	19%							



# DENVER BRONCOS (12-4) vs. INDIANAPOLIS COLTS (12-5)



SUNDAY, JAN. 11, 2015 • 2:40 P.M. MST • SPORTS AUTHORITY FIELD AT MILE HIGH • DENVER

No.	Player	Pos.
1	Connor Barth	K
4	Britton Colquitt	P
8	Brandon McManus	K
10	Emmanuel Sanders	WR
12	Andre Caldwell	WR
14	Cody Latimer	WR
17	Brock Osweiler	QB
18	Peyton Manning	QB
20	Josh Bush	S
21	Aqib Talib	CB
22	C.J. Anderson	RB
23	Ronnie Hillman	RB
25	Chris Harris Jr.	CB
26	Rahim Moore	S
27	Jeremy Stewart	RB
29	Bradley Roby	CB
30	David Bruton Jr.	S
31	Omar Bolden	CB
32	Tony Carter	CB
36	Kayvon Webster	CB
40	Juwan Thompson	RB
43	T.J. Ward	S
46	Aaron Brewer	LS
51	Todd Davis	LB
52	Corey Nelson	LB
53	Steven Johnson	LB
54	Brandon Marshall	LB
55	Lerentee McCray	LB
57	Lamin Barrow	LB
58	Von Miller	LB
63	Ben Garland	G
64	Will Montgomery	C
65	Louis Vasquez	T
66	Manny Ramirez	G/C
71	Paul Cornick	T
74	Orlando Franklin	G
75	Chris Clark	T
76	Marvin Austin Jr.	DT
78	Ryan Clady	T
79	Michael Schofield	TE
80	Julius Thomas	TE
83	Wes Welker	WR
84	Jacob Tamme	TE
85	Virgil Green	TE
86	Dominique Jones	TE
88	Demaryius Thomas	WR
92	Sylvester Williams	DT
93	Quanterus Smith	DE
94	DeMarcus Ware	DE
95	Derek Wolfe	DE
96	Mitch Unrein	DE
97	Malik Jackson	DT
98	Terrance Knighton	DT

**PRONUNCIATION GUIDE**

LAMIN Barrow . . . la-MEAN  
 David BRUTON Jr. . . . BRUTE-in  
 Ryan CLADY . . . CLAY-dee  
 Adam GASE . . . gace  
 MALIK Jackson . . . MUH-LEEK  
 LERENTEE McCray . . . luh-REN-tay  
 Brock OSWEILER . . . OSS-why-lur  
 Michael SCHOFIELD . . . SKO-field  
 QUANTERUS Smith . . . qwan-TERR-us  
 AQIB TALIB . . . UH-keeb TUH-leeb  
 DEMARYIUS Thomas . . . duh-MARE-ee-us  
 Mitch UNREIN . . . UN-rhine  
 LOUIS VASQUEZ . . . Lewis vas-KEZ

**BRONCOS 2014 SCHEDULE**

Wk.	Date	Opponent	Result
1	Sept. 7	vs. Indianapolis	W, 31-24
2	Sept. 14	vs. Kansas City	W, 24-17
3	Sept. 21	at Seattle	L, 20-26 (OT)
4	BYE		
5	Oct. 5	vs. Arizona	W, 41-20
6	Oct. 12	at N.Y. Jets	W, 31-17
7	Oct. 19	vs. San Francisco	W, 42-17
8	Oct. 23	vs. San Diego	W, 35-21
9	Nov. 2	at New England	L, 21-43
10	Nov. 9	at Oakland	W, 41-17
11	Nov. 16	at St. Louis	L, 7-22
12	Nov. 23	vs. Miami	W, 39-36
13	Nov. 30	at Kansas City	W, 29-16
14	Dec. 7	vs. Buffalo	W, 24-17
15	Dec. 14	at San Diego	W, 22-10
16	Dec. 22	at Cincinnati	L, 28-37
17	Dec. 28	vs. Oakland	W, 47-14
WC	BYE		

**BRONCOS INFORMATION**

Owner: . . . . . Pat Bowlen  
 President & CEO: . . . . . Joe Ellis  
 EVP of Football Ops./GM: . . . . . John Elway  
 Year Founded: . . . . . 1960  
 All-Time Record: . . . . . 463-400-10  
 Colors: . . . . . Orange, Broncos Navy Blue, White  
 Stadium: . . . . . Sports Authority Field at Mile High  
 Capacity: . . . . . 76,125

**BRONCOS STATS & RANKINGS**

Points Per Game: . . . . . 30.1 (2nd)  
 Yards Per Game: . . . . . 402.9 (4th)  
 Points Per Game Allowed: . . . . . 22.1 (T-16th)  
 Yards Per Game Allowed: . . . . . 305.2 (3rd)  
 Turnover Margin: . . . . . +5 (T-11th)

**TODAY'S OFFICIALS**

Referee . . . . . Bill Leavy (127)  
 Umpire . . . . . Ruben Fowler (71)  
 Head Linesman . . . . . Jim Mello (48)  
 Line Judge . . . . . Julian Mapp (10)  
 Field Judge . . . . . Steve Zimmer (33)  
 Side Judge . . . . . James Coleman (65)  
 Back Judge . . . . . Steve Freeman (133)  
 Replay Official . . . . . Larry Nemmers  
 Replay Assistant . . . . . Bill Tracy

**BRONCOS OFFENSE**

WR	88 Demaryius Thomas	12 Andre Caldwell
LT	78 Ryan Clady	75 Chris Clark
LG	74 Orlando Franklin	63 Ben Garland
C	64 Will Montgomery	66 Manny Ramirez
RG	66 Manny Ramirez	63 Ben Garland
RT	65 Louis Vasquez	71 Paul Cornick
TE	80 Julius Thomas	85 Virgil Green
		79 Michael Schofield
		84 Jacob Tamme
		86 Dominique Jones
WR	10 Emmanuel Sanders	14 Cody Latimer
WR	83 Wes Welker	12 Andre Caldwell
QB	18 Peyton Manning	17 Brock Osweiler
RB	22 C.J. Anderson	23 Ronnie Hillman
		40 Juwan Thompson
		27 Jeremy Stewart

**COLTS DEFENSE**

DE	90 Cory Redding	99 Ricky Jean Francois
NT	96 Josh Chapman	95 Montori Hughes
DT	97 Arthur Jones	94 Zach Kerr
SLB	93 Erik Walden	91 Jonathan Newsome
Mike	52 D'Qwell Jackson	51 Henoc Muamba
Will	50 Jerrell Freeman	57 Josh McNary
		54 Andrew Jackson
Rush	92 Bjoern Werner	58 Andy Studebaker
		55 Shaun Phillips
LCB	28 Greg Toler	27 Josh Gordy
		25 Jaiil Brown
SS	29 Mike Adams	32 Colt Anderson
FS	38 Sergio Brown	30 LaRon Landry
		31 Dewey McDonald
RCB	21 Vontae Davis	20 Darius Butler
		40 Sheldon Price

**BRONCOS SPECIALISTS**

PK	1 Connor Barth
KO	8 Brandon McManus
P	4 Britton Colquitt
H	4 Britton Colquitt
LS	46 Aaron Brewer
PR	83 Wes Welker
	10 Emmanuel Sanders
KR	31 Omar Bolden
	12 Andre Caldwell

**BRONCOS DEFENSE**

LDE	95 Derek Wolfe	97 Malik Jackson
DT	92 Sylvester Williams	96 Mitch Unrein
NT	98 Terrance Knighton	76 Marvin Austin Jr.
RDE	94 DeMarcus Ware	93 Quanterus Smith
SLB	58 Von Miller	55 Lerentee McCray
MLB	53 Steven Johnson	57 Lamin Barrow
WLB	54 Brandon Marshall	51 Todd Davis
		52 Corey Nelson
LCB	21 Aqib Talib	29 Bradley Roby
		32 Tony Carter
RCB	25 Chris Harris Jr.	36 Kayvon Webster
		31 Omar Bolden
SS	43 T.J. Ward	20 Josh Bush
FS	26 Rahim Moore	30 David Bruton Jr.

**COLTS OFFENSE**

WR	87 Reggie Wayne	14 Hakeem Nicks
LT	74 Anthony Castonzo	71 Xavier Nixon
LG	75 Jack Mewhort	60 Lance Louis
		65 David Arkin
C	62 Khaled Holmes	72 Jonotthan Harrison
		63 A.Q. Shipley
RG	60 Lance Louis	65 David Arkin
RT	76 Joe Reitz	71 Xavier Nixon
TE	83 Dwayne Allen	84 Jack Doyle
WR	13 T.Y. Hilton	10 Donte Moncrief
QB	12 Andrew Luck	8 Matt Hasselbeck
TE	80 Coby Fleener	
RB	34 Trent Richardson	36 Daniel Herron
		37 Zurlon Tipton
		23 Michael Hill

**COLTS SPECIALISTS**

P	1 Pat McAfee
PK	4 Adam Vinatieri
H	1 Pat McAfee
LS	45 Matt Overton
KR	16 Josh Cribbs
	36 Daniel Herron
PR	16 Josh Cribbs
	13 T.Y. Hilton

**COLTS 2014 SCHEDULE**

Wk.	Date	Opponent	Result
1	Sept. 7	at Denver	L, 24-31
2	Sept. 15	vs. Philadelphia	L, 27-30
3	Sept. 21	at Jacksonville	W, 44-17
4	Sept. 28	vs. Tennessee	W, 41-17
5	Oct. 5	vs. Baltimore	W, 20-13
6	Oct. 9	at Houston	W, 33-28
7	Oct. 19	vs. Cincinnati	W, 27-0
8	Oct. 26	at Pittsburgh	L, 34-51
9	Nov. 3	at N.Y. Giants	W, 40-24
10	BYE		
11	Nov. 16	vs. New England	L, 20-42
12	Nov. 23	vs. Jacksonville	W, 23-3
13	Nov. 30	vs. Washington	W, 49-27
14	Dec. 7	at Cleveland	W, 25-24
15	Dec. 14	vs. Houston	W, 17-10
16	Dec. 21	at Dallas	L, 7-42
17	Dec. 28	at Tennessee	W, 27-10
WC	Jan. 4	vs. Cincinnati	W, 26-10

**COLTS INFORMATION**

Owner/CEO: . . . . . Jim Irsay  
 General Manager: . . . . . Ryan Grigson  
 Year Founded: . . . . . 1953  
 All-Time Record: . . . . . 507-447-7  
 Colors: . . . . . Royal Blue and White  
 Stadium: . . . . . Lucas Oil Stadium  
 Capacity: . . . . . 63,000

**COLTS STATISTICS**

Points Per Game: . . . . . 28.6 (6th)  
 Yards Per Game: . . . . . 406.6 (3rd)  
 Points Per Game Allowed: . . . . . 23.1 (19th)  
 Yards Per Game Allowed: . . . . . 342.7 (11th)  
 Turnover Margin: . . . . . -5 (T-22nd)

**COLTS NUMERICAL**

No.	Player	Pos.
1	Pat McAfee	P
4	Adam Vinatieri	K
8	Matt Hasselbeck	QB
10	Donte Moncrief	WR
12	Andrew Luck	QB
13	T.Y. Hilton	WR
14	Hakeem Nicks	WR
16	Josh Cribbs	RS
20	Darius Butler	CB
21	Vontae Davis	CB
23	Michael Hill	RB
25	Jaiil Brown	CB
27	Josh Gordy	CB
28	Greg Toler	CB
29	Mike Adams	S
30	LaRon Landry	S
31	Dewey McDonald	S
32	Colt Anderson	S
34	Trent Richardson	RB
36	Daniel Herron	RB
37	Zurlon Tipton	RB
38	Sergio Brown	S
40	Sheldon Price	CB
45	Matt Overton	LS
50	Jerrell Freeman	ILB
51	Henoc Muamba	ILB
52	D'Qwell Jackson	ILB
54	Andrew Jackson	ILB
55	Shaun Phillips	OLB
57	Josh McNary	ILB
58	Andy Studebaker	OLB
60	Lance Louis	G
62	Khaled Holmes	C/G
63	A.Q. Shipley	C
65	David Arkin	G
71	Xavier Nixon	T
72	Jonotthan Harrison	C
74	Anthony Castonzo	T
75	Jack Mewhort	T/G
76	Joe Reitz	G
80	Coby Fleener	TE
83	Dwayne Allen	TE
84	Jack Doyle	TE
87	Reggie Wayne	WR
90	Cory Redding	DE
91	Jonathan Newsome	OLB
92	Bjoern Werner	OLB
93	Erik Walden	OLB
94	Zach Kerr	NT
95	Montori Hughes	DT
96	Josh Chapman	NT
97	Arthur Jones	DT
99	Ricky Jean Francois	DT

**PRONUNCIATION GUIDE**

KHALED Holmes . . . . . CALL-id  
 Ricky JEAN FRANCOIS . . . . . Zhon fran-SWAH  
 Jack MEWHORT . . . . . MYOU-hort  
 Donte MONCRIEF . . . . . MON-creef  
 HENOC MUAMBA . . . . . E-nock Moo-wom-ba  
 Joe REITZ . . . . . vin-uh-TARE-ee  
 Adam VINATIERI . . . . . vin-uh-TARE-ee  
 BJOERN WERNER . . . . . bee-YORN VERN-er



**BRONCOS/COLTS SERIES INFO**

All-Time Meetings: . . . . . 23  
 Denver Record: . . . . . 12-11 (Postseason: 0-2)  
 Last Game: . . . . . at Den. 31, Ind. 24 (9/7/14)  
 Current Den. Streak: . . . . . Won 1  
 Last Den. Home W: . . . . . at Den. 31, Ind. 24 (9/7/14)  
 Last Den. Home L: . . . . . Ind. 27, at Den. 13 (9/26/10)  
 Most Den. Pts.: . . . . . 35 (10/3/93): at Den. 35, Ind. 13  
 Most Ind. Pts.: . . . . . 55 (10/31/88): at Ind. 55, Den. 23



**BRONCOS ALPHABETICAL**

No.	Player	Pos.
22	Anderson, C.J.	RB
76	Austin Jr., Marvin	DT
57	Barrow, Lamin	LB
1	Barth, Connor	K
31	Bolden, Omar	CB
46	Brewer, Aaron	LS
30	Bruton Jr., David	S
20	Bush, Josh	S
12	Caldwell, Andre	WR
32	Carter, Tony	CB
78	Clady, Ryan	T
75	Clark, Chris	T
4	Colquitt, Britton	P
71	Cornick, Paul	T
51	Davis, Todd	LB
74	Franklin, Orlando	G
63	Garland, Ben	G
85	Green, Virgil	TE
25	Harris Jr., Chris	CB
23	Hillman, Ronnie	RB
97	Jackson, Malik	DE
53	Johnson, Steven	LB
86	Jones, Dominique	TE
98	Knighton, Terrance	DT
14	Latimer, Cody	WR
18	Manning, Peyton	QB
54	Marshall, Brandon	LB
55	McCray, Lerentee	LB
8	McManus, Brandon	K
58	Miller, Von	LB
64	Montgomery, Will	C
26	Moore, Rahim	S
52	Nelson, Corey	LB
17	Osweiler, Brock	QB
66	Ramirez, Manny	G/C
29	Roby, Bradley	CB
10	Sanders, Emmanuel	WR
79	Schofield, Michael	T
93	Smith, Quanterus	DE
27	Stewart, Jeremy	RB
21	Talib, Aqib	CB
84	Tamme, Jacob	TE
88	Thomas, Demaryius	WR
80	Thomas, Julius	TE
40	Thompson, Juwan	RB
96	Unrein, Mitch	DT
65	Vasquez, Louis	T
43	Ward, T.J.	S
94	Ware, DeMarcus	DE
36	Webster, Kayvon	CB
83	Welker, Wes	WR
92	Williams, Sylvester	DT
95	Wolfe, Derek	DE

**DENVER BRONCOS NUMERICAL**

No.	Player	Pos.	Ht.	Wt.	Age	NFL Exp.	College	How Acq.
1	Connor Barth	K	5-11	200	28	7	North Carolina	FA-'14
4	Britton Colquitt	P	6-3	205	29	6	Tennessee	FA-'09
8	Brandon McManus	K	6-3	201	23	1	Temple	FA-'14
10	Emmanuel Sanders	WR	5-11	180	27	5	Southern Methodist	UFA-'14
12	Andre Caldwell	WR	6-0	200	29	7	Florida	UFA-'12
14	Cody Latimer	WR	6-2	215	22	R	Indiana	D2-'14
17	Brock Osweiler	QB	6-8	240	24	3	Arizona State	D2b-'12
18	Peyton Manning	QB	6-5	230	38	17	Tennessee	FA-'12
20	Josh Bush	S	5-11	205	25	3	Wake Forest	FA-'14
21	Aqib Talib	CB	6-1	205	28	7	Kansas	UFA-'14
22	C.J. Anderson	RB	5-8	224	23	2	California	CFA-'13
23	Ronnie Hillman	RB	5-10	195	23	3	San Diego State	D3-'12
25	Chris Harris Jr.	CB	5-10	199	25	3	Kansas	CFA-'11
26	Rahim Moore	S	6-1	195	24	4	UCLA	D2a-'11
27	Jeremy Stewart	RB	5-11	215	25	3	Stanford	FA-'14
29	Bradley Roby	CB	5-11	194	22	R	Ohio State	D1-'14
30	David Bruton Jr.	S	6-2	217	27	6	Notre Dame	D4a-'09
31	Omar Bolden	CB	5-10	195	26	3	Arizona State	D4a-'12
32	Tony Carter	CB	5-9	175	28	6	Florida State	FA-'11
36	Kayvon Webster	CB	5-11	198	23	2	South Florida	D3-'13
40	Juwan Thompson	RB	5-11	225	22	R	Duke	CFA-'14
43	T.J. Ward	S	5-10	200	28	5	Oregon	UFA-'14
46	Aaron Brewer	LS	6-5	230	24	3	San Diego State	CFA-'12
51	Todd Davis	LB	6-1	230	22	R	Sacramento State	W-'14
52	Corey Nelson	LB	6-1	226	22	R	Oklahoma	D7-'14
53	Steven Johnson	LB	6-1	237	26	3	Kansas	CFA-'12
54	Brandon Marshall	LB	6-1	250	25	3	Nevada	FA-'13
55	Lerentee McCray	LB	6-3	249	24	2	Florida	CFA-'13
57	Lamin Barrow	LB	6-1	237	24	R	Louisiana State	D5-'14
58	Von Miller	LB	6-3	250	25	4	Texas A&M	D1-'11
63	Ben Garland	G	6-5	308	26	1	Air Force	CFA-'10
64	Will Montgomery	C	6-3	304	31	9	Virginia Tech	FA-'14
65	Louis Vasquez	T	6-5	335	27	6	Texas Tech	UFA-'13
66	Manny Ramirez	G/C	6-3	320	31	8	Texas Tech	FA-'11
71	Paul Cornick	T	6-6	310	25	1	North Dakota State	FA-'12
74	Orlando Franklin	G	6-7	320	27	4	Miami	D2b-'11
75	Chris Clark	T	6-5	305	29	6	Southern Mississippi	W-'10
76	Marvin Austin Jr.	DT	6-2	312	26	4	North Carolina	FA-'14
78	Ryan Clady	T	6-6	315	28	7	Boise State	D1-'08
79	Michael Schofield	T	6-6	301	24	R	Michigan	D3-'14
80	Julius Thomas	TE	6-5	250	26	4	Portland State	D4b-'11
83	Wes Welker	WR	5-9	185	33	11	Texas Tech	UFA-'13
84	Jacob Tamme	TE	6-3	230	29	7	Kentucky	UFA-'12
85	Virgil Green	TE	6-5	255	26	4	Nevada	D7a-'11
86	Dominique Jones	TE	6-3	270	27	3	Shepherd	FA-'14
88	Demaryius Thomas	WR	6-3	229	27	5	Georgia Tech	D1a-'10
92	Sylvester Williams	DT	6-2	313	26	2	North Carolina	D1-'13
93	Quanterus Smith	DE	6-5	255	25	2	Western Kentucky	D5a-'13
94	DeMarcus Ware	DE	6-4	258	32	10	Troy	UFA-'14
95	Derek Wolfe	DE	6-5	285	24	3	Cincinnati	D2a-'12
96	Mitch Unrein	DT	6-4	306	27	4	Wyoming	FA-'10
97	Malik Jackson	DE	6-5	293	25	3	Tennessee	D5-'12
98	Terrance Knighton	DT	6-3	331	28	6	Temple	UFA-'13

D- Drafted; UFA- Unrestricted free agent; FA- Veteran free agent; CFA- College free agent; T- Trade; W- Waivers.

**HEAD COACH:** John Fox (4th year). **Asst. Coaches:** Jack Del Rio (Defensive Coordinator), Adam Gase (Offensive Coordinator), Jeff Rodgers (Special Teams Coordinator), Clancy Barone (Tight Ends), Chris Beake (Defensive Asst.), Brian Callahan (Offensive Asst.), James Cregg (Asst. Offensive Line), Mike Eubanks (Asst. Strength), Sam Garnes (Asst. Secondary), Jason George (Asst. Strength), Bo Hardagree (Quality Control - Offense), Greg Knapp (Quarterbacks), Anthony Lomando (Asst. Strength), Dave Magazu (Offensive Line), Luke Richesson (Strength & Conditioning), Jay Rodgers (Defensive Line), Richard Smith (Linebackers), Eric Stutesville (Running Backs), Derius Swinton (Asst. Special Teams), Tyke Tolbert (Wide Receivers), Cory Udlin (Secondary).



**INDIANAPOLIS COLTS NUMERICAL**

No.	Player	Pos.	Ht.	Wt.	Age	NFL Exp.	College	How Acq.
1	Pat McAfee	P	6-1	240	27	6	West Virginia	D7-'09
4	Adam Vinatieri	K	6-0	209	42	19	South Dakota State	UFA-'06
8	Matt Hasselbeck	QB	6-4	235	39	16	Boston College	FA-'13
10	Donte Moncrief	WR	6-2	221	21	R	Mississippi	D3-'14
12	Andrew Luck	QB	6-4	240	25	3	Stanford	D1-'12
13	T.Y. Hilton	WR	5-9	178	25	3	Florida International	D3-'12
14	Hakeem Nicks	WR	6-1	208	26	6	North Carolina	UFA-'14
16	Josh Cribbs	RS	6-1	192	31	10	Kent State	FA-'14
20	Darius Butler	CB	5-10	188	28	6	Connecticut	FA-'12
21	Vontae Davis	CB	5-11	207	26	6	Illinois	T-'12
23	Michael Hill	RB	5-10	210	25	2	Missouri Western State	FA-'14
25	Jalil Brown	CB	6-1	207	27	4	Colorado	FA-'14
27	Josh Gordy	CB	5-11	195	27	4	Central Michigan	T-'12
28	Greg Toler	CB	6-0	190	30	6	St. Paul's	UFA-'13
29	Mike Adams	S	5-11	200	33	11	Delaware	FA-'14
30	LaRon Landry	S	6-0	226	30	8	LSU	UFA-'13
31	Dewey McDonald	S	6-0	220	24	R	California (PA)	FA-'14
32	Colt Anderson	S	5-10	194	29	5	Montana	FA-'14
34	Trent Richardson	RB	5-9	225	24	3	Alabama	T-'13
36	Daniel Herron	RB	5-10	212	25	2	Ohio State	FA-'13
37	Zurlon Tipton	RB	6-0	231	24	R	Central Michigan	FA-'14
38	Sergio Brown	S	6-2	218	26	5	Notre Dame	W-'12
40	Sheldon Price	CB	6-2	198	23	1	UCLA	FA-'13
45	Matt Overton	LS	6-1	241	29	3	Western Washington	FA-'12
50	Jerrell Freeman	ILB	6-0	240	28	3	Mary Hardin-Baylor	FA-'12
51	Henoc Muamba	ILB	6-0	242	25	R	St. Francis Xavier	FA-'14
52	D'Qwell Jackson	ILB	6-0	240	31	9	Maryland	FA-'14
54	Andrew Jackson	ILB	6-1	254	22	R	Western Kentucky	D6-'14
55	Shaun Phillips	OLB	6-3	255	33	11	Purdue	W-'14
57	Josh McNary	ILB	6-0	251	26	1	Army	FA-'13
58	Andy Studebaker	OLB	6-3	255	29	7	Wheaton	FA-'13
60	Lance Louis	G	6-3	330	29	5	San Diego State	FA-'14
62	Khaled Holmes	C/G	6-3	309	24	2	USC	D4-'13
63	A.Q. Shipley	C	6-1	307	28	3	Penn State	W-'14
65	David Arkin	G	6-5	307	27	4	Missouri State	FA-'14
71	Xavier Nixon	T	6-6	330	24	2	Florida	FA-'13
72	Jonotthan Harrison	C	6-4	308	23	R	Florida	FA-'14
74	Anthony Castonzo	T	6-7	311	26	4	Boston College	D1-'11
75	Jack Mewhort	T/G	6-6	308	23	R	Ohio State	D2-'14
76	Joe Reitz	G	6-7	325	29	4	Western Michigan	FA-'10
80	Coby Fleener	TE	6-6	251	26	3	Stanford	D2-'12
83	Dwayne Allen	TE	6-3	265	24	3	Clemson	D3-'12
84	Jack Doyle	TE	6-6	267	24	2	Western Kentucky	W-'13
87	Reggie Wayne	WR	6-0	203	36	14	Miami (FL)	D1-'01
90	Cory Redding	DE	6-4	318	34	12	Texas	UFA-'12
91	Jonathan Newsome	OLB	6-3	251	23	R	Ball State	D5-'14
92	Bjoern Werner	OLB	6-3	257	24	2	Florida State	D1-'13
93	Erik Walden	OLB	6-2	250	29	7	Middle Tennessee St.	UFA-'13
94	Zach Kerr	NT	6-2	335	24	R	Delaware	FA-'14
95	Montori Hughes	DT	6-4	350	24	2	Tennessee-Martin	D5-'13
96	Josh Chapman	NT	6-0	340	24	3	Alabama	D5-'12
97	Arthur Jones	DT	6-3	337	28	5	Syracuse	UFA-'14
99	Ricky Jean Francois	DT	6-3	297	28	6	LSU	UFA-'13

D- Drafted; UFA- Unrestricted free agent; FA- Veteran free agent; CFA- College free agent; T- Trade; W- Waivers.

**HEAD COACH:** Chuck Pagano (3rd year). **Asst. Coaches:** Pep Hamilton (Offensive Coordinator), Greg Manuskay (Defensive Coordinator), Tom McMahon (Special Teams Coordinator), Roy Anderson (Safeties Coach), Tim Berbenich (Offensive Assistant), Brant Boyer (Assistant Special Teams Coach), Clyde Christensen (Quarterbacks Coach), Rob Chudzinski (Special Assistant to the Head Coach), Gary Emanuel (Defensive Line Coach), Jeff FitzGerald (Linebackers Coach), Joe Gilbert (Offensive Line Coach), Mike Gillhamer (Secondary Coach), Frank Giufre (Offensive Quality Control Coach), Richard Howell (Assistant Strength & Conditioning), Hal Hunter (Assistant Offensive Line Coach), Roger Marandino (Strength & Conditioning), Alfredo Roberts (Tight Ends Coach), David Walker (Running Backs Coach), Brad White (Defensive Quality Control Coach), Charlie Williams (Wide Receivers Coach).

**COLTS ALPHABETICAL**

No.	Player	Pos.
29	Adams, Mike	S
83	Allen, Dwayne	TE
32	Anderson, Colt	S
65	Arkin, David	G
25	Brown, Jalil	CB
38	Brown, Sergio	S
20	Butler, Darius	CB
74	Castonzo, Anthony	T
96	Chapman, Josh	NT
16	Cribbs, Josh	RS
21	Davis, Vontae	CB
84	Doyle, Jack	TE
80	Fleener, Coby	TE
50	Freeman, Jerrell	ILB
27	Gordy, Josh	CB
72	Harrison, Jonotthan	C
8	Hasselbeck, Matt	QB
36	Herron, Daniel	RB
23	Hill, Michael	RB
13	Hilton, T.Y.	WR
62	Holmes, Khaled	C/G
95	Hughes, Montori	DT
54	Jackson, Andrew	ILB
52	Jackson, D'Qwell	ILB
99	Jean Francois, Ricky	DT
97	Jones, Arthur	DT
94	Kerr, Zach	NT
30	Landry, LaRon	S
60	Louis, Lance	G
12	Luck, Andrew	QB
1	McAfee, Pat	P
31	McDonald, Dewey	S
57	McNary, Josh	ILB
75	Mewhort, Jack	T/G
10	Moncrief, Donte	WR
51	Muamba, Henoc	ILB
91	Newsome, Jonathan	OLB
14	Nicks, Hakeem	WR
71	Nixon, Xavier	T
45	Overton, Matt	LS
55	Phillips, Shaun	OLB
40	Price, Sheldon	CB
90	Redding, Cory	DE
76	Reitz, Joe	G
34	Richardson, Trent	RB
63	Shipley, A.Q.	C
58	Studebaker, Andy	OLB
37	Tipton, Zurlon	RB
28	Toler, Greg	CB
4	Vinatieri, Adam	K
93	Walden, Erik	OLB
87	Wayne, Reggie	WR
92	Werner, Bjoern	OLB



## TEAM STATS

### COLTS

	FIRST DOWNS			TOTAL OFF.		RUSHING		PASSING			INT BY IND		PUNT RETURNS			KO RETURNS			PEN.		FUM.		SCORING					T.O.P.					
	T	R	Pa	YDS	PLYS	YDS	ATT	YDS	SKYD	ATT	NO	YDS	TD	NO	YDS	FC	TD	NO	YDS	TD	NO	YDS	NO/LT	TD	TD	TDr	TDr		TDtr	PAT	2-PT	FG	
9/7 @ Denver	24	2	20	408	70	54	14	354	3	16	0	0	5	24	0	0	0	0	9	45	1/0	3	1	2	0	3	3	0	0	0	27:36		
9/15 PHILADELPHIA	25	7	14	341	72	169	38	172	0	0	1	0	4	44	0	0	2	54	4	70	2/1	3	0	3	0	3	3	0	0	2	36:15		
9/22 @ Jacksonville	27	5	22	529	74	144	29	385	2	5	2	40	0	3	0	0	0	0	8	46	0/0	5	0	4	1	5	5	0	0	3	37:03		
9/28 TENNESSEE	31	7	21	498	82	105	41	393	0	0	2	14	0	2	0	0	2	61	0	88	0/0	5	1	4	0	5	5	0	0	2	42:21		
10/5 BALTIMORE	26	6	19	432	80	127	30	305	1	7	1	29	0	3	2	0	1	25	6	83	4/2	2	1	1	0	2	2	0	0	2	38:43		
10/9 @ Houston	27	6	18	456	82	93	35	363	3	7	0	0	4	39	2	0	3	79	0	57	1/1	4	1	3	0	3	3	0	1	2	36:49		
10/19 CINCINNATI	27	11	15	506	78	171	34	335	2	9	0	0	2	13	6	0	1	27	5	51	2/2	3	1	2	0	3	3	0	0	2	39:43		
10/26 @ Pittsburgh	26	2	17	448	57	63	10	385	2	15	0	0	1	16	1	0	5	122	5	43	1/0	4	1	3	0	4	4	0	0	2	20:17		
11/3 @ NY Giants	22	5	15	443	71	98	24	354	1	9	0	0	0	0	0	3	36	0	30	4	30	3/0	4	0	4	0	4	4	0	4	33:03		
11/16 NEW ENGLAND	17	1	14	322	56	19	12	303	1	0	2	10	0	0	0	2	53	0	4	27	1/0	2	0	2	0	2	2	0	0	2	25:39		
11/23 JACKSONVILLE	24	12	9	389	72	175	35	253	5	39	0	42	0	2	0	2	64	0	6	54	6/3	2	1	1	0	2	2	0	0	3	34:05		
11/30 WASHINGTON	19	4	14	487	49	126	21	361	1	9	0	0	3	13	2	0	5	156	10	94	3/2	7	1	5	1	7	7	0	0	2	23:55		
12/7 @ Cleveland	23	6	14	362	76	93	20	294	3	25	2	0	4	0	0	5	141	0	6	40	4/2	3	1	2	0	2	0	1	1	0	2	28:04	
12/14 HOUSTON	20	5	12	378	64	110	28	168	2	19	1	8	0	4	0	2	60	0	7	45	1/1	2	0	2	0	2	2	0	0	1	1	28:55	
12/21 @ Dallas	17	0	12	229	56	1	10	228	2	7	0	0	7	0	0	2	57	0	8	55	1/1	1	0	1	0	1	1	0	0	0	0	24:31	
12/28 @ Tennessee	16	1	15	378	66	64	30	314	1	1	0	0	3	40	2	0	3	130	4	20	1/0	3	0	3	0	3	3	0	0	2	3	33:26	
<b>2014 Totals</b>	<b>371</b>	<b>80</b>	<b>251</b>	<b>6,506</b>	<b>1,105</b>	<b>1,612</b>	<b>416</b>	<b>4,967</b>	<b>29</b>	<b>168</b>	<b>661</b>	<b>410</b>	<b>16</b>	<b>12</b>	<b>143</b>	<b>1</b>	<b>38</b>	<b>1,065</b>	<b>0</b>	<b>105</b>	<b>848</b>	<b>31/15</b>	<b>53</b>	<b>9</b>	<b>42</b>	<b>2</b>	<b>50</b>	<b>50</b>	<b>0</b>	<b>3</b>	<b>30</b>	<b>31</b>	<b>31</b>

3rd DOWN EFFICIENCY	9/7 @ Denver	9/15 PHILADELPHIA	9/21 @ Jacksonville	9/28 TENNESSEE	10/5 BALTIMORE	10/9 @ Houston	10/19 CINCINNATI	10/26 @ Pittsburgh	11/3 @ NY Giants	11/16 NEW ENGLAND	11/23 JACKSONVILLE	11/30 WASHINGTON	12/7 @ Cleveland	12/14 HOUSTON	12/21 @ Dallas	12/28 @ Tennessee
	4-13-13%	4-12-33%	8-14-57%	7-14-50%	7-15-47%	8-16-50%	5-13-38%	5-10-50%	5-13-38%	5-13-38%	9-17-53%	5-8-63%	5-15-33%	5-13-38%	5-13-38%	5-16-31%

### OPPONENTS

	FIRST DOWNS			TOTAL OFF.		RUSHING		PASSING			INT BY OPP.		PUNT RETURNS			KO RETURNS			PEN.		FUM.		SCORING					T.O.P.					
	T	R	Pa	YDS	PLYS	YDS	ATT	YDS	SKYD	ATT	NO	YDS	TD	NO	YDS	FC	TD	NO	YDS	TD	NO	YDS	NO/LT	TD	TD	TDr	TDr		TDtr	PAT	2-PT	FG	
9/7 @ Denver	24	8	13	361	69	102	32	269	1	10	2	17	0	4	0	0	0	0	7	70	2/0	4	1	3	0	4	4	0	0	1	32:24		
9/15 PHILADELPHIA	24	9	13	468	64	127	27	331	0	0	1	8	0	4	25	0	1	21	0	11	90	0/0	3	2	1	0	3	3	0	0	3	23:45	
9/22 @ Jacksonville	18	6	10	344	55	105	20	239	4	17	0	0	0	0	0	0	26	0	2	15	1/1	2	0	2	0	2	2	0	0	1	22:57		
9/28 TENNESSEE	16	4	9	261	47	85	16	176	3	18	2	1	7	0	0	0	0	0	6	68	2/1	2	1	1	0	2	2	0	0	1	17:39		
10/5 BALTIMORE	15	4	9	287	57	90	15	197	4	38	2	2	21	0	0	2	51	0	5	36	2/2	1	1	0	0	1	1	0	0	2	21:17		
10/9 @ Houston	18	7	9	332	52	136	24	196	5	16	0	1	8	0	0	0	0	0	5	66	2/2	4	2	1	1	4	4	0	0	1	23:11		
10/19 CINCINNATI	8	1	5	135	54	32	12	103	4	23	0	0	0	0	0	3	80	0	4	20	1/0	0	0	0	0	0	0	0	0	0	0	20:17	
10/26 @ Pittsburgh	34	7	25	639	81	117	32	522	0	0	2	33	1	3	29	7	15	0	10	59	2/2	7	0	6	1	7	7	0	0	0	39:43		
11/3 @ NY Giants	22	5	17	438	75	89	20	359	3	10	0	0	0	0	3	4	88	0	4	30	3/1	3	1	2	0	3	3	0	0	1	26:57		
11/16 NEW ENGLAND	33	17	13	503	74	246	44	257	0	0	1	10	0	6	0	1	21	0	5	53	0/0	6	4	2	0	6	6	0	0	0	34:21		
11/23 JACKSONVILLE	11	6	5	194	54	80	23	114	4	32	0	0	0	0	0	0	0	0	6	43	2/1	0	0	0	0	0	0	0	0	1	25:55		
11/30 WASHINGTON	24	4	15	425	74	84	21	392	6	51	0	1	8	0	0	1	8	0	10	78	5/1	3	0	3	0	3	3	0	0	2	36:05		
12/7 @ Cleveland	14	6	7	248	63	111	31	137	1	3	2	2	27	1	9	59	0	7	85	0/0	3	1	0	2	3	3	0	0	1	31:56			
12/14 HOUSTON	14	5	7	289	67	137	41	152	1	5	1	5	13	1	4	3	0	0	8	66	2/1	1	0	0	1	1	1	0	0	1	31:05		
12/21 @ Dallas	25	8	15	377	62	127	40	250	1	11	0	2	54	0	3	29	0	0	7	67	1/1	6	1	5	0	6	6	0	0	1	35:29		
12/28 @ Tennessee	9	6	3	192	59	142	24	79	4	29	0	0	0	0	0	5	140	0	4	20	4/1	1	0	0	0	1	1	0	0	1	26:34		
<b>2014 Totals</b>	<b>309</b>	<b>103</b>	<b>175</b>	<b>5,483</b>	<b>1,007</b>	<b>1,810</b>	<b>422</b>	<b>3,773</b>	<b>41</b>	<b>263</b>	<b>544</b>	<b>321</b>	<b>12</b>	<b>16</b>	<b>250</b>	<b>3</b>	<b>26</b>	<b>577</b>	<b>0</b>	<b>101</b>	<b>866</b>	<b>29/14</b>	<b>46</b>	<b>14</b>	<b>26</b>	<b>5</b>	<b>46</b>	<b>46</b>	<b>0</b>	<b>0</b>	<b>15</b>	<b>19</b>	<b>19</b>

3rd DOWN EFFICIENCY	9/7 @ Denver	9/15 PHILADELPHIA	9/21 @ Jacksonville	9/28 TENNESSEE	10/5 BALTIMORE	10/9 @ Houston	10/19 CINCINNATI	10/26 @ Pittsburgh	11/3 @ NY Giants	11/16 NEW ENGLAND	11/23 JACKSONVILLE	11/30 WASHINGTON	12/7 @ Cleveland	12/14 HOUSTON	12/21 @ Dallas	12/28 @ Tennessee
	7-14-50%	5-12-42%	4-10-40%	1-9-11%	7-14-50%	8-13-38%	1-13-8%	8-13-62%	5-13-38%	5-13-38%	9-12-75%	3-12-25%	4-16-25%	4-16-25%	4-16-31%	4-16-25%

\* Punt number and average does not reflect blocks

# REGULAR SEASON STAT PACK

## TEAM SCORING BY QUARTER

	COLTS						Opponents					
	1ST	2ND	3RD	4TH	OT	TOTAL	1ST	2ND	3RD	4TH	OT	TOTAL
9/7 @ Denver	0	7	3	14	0	24	3	21	0	7	0	31
9/15 PHILADELPHIA	7	10	3	7	0	27	3	3	14	10	0	30
9/22 @ Jacksonville	10	20	0	14	0	44	0	0	3	14	0	17
9/28 TENNESSEE	14	6	14	7	0	41	0	10	7	0	0	17
10/5 BALTIMORE	3	3	7	7	0	20	0	3	0	10	0	13
10/9 @ Houston	24	3	6	0	0	33	0	14	7	7	0	28
10/19 CINCINNATI	3	7	7	10	0	27	0	0	0	0	0	0
10/26 @ Pittsburgh	3	17	14	0	0	34	7	28	7	9	0	51
11/3 @NY Giants	3	13	21	3	0	40	0	3	7	14	0	24
11/16 NEW ENGLAND	3	7	3	7	0	20	7	7	14	14	0	42
11/23 JACKSONVILLE	3	3	14	3	0	23	3	0	0	0	0	0
11/30 WASHINGTON	7	14	21	7	0	49	3	7	14	3	0	27
12/7 @ Cleveland	0	7	9	9	0	25	7	7	7	3	0	24
12/14 HOUSTON	0	14	0	3	0	17	7	0	0	3	0	10
12/21 @ Dallas	0	0	0	7	0	0	14	14	7	7	0	42
12/28 @ Tennessee	7	10	0	10	0	27	0	7	3	0	0	10
<b>2014 TOTALS</b>	<b>87</b>	<b>141</b>	<b>122</b>	<b>108</b>	<b>0</b>	<b>451</b>	<b>54</b>	<b>124</b>	<b>90</b>	<b>101</b>	<b>0</b>	<b>366</b>

## GAME-BY-GAME SACKS

PLAYER	9/7	9/15	9/21	9/28	10/4	10/9	10/19	10/26	11/3	11/16	11/23	11/30	12/7	12/14	12/21	12/28	Total
	at DEN	PHI	at JAX	TEN	BAL	at HOU	CIN	at PIT	at NYG	NE	JAX	WAS	at CLE	HOU	at DAL	at TEN	
Erik Walden	1.0-10		1.0-2			1.0-1						2.0-14	1.0-3				<b>6.0-30</b>
D'Qwell Jackson			1.0-0	1.0-9		1.0-8					1.0-12						<b>4.0-29</b>
LaRon Landry			1.0-9								1.5-10.5						<b>2.5-19.5</b>
Kelcy Quarles			1.0-6														<b>1.0-6</b>
Cory Redding				1.0-9	1.0-12		1.0-8									0.5-4	<b>3.5-33</b>
Zach Kerr				1.0-0			1.0-4		1.0-2								<b>3.0-6</b>
Bjoern Werner					2.0-15	1.0-0	1.0-5										<b>4.0-20</b>
Sergio Brown				1.0-11													<b>1.0-11</b>
Ricky Jean Francois						1.0-4	1.0-6							1.0-5			<b>3.0-15</b>
Jerrell Freeman											0.5-3.5	1.0-5					<b>1.5-8.5</b>
Jonathan Newsome						1.0-3			2.0-8			1.5-11.5				2.0-19	<b>6.5-41.5</b>
Art Jones												0.5-4.5			1.0-11		<b>1.5-15.5</b>
Andrew Jackson																1.0-2	<b>1.0-2</b>
Greg Toler												1.0-16					<b>1.0-16</b>
Josh McNary																0.5-4	<b>0.5-4</b>
Team											1.0-6						<b>1.0-6</b>
<b>Total</b>	<b>1.0-10</b>	<b>0.0-0</b>	<b>4.0-17</b>	<b>3.0-18</b>	<b>4.0-38</b>	<b>5.0-16</b>	<b>4.0-23</b>	<b>0.0-0</b>	<b>3.0-10</b>	<b>0.0-0</b>	<b>4.0-32</b>	<b>6.0-51</b>	<b>1.0-3</b>	<b>1.0-5</b>	<b>1.0-11</b>	<b>4.0-29</b>	<b>41.0-263</b>

## GAME-BY-GAME INTERCEPTIONS

PLAYER	9/7	9/15	9/21	9/28	10/4	10/9	10/19	10/26	11/3	11/16	11/23	11/30	12/7	12/14	12/21	12/28	Total
	at DEN	PHI	at JAX	TEN	BAL	at HOU	CIN	at PIT	at NYG	NE	JAX	WAS	at CLE	HOU	at DAL	at TEN	
Greg Toler		1-0	1-47														<b>2-47</b>
Vontae Davis			1-(-7)		1-29						1-42			1-8			<b>4-72</b>
Mike Adams				2-14						2-10			1-0				<b>5-24</b>
Josh Gordy													1-0				<b>1-0</b>
<b>Total</b>	<b>0-0</b>	<b>1-0</b>	<b>2-40</b>	<b>2-14</b>	<b>1-29</b>	<b>0-0</b>	<b>0-0</b>	<b>0-0</b>	<b>0-0</b>	<b>2-10</b>	<b>1-42</b>	<b>0-0</b>	<b>2-0</b>	<b>1-8</b>	<b>0-0</b>	<b>0-0</b>	<b>12-143</b>

## FIRST DOWNS BY PLAYER

COLTS FIRST DOWNS			
PLAYER	RECEIVING	RUSHING	TOTAL
T. Hilton	63	1	64
R. Wayne	40	0	40
C. Fleener	40	0	40
A. Bradshaw	20	18	38
T. Richardson	9	25	34
D. Allen	24	0	24
D. Herron	7	17	24
A. Luck	0	19	19
H. Nicks	18	0	18
D. Moncrief	15	0	15
J. Doyle	7	0	7
Z. Tipton	5	0	5
G. Whalen	2	0	2
A. Castonzo	1	0	1
<b>TOTAL</b>	<b>251</b>	<b>80</b>	<b>331</b>

## INSIDE 20 EFFICIENCY

### COLTS

		Pos	TD	PAT	2-Pt.	FG	MFG	INT	Fum	Pts	TD%	Score Pct.	Pts/ Poss
9/7	@ Denver	4	2	2	0	1	0	0	0	17	50.0%	75.0%	4.3
9/15	PHILADELPHIA	4	3	3	0	1	0	0	0	24	75.0%	100.0%	6.0
9/22	@ Jacksonville	6	4	4	0	1	0	0	0	31	67.0%	83.3%	5.2
9/28	TENNESSEE	6	4	4	0	2	0	0	0	34	67.0%	100.0%	5.7
10/5	BALTIMORE	5	2	2	0	2	0	1	1	20	40.0%	80.0%	4.0
10/9	@ Houston	5	3	3	0	2	0	0	0	27	60.0%	100.0%	5.4
10/19	CINCINNATI	4	2	2	0	1	0	0	1	17	50.0%	75.0%	4.3
10/26	@ Pittsburgh	3	1	1	0	2	0	0	0	13	33.0%	100.0%	4.3
11/3	@NY Giants	2	1	1	0	1	0	0	0	10	50.0%	100.0%	5.0
11/16	NEW ENGLAND	3	2	2	0	1	0	0	0	17	66.7%	100.0%	5.7
11/23	JACKSONVILLE	5	1	1	0	3	0	0	1	16	20.0%	80.0%	3.2
11/30	WASHINGTON	1	1	1	0	0	0	0	0	7	100.0%	100.0%	7.0
12/7	@ Cleveland	3	2	1	1	1	0	0	0	16	66.7%	100.0%	5.3
12/14	HOUSTON	2	1	1	0	1	0	0	0	10	100.0%	100.0%	5.0
12/21	@ Dallas	2	1	1	0	0	0	0	0	7	50.0%	50.0%	3.5
12/28	@ Tennessee	5	3	3	0	2	0	0	0	27	60.0%	100.0%	5.4
<b>2014 TOTALS</b>		60	33	32	1	21	0	1	3	293	55.0%	90.0%	4.9

### OPPONENTS

		Pos	TD	PAT	2-Pt.	FG	MFG	INT	Fum	Pts	TD%	Score Pct.	Pts/ Poss
9/7	@ Denver	4	3	3	0	1	0	0	0	24	75.0%	100.0%	6.0
9/15	PHILADELPHIA	6	3	3	0	3	0	0	0	30	50.0%	100.0%	5.0
9/22	@ Jacksonville	1	1	1	0	0	0	0	0	7	100.0%	100.0%	7.0
9/28	TENNESSEE	2	2	2	0	0	0	0	0	17	100.0%	100.0%	5.7
10/5	BALTIMORE	3	1	1	0	1	0	0	0	10	33.3%	66.6%	3.3
10/9	@ Houston	3	3	3	0	0	0	0	0	21	100.0%	100.0%	7.0
10/19	CINCINNATI	1	0	0	0	0	0	0	0	0	0.0%	0.0%	0.0
10/26	@ Pittsburgh	6	5	5	0	0	0	0	1	35	83.3%	83.3%	5.8
11/3	@NY Giants	3	3	3	0	0	0	0	0	21	100.0%	100.0%	7.0
11/16	NEW ENGLAND	5	5	5	0	0	0	0	0	35	100.0%	100.0%	7.0
11/23	JACKSONVILLE	2	0	0	0	0	0	0	0	0	0.0%	0.0%	0.0
11/30	WASHINGTON	5	2	2	0	2	0	0	0	20	40.0%	80.0%	4.0
12/7	@ Cleveland	2	1	1	0	0	0	1	0	7	50.0%	50.0%	3.5
12/14	HOUSTON	0	0	0	0	0	0	0	0	0	0.0%	0.0%	0.0
12/21	@ Dallas	4	3	3	0	0	1	0	0	21	75.0%	75.0%	5.3
12/28	@ Tennessee	2	1	1	0	1	0	0	0	10	50.0%	100.0%	5.0
<b>2014 TOTALS</b>		49	33	33	0	8	1	1	1	258	67.3%	83.7%	5.3

# REGULAR SEASON STAT PACK

## GOAL TO GO

### COLTS

		Pos	TD	PAT	2-Pt.	FG	MFG	INT	Fum	Pts	TD%	Score Pct.	Pts/ Poss
9/7	@ Denver	4	2	2	0	1	0	0	0	17	50.0%	75.0%	4.25
9/15	PHILADELPHIA	2	2	2	0	0	0	0	0	14	100.0%	100.0%	7.0
9/22	@ Jacksonville	4	3	3	0	1	0	0	0	24	75.0%	100.0%	6.0
9/28	TENNESSEE	3	3	3	0	0	0	0	0	21	100.0%	100.0%	7.0
10/5	BALTIMORE	4	1	1	0	1	0	1	1	10	25.0%	50.0%	2.5
10/9	@ Houston	4	3	3	0	1	0	0	0	24	75.0%	100.0%	6.0
10/19	CINCINNATI	3	2	2	0	1	0	0	0	17	66.7%	100.0%	5.7
10/26	@ Pittsburgh	1	0	0	0	1	0	0	0	3	0.0%	100.0%	3.0
11/3	@NY Giants	1	1	1	0	0	0	0	0	7	100.0%	100.0%	7.0
11/16	NEW ENGLAND	2	2	2	0	0	0	0	0	14	100.0%	100.0%	7.0
11/23	JACKSONVILLE	3	1	1	0	1	0	0	1	10	33.3%	66.7%	3.3
11/30	WASHINGTON	1	1	1	0	0	0	0	0	7	100.0%	100.0%	7.0
12/7	@ Cleveland	1	1	1	0	0	0	0	0	7	100.0%	100.0%	7.0
12/14	HOUSTON	1	1	1	0	0	0	0	0	7	100.0%	100.0%	7.0
12/21	@ Dallas	1	1	1	0	0	0	0	0	7	100.0%	100.0%	7.0
12/28	@ Tennessee	4	2	2	0	2	0	0	0	20	50.0%	100.0%	5.0
<b>2014 TOTALS</b>		<b>39</b>	<b>26</b>	<b>26</b>	<b>0</b>	<b>9</b>	<b>0</b>	<b>1</b>	<b>2</b>	<b>209</b>	<b>66.7%</b>	<b>89.7%</b>	<b>5.4</b>

### OPPONENTS

		Pos	TD	PAT	2-Pt.	FG	MFG	INT	Fum	Pts	TD%	Score Pct.	Pts/ Poss
9/7	@ Denver	4	3	3	0	1	0	0	0	24	75.0%	100.0%	6.0
9/15	PHILADELPHIA	5	3	3	0	2	0	0	0	27	60.0%	100.0%	5.4
9/22	@ Jacksonville	1	1	1	0	0	0	0	0	7	100.0%	100.0%	7.0
9/28	TENNESSEE	2	2	2	0	0	0	0	0	14	100.0%	100.0%	7.0
10/5	BALTIMORE	0	0	0	0	0	0	0	0	0	0.0%	0.0%	0.0
10/9	@ Houston	2	2	2	0	0	0	0	0	14	100.0%	100.0%	7.0
10/19	CINCINNATI	1	0	0	0	0	0	0	0	0	0.0%	0.0%	0.0
10/26	@ Pittsburgh	3	3	3	0	0	0	0	0	21	100.0%	100.0%	7.0
11/3	@NY Giants	3	3	3	0	0	0	0	0	21	100.0%	100.0%	7.0
11/16	NEW ENGLAND	5	5	5	0	0	0	0	0	35	100.0%	100.0%	7.0
11/23	JACKSONVILLE	1	0	0	0	0	0	0	0	0	0.0%	0.0%	0.0
11/30	WASHINGTON	1	0	0	0	0	0	0	0	0	0.0%	0.0%	0.0
12/7	@ Cleveland	1	1	1	0	0	0	0	0	7	100.0%	100.0%	7.0
12/14	HOUSTON	0	0	0	0	0	0	0	0	0	0.0%	0.0%	0.0
12/21	@ Dallas	2	2	2	0	0	0	0	0	14	100.0%	100.0%	7.0
12/28	@ Tennessee	2	1	1	0	1	0	0	0	10	50.0%	100.0%	5.0
<b>2014 TOTALS</b>		<b>33</b>	<b>26</b>	<b>26</b>	<b>0</b>	<b>4</b>	<b>0</b>	<b>0</b>	<b>0</b>	<b>194</b>	<b>78.8%</b>	<b>90.9%</b>	<b>5.9</b>



## GAME-BY-GAME STARTERS

OFFENSE		WR	LT	LG	C	RG	RT	TE	WR	QB	TE	RB
9/7	@ Denver	R. Wayne	A. Castonzo	J. Mewhort	A. Shipley	H. Thornton	G. Cherilus	C. Fleener	T. Hilton	A. Luck	D. Allen	T. Richardson
9/15	PHILADELPHIA	R. Wayne	A. Castonzo	J. Mewhort	A. Shipley	H. Thornton	G. Cherilus	D. Allen	T. Hilton	A. Luck	H. Nicks (WR)	T. Richardson
9/22	@ Jacksonville	R. Wayne	A. Castonzo	J. Mewhort	A. Shipley	H. Thornton	G. Cherilus	D. Allen	T. Hilton	A. Luck	C. Fleener	T. Richardson
9/28	TENNESSEE	R. Wayne	A. Castonzo	J. Mewhort	A. Shipley	L. Louis	G. Cherilus	D. Allen	T. Hilton	A. Luck	H. Nicks (WR)	T. Richardson
10/5	BALTIMORE	R. Wayne	A. Castonzo	L. Louis	J. Harrison	H. Thornton	G. Cherilus	D. Allen	T. Hilton	A. Luck	C. Fleener	T. Richardson
10/9	@ Houston	R. Wayne	A. Castonzo	J. Reitz	J. Harrison	L. Louis	G. Cherilus	D. Allen	T. Hilton	A. Luck	H. Nicks (WR)	T. Richardson
10/19	CINCINNATI	R. Wayne	A. Castonzo	J. Mewhort	J. Harrison	H. Thornton	G. Cherilus	D. Allen	T. Hilton	A. Luck	C. Fleener	T. Richardson
10/26	@ Pittsburgh	H. Nicks	A. Castonzo	J. Mewhort	J. Harrison	H. Thornton	G. Cherilus	D. Allen	T. Hilton	A. Luck	C. Fleener	A. Bradshaw
11/3	@NY Giants	R. Wayne	A. Castonzo	J. Mewhort	J. Harrison	L. Louis	G. Cherilus	D. Allen	T. Hilton	A. Luck	H. Nicks (WR)	T. Richardson
11/16	NEW ENGLAND	R. Wayne	A. Castonzo	J. Mewhort	J. Harrison	H. Thornton	G. Cherilus	D. Allen	T. Hilton	A. Luck	C. Fleener	T. Richardson
11/23	JACKSONVILLE	R. Wayne	A. Castonzo	J. Mewhort	J. Harrison	H. Thornton	J. Reitz	H. Nicks (WR)	T. Hilton	A. Luck	C. Fleener	D. Herron
11/30	WASHINGTON	R. Wayne	A. Castonzo	J. Mewhort	J. Harrison	J. Reitz	G. Cherilus	D. Moncrief (WR)	T. Hilton	A. Luck	C. Fleener	T. Richardson
12/7	@ Cleveland	R. Wayne	A. Castonzo	J. Mewhort	J. Harrison	J. Reitz	G. Cherilus	D. Allen	T. Hilton	A. Luck	C. Fleener	T. Richardson
12/14	HOUSTON	R. Wayne	A. Castonzo	J. Mewhort	J. Harrison	L. Louis	G. Cherilus	D. Allen	T. Hilton	A. Luck	C. Fleener	T. Richardson
12/21	@ Dallas	R. Wayne	A. Castonzo	J. Mewhort	K. Holmes	L. Louis	X. Nixon	D. Allen	D. Moncrief	A. Luck	C. Fleener	D. Herron
12/28	@ Tennessee	R. Wayne	A. Castonzo	A. Shipley	K. Holmes	L. Louis	J. Mewhort	J. Doyle	T. Hilton	A. Luck	C. Fleener	D. Herron

DEFENSE		DE	NT	DT	SLB	MIKE	WILL	RUSH	LCB	RCB	SS	FS
9/7	@ Denver	C. Redding	J. Chapman	A. Jones	E. Walden	D. Jackson	J. Freeman	B. Werner	G. Toler	V. Davis	M. Adams	L. Landry
9/15	PHILADELPHIA	C. Redding	J. Chapman	R. Jean Francois	D. Butler (CB)	D. Jackson	J. McNary	B. Werner	G. Toler	V. Davis	M. Adams	L. Landry
9/22	@ Jacksonville	C. Redding	J. Chapman	R. Jean Francois	E. Walden	D. Jackson	J. McNary	B. Werner	G. Toler	V. Davis	M. Adams	L. Landry
9/28	TENNESSEE	C. Redding	J. Chapman	R. Jean Francois	E. Walden	D. Jackson	J. McNary	B. Werner	G. Toler	V. Davis	M. Adams	L. Landry
10/5	BALTIMORE	C. Redding	M. Hughes	R. Jean Francois	E. Walden	D. Jackson	J. Freeman	B. Werner	G. Toler	V. Davis	M. Adams	S. Brown
10/9	@ Houston	C. Redding	J. Chapman	R. Jean Francois	E. Walden	D. Jackson	J. Freeman	B. Werner	G. Toler	V. Davis	M. Adams	S. Brown
10/19	CINCINNATI	C. Redding	J. Chapman	R. Jean Francois	E. Walden	D. Jackson	J. Freeman	B. Werner	G. Toler	V. Davis	M. Adams	J. Gordy (CB)
10/26	@ Pittsburgh	C. Redding	J. Chapman	R. Jean Francois	E. Walden	D. Jackson	J. Freeman	B. Werner	G. Toler	V. Davis	M. Adams	S. Brown
11/3	@NY Giants	C. Redding	J. Chapman	R. Jean Francois	A. Studebaker	D. Jackson	J. Freeman	B. Werner	G. Toler	V. Davis	M. Adams	S. Brown
11/16	NEW ENGLAND	C. Redding	J. Chapman	R. Jean Francois	E. Walden	D. Jackson	J. Freeman	B. Werner	G. Toler	V. Davis	M. Adams	S. Brown
11/23	JACKSONVILLE	C. Redding	J. Chapman	R. Jean Francois	E. Walden	D. Jackson	J. Freeman	B. Werner	D. Butler	V. Davis	M. Adams	S. Brown
11/30	WASHINGTON	C. Redding	J. Chapman	R. Jean Francois	E. Walden	D. Jackson	J. Freeman	B. Werner	G. Toler	V. Davis	M. Adams	S. Brown
12/7	@ Cleveland	C. Redding	J. Chapman	R. Jean Francois	E. Walden	D. Jackson	J. Freeman	B. Werner	G. Toler	D. Butler	M. Adams	S. Brown
12/14	HOUSTON	C. Redding	J. Chapman	R. Jean Francois	E. Walden	D. Jackson	J. Freeman	B. Werner	G. Toler	V. Davis	M. Adams	D. Butler (CB)
12/21	@ Dallas	C. Redding	J. Chapman	A. Jones	E. Walden	D. Jackson	J. Freeman	B. Werner	G. Toler	V. Davis	M. Adams	L. Landry
12/28	@ Tennessee	C. Redding	J. Chapman	A. Jones	E. Walden	D. Jackson	J. McNary	J. Newsome	G. Toler	V. Davis	M. Adams	L. Landry

## GAME-BY-GAME INACTIVES

9/7	@ Denver	D. Rogers, Z. Tipton, S. Brown, H. Muamba, K. Holmes, J. Reitz, M. Hughes
9/15	PHILADELPHIA	D. Rogers, D. Lewis, J. Freeman, C. Carter, K. Holmes, J. Harrison, J. Reitz
9/22	@ Jacksonville	D. Rogers, J. Freeman, C. Carter, L. Louis, K. Holmes, J. Reitz, A. Jones
9/28	TENNESSEE	D. Rogers, C. Anderson, J. Freeman, A. Studebaker, K. Holmes, H. Thornton, A. Jones
10/5	BALTIMORE	J. Brown, C. Carter, K. Holmes, J. Meredith, K. Quarles, J. Mewhort, A. Jones
10/9	@ Houston	D. Butler, V. Butler, K. Holmes, H. Thornton, K. Quarles, J. Mewhort, A. Jones
10/19	CINCINNATI	D. Butler, V. Butler, K. Holmes, L. Louis, K. Quarles, J. Meredith, A. Jones
10/26	@ Pittsburgh	J. Brown, L. Louis, K. Holmes, J. Meredith, K. Quarles, R. Wayne, M. Hughes
11/3	@NY Giants	J. Brown, J. McNary, K. Holmes, J. Meredith, K. Quarles, E. Walden, A. Jones
11/16	NEW ENGLAND	H. Muamaba, V. Butler, L. Louis, K. Holmes, X. Nixon, K. Quarles, A. Jones
11/23	JACKSONVILLE	G. Toler, L. Louis, K. Holmes, K. Quarles, G. Cherilus, D. Allen, Z. Kerr
11/30	WASHINGTON	W. Saunders, A. Studebaker, L. Louis, H. Thornton, X. Nixon, D. Allen, Z. Kerr
12/7	@ Cleveland	V. Davis, A. Studebaker, L. Louis, A. McDonald, H. Thornton, X. Nixon, Z. Kerr
12/14	HOUSTON	J. Brown, H. Muamba, A. Shipley, A. McDonald, H. Thornton, J. Reitz, M. Hughes
12/21	@ Dallas	T. Hilton, J. Brown, S. Price, H. Thornton, J. Reitz, G. Cherilus, M. Hughes
12/28	@ Tennessee	S. Price, J. Freeman, J. Reitz, G. Cherilus, D. Allen, B. Werner, Z. Kerr

# REGULAR SEASON STAT PACK

## COLTS 3RD AND 4TH DOWN CONVERSIONS

	3rd Down			4th Down		
	Made	Att.	Effic.	Made	Att.	Effic.
9/7 @ Denver	4	13	31%	2	4	50%
9/15 PHILADELPHIA	4	12	33%	1	1	100%
9/22 @ Jacksonville	8	14	47%	0	1	0%
9/28 TENNESSEE	7	14	50%	0	0	0%
10/5 BALTIMORE	7	15	47%	0	1	0%
10/9 @ Houston	8	16	50%	0	0	0%
10/19 CINCINNATI	5	13	38%	0	0	0%
10/26 @ Pittsburgh	5	10	50%	0	0	0%
11/3 @NY Giants	5	15	33%	0	0	0%
11/16 NEW ENGLAND	5	13	38%	1	3	33%
11/23 JACKSONVILLE	9	17	53%	0	0	0%
11/30 WASHINGTON	5	8	63%	0	0	0%
12/7 @ Cleveland	5	16	31%	1	1	100%
12/14 HOUSTON	2	12	17%	0	0	0%
12/21 @ Dallas	5	13	38%	0	1	0%
12/28 @ Tennessee	5	16	31%	1	3	33%

## OPPONENTS 3RD AND 4TH DOWN CONVERSIONS

	3rd Down			4th Down		
	Made	Att.	Effic.	Made	Att.	Effic.
9/7 @ Denver	7	14	50%	0	0	0%
9/15 PHILADELPHIA	5	12	42%	0	0	0%
9/22 @ Jacksonville	4	10	40%	0	0	0%
9/28 TENNESSEE	1	9	11%	0	0	0%
10/5 BALTIMORE	1	11	9%	1	3	33%
10/9 @ Houston	1	8	13%	0	1	0%
10/19 CINCINNATI	1	13	8%	0	1	0%
10/26 @ Pittsburgh	8	13	62%	1	1	100%
11/3 @NY Giants	4	16	25%	1	2	50%
11/16 NEW ENGLAND	9	11	82%	0	0	0%
11/23 JACKSONVILLE	9	17	53%	0	0	0%
11/30 WASHINGTON	5	15	33%	0	2	0%
12/7 @ Cleveland	4	15	27%	0	0	0%
12/14 HOUSTON	5	16	31%	0	3	0%
12/21 @ Dallas	5	10	50%	0	0	0%
12/28 @ Tennessee	4	16	25%	1	3	33%

## 3RD DOWN EFFICIENCY

	3rd Down And										SEASON
	1	2	3	4	5	6	7	8	9	10+	
COLTS	19-26	8-16	7-13	10-23	9-21	7-17	3-10	8-20	6-15	12-56	89-217
OPPONENTS	16-27	5-9	5-20	9-22	4-7	8-17	5-17	4-12	0-13	11-57	67-201

## KICKOFF ANALYSIS

	Opponent	No.	No. in EZ	TB	Opp. Ret	Ret. Yds.	Ret. Avg.	Out of Bounds	Onside Rec/Att
9/7 @ Denver		5	4	4	0	0	0.0	0	1/1
9/15 PHILADELPHIA		6	6	5	1	21	21.0	0	0/0
9/22 @ Jacksonville		9	9	8	1	26	26.0	0	0/0
9/28 TENNESSEE		8	7	7	0	0	0.0	0	1/1
10/5 BALTIMORE		5	5	3	2	51	25.5	0	0/0
10/9 @ Houston		7	6	6	0	0	0.0	0	1/1
10/19 CINCINNATI		6	6	3	3	80	26.7	0	0/0
10/26 @ Pittsburgh		7	6	5	2	15	7.5	0	0/0
11/3 @NY Giants		9	9	5	4	88	22.0	0	0/0
11/16 NEW ENGLAND		5	5	4	1	21	21.0	0	0/0
11/23 JACKSONVILLE		6	6	6	0	0	0.0	0	0/0
11/30 WASHINGTON		8	8	7	1	18	18.0	0	0/0
12/7 @ Cleveland		6	5	1	5	99	19.8	0	0/0
12/14 HOUSTON		4	4	3	1	28	28.0	0	0/0
12/21 @ Dallas		2	2	2	0	0	0.0	0	0/0
12/28 @ Tennessee		6	3	1	5	140	28.0	0	0/0
<b>2014 Totals</b>		<b>99</b>	<b>91</b>	<b>70</b>	<b>26</b>	<b>587</b>	<b>22.6</b>	<b>0</b>	<b>3/3</b>

## COLTS SCORING DRIVES

Opponent	Qtr	Time Rem.	Plays	Net Yards	Poss.	How Acquired	Score Type	Scoring play
@ Denver	2	0:19	8	80	1:38	Kickoff	TD	A. Luck 9 yd. run
@ Denver	3	1:31	11	60	5:58	Punt	FG	A. Vinatieri 25 yd. Field Goal
@ Denver	4	7:46	7	80	2:08	Kickoff	TD	D. Allen 41 yd. pass from A. Luck
@ Denver	4	3:26	5	45	0:49	Punt	TD	H. Nicks 9 yd. pass from A. Luck
Philadelphia	1	5:18	9	72	4:30	Kickoff	TD	A. Bradshaw 1 yd. pass from A. Luck
Philadelphia	2	13:18	11	44	5:58	Missed FG	FG	A. Vinatieri 46 yd. Field Goal
Philadelphia	2	1:13	10	58	5:23	Kickoff	TD	J. Doyle 2 yd. pass from A. Luck
Philadelphia	3	6:43	10	62	3:45	Punt	FG	A. Vinatieri 27 yd. Field Goal
Philadelphia	4	11:49	12	80	5:55	Kickoff	TD	A. Bradshaw 7 yd. pass from A. Luck
@ Jacksonville	1	9:37	12	50	5:23	Kickoff	FG	A. Vinatieri 48 yd. Field Goal
@ Jacksonville	1	1:50	9	74	5:46	Punt	TD	A. Bradshaw 6 yd. pass from A. Luck
@ Jacksonville	2	12:28	7	76	3:27	Punt	TD	D. Allen 1 yd. pass from A. Luck
@ Jacksonville	2	9:08	6	33	2:07	Punt	FG	A. Vinatieri 43 yd. Field Goal
@ Jacksonville	2	1:10	9	73	4:14	Punt	FG	A. Vinatieri 25 yd. Field Goal
@ Jacksonville	2	0:28	4	29	0:31	Fumble	TD	C. Fleener 7 yd. pass from A. Luck
@ Jacksonville	4	8:53	10	64	4:42	Interception	TD	H. Nicks 1 yd. pass from A. Luck
@ Jacksonville	4	2:58	0	0	0:00	Interception	TD	G. Toler 47 yd. interception return
Tennessee	1	7:06	2	38	0:34	Fumble	TD	T. Richardson 1 yd. run
Tennessee	1	0:52	11	44	6:14	Onside Kick	TD	D. Allen 7 yd. pass from A. Luck
Tennessee	2	10:25	10	60	4:18	Interception	FG	A. Vinatieri 31 yd. Field Goal
Tennessee	2	1:53	10	65	4:31	Kickoff	FG	A. Vinatieri 30 yd. Field Goal
Tennessee	3	8:15	9	91	4:04	Punt	TD	R. Wayne 28 yd. pass from A. Luck
Tennessee	3	4:02	4	70	2:04	Punt	TD	C. Fleener 2 yd. pass from A. Luck
Tennessee	4	9:56	10	80	5:39	Kickoff	TD	A. Bradshaw 15 yd. pass from A. Luck
Baltimore	1	9:44	4	2	0:49	Fumble	FG	A. Vinatieri 38 yd. Field Goal
Baltimore	2	0:35	20	70	9:30	TO on Downs	FG	A. Vinatieri 34 yd. Field Goal
Baltimore	3	10:33	7	33	2:47	Interception	TD	D. Allen 6 yd. pass from A. Luck
Baltimore	4	8:56	8	80	5:00	Kickoff	TD	A. Luck 13 yd. run
@ Houston	1	11:13	9	54	2:46	Punt	FG	A. Vinatieri 27 yd. Field Goal
@ Houston	1	10:40	2	54	0:33	Onside Kick	TD	T. Richardson 5 yd. run
@ Houston	1	7:00	7	56	2:15	Punt	TD	A. Bradshaw 5 yd. pass from A. Luck
@ Houston	1	0:00	11	68	5:02	Punt	TD	C. Fleener 4 yd. pass from A. Luck
@ Houston	2	1:05	15	62	7:17	Kickoff	FG	A. Vinatieri 34 yd. Field Goal
@ Houston	3	2:52	7	80	3:07	Kickoff	TD	T. Hilton 39 yd. pass from A. Luck
Cincinnati	1	0:33	10	68	4:16	Punt	FG	A. Vinatieri 23 yd. Field Goal
Cincinnati	2	12:08	5	68	2:45	Punt	TD	A. Bradshaw 1 yd. run
Cincinnati	3	9:47	8	85	3:54	Punt	TD	D. Allen 32 yd. pass from A. Luck
Cincinnati	4	12:09	13	85	7:51	Punt	TD	A. Bradshaw 10 yd. pass from A. Luck
Cincinnati	4	1:55	11	63	6:35	TO on Downs	FG	A. Vinatieri 50 yd. Field Goal
@ Pittsburgh	1	11:56	7	67	3:04	Kickoff	FG	A. Vinatieri 31 yd. Field Goal
@ Pittsburgh	2	11:36	5	86	2:40	Kickoff	TD	D. Allen 21 yd. pass from A. Luck
@ Pittsburgh	2	1:56	8	80	3:12	Kickoff	TD	T. Hilton 28 yd. pass from A. Luck
@ Pittsburgh	2	0:00	5	60	0:35	Blocked Punt	FG	A. Vinatieri 23 yd. Field Goal
@ Pittsburgh	3	3:38	8	69	3:06	Punt	TD	A. Bradshaw 12 yd. run
@ Pittsburgh	3	2:35	3	36	0:51	Fumble	TD	D. Moncrief 31 yd. pass from A. Luck
@ NY Giants	1	7:07	11	58	5:35	Punt	FG	A. Vinatieri 48 yd. Field Goal
@ NY Giants	2	13:38	2	68	1:04	Punt	TD	C. Fleener 32 yd. pass from A. Luck
@ NY Giants	2	3:32	9	61	3:32	Kickoff	FG	A. Vinatieri 31 yd. Field Goal
@ NY Giants	2	1:07	6	30	0:53	Punt	FG	A. Vinatieri 48 yd. Field Goal
@ NY Giants	3	11:50	8	84	3:10	Kickoff	TD	T. Hilton 31 yd. pass from A. Luck
@ NY Giants	3	6:09	8	80	3:39	Kickoff	TD	R. Wayne 40 yd. pass from A. Luck
@ NY Giants	3	4:31	2	4	0:49	Fumble	TD	D. Allen 2 yd. pass from A. Luck
@ NY Giants	4	13:23	8	45	4:34	Punt	FG	A. Vinatieri 43 yd. Field Goal
New England	1	4:19	8	67	4:18	Kickoff	FG	A. Vinatieri 31 yd. Field Goal
New England	2	0:55	3	23	0:21	Interception	TD	H. Nicks 10 yd. pass from A. Luck
New England	3	8:31	6	40	2:39	Kickoff	FG	A. Vinatieri 53 yd. Field Goal
New England	4	13:32	11	80	4:58	Kickoff	TD	A. Castonzo 1 yd. pass from A. Luck

**COLTS SCORING DRIVES**

Opponent	Qtr	Time Rem.	Plays	Net Yards	Poss.	How Acquired	Score Type	Scoring play
Jacksonville	1	10:32	4	-6	1:28	Interception	FG	A. Vinatieri 46 yd. Field Goal
Jacksonville	2	0:12	10	52	2:19	Punt	FG	A. Vinatieri 20 yd. Field Goal
Jacksonville	3	8:31	9	38	5:08	Punt	TD	T. Richardson 1 yd. run
Jacksonville	3	6:08	2	85	0:38	Punt	TD	T. Hilton 73 yd. pass from A. Luck
Jacksonville	4	14:52	11	77	4:28	Punt	FG	A. Vinatieri 32 yd. Field Goal
Washington	1	6:05	7	83	4:02	Punt	TD	C. Fleener 30 yd. pass from A. Luck
Washington	2	12:27	5	80	2:24	Punt	TD	D. Herron 49 yd. run
Washington	2	6:53	9	68	4:00	Punt	TD	T. Hilton 3 yd. pass from A. Luck
Washington	3	10:05	3	56	1:17	Kickoff	TD	D. Moncrief 48 yd. pass from A. Luck
Washington	3	7:30	0	0	0:00	Fumble	TD	D. Jackson 35 yd. fumble return
Washington	3	4:45	2	73	0:27	Kickoff	TD	C. Fleener 73 yd. pass from A. Luck
Washington	4	10:34	3	80	1:26	Kickoff	TD	D. Moncrief 79 yd. pass from A. Luck
@ Cleveland	2	5:57	6	70	2:53	Missed FG	TD	A. Luck 11 yd. run
@ Cleveland	3	7:16	7	31	3:05	Kickoff	FG	A. Vinatieri 51 yd. Field Goal
@ Cleveland	3	4:01	6	54	1:39	Punt	TD	T. Hilton 42 yd. pass from A. Luck
@ Cleveland	4	14:50	8	37	2:32	Punt	FG	A. Vinatieri 33 yd. Field Goal
@ Cleveland	4	0:32	11	90	3:14	Punt	TD	T. Hilton 1 yd. pass from A. Luck
Houston	2	14:53	6	78	2:54	Punt	TD	H. Nicks 26 yd. pass from A. Luck
Houston	2	6:21	3	37	1:24	Fumble	TD	D. Allen 3 yd. pass from A. Luck
Houston	4	2:11	10	47	5:03	Downs	FG	A. Vinatieri 29 yd. Field Goal
Dallas	4	5:24	8	78	4:48	Kickoff	TD	Z. Tipton 1 yd. pass from M. Hasselbeck
@ Tennessee	1	2:54	6	44	3:00	Punt	TD	C. Fleener 7 yd. pass from A. Luck
@ Tennessee	2	8:54	3	80	8:54	Punt	TD	J. Doyle 1 yd. pass from A. Luck
@ Tennessee	2	2:55	6	22	2:12	Kickoff	FG	A. Vinatieri 23 yd. Field Goal
@ Tennessee	4	14:56	9	69	4:05	Kickoff	FG	A. Vinatieri 26 yd. Field Goal
@ Tennessee	4	3:16	7	33	3:11	Downs	TD	C. Fleener 8 yd. pass from M. Hasselbeck



## OPPONENTS SCORING DRIVES

Opponent	Qtr	Time Rem.	Plays	Net Yards	Poss.	How Acquired	Score Type	Scoring play
@ Denver	1	5:14	16	77	6:35	Punt	FG	B. McManus 21 yd. Field Goal
@ Denver	2	14:14	8	54	4:00	Interception	TD	J. Thomas 3 yd. pass from P. Manning
@ Denver	2	6:41	9	83	5:24	Punt	TD	J. Thomas 35 yd. pass from P. Manning
@ Denver	2	1:57	7	71	3:13	Punt	TD	J. Thomas 5 yd. pass from P. Manning
@ Denver	4	9:54	6	48	3:31	Punt	TD	M. Ball 3 yd. run
Philadelphia	1	9:48	11	69	3:45	Punt	FG	C. Parkey 31 yd. Field Goal
Philadelphia	2	6:36	12	58	3:41	Punt	FG	C. Parkey 23 yd. Field Goal
Philadelphia	3	4:32	7	80	2:11	Kickoff	TD	L. McCoy 1 yd. run
Philadelphia	3	2:44	5	26	1:42	Fumble	TD	D. Sproles 19 yd. run
Philadelphia	4	3:25	5	76	1:43	Interception	TD	J. Maclin 6 yd. pass from N. Foles
Philadelphia	4	0:00	4	42	1:56	Punt	FG	C. Parkey 36 yd. Field Goal
@ Jacksonville	3	5:13	8	59	3:07	Punt	FG	J. Scobee 41 yd. Field Goal
@ Jacksonville	4	6:51	5	80	2:02	Kickoff	TD	A. Hurns 63 yd. pass from B. Bortles
@ Jacksonville	4	0:18	8	80	2:40	Kickoff	TD	C. Shorts 10 yd. pass from B. Bortles
Tennessee	2	6:24	6	51	1:40	Punt	FG	R. Succop 36 yd. Field Goal
Tennessee	2	0:13	3	25	0:32	Interception	TD	D. Walker 7 yd. pass from C. Whitehurst
Tennessee	3	0:35	8	80	3:27	Kickoff	TD	B. Sankey 2 yd. run
Baltimore	2	0:00	6	47	0:35	Kickoff	FG	J. Tucker 52 yd. Field Goal
Baltimore	4	13:56	4	3	0:47	Fumble	FG	J. Tucker 27 yd. Field Goal
Baltimore	4	7:16	4	80	1:40	Kickoff	TD	J. Forsett 11 yd. run
@ Houston	2	9:43	11	80	5:17	Kickoff	TD	A. Johnson 4 yd. pass from R. Fitzpatrick
@ Houston	2	8:22	3	26	1:06	Interception	TD	A. Foster 12 yd. run
@ Houston	3	5:59	4	70	1:05	Punt	TD	A. Foster 2 yd. run
@ Houston	4	10:36	0	0	0:00	Fumble	TD	J. Watt 45 yd. fumble return
@ Pittsburgh	1	7:13	9	80	4:43	Kickoff	TD	M. Wheaton 18 yd. pass from B. Roethlisberger
@ Pittsburgh	2	14:57	12	76	6:29	Punt	TD	M. Bryant 5 yd. pass from B. Roethlisberger
@ Pittsburgh	2	14:16	0	0	0:00	Interception	TD	W. Gay 33 yd. interception return
@ Pittsburgh	2	8:33	7	82	3:03	Kickoff	TD	A. Brown 8 yd. pass from B. Roethlisberger
@ Pittsburgh	2	5:08	4	77	2:26	Punt	TD	A. Brown 47 yd. pass from B. Roethlisberger
@ Pittsburgh	3	9:59	10	80	5:01	Kickoff	TD	M. Bryant 2 yd. pass from B. Roethlisberger
@ Pittsburgh	4	12:34	0	0	0:00	Safety	Safety	Penalty on A. Luck enforced in end zone
@ Pittsburgh	4	5:14	12	67	7:20	Kickoff	TD	H. Miller 11 yd. pass from B. Roethlisberger
@ NY Giants	2	7:07	11	45	3:38	Punt	FG	J. Brown 38 yd. Field Goal
@ NY Giants	3	9:48	5	84	2:02	Kickoff	TD	A. Williams 1 yd. run
@ NY Giants	4	8:55	11	80	4:28	Kickoff	TD	L. Donnell 5 yd. pass from E. Manning
@ NY Giants	4	3:19	11	90	2:52	Punt	TD	C. Washington 1 yd. pass from E. Manning
New England	1	8:37	11	89	4:14	Punt	TD	J. Gray 4 yd. run
New England	2	3:50	11	68	4:36	Interception	TD	J. Gray 2 yd. run
New England	3	11:10	8	80	3:50	Kickoff	TD	T. Wright 2 yd. pass from T. Brady
New England	3	3:30	10	80	5:01	Kickoff	TD	J. Gray 2 yd. run
New England	4	8:43	10	80	4:49	Kickoff	TD	J. Gray 1 yd. run
New England	4	6:46	3	32	1:28	Downs	TD	R. Gronkowski 26 yd. pass from T. Brady
Jacksonville	1	4:17	4	2	2:28	Fumble	FG	J. Scobee 28 yd. Field Goal
Washington	1	13:18	4	8	1:30	Fumble	FG	K. Forbath 25 yd. Field Goal
Washington	2	1:59	9	84	4:54	Kickoff	TD	R. Helu 21 yd. pass from C. McCoy
Washington	3	11:22	8	80	3:38	Kickoff	TD	L. Paulsen 16 yd. pass from C. McCoy
Washington	3	5:12	6	80	2:18	Kickoff	TD	D. Jackson 42 yd. pass from C. McCoy
Washington	4	12:00	6	37	1:45	Punt	FG	K. Forbath 29 yd. Field Goal
@ Cleveland	1	0:40	0	0	0:00	Fumble	TD	C. Robertson fumble recovery in end zone
@ Cleveland	2	1:14	9	77	4:43	Kickoff	TD	I. Crowell 9 yd. run
@ Cleveland	3	10:21	0	0	0:00	Interception	TD	J. Gilbert 23 yd. interception return
@ Cleveland	4	8:34	4	2	1:34	Interception	FG	B. Cundiff 39 yd. Field Goal
Houston	1	5:56	0	0	0:00	Interception	TD	K. Lewis 27 yd. interception return
Houston	4	13:40	10	54	5:30	Punt	FG	R. Bullock 53 yd. Field Goal
@ Dallas	1	6:36	15	80	8:24	Kickoff	TD	T. Williams 9 yd. pass from T. Romo
@ Dallas	1	4:23	1	19	0:07	Downs	TD	D. Bryant 19 yd. pass from T. Romo
@ Dallas	2	14:11	7	75	3:47	Punt	TD	C. Beasley 24 yd. pass from T. Romo
@ Dallas	2	6:32	10	67	6:31	Punt	TD	D. Murray 1 yd. run
@ Dallas	3	4:41	10	75	6:17	Punt	TD	J. Witten 25 yd. pass from T. Romo
@ Dallas	4	10:12	3	47	1:27	Punt	TD	T. Williams 43 yd. pass from B. Weeden
@ Tennessee	2	5:07	8	47	3:47	Kickoff	TD	K. Wright 6 yd. pass from C. Whitehurst
@ Tennessee	3	4:01	8	51	4:27	Missed FG	FG	R. Succop 31 yd. Field Goal

# REGULAR SEASON STAT PACK

## BIG PLAYS

COLTS COMPLETIONS OVER 20 YARDS					
DATE	OPP	YDS	RECEIVER	PASSER	QTR
12/28	@ Tennessee	80	R. Wayne	A. Luck	2
11/30	WASHINGTON	79t	D. Moncrief	A. Luck	4
11/30	WASHINGTON	73t	C. Fleener	A. Luck	3
11/23	JACKSONVILLE	73t	T. Hilton	A. Luck	3
10/26	@ Pittsburgh	52	D. Moncrief	A. Luck	2
10/9	@ Houston	49	T. Hilton	A. Luck	1
11/30	WASHINGTON	48t	D. Moncrief	A. Luck	3
11/16	NEW ENGLAND	46	R. Wayne	A. Luck	1
10/19	CINCINNATI	46	T. Hilton	A. Luck	2
10/26	@ Pittsburgh	45	T. Hilton	A. Luck	1
11/16	NEW ENGLAND	45	C. Fleener	A. Luck	3
12/7	@ Cleveland	42t	T. Hilton	A. Luck	3
9/7	@ Denver	41t	D. Allen	A. Luck	4
11/3	@ NY Giants	40t	R. Wayne	A. Luck	3
10/9	@ Houston	40	T. Hilton	A. Luck	1
10/26	@ Pittsburgh	39	T. Hilton	A. Luck	2
9/21	@ Jacksonville	39	T. Hilton	A. Luck	2
9/28	TENNESSEE	37	T. Hilton	A. Luck	1
10/9	@ Houston	37	T. Hilton	A. Luck	1
11/3	@ NY Giants	35	D. Allen	A. Luck	3
12/7	@ Cleveland	33	T. Hilton	A. Luck	4
10/9	@ Houston	33t	T. Hilton	A. Luck	3
12/28	@ Tennessee	32	Z. Tipton	M. Hasselbeck	3
11/3	@ NY Giants	32t	C. Fleener	A. Luck	2
10/19	CINCINNATI	32t	D. Allen	A. Luck	3
11/3	@ NY Giants	31t	T. Hilton	A. Luck	3
10/26	@ Pittsburgh	31t	D. Moncrief	A. Luck	3
11/30	WASHINGTON	30t	C. Fleener	A. Luck	1
10/5	BALTIMORE	30	C. Fleener	A. Luck	4
9/21	@ Jacksonville	29	H. Nicks	A. Luck	3
10/26	@ Pittsburgh	28t	T. Hilton	A. Luck	2
9/28	TENNESSEE	28t	R. Wayne	A. Luck	3
10/5	BALTIMORE	28	D. Allen	A. Luck	4
10/5	BALTIMORE	28	R. Wayne	A. Luck	4
12/7	@ Cleveland	27	D. Moncrief	A. Luck	4
11/3	@ NY Giants	27	T. Hilton	A. Luck	2
10/26	@ Pittsburgh	27	H. Nicks	A. Luck	2
12/28	@ Tennessee	26	D. Herron	A. Luck	1
12/14	HOUSTON	26t	H. Nicks	A. Luck	2
12/7	@ Cleveland	26	D. Herron	A. Luck	2
11/26	JACKSONVILLE	26	T. Hilton	A. Luck	2
10/19	CINCINNATI	26	C. Fleener	A. Luck	3
11/30	WASHINGTON	25	T. Hilton	A. Luck	2
9/28	TENNESSEE	25	R. Wayne	A. Luck	2
9/28	TENNESSEE	24	T. Richardson	A. Luck	2
9/28	TENNESSEE	24	C. Fleener	A. Luck	3
10/19	CINCINNATI	23	C. Fleener	A. Luck	1
9/21	@ Jacksonville	23	C. Fleener	A. Luck	2
9/21	@ Jacksonville	23	R. Wayne	A. Luck	4
12/21	@ Dallas	22	D. Herron	A. Luck	2
12/14	HOUSTON	22	C. Fleener	A. Luck	2
11/16	NEW ENGLAND	22	C. Fleener	A. Luck	2
11/16	NEW ENGLAND	22	C. Fleener	A. Luck	2
11/16	NEW ENGLAND	22	C. Fleener	A. Luck	3
11/3	@ NY Giants	22	H. Nicks	A. Luck	1
11/3	@ NY Giants	22	A. Bradshaw	A. Luck	3
10/19	CINCINNATI	22	T. Hilton	A. Luck	1
9/7	@ Denver	22	R. Wayne	A. Luck	1
9/7	@ Denver	22	A. Bradshaw	A. Luck	4
9/21	@ Jacksonville	22	D. Allen	A. Luck	1
9/21	@ Jacksonville	22	T. Hilton	A. Luck	2
9/21	@ Jacksonville	22	D. Moncrief	A. Luck	4
12/28	@ Tennessee	21	H. Nicks	M. Hasselbeck	3
12/21	@ Dallas	21	H. Nicks	M. Hasselbeck	4
11/16	NEW ENGLAND	21	T. Richardson	A. Luck	4
11/3	@ NY Giants	21	C. Fleener	A. Luck	2
10/26	@ Pittsburgh	21t	D. Allen	A. Luck	2
10/5	BALTIMORE	21	R. Wayne	A. Luck	1
10/5	BALTIMORE	21	T. Hilton	A. Luck	4
9/21	@ Jacksonville	21	D. Moncrief	A. Luck	3
9/28	TENNESSEE	21	R. Wayne	A. Luck	3
12/28	@ Tennessee	20	H. Nicks	M. Hasselbeck	3
12/28	@ Tennessee	20	C. Fleener	M. Hasselbeck	3
12/14	HOUSTON	20	T. Hilton	A. Luck	1
12/7	@ Cleveland	20	D. Herron	A. Luck	2
11/16	NEW ENGLAND	20	C. Fleener	A. Luck	4
10/19	CINCINNATI	20	T. Richardson	A. Luck	2
10/19	CINCINNATI	20	J. Doyle	A. Luck	4
9/7	@ Denver	20	R. Wayne	A. Luck	2

OPPONENT COMPLETIONS OVER 20 YARDS					
DATE	OPP	YDS	RECEIVER	PASSER	QTR
9/21	@ Jacksonville	63t	A. Hums	B. Bortles	4
11/3	@ NY Giants	59	O. Beckham	E. Manning	3
9/15	PHILADELPHIA	57	D. Sproles	N. Foles	1
10/26	@ Pittsburgh	52	M. Bryant	B. Roethlisberger	2
9/15	PHILADELPHIA	51	D. Sproles	N. Foles	4
10/26	@ Pittsburgh	49	H. Miller	B. Roethlisberger	3
10/26	@ Pittsburgh	47t	A. Brown	B. Roethlisberger	2
12/21	@ Dallas	43t	T. Williams	B. Weeden	4
11/30	WASHINGTON	42t	D. Jackson	C. McCoy	3
10/9	@ Houston	40	D. Johnson	R. Fitzpatrick	3
9/7	@ Denver	40	E. Sanders	P. Manning	2
11/16	NEW ENGLAND	39	S. Vereen	T. Brady	3
11/23	JACKSONVILLE	37	M. Lee	B. Bortles	4
12/14	HOUSTON	35	D. Hopkins	T. Savage	2
9/7	@ Denver	35t	J. Thomas	P. Manning	2
9/7	@ Denver	34	J. Thomas	P. Manning	1
10/19	CINCINNATI	32	M. Sanu	A. Dalton	4
11/30	WASHINGTON	31	R. Helu	C. McCoy	4
9/29	TENNESSEE	31	D. Walker	C. Whitehurst	2
12/14	HOUSTON	30	D. Posey	T. Savage	3
11/30	WASHINGTON	30	J. Reed	C. McCoy	4
10/5	BALTIMORE	30	J. Jones	J. Flacco	4
11/30	WASHINGTON	29	J. Reed	C. McCoy	3
10/9	@ Houston	28	A. Foster	R. Fitzpatrick	3
12/7	@ Cleveland	27	T. Benjamin	B. Hoyer	2
9/15	PHILADELPHIA	27	Z. Ertz	N. Foles	1
11/16	NEW ENGLAND	26	B. LaFell	T. Brady	3
11/16	NEW ENGLAND	26	R. Gronkowski	T. Brady	4
11/3	@ NY Giants	26	P. Hillis	E. Manning	2
10/26	@ Pittsburgh	26	L. Moore	B. Roethlisberger	1
10/5	@ Houston	26	A. Johnson	R. Fitzpatrick	3
9/7	@ Denver	26	D. Thomas	P. Manning	4
9/21	@ Jacksonville	26	W. Ta'ufou'u	B. Bortles	3
9/21	@ Jacksonville	26	T. Gerhart	B. Bortles	4
10/5	BALTIMORE	26	J. Forsett	J. Flacco	2
12/21	@ Dallas	25t	J. Witten	T. Romo	3
12/21	@ Dallas	24t	C. Beasley	T. Romo	2
12/21	@ Dallas	24	D. Bryant	T. Romo	1
11/30	WASHINGTON	24	A. Roberts	C. McCoy	3
11/3	@ NY Giants	24	A. Williams	E. Manning	3
9/15	PHILADELPHIA	24	Z. Ertz	N. Foles	4
11/30	WASHINGTON	22	A. Roberts	C. McCoy	2
11/16	NEW ENGLAND	22	B. LaFell	T. Brady	4
10/5	@ Houston	22	A. Johnson	R. Fitzpatrick	3
11/30	WASHINGTON	21t	R. Helu	C. McCoy	2
9/15	PHILADELPHIA	21	Z. Ertz	N. Foles	3
9/21	@ Jacksonville	21	A. Robinson	B. Bortles	3
9/29	TENNESSEE	21	K. Wright	C. Whitehurst	3
12/21	@ Dallas	20	J. Witten	T. Romo	2
12/7	@ Cleveland	20	J. Cameron	B. Hoyer	1
12/7	@ Cleveland	20	A. Hawkins	B. Hoyer	4
11/16	NEW ENGLAND	20	R. Gronkowski	T. Brady	2
11/3	@ NY Giants	20	C. Washington	E. Manning	4
10/5	BALTIMORE	20	T. Smith	J. Flacco	2
9/29	TENNESSEE	20	J. Hunter	C. Whitehurst	2

## BIG PLAYS

### COLTS RUSHES OVER 15 YARDS

<u>DATE</u>	<u>OPP</u>	<u>YDS</u>	<u>RUSHER</u>	<u>QTR</u>
11/30	WASHINGTON	49t	D. Herron	2
9/15	PHILADELPHIA	29	A. Bradshaw	1
9/21	@ Jacksonville	28	A. Bradshaw	3
9/21	@ Jacksonville	27	T. Richardson	1
11/23	JACKSONVILLE	20	A. Luck	3
11/23	JACKSONVILLE	20	A. Luck	2
10/5	BALTIMORE	20	A. Bradshaw	1
11/23	JACKSONVILLE	18	D. Herron	4
11/3	@ NY Giants	17	A. Bradshaw	3
11/30	WASHINGTON	15	A. Luck	2
11/23	JACKSONVILLE	15	T. Hilton	3
10/19	CINCINNATI	15	A. Bradshaw	2
9/15	PHILADELPHIA	15	T. Richardson	1
9/15	PHILADELPHIA	15	T. Richardson	2
9/15	PHILADELPHIA	15	A. Luck	3

### OPPONENT RUSHES OVER 15 YARDS

<u>DATE</u>	<u>OPP</u>	<u>YDS</u>	<u>RUSHER</u>	<u>QTR</u>
12/28	@ Tennessee	52	S. Grenne	3
10/9	@ Houston	34	A. Foster	3
10/5	BALTIMORE	29	J. Forsett	2
11/16	NEW ENGLAND	25	J. Edelman	1
11/23	JACKSONVILLE	23	T. Gerhart	2
9/28	TENNESSEE	23	C. Whitehurst	1
11/30	WASHINGTON	21	A. Morris	1
9/15	PHILADELPHIA	21	L. McCoy	3
11/23	JACKSONVILLE	20	B. Bortles	1
11/16	NEW ENGLAND	20	J. Gray	1
9/21	@ Jacksonville	20	B. Bortles	3
9/15	PHILADELPHIA	19t	D. Sproles	3
12/14	HOUSTON	18	A. Foster	3
11/16	NEW ENGLAND	18	S. Vereen	1
11/3	@ NY Giants	18	E. Manning	4
12/28	@ Tennessee	17	S. Grenne	2
11/3	@ NY Giants	17	M. Cox	4
10/26	@ Pittsburgh	17	L. Bell	4
11/16	NEW ENGLAND	16	J. Gray	1
11/3	@ NY Giants	16	P. Hillis	2
9/15	PHILADELPHIA	16	L. McCoy	3
9/7	@ Denver	15	M. Ball	1

# REGULAR SEASON STAT PACK

## WEEKLY TEAM RANKINGS

	NFL						AFC					
	OFFENSE			DEFENSE			OFFENSE			DEFENSE		
	OVERALL	RUSH	PASS	OVERALL	RUSH	PASS	OVERALL	RUSH	PASS	OVERALL	RUSH	PASS
Week 1	8/408.0	29/54.0	3/354.0	16/361.0	T-14/102.0	22/259.0	3/408.0	14/54.0	2/354.0	5/361.0	8/102.0	9/259.0
Week 2	8/374.5	20/111.5	7/263.0	28/409.5	17/114.5	28/295.0	3/374.5	11/111.5	3/263.0	14/409.5	8/114.5	14/295.0
Week 3	3/426.0	14/122.3	4/303.7	29/387.7	17/111.3	28/276.3	1/426.0	10/122.3	1/303.7	13/387.7	7/111.3	14/276.3
Week 4	1/444.0	18/118.0	1/326.0	19/356.0	11/104.8	21/251.3	1/444.0	10/118.0	1/326.0	11/356.0	5/104.8	11/251.3
Week 5	2/439.6	17/117.8	1/321.8	12/342.2	T-12/101.8	16/240.4	1/439.6	10/117.8	1/321.8	8/342.2	T-6/101.8	9/240.4
Week 6	1/444.0	16/115.3	1/328.7	13/340.5	11/107.5	14/233.0	1/444.0	10/115.3	1/328.7	8/340.5	6/107.5	7/233.0
Week 7	1/452.9	12/123.3	1/329.6	3/311.1	9/96.7	5/214.4	1/452.9	8/123.3	1/329.6	1/311.1	5/96.7	5/214.4
Week 8	1/452.3	13/115.8	1/336.5	15/352.1	9/99.3	21/252.9	1/452.3	8/115.8	1/336.5	9/352.1	5/99.3	12/252.9
Week 9	1/451.2	14/113.8	1/337.4	18/361.7	9/98.1	26/263.6	1/451.2	8/113.8	1/337.4	11/361.7	5/98.1	15/263.6
Week 10	1/451.2	14/113.8	1/337.4	18/361.7	9/98.1	27/263.6	1/451.2	8/113.8	1/337.4	10/361.7	5/98.1	15/263.6
Week 11	1/438.3	17/104.3	1/334.0	24/375.6	17/112.7	27/262.9	1/438.3	10/104.3	1/334.0	13/375.6	10/112.7	15/262.9
Week 12	1/433.8	17/110.7	1/323.1	17/359.3	17/109.9	20/249.4	1/433.8	10/110.7	1/323.1	10/359.3	9/109.9	13/249.4
Week 13	1/438.3	15/112	1/326.3	23/364.8	13/107.8	25/257.0	1/438.3	9/112.0	1/326.3	13/364.8	6/107.8	14/257.0
Week 14	1/432.4	18/110.5	1/321.8	18/355.8	13/108.0	22/247.8	1/432.4	10/110.5	1/321.8	11/355.8	7/108.0	13/247.8
Week 15	3/421.4	17/110.5	1/310.9	15/351.0	T-16/110.4	19/240.6	2/421.4	9/110.5	1/310.9	8/351.0	9/110.4	10/240.6
Week 16	3/408.5	21/103.2	1/305.3	19/352.7	15/111.5	18/241.3	2/408.5	11/103.2	1/305.3	10/352.7	8/111.5	11/241.3
Week 17	3/406.6	22/100.8	1/305.9	11/342.7	18/113.4	12/229.3	2/406.6	12/100.8	1/305.9	7/342.7	8/113.4	7/229.3

## TURNOVERS

OPPONENT	TAKEAWAYS			GIVEAWAYS			DIFFERENCE	RESULT
	FUMBLES	INT	TOTAL	FUMBLES	INT	TOTAL		
@ Denver	0	0	0	0	2	2	-2	L, 31-24
PHILADELPHIA	0	1	1	1	1	2	-1	L, 30-27
@ Jacksonville	1	2	3	0	0	0	+3	W, 44-17
TENNESSEE	1	2	3	0	1	1	+2	W, 41-17
BALTIMORE	2	1	3	2	2	4	-1	W, 20-13
@ Houston	2	0	2	1	1	2	0	W, 33-28
CINCINNATI	0	0	0	2	0	2	-2	W, 27-0
@ Pittsburgh	2	0	2	0	2	2	0	L, 51-34
@ NY Giants	1	0	1	0	0	0	+1	W, 40-24
NEW ENGLAND	0	2	2	0	1	1	+1	L, 42-20
JACKSONVILLE	1	1	2	3	0	3	-1	W, 23-3
WASHINGTON	1	0	1	2	1	3	-2	W, 49-27
@ Cleveland	0	2	2	2	2	4	-2	W, 25-24
HOUSTON	1	1	2	1	1	2	0	W, 17-10
@ Dallas	1	0	1	1	2	3	-2	L, 42-7
@ Tennessee	1	0	1	0	0	0	+1	W, 27-10

## TURNOVER EXCHANGE

### POINT DIFFERENTIAL

	TAKEAWAY	INT	FR	SCR	TD	FG	PTS	TD%	FG%	%PTS
COLTS	26	12	14	2	10	5	85	38.5%	19.2%	57.7%
OPPONENTS	31	16	15	5	10	4	82	32.3%	12.9%	45.2%



## TEAM HIGHS AND LOWS

### MOST POINTS

Colts	49	vs. WASHINGTON (11/30)
Opponents	51	@ Pittsburgh (10/26)

### MOST POINTS IN A HALF

Colts	30	@ Jacksonville (9/21)
Opponents	35	@ Pittsburgh (10/26)

### MOST FIRST DOWNS

Colts	31	vs. TENNESSEE (9/29)
Opponents	34	@ Pittsburgh (10/26)

### MOST RUSHING YARDS

Colts	175	vs. JACKSONVILLE (11/23)
Opponents	244	vs. NEW ENGLAND (11/16)

### MOST RUSHING ATTEMPTS

Colts	41	vs. TENNESSEE (9/29)
Opponents	45	vs. NEW ENGLAND (11/16)

### MOST NET PASSING YARDS

Colts	393	vs. TENNESSEE (9/29)
Opponents	522	@ Pittsburgh (10/26)

### MOST PASS ATTEMPTS

Colts	53	Twice, Last: @ Cleveland (12/7)
Opponents	52	@ NY Giants (11/3)

### MOST PASS COMPLETIONS

Colts	35	@ Denver (9/7)
Opponents	40	@ Pittsburgh (10/26)

### MOST SACKS

Colts	6.0	vs. WASHINGTON (11/30)
Opponents	5.0	vs. JACKSONVILLE (11/23)

### MOST TOTAL NET YARDS

Colts	529	@ Jacksonville (9/21)
Opponents	639	@ Pittsburgh (10/26)

### MOST TIME OF POSSESSION

Colts	42:21	vs. TENNESSEE (9/29)
Opponents	39:43	@ Pittsburgh (10/26)

### MOST INTERCEPTIONS MADE

Colts	2	Four times, Last: @ Cleveland (12/7)
Opponents	2	Three times, Last: @ Dallas (12/21)

### MOST PENALTIES

Colts	11	vs. TENNESSEE (9/29)
Opponents	11	vs. PHILADELPHIA (9/15)

### MOST YARDS PENALIZED

Colts	88	vs. TENNESSEE (9/29)
Opponents	90	vs. PHILADELPHIA (9/15)

\*Home games in all CAPS

### FEWEST POINTS

Colts	7	@ Dallas (12/21)
Opponents	0	vs. CINCINNATI (10/19)

### FEWEST POINTS IN A HALF

Colts	0	@ Dallas (12/21)
Opponents	0	Three times, Last: vs. JACKSONVILLE (11/23)

### FEWEST FIRST DOWNS

Colts	16	@ Tennessee (12/28)
Opponents	8	vs. CINCINNATI (10/19)

### FEWEST RUSHING YARDS

Colts	1	@ Dallas (12/21)
Opponents	32	vs. CINCINNATI (10/19)

### FEWEST RUSHING ATTEMPTS

Colts	10	Twice, Last: @ Dallas (12/21)
Opponents	12	vs. CINCINNATI (10/19)

### FEWEST NET PASSING YARDS

Colts	168	vs. HOUSTON (12/14)
Opponents	50	@ Tennessee (12/28)

### FEWEST PASS ATTEMPTS

Colts	27	vs. WASHINGTON (11/30)
Opponents	25	vs. HOUSTON (12/14)

### FEWEST PASS COMPLETIONS

Colts	18	vs. HOUSTON (12/14)
Opponents	13	Twice, Last: @ Tennessee (12/28)

### FEWEST SACKS

Colts	0.0	Four Times, Last: vs. NEW ENGLAND (11/16)
Opponents	0.0	vs. PHILADELPHIA (9/15)

### FEWEST TOTAL NET YARDS

Colts	229	@ Dallas (12/21)
Opponents	135	vs. CINCINNATI (10/19)

### FEWEST TIME OF POSSESSION

Colts	20:17	@ Pittsburgh (10/26)
Opponents	17:39	vs. TENNESSEE (9/29)

### FEWEST INTERCEPTIONS MADE

Colts	0	Seven Times, Last: @ Dallas (12/21)
Opponents	0	Three Times, Last: @ NY Giants (11/3)

### FEWEST PENALTIES

Colts	4	Four times, Last: @ Tennessee (12/28)
Opponents	4	Three times, Last: @ Tennessee (12/28)

### FEWEST YARDS PENALIZED

Colts	20	Twice, Last: @ Tennessee (12/28)
Opponents	20	vs. CINCINNATI (10/19)



# REGULAR SEASON STAT PACK

## INDIVIDUAL HIGHS

### MOST YARDS RUSHING

Colts	88	D. Herron	vs. WASHINGTON (11/30)
Opponents	201	J. Gray	vs. NEW ENGLAND (11/16)

### MOST RUSHING TOUCHDOWNS

Colts	1	Four tied	Last: D. Herron vs. WASHINGTON (11/30)
Opponents	4	J. Gray	vs. NEW ENGLAND (11/16)

### MOST YARDS PASSING

Colts	400	A. Luck	@ Pittsburgh (10/26)
Opponents	522	B. Roethlisberger	@ Pittsburgh (10/26)

### MOST PASSING ATTEMPTS

Colts	53	Twice: A. Luck	Last: @ Cleveland (12/7)
Opponents	52	E. Manning	@ NY Giants (11/3)

### MOST COMPLETIONS

Colts	35	A. Luck	@ Denver (9/7)
Opponents	40	B. Roethlisberger	@ Pittsburgh (10/26)

### HIGHEST COMPLETION PCT. (MIN 15 ATT)

Colts	79.5%	A. Luck	@ Jacksonville (9/21)
Opponents	90.0%	T. Romo	@ Dallas (12/21)

### MOST TOUCHDOWN PASSES

Colts	5	A. Luck	vs. WASHINGTON (11/30)
Opponents	6	B. Roethlisberger	@ Pittsburgh (10/26)

### MOST RECEPTIONS

Colts	10	T. Hilton	@ Cleveland (12/7)
Opponents	10	A. Brown	@ Pittsburgh (10/26)

### MOST RECEIVING YARDS

Colts	223	T. Hilton	@ Houston (10/9)
Opponents	156	O. Beckham	@ NY Giants (11/3)

### MOST TOUCHDOWN RECEPTIONS

Colts	2	Four tied	Last: C. Fleener @ Tennessee (12/28)
Opponents	3	J. Thomas	@ Denver (9/7)

### MOST POINTS

Colts	16	A. Vinatieri	@ NY Giants (11/3)
Opponents	24	J. Gray	vs. NEW ENGLAND (11/16)

### MOST SACKS

Colts	2.0	Three tied	Last: J. Newsome @ Tennessee (12/28)
Opponents	3.0	C. Clemons	vs. JACKSONVILLE (11/23)

### MOST INTERCEPTIONS

Colts	2	Twice: Mike Adams	Last: vs. NEW ENGLAND (11/16)
Opponents	2	R. Moore	@ Denver (9/7)

\*Home games in all CAPS

### RUSHING YARDS

88	D. Herron	vs. WASHINGTON (11/30)
79	T. Richardson	vs. PHILADELPHIA (9/15)
77	T. Richardson	vs. CINCINNATI (10/19)

### RUSHING ATTEMPTS

21	T. Richardson	vs. PHILADELPHIA (9/15)
20	T. Richardson	vs. TENNESSEE (9/28)
17	T. Richardson	@ Houston (10/9)

### LONGEST RUSH

49t	D. Herron	vs. WASHINGTON (11/30)
29	A. Bradshaw	vs. PHILADELPHIA (9/15)
28	A. Bradshaw	@ Jacksonville (9/21)

### RECEPTIONS

10	T. Hilton	@ Cleveland (12/7)
9	R. Wayne	@ Denver (9/7)
9	Twice: T. Hilton	Last: @ Houston (10/9)
9	H. Nicks	@ Dallas (12/21)

### RECEIVING YARDS

223	T. Hilton	@ Houston (10/9)
155	T. Hilton	@ Pittsburgh (10/26)
150	T. Hilton	@ Cleveland (12/7)
144	C. Fleener	vs. NEW ENGLAND (11/16)

### LONGEST RECEPTION

80	R. Wayne	@ Tennessee (12/28)
79t	D. Moncrief	vs. WASHINGTON (11/30)
73t	C. Fleener	vs. WASHINGTON (11/30)
73t	T. Hilton	vs. JACKSONVILLE (11/23)

### PASSING ATTEMPTS

53	A. Luck	@ Denver (9/7)
53	A. Luck	@ Cleveland (12/7)
49	A. Luck	vs. BALTIMORE (10/5)

### PASS COMPLETIONS

35	A. Luck	@ Denver (9/7)
32	A. Luck	vs. BALTIMORE (10/5)
31	A. Luck	@ Jacksonville (9/21)

### LONGEST KICKOFF RETURN

76	J. Cribbs	@ Tennessee (12/28)
46	J. Cribbs	vs. JACKSONVILLE (11/23)
41	J. Cribbs	@ Cleveland (12/7)

### LONGEST FIELD GOAL

53	A. Vinatieri	vs. NEW ENGLAND (11/16)
51	A. Vinatieri	@ Cleveland (12/7)
50	A. Vinatieri	vs. CINCINNATI (10/19)

## INDIVIDUAL GAME-BY-GAME STATS

Passing		A.Luck											
Date	Opponent	Att	Cmp	Yds	Cmp%	Yds/Att	TD	TD%	INT	INT%	LG	Sack/Lost	Rating
9/7	@ Denver	53	35	370	66.0	6.98	2	3.8	2	3.8	41t	3/16	83.1
9/15	Philadelphia	34	20	172	58.8	5.06	3	8.8	1	2.9	19	0/0	89.3
9/21	@ Jacksonville	39	31	370	79.5	9.49	4	10.3	0	0.0	39	2/5	140.4
9/28	Tennessee	41	29	393	70.7	9.59	4	9.8	1	2.4	37	0/0	123.3
10/5	Baltimore	49	32	312	65.3	6.37	1	2.0	2	4.1	30	1/7	72.8
10/9	@ Houston	44	25	370	56.8	8.41	3	6.8	1	2.3	49	3/7	97.7
10/19	Cincinnati	42	27	344	64.3	8.19	2	4.8	0	0.0	46	2/9	105.7
10/26	@ Pittsburgh	45	26	400	57.8	8.89	3	6.7	2	4.4	52	2/15	91.0
11/3	@ New York Giants	46	25	354	54.3	7.70	4	8.7	0	0.0	40t	1/9	108.4
11/16	New England	39	23	303	59.0	7.77	2	5.1	1	2.6	46	1/0	90.0
11/23	Jacksonville	32	21	253	65.6	7.91	1	3.1	0	0.0	73t	5/39	100.1
11/30	Washington	27	19	370	70.4	13.70	5	18.5	1	3.7	79t	1/9	137.0
12/7	@ Cleveland	53	24	294	45.3	5.55	2	3.8	2	3.8	42t	3/25	59.8
12/14	Houston	34	18	187	52.9	5.50	2	5.9	1	2.9	26t	2/19	76.5
12/21	@ Dallas	22	15	109	68.2	4.95	0	0.0	2	9.1	22	0/0	41.7
12/28	@ Tennessee	16	10	160	62.5	10.00	2	12.5	0	0.0	80	1/1	135.4
<b>TOTALS</b>		<b>616</b>	<b>380</b>	<b>4761</b>	<b>61.7</b>	<b>7.73</b>	<b>40</b>	<b>6.5</b>	<b>16</b>	<b>2.6</b>	<b>80</b>	<b>27/161</b>	<b>96.5</b>

Passing		M.Hasselbeck											
Date	Opponent	Att	Cmp	Yds	Cmp%	Yds/Att	TD	TD%	INT	INT%	LG	Sack/Lost	Rating
9/7	@ Denver												
9/15	Philadelphia												
9/21	@ Jacksonville	4	2	20	50.0	5.00	0	0.0	0	0.0	12	0/0	64.6
9/28	Tennessee	0	0	0	0	0	0	0	0	0	--	0	0
10/5	Baltimore												
10/9	@ Houston												
10/19	Cincinnati												
10/26	@ Pittsburgh												
11/3	@ New York Giants												
11/16	New England												
11/23	Jacksonville												
11/30	Washington												
12/7	@ Cleveland												
12/14	Houston												
12/21	@ Dallas	21	15	126	71.4	6.00	1	4.8	0	0.0	21	2/7	102.5
12/28	@ Tennessee	19	13	155	68.4	8.16	1	5.3	0	0.0	32	0/0	110.6
<b>TOTALS</b>		<b>44</b>	<b>30</b>	<b>301</b>	<b>68.2</b>	<b>6.84</b>	<b>2</b>	<b>4.5</b>	<b>0</b>	<b>0.0</b>	<b>32</b>	<b>2/7</b>	<b>102.6</b>

Passing		P.McAfee											
Date	Opponent	Att	Cmp	Yds	Cmp%	Yds/Att	TD	TD%	INT	INT%	LG	Sack/Lost	Rating
9/7	@ Denver	0	0	0	0	0	0	0	0	0	--	0	0
9/15	Philadelphia	0	0	0	0	0	0	0	0	0	--	0	0
9/21	@ Jacksonville	0	0	0	0	0	0	0	0	0	--	0	0
9/28	Tennessee	0	0	0	0	0	0	0	0	0	--	0	0
10/5	Baltimore	0	0	0	0	0	0	0	0	0	--	0	0
10/9	@ Houston	0	0	0	0	0	0	0	0	0	--	0	0
10/19	Cincinnati	0	0	0	0	0	0	0	0	0	--	0	0
10/26	@ Pittsburgh	0	0	0	0	0	0	0	0	0	--	0	0
11/3	@ New York Giants	0	0	0	0	0	0	0	0	0	--	0	0
11/16	New England	0	0	0	0	0	0	0	0	0	--	0	0
11/23	Jacksonville	0	0	0	0	0	0	0	0	0	--	0	0
11/30	Washington	0	0	0	0	0	0	0	0	0	--	0	0
12/7	@ Cleveland	0	0	0	0	0	0	0	0	0	--	0	0
12/14	Houston	0	0	0	0	0	0	0	0	0	--	0	0
12/21	@ Dallas	1	0	0	0.0	0.00	0	0.0	0	0.0	0	0/0	39.6
12/28	@ Tennessee	0	0	0	0	0	0	0	0	0	--	0	0
<b>TOTALS</b>		<b>1</b>	<b>0</b>	<b>0</b>	<b>0.0</b>	<b>0.00</b>	<b>0</b>	<b>0.0</b>	<b>0</b>	<b>0.0</b>	<b>0</b>	<b>0/0</b>	<b>39.6</b>

# REGULAR SEASON STAT PACK

## INDIVIDUAL GAME-BY-GAME STATS

Rushing		T.Richardson					A.Bradshaw					D.Herron				
Date	Opponent	No	Yds	Avg	LG	TD	No	Yds	Avg	LG	TD	No	Yds	Avg	LG	TD
9/7	@ Denver	6	20	3.3	7	0	3	15	5.0	9	0	0	0	0	--	0
9/15	Philadelphia	21	79	3.8	15	0	13	70	5.4	29	0	0	0	0	--	0
9/21	@ Jacksonville	14	57	4.1	27	0	9	65	7.2	28	0	1	1	1.0	1	0
9/28	Tennessee	20	47	2.4	10	1	9	32	3.6	6	0	7	24	3.4	7	0
10/5	Baltimore	9	37	4.1	14	0	15	68	4.5	20	0	0	0	0	--	0
10/9	@ Houston	17	41	2.4	9	1	11	34	3.1	13	0	0	0	0	--	0
10/19	Cincinnati	14	77	5.5	11	0	10	52	5.2	15	1	5	37	7.4	13	0
10/26	@ Pittsburgh	Active, Did Not Play					6	35	5.8	12t	1	1	2	2.0	2	0
11/3	@ New York Giants	7	33	4.7	9	0	7	50	7.1	17	0	8	10	1.3	5	0
11/16	New England	6	0	0.0	2	0	7	4	0.6	5	0	0	0	0	--	0
11/23	Jacksonville	13	42	3.2	12	1	Not on Team					12	65	5.4	18	0
11/30	Washington	8	12	1.5	3	0	Not on Team					8	88	11.0	49t	1
12/7	@ Cleveland	7	30	4.3	8	0	Not on Team					8	26	3.3	9	0
12/14	Houston	9	32	3.6	9	0	Not on Team					11	60	5.5	11	0
12/21	@ Dallas	2	1	0.5	3	0	Not on Team					7	3	0.4	4	0
12/28	@ Tennessee	6	11	1.8	4	0	Not on Team					10	35	3.5	9	0
<b>TOTALS</b>		<b>159</b>	<b>519</b>	<b>3.3</b>	<b>27</b>	<b>3</b>	<b>90</b>	<b>425</b>	<b>4.7</b>	<b>29</b>	<b>2</b>	<b>78</b>	<b>351</b>	<b>4.5</b>	<b>49t</b>	<b>1</b>

Rushing		A.Luck					T.Hilton					Z.Tipton				
Date	Opponent	No	Yds	Avg	LG	TD	No	Yds	Avg	LG	TD	No	Yds	Avg	LG	TD
9/7	@ Denver	5	19	3.8	9t	1	0	0	0	--	0	Inactive				
9/15	Philadelphia	4	20	5.0	15	0	0	0	0	--	0	Not on Team				
9/21	@ Jacksonville	3	15	5.0	10	0	0	0	0	--	0	Not on Team				
9/28	Tennessee	1	-1	-1.0	-1	0	1	5	5.0	5	0	Not on Team				
10/5	Baltimore	6	22	3.7	13t	1	0	0	0	--	0	Not on Team				
10/9	@ Houston	7	18	2.6	10	0	0	0	0.0	0	0	Not on Team				
10/19	Cincinnati	4	5	1.3	2	0	0	0	0	--	0	Not on Team				
10/26	@ Pittsburgh	3	26	8.7	14	0	0	0	0	--	0	Not on Team				
11/3	@ New York Giants	2	5	2.5	5	0	0	0	0	--	0	Not on Team				
11/16	New England	3	15	5.0	7	0	0	0	0	--	0	Not on Team				
11/23	Jacksonville	8	49	6.1	20	0	1	15	15.0	15	0	0	0	0	--	0
11/30	Washington	4	20	5.0	15	0	0	0	0	--	0	0	0	0	--	0
12/7	@ Cleveland	5	37	7.4	13	1	0	0	0	--	0	0	0	0	--	0
12/14	Houston	8	18	2.3	8	0	0	0	0	--	0	0	0	0	--	0
12/21	@ Dallas	0	0	0	--	0	Inactive					1	-3	-3.0	-3	0
12/28	@ Tennessee	1	5	5.0	5	0	0	0	0	--	0	9	21	2.3	9	0
<b>TOTALS</b>		<b>64</b>	<b>273</b>	<b>4.3</b>	<b>20</b>	<b>3</b>	<b>2</b>	<b>20</b>	<b>10.0</b>	<b>15</b>	<b>0</b>	<b>10</b>	<b>18</b>	<b>1.8</b>	<b>9</b>	<b>0</b>

Rushing		D.Moncrief					M.Hasselbeck				
Date	Opponent	No	Yds	Avg	LG	TD	No	Yds	Avg	LG	TD
9/7	@ Denver	0	0	0	--	0	Active, Did Not Play				
9/15	Philadelphia	0	0	0	--	0	Active, Did Not Play				
9/21	@ Jacksonville	1	7	7.0	7	0	1	-1	-1.0	-1	0
9/28	Tennessee	0	0	0	--	0	3	-2	-0.7	0	0
10/5	Baltimore	0	0	0	--	0	Active, Did Not Play				
10/9	@ Houston	0	0	0	--	0	Active, Did Not Play				
10/19	Cincinnati	1	0	0.0	0	0	Active, Did Not Play				
10/26	@ Pittsburgh	0	0	0	--	0	Active, Did Not Play				
11/3	@ New York Giants	0	0	0	--	0	Active, Did Not Play				
11/16	New England	0	0	0	--	0	Active, Did Not Play				
11/23	Jacksonville	1	4	4.0	4	0	Active, Did Not Play				
11/30	Washington	1	6	6.0	6	0	Active, Did Not Play				
12/7	@ Cleveland	0	0	0	--	0	Active, Did Not Play				
12/14	Houston	0	0	0	--	0	Active, Did Not Play				
12/21	@ Dallas	0	0	0	--	0	0	0	0	--	0
12/28	@ Tennessee	0	0	0	--	0	4	-8	-2.0	-1	0
<b>TOTALS</b>		<b>4</b>	<b>17</b>	<b>4.3</b>	<b>7</b>	<b>0</b>	<b>8</b>	<b>-11</b>	<b>-1.4</b>	<b>0</b>	<b>0</b>



## INDIVIDUAL GAME-BY-GAME STATS

Receiving		T.Hilton						R.Wayne						C.Fleener					
Date	Opponent	Tar	Rec	Yds.	Avg.	LG	TD	Tar	Rec	Yds.	Avg.	LG	TD	Tar	Rec	Yds.	Avg.	LG	TD
9/7	@ Denver	11	5	41	8.2	9	0	13	9	98	10.9	22	0	8	3	21	7.0	12	0
9/15	Philadelphia	11	6	65	10.8	16	0	7	3	28	9.3	19	0	1	1	13	13.0	13	0
9/21	@ Jacksonville	6	5	80	16.0	39	0	5	4	62	15.5	23	0	7	4	49	12.3	23	1
9/28	Tennessee	10	6	105	17.5	37	0	8	7	119	17.0	28t	1	3	2	26	13.0	24	1
10/5	Baltimore	12	9	90	10.0	21	0	12	7	77	11.0	28	0	2	1	30	30.0	30	0
10/9	@ Houston	9	9	223	24.8	49	1	9	4	35	8.8	11	0	4	2	11	5.5	7	1
10/19	Cincinnati	9	7	107	15.3	46	0	8	4	15	3.8	9	0	5	4	64	16.0	26	0
10/26	@ Pittsburgh	10	6	155	25.8	45	1	Inactive						4	1	4	4.0	4	0
11/3	@ New York Giants	6	3	71	23.7	31t	1	10	4	70	17.5	40t	1	11	4	77	19.3	32t	1
11/16	New England	7	3	24	8.0	13	0	9	5	91	18.2	46	0	7	7	144	20.6	45	0
11/23	Jacksonville	5	4	122	30.5	73t	1	9	3	10	3.3	8	0	4	2	28	14.0	14	0
11/30	Washington	5	5	62	12.4	25	1	5	4	31	7.8	11	0	7	4	127	31.8	73t	2
12/7	@ Cleveland	19	10	150	15.0	42t	2	8	1	5	5.0	5	0	10	5	56	11.2	18	0
12/14	Houston	8	4	50	12.5	20	0	5	4	24	6.0	10	0	5	2	32	16.0	22	0
12/21	@ Dallas	Inactive						5	3	23	7.7	11	0	7	4	36	9.0	17	0
12/28	@ Tennessee	3	0	0	0.0	0	0	3	2	91	45.5	80	0	7	5	56	11.2	20	2
<b>TOTALS</b>		<b>131</b>	<b>82</b>	<b>1345</b>	<b>16.4</b>	<b>73t</b>	<b>7</b>	<b>116</b>	<b>64</b>	<b>779</b>	<b>12.2</b>	<b>80</b>	<b>2</b>	<b>92</b>	<b>51</b>	<b>774</b>	<b>15.2</b>	<b>73t</b>	<b>8</b>

Receiving		A.Bradshaw						H.Nicks						D.Moncrief					
Date	Opponent	Tar	Rec	Yds.	Avg.	LG	TD	Tar	Rec	Yds.	Avg.	LG	TD	Tar	Rec	Yds.	Avg.	LG	TD
9/7	@ Denver	6	5	70	14.0	22	0	5	5	36	7.2	13	1	1	1	9	9.0	9	0
9/15	Philadelphia	5	5	26	5.2	9	2	3	1	-4	-4.0	-4	0	1	1	16	16.0	16	0
9/21	@ Jacksonville	3	2	18	9.0	12	1	4	4	50	12.5	29	1	5	4	55	13.8	22	0
9/28	Tennessee	2	2	20	10.0	15t	1	6	2	12	6.0	8	0	2	2	14	7.0	10	0
10/5	Baltimore	5	4	17	4.3	11	0	6	3	29	9.7	16	0	0	0	0	0	0	0
10/9	@ Houston	6	3	25	8.3	17	1	7	2	18	9.0	12	0	0	0	0	0	0	0
10/19	Cincinnati	3	3	36	12.0	18	1	1	0	0	0.0	0	0	2	1	9	9.0	9	0
10/26	@ Pittsburgh	7	7	52	7.4	12	0	5	1	27	27.0	27	0	12	7	113	16.1	52	1
11/3	@ New York Giants	5	3	29	9.7	22	0	4	3	44	14.7	22	0	1	1	2	2.0	2	0
11/16	New England	5	4	7	1.8	4	0	5	2	15	7.5	10t	1	1	0	0	0.0	0	0
11/23	Jacksonville	Not on Team						1	1	16	16.0	16	0	4	4	38	9.5	16	0
11/30	Washington	Not on Team						0	0	0	0	0	0	4	3	134	44.7	79t	2
12/7	@ Cleveland	Not on Team						2	0	0	0.0	0	0	4	3	33	11.0	27	0
12/14	Houston	Not on Team						2	2	44	22.0	26t	1	4	0	0	0.0	0	0
12/21	@ Dallas	Not on Team						11	9	72	8.0	21	0	3	2	5	2.5	5	0
12/28	@ Tennessee	Not on Team						6	3	46	15.3	21	0	5	3	16	5.3	9	0
<b>TOTALS</b>		<b>47</b>	<b>38</b>	<b>300</b>	<b>7.9</b>	<b>22</b>	<b>6</b>	<b>68</b>	<b>38</b>	<b>405</b>	<b>10.7</b>	<b>29</b>	<b>4</b>	<b>49</b>	<b>32</b>	<b>444</b>	<b>13.9</b>	<b>79t</b>	<b>3</b>

Receiving		D.Allen						T.Richardson						D.Herron					
Date	Opponent	Tar	Rec	Yds.	Avg.	LG	TD	Tar	Rec	Yds.	Avg.	LG	TD	Tar	Rec	Yds.	Avg.	LG	TD
9/7	@ Denver	5	4	64	16.0	41t	1	4	3	31	10.3	16	0	0	0	0	0	0	0
9/15	Philadelphia	1	0	0	0.0	0	0	1	1	16	16.0	16	0	0	0	0	0	0	0
9/21	@ Jacksonville	6	4	43	10.8	22	1	4	3	23	7.7	15	0	0	0	0	0	0	0
9/28	Tennessee	3	3	38	12.7	17	1	5	4	52	13.0	24	0	0	0	0	0	0	0
10/5	Baltimore	5	4	59	14.8	28	1	5	4	10	2.5	6	0	0	0	0	0	0	0
10/9	@ Houston	7	3	49	16.3	18	0	0	0	0	0	0	0	0	0	0	0	0	0
10/19	Cincinnati	6	3	52	17.3	32t	1	5	4	41	10.3	20	0	0	0	0	0	0	0
10/26	@ Pittsburgh	2	1	21	21.0	21t	1	Active, Did Not Play						1	1	5	5.0	5	0
11/3	@ New York Giants	5	4	48	12.0	35	1	2	2	9	4.5	6	0	1	1	4	4.0	4	0
11/16	New England	0	0	0	0	0	0	1	1	21	21.0	21	0	0	0	0	0	0	0
11/23	Jacksonville	Inactive						1	0	0	0.0	0	0	5	5	31	6.2	14	0
11/30	Washington	Inactive						0	0	0	0	0	0	2	2	8	4.0	7	0
12/7	@ Cleveland	3	1	5	5.0	5	0	3	2	9	4.5	16	0	7	4	45	11.3	26	0
12/14	Houston	4	2	16	8.0	13	1	2	2	8	4.0	9	0	3	2	12	6.0	12	0
12/21	@ Dallas	3	0	0	0.0	0	0	2	2	8	4.0	9	0	4	3	37	12.3	22	0
12/28	@ Tennessee	Inactive						1	1	9	9.0	9	0	3	3	31	10.3	26	0
<b>TOTALS</b>		<b>50</b>	<b>29</b>	<b>395</b>	<b>13.6</b>	<b>41t</b>	<b>8</b>	<b>34</b>	<b>27</b>	<b>229</b>	<b>8.5</b>	<b>24</b>	<b>0</b>	<b>26</b>	<b>21</b>	<b>173</b>	<b>8.2</b>	<b>26</b>	<b>0</b>

# REGULAR SEASON STAT PACK

## INDIVIDUAL GAME-BY-GAME STATS

Receiving		J.Doyle						Z.Tipton						G.Whalen					
Date	Opponent	Tar	Rec	Yds.	Avg.	LG	TD	Tar	Rec	Yds.	Avg.	LG	TD	Tar	Rec	Yds.	Avg.	LG	TD
9/7	@ Denver		0	0	0	0	0			Inactive				0	0	0	0	0	0
9/15	Philadelphia	2	2	12	6.0	10	1			Not on Team				0	0	0	0	0	0
9/21	@ Jacksonville	3	3	10	3.3	6	0			Not on Team				0	0	0	0	0	0
9/28	Tennessee	1	1	7	7.0	7	0			Not on Team				0	0	0	0	0	0
10/5	Baltimore		0	0	0	0	0			Not on Team				0	0	0	0	0	0
10/9	@ Houston	2	2	9	4.5	6	0			Not on Team				0	0	0	0	0	0
10/19	Cincinnati	1	1	20	20.0	20	0			Not on Team				0	0	0	0	0	0
10/26	@ Pittsburgh		0	0	0	0	0			Not on Team			3	2	23	11.5	18	0	0
11/3	@ New York Giants		0	0	0	0	0			Not on Team				0	0	0	0	0	0
11/16	New England	1	0	0	0.0	0	0			Not on Team				0	0	0	0	0	0
11/23	Jacksonville	3	2	8	4.0	7	0	0	0	0	0	0	0			Not on Team			
11/30	Washington	1	1	8	8.0	8	0	0	0	0	0	0	0			Not on Team			
12/7	@ Cleveland		0	0	0	0	0	0	0	0	0	0	0			Not on Team			
12/14	Houston		0	0	0	0	0	0	0	0	0	0	0			Not on Team			
12/21	@ Dallas	3	2	23	11.5	13	0	4	4	23	5.8	12	1			Not on Team			
12/28	@ Tennessee	5	4	21	5.3	7	1	2	2	45	22.5	32	0			Not on Team			
<b>TOTALS</b>		<b>22</b>	<b>18</b>	<b>118</b>	<b>6.6</b>	<b>20</b>	<b>2</b>	<b>6</b>	<b>6</b>	<b>68</b>	<b>11.3</b>	<b>32</b>	<b>1</b>	<b>3</b>	<b>2</b>	<b>23</b>	<b>11.5</b>	<b>18</b>	<b>0</b>

Receiving		A.Castonzo						J.Cribbs						D.McDonald					
Date	Opponent	Tar	Rec	Yds.	Avg.	LG	TD	Tar	Rec	Yds.	Avg.	LG	TD	Tar	Rec	Yds.	Avg.	LG	TD
9/7	@ Denver		0	0	0	0	0			Not on Team						Not on Team			
9/15	Philadelphia		0	0	0	0	0			Not on Team						Not on Team			
9/21	@ Jacksonville		0	0	0	0	0			Not on Team						Not on Team			
9/28	Tennessee		0	0	0	0	0			Not on Team						Not on Team			
10/5	Baltimore		0	0	0	0	0			Not on Team				0	0	0	0	0	0
10/9	@ Houston		0	0	0	0	0			Not on Team				0	0	0	0	0	0
10/19	Cincinnati		0	0	0	0	0			Not on Team				0	0	0	0	0	0
10/26	@ Pittsburgh		0	0	0	0	0			Not on Team				0	0	0	0	0	0
11/3	@ New York Giants		0	0	0	0	0			Not on Team				0	0	0	0	0	0
11/16	New England	1	1	1	1.0	1t	1			Not on Team				0	0	0	0	0	0
11/23	Jacksonville		0	0	0	0	0	0	0	0	0	0	0			Not on Team			
11/30	Washington		0	0	0	0	0	0	0	0	0	0	0			Not on Team			
12/7	@ Cleveland		0	0	0	0	0	0	0	0	0	0	0			Not on Team			
12/14	Houston		0	0	0	0	0	0	0	0	0	0	0			Not on Team			
12/21	@ Dallas		0	0	0	0	0	1	1	8	8.0	8	0	1	0	0	0.0	0	0
12/28	@ Tennessee		0	0	0	0	0	0	0	0	0	0	0			Not on Team			
<b>TOTALS</b>		<b>1</b>	<b>1</b>	<b>1</b>	<b>1.0</b>	<b>1t</b>	<b>1</b>	<b>1</b>	<b>1</b>	<b>8</b>	<b>8.0</b>	<b>8</b>	<b>0</b>	<b>1</b>	<b>0</b>	<b>0</b>	<b>0.0</b>	<b>0</b>	<b>0</b>



# REGULAR SEASON STAT PACK

## INDIVIDUAL GAME-BY-GAME STATS

### Punting

Date	Opponent	P.McAfee						
		No.	Yds.	Avg.	TB	In20	LG	Net
9/7	@ Denver	4	199	49.8	1	0	59	43.8
9/15	Philadelphia	4	221	55.3	0	1	61	49.0
9/21	@ Jacksonville	2	107	53.5	0	2	56	53.5
9/28	Tennessee	4	168	42.0	0	3	60	40.3
10/5	Baltimore	3	143	47.7	0	2	56	47.7
10/9	@ Houston	4	159	39.8	0	3	44	39.8
10/19	Cincinnati	6	288	48.0	0	2	59	44.7
10/26	@ Pittsburgh	3	153	51.0	0	0	59	45.7
11/3	@ New York Giants	6	240	40.0	1	3	52	37.2
11/16	New England	3	170	56.7	0	2	58	54.7
11/23	Jacksonville	3	146	48.7	0	2	53	47.7
11/30	Washington	3	138	46.0	0	1	58	40.3
12/7	@ Cleveland	7	329	47.0	0	2	59	37.7
12/14	Houston	7	325	46.4	0	4	59	45.6
12/21	@ Dallas	5	232	46.4	1	0	61	36.6
12/28	@ Tennessee	5	203	40.6	0	3	47	38.6
<b>TOTALS</b>		<b>69</b>	<b>3221</b>	<b>46.7</b>	<b>3</b>	<b>30</b>	<b>61</b>	<b>42.8</b>

### Placekicking

Date	Opponent	P.McAfee								
		KO	KO Yds	TB	XP Att	XP	FG Att	FG	Long	Points
9/7	@ Denver	5	271	4	0	0	0	0	0	0
9/15	Philadelphia	6	394	5	0	0	0	0	0	0
9/21	@ Jacksonville	9	590	8	0	0	0	0	0	0
9/28	Tennessee	8	476	7	0	0	0	0	0	0
10/5	Baltimore	5	342	3	0	0	0	0	0	0
10/9	@ Houston	7	401	6	0	0	0	0	0	0
10/19	Cincinnati	6	400	3	0	0	0	0	0	0
10/26	@ Pittsburgh	7	439	5	0	0	0	0	0	0
11/3	@ New York Giants	9	596	5	0	0	0	0	0	0
11/16	New England	5	332	4	0	0	0	0	0	0
11/23	Jacksonville	6	390	6	0	0	0	0	0	0
11/30	Washington	8	522	7	0	0	0	0	0	0
12/7	@ Cleveland	6	396	1	0	0	0	0	0	0
12/14	Houston	4	265	3	0	0	0	0	0	0
12/21	@ Dallas	2	130	2	0	0	0	0	0	0
12/28	@ Tennessee	6	391	1	0	0	0	0	0	0
<b>TOTALS</b>		<b>99</b>	<b>6335</b>	<b>70</b>	<b>0</b>	<b>0</b>	<b>0</b>	<b>0</b>	<b>0</b>	<b>0</b>

### Placekicking

Date	Opponent	A.Vinatieri								
		KO	KO Yds	TB	XP Att	XP	FG Att	FG	Long	Points
9/7	@ Denver	0	0	0	3	3	1	1	25	6
9/15	Philadelphia	0	0	0	3	3	2	2	46	9
9/21	@ Jacksonville	0	0	0	5	5	3	3	48	14
9/28	Tennessee	0	0	0	5	5	2	2	31	11
10/5	Baltimore	0	0	0	2	2	2	2	38	8
10/9	@ Houston	0	0	0	3	3	2	2	34	9
10/19	Cincinnati	0	0	0	3	3	2	2	50	9
10/26	@ Pittsburgh	0	0	0	4	4	2	2	31	10
11/3	@ New York Giants	0	0	0	4	4	4	4	48	16
11/16	New England	0	0	0	2	2	2	2	53	8
11/23	Jacksonville	0	0	0	2	2	3	3	46	11
11/30	Washington	0	0	0	7	7	0	0	0	7
12/7	@ Cleveland	0	0	0	1	1	2	2	51	7
12/14	Houston	0	0	0	2	2	1	1	29	5
12/21	@ Dallas	0	0	0	1	1	0	0	0	1
12/28	@ Tennessee	0	0	0	3	3	3	2	26	9
<b>TOTALS</b>		<b>0</b>	<b>0</b>	<b>0</b>	<b>50</b>	<b>50</b>	<b>31</b>	<b>30</b>	<b>53</b>	<b>140</b>





# POSTSEASON STAT PACK

## TEAM SCORING BY QUARTER

		COLTS						Opponents					
		1ST	2ND	3RD	4TH	OT	TOTAL	1ST	2ND	3RD	4TH	OT	TOTAL
1/4	CINCINNATI	7	6	10	3	0	26	7	3	0	0	0	10
1/11	@ Denver	0	14	7	3	0	24	7	3	0	3	0	13
1/18	@ New England												
<b>2014 TOTALS</b>		7	20	17	6	0	50	14	6	0	3	0	23

## GAME-BY-GAME SACKS

PLAYER	1/4	1/11	1/18	Total
	CIN	at DEN	at NE	
Jerrell Freeman	1.5-5.5			1.5-5.5
Jonathan Newsome		1.0-9		1.0-9
Erik Walden		1.0-2		1.0-2
Cory Redding	1.0-3			1.0-3
Ricky Jean Francois	0.5-2.5			0.5-2.5
<b>Total</b>	<b>3.0-11</b>	<b>2.0-11</b>		<b>5.0-22</b>

## GAME-BY-GAME INTERCEPTIONS

PLAYER	1/4	1/11	1/18	Total
	CIN	at DEN	at NE	
<b>Total</b>	<b>0</b>	<b>0</b>		<b>0</b>

## FIRST DOWNS BY PLAYER

PLAYER	COLTS FIRST DOWNS			TOTAL
	RECEIVING	RUSHING		
D. Herron	4	7		11
T. Hilton	9	0		9
D. Allen	5	0		5
H. Nicks	4	0		4
D. Moncrief	4	0		4
Z. Tipton	1	3		4
C. Fleener	2	0		2
A. Luck	0	2		2
R. Wayne	1	0		1
<b>TOTAL</b>	<b>30</b>	<b>12</b>		<b>42</b>

## INSIDE 20 EFFICIENCY

### COLTS

		Pos	TD	PAT	2-Pt.	FG	MFG	INT	Fum	Pts	TD%	Score	Pts/
												Pct.	Poss
1/4	CINCINNATI	4	1	1	0	3	0	0	0	16	25.0%	100.0%	4.0
1/11	@ Denver	4	3	1	0	1	0	0	0	24	75.0%	100.0%	6.0
1/18	@ New England												
<b>2014 TOTALS</b>		8	4	2	0	4	0	0	0	40	50.0%	100.0%	5.0

### OPPONENTS

		Pos	TD	PAT	2-Pt.	FG	MFG	INT	Fum	Pts	TD%	Score	Pts/
												Pct.	Poss
1/4	CINCINNATI	1	1	1	0	0	0	0	0	7	100.0%	100.0%	7.0
1/11	@ Denver	1	1	1	0	0	0	0	0	7	100.0%	100.0%	7.0
1/18	@ New England												
<b>2014 TOTALS</b>		2	2	2	0	0	0	0	0	14	100.0%	100.0%	7.0

## GOAL TO GO EFFICIENCY

### COLTS

		Pos	TD	PAT	2-Pt.	FG	MFG	INT	Fum	Pts	TD%	Score Pct.	Pts/Poss
1/4	CINCINNATI	2	1	1	0	1	0	0	0	10	50.0%	100.0%	5.0
1/11	@ Denver	2	2	2	0	0	0	0	0	14	100.0%	100.0%	7.0
1/18	@ New England												
<b>2014 TOTALS</b>		<b>4</b>	<b>3</b>	<b>3</b>	<b>0</b>	<b>1</b>	<b>0</b>	<b>0</b>	<b>0</b>	<b>24</b>	<b>75.0%</b>	<b>100.0%</b>	<b>6.0</b>

### OPPONENTS

		Pos	TD	PAT	2-Pt.	FG	MFG	INT	Fum	Pts	TD%	Score Pct.	Pts/Poss
1/4	CINCINNATI	1	1	1	0	0	0	0	0	7	100.0%	100.0%	7.0
1/11	@ Denver	1	1	1	0	0	0	0	0	7	100.0%	100.0%	7.0
1/18	@ New England												
<b>2014 TOTALS</b>		<b>2</b>	<b>2</b>	<b>2</b>	<b>0</b>	<b>0</b>	<b>0</b>	<b>0</b>	<b>0</b>	<b>14</b>	<b>100.0%</b>	<b>100.0%</b>	<b>7.0</b>

## GAME-BY-GAME STARTERS

### OFFENSE

	WR	LT	LG	C	RG	RT	TE	WR	QB	TE	RB
1/4 CINCINNATI	R. Wayne	A. Castonzo	J. Mewhort	K. Holmes	L. Louis	J. Reitz	D. Allen	T. Hilton	A. Luck	C. Fleener	D. Herron
1/11 @ Denver	R. Wayne	A. Castonzo	J. Mewhort	K. Holmes	L. Louis	J. Reitz	D. Moncrief (WR)	T. Hilton	A. Luck	C. Fleener	D. Herron
1/18 @ New England											

### DEFENSE

	DE	NT	DT	SLB	MIKE	WILL	RUSH	LCB	RCB	SS	FS
1/4 CINCINNATI	C. Redding	J. Chapman	A. Jones	E. Walden	D. Jackson	J. Freeman	B. Werner	G. Toler	V. Davis	M. Adams	L. Landry
1/11 @ Denver	C. Redding	J. Chapman	A. Jones	E. Walden	D. Jackson	J. Freeman	B. Werner	G. Toler	V. Davis	M. Adams	L. Landry
1/18 @ New England											

## GAME-BY-GAME INACTIVES

1/4 CINCINNATI	J. Brown, S. Price, H. Muamba, A. Shipley, H. Thornton, X. Nixon, Z. Kerr
1/11 @ Denver	J. Brown, T. Richardson, S. Price, H. Muamba, X. Nixon, J. Harrison, Z. Kerr
1/18 @ New England	

## COLTS 3RD AND 4TH DOWN CONVERSIONS

		3rd Down			4th Down		
		Made	Att.	Effic.	Made	Att.	Effic.
1/4	CINCINNATI	6	14	43%	0	0	0%
1/11	@ Denver	5	13	38%	0	0	0%
1/18	@ New England						

## OPPONENTS 3RD AND 4TH DOWN CONVERSIONS

		3rd Down			4th Down		
		Made	Att.	Effic.	Made	Att.	Effic.
1/4	CINCINNATI	6	15	40%	0	0	0%
1/11	@ Denver	4	16	25%	1	2	50%
1/18	@ New England						

## 3RD DOWN EFFICIENCY

		3rd Down And										
		1	2	3	4	5	6	7	8	9	10+	SEASON
COLTS		2-2	2-4	3-5	0-3	0-1	1-2	1-1	0-0	0-0	2-9	11-27
OPPONENTS		3-3	0-0	0-0	2-4	1-5	1-2	0-3	0-3	0-2	3-9	10-31

# POSTSEASON STAT PACK

## KICKOFF ANALYSIS

	Opponent	No.	No. in EZ	TB	Opp. Ret	Ret. Yds.	Ret. Avg.	Out of Bounds	Onside Rec/Att
1/4	CINCINNATI	7	7	4	3	80	26.7	0	0/0
1/11	@ Denver	5	5	5	0	0	0.0	0	0/0
1/18	@ New England								
	<b>2014 Totals</b>	<b>12</b>	<b>12</b>	<b>9</b>	<b>3</b>	<b>80</b>	<b>26.7</b>	<b>0</b>	<b>0/0</b>

## COLTS SCORING DRIVES

Opponent	Qtr	Time Rem.	Plays	Net Yards	Poss.	How Acquired	Score Type	Scoring play
CINCINNATI	1	11:05	9	71	3:55	Kickoff	TD	D. Herron 2 yd. run
CINCINNATI	2	12:41	11	71	3:47	Kickoff	FG	A. Vinatieri 38 yd. Field Goal
CINCINNATI	2	8:34	6	53	2:17	Punt	FG	A. Vinatieri 29 yd. Field Goal
CINCINNATI	3	7:48	6	61	2:06	Punt	TD	D. Moncrief 36 yd. pass from A. Luck
CINCINNATI	3	1:31	10	53	4:47	Punt	FG	A. Vinatieri 22 yd. Field Goal
CINCINNATI	4	11:31	6	12	3:19	Punt	FG	A. Vinatieri 53 yd. Field Goal
@ Denver	2	14:14	9	73	5:05	Punt	TD	D. Herron 6 yd. run
@ Denver	2	7:23	8	41	3:41	Fumble	TD	D. Allen 3 yd. pass
@ Denver	3	8:21	11	72	5:16	Punt	TD	H. Nicks 15 yd. pass from A. Luck
@ Denver	4	4:06	13	54	8:14	Punt	FG	A. Vinatieri 30 yd. Field Goal

## OPPONENT'S SCORING DRIVES

Opponent	Qtr	Time Rem.	Plays	Net Yards	Poss.	How Acquired	Score Type	Scoring play
CINCINNATI	1	1:28	9	74	4:26	Punt	TD	J. Hill 1 yd. run
CINCINNATI	2	0:10	7	20	1:39	Fumble	FG	M. Nugent 57 yd. Field Goal
@ Denver	1	10:00	7	68	3:37	Punt	TD	D. Thomas 1 yd. pass from P. Manning
@ Denver	2	0:02	7	25	1:26	Interception	FG	C. Barth 45 yd. Field Goal
@ Denver	4	13:50	14	53	6:23	Interception	FG	C. Barth 41 yd. Field Goal

## BIG PLAYS

### COLTS COMPLETIONS OVER 20 YARDS

DATE	OPP	YDS	RECEIVER	PASSER	QTR
1/4	CINCINNATI	45	H. Nicks	A. Luck	2
1/4	CINCINNATI	36t	D. Moncrief	A. Luck	3
1/11	@ Denver	32	C. Fleener	A. Luck	3
1/4	CINCINNATI	30	T. Hilton	A. Luck	2
1/4	CINCINNATI	25	T. Hilton	A. Luck	2
1/11	@ Denver	23	T. Hilton	A. Luck	1
1/11	@ Denver	22	D. Moncrief	A. Luck	2
1/11	@ Denver	20	T.Hilton	A. Luck	1

### OPPONENT COMPLETIONS OVER 20 YARDS

DATE	OPP	YDS	RECEIVER	PASSER	QTR
1/11	@ Denver	32	J. Thomas	P. Manning	1
1/4	CINCINNATI	26	R. Burkhead	A. Dalton	1
1/11	@ Denver	24	D. Thomas	P. Manning	4
1/11	@ Denver	20	W. Welker	P. Manning	4

### COLTS RUSHES OVER 15 YARDS

DATE	OPP	YDS	RUSHER	QTR
1/4	CINCINNATI	27	D. Herron	1
1/11	@ Denver	20	A. Luck	2
1/4	CINCINNATI	18	A. Luck	1

### OPPONENT RUSHES OVER 15 YARDS

DATE	OPP	YDS	RUSHER	QTR
1/4	CINCINNATI	23	R. Burkhead	1
1/11	@ Denver	22	C. Anderson	1
1/4	CINCINNATI	18	J. Hill	1
1/4	CINCINNATI	16	A. Dalton	4
1/4	CINCINNATI	16	A. Dalton	4

## WEEKLY TEAM RANKINGS

	NFL						AFC					
	OFFENSE			DEFENSE			OFFENSE			DEFENSE		
	OVERALL	RUSH	PASS	OVERALL	RUSH	PASS	OVERALL	RUSH	PASS	OVERALL	RUSH	PASS
Wild Card	1/482.0	2/114.0	1/368.0	2/254.0	6/110.0	2/144.0	1/482.0	1/114.0	1/368.0	1/254.0	3/110.0	1/144.0
Divisional	2/423.0	5/106.5	3/316.5	2/271.0	T-5/99.0	3/172.0	1/423.0	2/106.5	3/316.5	1/271.0	T-3/99.0	1/172.0
AFC Champ.												



## TURNOVERS

OPPONENT	TAKEAWAYS			GIVEAWAYS			DIFFERENCE	RESULT
	FUMBLES	INT	TOTAL	FUMBLES	INT	TOTAL		
CINCINNATI	1	0	1	1	0	1	0	W, 26-10
@ Denver	1	0	1	0	2	2	-1	W, 24-13
@ New England								

## TURNOVER EXCHANGE POINT DIFFERENTIAL

	TAKEAWAY	INT	FR	SCR	TD	FG	PTS	TD%	FG%	%PTS
COLTS	2	0	2	0	1	0	7	50.0%	50.0%	50.0%
OPPONENTS	3	2	1	0	0	3	3	0.0%	100.0%	100.0%

## TEAM HIGHS AND LOWS

### MOST POINTS

Colts	26	vs. CINCINNATI (1/4)
Opponents	13	@ Denver (1/11)

### MOST POINTS IN A HALF

Colts	14	@ Denver (1/11)
Opponents	10	Twice, Last: @ Denver (1/11)

### MOST FIRST DOWNS

Colts	23	@ Denver (1/11)
Opponents	19	@ Denver (1/11)

### MOST RUSHING YARDS

Colts	114	vs. CINCINNATI (1/4)
Opponents	110	vs. CINCINNATI (1/4)

### MOST RUSHING ATTEMPTS

Colts	28	@ Denver (1/11)
Opponents	21	vs. CINCINNATI (1/4)

### MOST NET PASSING YARDS

Colts	368	vs. CINCINNATI (1/4)
Opponents	200	@ Denver (1/11)

### MOST PASS ATTEMPTS

Colts	44	vs. CINCINNATI (1/4)
Opponents	46	@ Denver (1/11)

### MOST PASS COMPLETIONS

Colts	31	vs. CINCINNATI (1/4)
Opponents	26	@ Denver (1/11)

### MOST SACKS

Colts	3.0	vs. CINCINNATI (1/4)
Opponents	1.0	vs. CINCINNATI (1/4)

### MOST TOTAL NET YARDS

Colts	482	vs. CINCINNATI (1/4)
Opponents	288	@ Denver (1/11)

### MOST TIME OF POSSESSION

Colts	34:10	vs. CINCINNATI (1/4)
Opponents	25:59	@ Denver (1/11)

### MOST INTERCEPTIONS MADE

Colts	0	Twice, Last: @ Denver (1/11)
Opponents	2	@ Denver (1/11)

### MOST PENALTIES

Colts	10	@ Denver (1/11)
Opponents	6	vs. CINCINNATI (1/4)

### MOST YARDS PENALIZED

Colts	67	@ Denver (1/11)
Opponents	45	vs. CINCINNATI (1/4)

### FEWEST POINTS

Colts	24	@ Denver (1/11)
Opponents	10	vs. CINCINNATI (1/4)

### FEWEST POINTS IN A HALF

Colts	13	vs. CINCINNATI (1/4)
Opponents	0	vs. CINCINNATI (1/4)

### FEWEST FIRST DOWNS

Colts	22	vs. CINCINNATI (1/4)
Opponents	14	vs. CINCINNATI (1/4)

### FEWEST RUSHING YARDS

Colts	99	@ Denver (1/11)
Opponents	88	@ Denver (1/11)

### FEWEST RUSHING ATTEMPTS

Colts	25	vs. CINCINNATI (1/4)
Opponents	20	@ Denver (1/11)

### FEWEST NET PASSING YARDS

Colts	265	@ Denver (1/11)
Opponents	144	vs. CINCINNATI (1/4)

### FEWEST PASS ATTEMPTS

Colts	43	@ Denver (1/11)
Opponents	35	vs. CINCINNATI (1/4)

### FEWEST PASS COMPLETIONS

Colts	27	@ Denver (1/11)
Opponents	18	vs. CINCINNATI (1/4)

### FEWEST SACKS

Colts	2.0	@ Denver (1/11)
Opponents	0.0	@ Denver (1/11)

### FEWEST TOTAL NET YARDS

Colts	364	@ Denver (1/11)
Opponents	254	vs. CINCINNATI (1/4)

### FEWEST TIME OF POSSESSION

Colts	34:01	@ Denver (1/11)
Opponents	25:50	vs. CINCINNATI (1/4)

### FEWEST INTERCEPTIONS MADE

Colts	0	Twice, Last: @ Denver (1/11)
Opponents	0	vs. CINCINNATI (1/4)

### FEWEST PENALTIES

Colts	9	vs. CINCINNATI (1/4)
Opponents	2	@ Denver (1/11)

### FEWEST YARDS PENALIZED

Colts	66	vs. CINCINNATI (1/4)
Opponents	8	@ Denver (1/11)

\*Home games in all CAPS

## INDIVIDUAL HIGHS

### MOST YARDS RUSHING

Colts	63	D. Herron	@ Denver (1/11)
Opponents	80	C. Anderson	@ Denver (1/11)

### MOST RUSHING TOUCHDOWNS

Colts	1	D. Herron	Twice, Last: @ Denver (1/11)
Opponents	1	J. Hill	vs. CINCINNATI (1/4)

### MOST YARDS PASSING

Colts	376	A. Luck	vs. CINCINNATI (1/4)
Opponents	211	P. Manning	@ Denver (1/11)

### MOST PASSING ATTEMPTS

Colts	44	A. Luck	vs. CINCINNATI (1/4)
Opponents	46	P. Manning	@ Denver (1/11)

### MOST COMPLETIONS

Colts	31	A. Luck	vs. CINCINNATI (1/4)
Opponents	26	P. Manning	@ Denver (1/11)

### HIGHEST COMPLETION PCT. (MIN 15 ATT)

Colts	70.5%	A. Luck	vs. CINCINNATI (1/4)
Opponents	56.5%	P. Manning	@ Denver (1/11)

### MOST TOUCHDOWN PASSES

Colts	2	A. Luck	@ Denver (1/11)
Opponents	1	P. Manning	@ Denver (1/11)

### MOST RECEPTIONS

Colts	10	D. Herron	vs. CINCINNATI (1/4)
Opponents	8	G. Bernard	vs. CINCINNATI (1/4)

### MOST RECEIVING YARDS

Colts	103	T. Hilton	vs. CINCINNATI (1/4)
Opponents	59	D. Thomas	@ Denver (1/11)

### MOST TOUCHDOWN RECEPTIONS

Colts	1	Three Tied	Last: H. Nicks/D. Allen @ Denver (1/11)
Opponents	1	D. Thomas	@ Denver (1/11)

### MOST POINTS

Colts	14	A. Vinatieri	vs. CINCINNATI (1/4)
Opponents	7	C. Barth	@ Denver (1/11)

### MOST SACKS

Colts	1.5	J. Freeman	vs. CINCINNATI (1/4)
Opponents	0.5	J. Atkins/M. Hunt	vs. CINCINNATI (1/4)

### MOST INTERCEPTIONS

Colts	0	N/A	vs. CINCINNATI (1/4)
Opponents	1	R. Moore/B. Roby	@ Denver (1/11)

\*Home games in all CAPS

### RUSHING YARDS

63	D. Herron	@ Denver (1/11)
56	D. Herron	vs. CINCINNATI (1/4)
40	Z. Tipton	vs. CINCINNATI (1/4)

### RUSHING ATTEMPTS

23	D. Herron	@ Denver (1/11)
12	D. Herron	vs. CINCINNATI (1/4)
11	Z. Tipton	vs. CINCINNATI (1/4)

### LONGEST RUSH

27	D. Herron	vs. CINCINNATI (1/4)
20	A. Luck	@ Denver (1/11)
18	A. Luck	vs. CINCINNATI (1/4)

### RECEPTIONS

10	D. Herron	vs. CINCINNATI (1/4)
8	D. Herron	@ Denver (1/11)
6	T. Hilton	vs. CINCINNATI (1/4)

### RECEIVING YARDS

103	T. Hilton	vs. CINCINNATI (1/4)
85	D. Herron	vs. CINCINNATI (1/4)
72	T. Hilton	@ Denver (1/11)
59	H. Nicks	vs. CINCINNATI (1/4)

### LONGEST RECEPTION

45	H. Nicks	vs. CINCINNATI (1/4)
36t	D. Moncrief	vs. CINCINNATI (1/4)
32	C. Fleener	@ Denver (1/11)

### PASSING ATTEMPTS

44	A. Luck	vs. CINCINNATI (1/4)
43	A. Luck	@ Denver (1/11)

### PASS COMPLETIONS

31	A. Luck	vs. CINCINNATI (1/4)
27	A. Luck	@ Denver (1/11)

### LONGEST KICKOFF RETURN

38	J. Cribbs	vs. CINCINNATI (1/4)
32	J. Cribbs	@ Denver (1/11)
29	J. Cribbs	vs. CINCINNATI (1/4)

### LONGEST FIELD GOAL

53	A. Vinatieri	vs. CINCINNATI (1/4)
38	A. Vinatieri	vs. CINCINNATI (1/4)
30	A. Vinatieri	@ Denver (1/11)

## INDIVIDUAL GAME-BY-GAME STATS

Passing		A.Luck											
Date	Opponent	Att	Cmp	Yds	Cmp%	Yds/Att	TD	TD%	INT	INT%	LG	Sack/Lost	Rating
1/4	Cincinnati	44	31	376	70.5	8.55	1	2.3	0	0.0	45	1/8	104.0
1/11	@ Denver	43	27	265	62.8	6.16	2	4.7	2	4.7	32	0/0	76.2
<b>TOTALS</b>		<b>87</b>	<b>58</b>	<b>641</b>	<b>66.7</b>	<b>7.37</b>	<b>3</b>	<b>3.4</b>	<b>2</b>	<b>2.3</b>	<b>45</b>	<b>1/8</b>	<b>90.3</b>

Rushing		D.Herron					Z.Tipton					A.Luck				
Date	Opponent	No	Yds	Avg	LG	TD	No	Yds	Avg	LG	TD	No	Yds	Avg	LG	TD
1/4	Cincinnati	12	56	4.7	27	1	11	40	3.6	11	0	2	18	9.0	18	0
1/11	@ Denver	23	63	2.7	8	1	2	14	7.0	9	0	2	21	10.5	20	0
<b>TOTALS</b>		<b>35</b>	<b>119</b>	<b>3.4</b>	<b>27</b>	<b>2</b>	<b>13</b>	<b>54</b>	<b>4.2</b>	<b>11</b>	<b>0</b>	<b>4</b>	<b>39</b>	<b>9.8</b>	<b>20</b>	<b>0</b>

Rushing		T.Hilton				
Date	Opponent	No	Yds	Avg	LG	TD
1/4	Cincinnati	0	0	0	--	0
1/11	@ Denver	1	1	1.0	1	0
<b>TOTALS</b>		<b>1</b>	<b>1</b>	<b>1.0</b>	<b>1</b>	<b>0</b>

Receiving		D.Herron					T.Hilton					D.Allen							
Date	Opponent	Tar	Rec	Yds.	Avg.	LG	TD	Tar	Rec	Yds.	Avg.	LG	TD	Tar	Rec	Yds.	Avg.	LG	TD
1/4	Cincinnati	11	10	85	8.5	18	0	14	6	103	17.2	30	0	3	3	30	10.0	12	0
1/11	@ Denver	8	8	32	4.0	10	0	8	4	72	18.0	23	0	4	4	30	7.5	18	1
<b>TOTALS</b>		<b>19</b>	<b>18</b>	<b>117</b>	<b>6.5</b>	<b>18</b>	<b>0</b>	<b>22</b>	<b>10</b>	<b>175</b>	<b>17.5</b>	<b>30</b>	<b>0</b>	<b>7</b>	<b>7</b>	<b>60</b>	<b>8.6</b>	<b>18</b>	<b>1</b>

Receiving		J.Doyle					D.Moncrief					H.Nicks							
Date	Opponent	Tar	Rec	Yds.	Avg.	LG	TD	Tar	Rec	Yds.	Avg.	LG	TD	Tar	Rec	Yds.	Avg.	LG	TD
1/4	Cincinnati	3	3	9	3.0	4	0	3	3	54	18.0	36t	1	3	3	59	19.7	45	0
1/11	@ Denver	4	3	14	4.7	8	0	8	2	32	16.0	22	0	2	2	24	12.0	15t	1
<b>TOTALS</b>		<b>7</b>	<b>6</b>	<b>23</b>	<b>3.8</b>	<b>8</b>	<b>0</b>	<b>11</b>	<b>5</b>	<b>86</b>	<b>17.2</b>	<b>36t</b>	<b>1</b>	<b>5</b>	<b>5</b>	<b>83</b>	<b>16.6</b>	<b>45</b>	<b>1</b>

Receiving		C.Fleener					Z.Tipton					R.Wayne							
Date	Opponent	Tar	Rec	Yds.	Avg.	LG	TD	Tar	Rec	Yds.	Avg.	LG	TD	Tar	Rec	Yds.	Avg.	LG	TD
1/4	Cincinnati	2	1	18	18.0	18	0	1	1	6	6.0	6	0	2	1	12	12.0	12	0
1/11	@ Denver	6	3	49	16.3	32	0	2	1	12	12.0	12	0	1	0	0	0.0	0	0
<b>TOTALS</b>		<b>8</b>	<b>4</b>	<b>67</b>	<b>16.8</b>	<b>32</b>	<b>0</b>	<b>3</b>	<b>2</b>	<b>18</b>	<b>9.0</b>	<b>12</b>	<b>0</b>	<b>3</b>	<b>1</b>	<b>12</b>	<b>12.0</b>	<b>12</b>	<b>0</b>

## INDIVIDUAL GAME-BY-GAME STATS

### Punt Returns

Date	Opponent	No.	Yds.	Avg.	LG	FC	TD
1/4	Cincinnati	5	35	7.0	15	2	0
1/11	@ Denver	3	7	2.3	9	0	0
<b>TOTALS</b>		<b>8</b>	<b>42</b>	<b>5.3</b>	<b>15</b>	<b>2</b>	<b>0</b>

### J.Cribbs

### KO Returns

Date	Opponent	No.	Yds.	Avg.	LG	FC	TD
1/4	Cincinnati	2	67	33.5	38	0	0
1/11	@ Denver	1	32	32.0	32	0	0
<b>TOTALS</b>		<b>3</b>	<b>99</b>	<b>33.0</b>	<b>38</b>	<b>0</b>	<b>0</b>

### J.Cribbs

### Z.Tipton

No.	Yds.	Avg.	LG	FC	TD
1	9	9.0	9	0	0
1	0	0.0	0	0	0
<b>2</b>	<b>9</b>	<b>4.5</b>	<b>9</b>	<b>0</b>	<b>0</b>

### Punting

Date	Opponent	No.	Yds.	Avg.	TB	In20	LG	Net
1/4	Cincinnati	4	206	51.5	2	0	68	36.5
1/11	@ Denver	4	169	42.3	1	1	46	37.5
<b>TOTALS</b>		<b>8</b>	<b>375</b>	<b>46.9</b>	<b>3</b>	<b>1</b>	<b>68</b>	<b>37.0</b>

### P.McAfee

### Placekicking

Date	Opponent	KO	KO Yds	TB	XP Att	XP	FG Att	FG	Long	Points
1/4	Cincinnati	7	482	4	0	0	0	0	0	0
1/11	@ Denver	5	325	5	0	0	0	0	0	0
<b>TOTALS</b>		<b>12</b>	<b>807</b>	<b>9</b>	<b>0</b>	<b>0</b>	<b>0</b>	<b>0</b>	<b>0</b>	<b>0</b>


### P.McAfee

### Placekicking

Date	Opponent	KO	KO Yds	TB	XP Att	XP	FG Att	FG	Long	Points
1/4	Cincinnati	0	0	0	2	2	4	4	53	14
1/11	@ Denver	0	0	0	3	3	2	1	30	6
<b>TOTALS</b>		<b>0</b>	<b>0</b>	<b>0</b>	<b>5</b>	<b>5</b>	<b>6</b>	<b>5</b>	<b>53</b>	<b>20</b>

### A.Vinatieri





## MIKE ADAMS

Safety 5-11 200 Delaware

NFL Exp: 11 (1st Year with Colts)

How Acquired: FA – 2014

Born: 3/24/81

GP/GS (Postseason): 162/89 (6/6)

# 29



### CAREER TRANSACTIONS:

- Signed by the Colts as a free agent on June 12, 2014.
- Signed by the Denver Broncos as an unrestricted free agent on March 16, 2012.
- Signed by the Cleveland Browns as a free agent on April 2, 2007.
- Elevated to the San Francisco 49ers active roster on November 13, 2004.
- Signed to the 49ers practice squad on September 6, 2004.
- Waived by San Francisco on September 4, 2004.
- Signed by the 49ers as an undrafted free agent on April 28, 2004.

### PRO CAREER:

- In 11 seasons, has seen action in 162 career games with Indianapolis (2014), Denver (2012-13), Cleveland (2007-2011) and San Francisco (2004-06), combining for 89 starts at both safety and cornerback.
- Owns 29 career takeaways in addition to contributing with 70 special teams tackles.
- Totaled career highs in tackles (80) and passes defended (11) in his first year with the Broncos in 2012, helping Denver rank second in the NFL in total defense (third in pass defense).
- Opened 16 games at free safety for Cleveland in 2011 as the Browns finished with the NFL's second-ranked pass defense (184.9 ypg.).
- Received the 2011 Dino Lucarelli Good Guy Award from the Cleveland Chapter of the Professional Football Writers' Association.

### 2014 (COLTS):

- Made his debut with the Colts and started at strong safety in the team's regular season opener at Denver (9/7). Finished the contest with six tackles (five solo) and also added one special teams stop.
- Started at strong safety against Philadelphia (9/15) and led the secondary with seven tackles (six solo) while adding one pass defended. Topped the 500-tackle plateau for his career.
- Tallied three tackles and one pass defended starting at strong safety in a 44-17 Week 3 victory at Jacksonville (9/21).
- Started at strong safety in a Week 4 victory against Tennessee (9/28) and tallied two interceptions and three passes defended. The first pick came off of Titans quarterback Charlie Whitehurst in the second quarter and the Colts posted a field goal on the ensuing possession. The second interception came in the fourth quarter off of Zach Mettenberger to seal the victory. With two interceptions, Adams tied his single-game career-high which he originally set on Jan. 1, 2006 against Houston. His three passes defended also tied a single-game career-high which he set on three other occasions. The interceptions were the 14th and 15th of his career.
- Posted four solo tackles and one forced fumble in the team's Week 5 victory against Baltimore (10/5), making a start at strong safety. Was part of a secondary that limited the Ravens to 197 net passing yards.
- Started at strong safety in a Week 6 victory at Houston (10/9) and collected four tackles and one fumble recovery. The recovery was the eighth of his career and came in the fourth quarter following Vontae Davis' strip of Texans wide receiver Andre Johnson.
- In a Week 7 win against Cincinnati (10/19), finished with one tackle and one pass defended. Was part of a defense that allowed 135 net yards as the Colts posted their first shutout dating back to 2008.
- Finished with a season-high 11 solo tackles and one fumble recovery, starting at strong safety in a Week 8 loss at Pittsburgh (10/26). The recovery was his second of the season and the ninth of his career. Following the turnover, Indianapolis scored a touchdown three plays later to make it a one possession Steelers lead (42-34) early in the fourth quarter.
- Started at strong safety in a Week 9 victory at the New York Giants (11/3) and led the secondary with nine tackles (seven solo). Was part of a defense that held the Giants to 89 rushing yards.
- In a Week 11 loss against New England (11/16), started at strong safety and recorded his third and fourth interceptions of the season, tying his single-season career-high (four set in 2005 with San Francisco). The first interception came when he picked off Tom Brady at the 2:58 mark of the first quarter. He added his second interception at the 1:25 mark of the second quarter, which led to a Hakeem Nicks touchdown reception. Led the secondary with 11 tackles (eight solo) while adding two passes defended to go along with his two interceptions. It was his second multiple interception game of the season (two vs. Tennessee in Week 4).
- Compiled five solo tackles and one pass defended in a Week 12 win against Jacksonville (11/23). Was part of a secondary that held the Jaguars to 114 net yards.
- Started at strong safety in a Week 13 victory against Washington (11/30) and totaled seven tackles and one pass defended. Broke up a pass in the end zone on a Redskins fourth-and-goal attempt in the fourth quarter.
- In a Week 14 win at Cleveland (12/7), started at strong safety and compiled five tackles, one interception and one pass defended. Intercepted Brian Hoyer in the end zone in the first quarter and set a new single-season career-high with his fifth pick. He also tied his single-season career-best with his 11th pass defended of the season.
- Totaled four tackles starting at strong safety in a Week 15 victory against Houston (12/14). Was part of a defense that limited the Texans to 152 net passing yards.
- Started at strong safety and tied for the team lead with 12 tackles (six solo) while adding one tackle for loss in a Week 16 loss at Dallas (12/21).
- In a Week 17 victory at Tennessee (12/28), started at strong safety and totaled four tackles and one forced fumble. Was part of a secondary that held the Titans to 50 net passing yards.
- In the team's AFC Wild Card Playoff contest against Cincinnati (1/4/15), started at strong safety and led the secondary with nine tackles (seven solo) while contributing with one pass defended.
- Started at strong safety in the team's AFC Divisional Playoff victory at Denver (1/11/15) and finished with two tackles. Was part of a defense that held the Broncos to 288 net yards.

### 2013 (BRONCOS):

- Competed in all 16 games (seven starts) and posted 64 tackles (48 solo), one interception, one fumble recovery and six passes defended.
- Started all three of Denver's postseason games and totaled 12 tackles and one pass defended.

### ADAMS SINGLE-GAME HIGHS

Tackles:	12, two times (Last at DAL 12/21/14)
Int:	2, three times (Last: vs. NE 11/16/14)
PD:	3, four times (Last: vs. TEN 9/28/14)

- Tied for the team lead with six tackles and broke up Alex Smith's fourth down pass in the end zone late in the fourth quarter to seal Denver's Week 13 win at Kansas City (12/1).
- Finished second on the team with five tackles and recovered a fumble against Tennessee (12/8).
- Posted a game-high nine tackles and one interception that led to a touchdown in Week 16 at Houston (12/22).
- Ranked third on the team with six tackles in Super Bowl XLVIII against Seattle (2/2/14).

#### 2012 (BRONCOS):

- Started all 16 games and ranked second on team with 80 tackles (60 solo) and third on the club with 11 passes defended, both career highs.
- Added 1.0 sack, two forced fumbles and a team-best two fumble recoveries.
- Set a career high with 12 tackles and recovered a fumble at New England (10/7).
- Sacked Panthers quarterback Cam Newton in the end zone for his first career safety at Carolina (11/11).
- Made his playoff debut in Denver's Divisional Playoff game against Baltimore (1/12/13) and made two solo stops with one pass defended.

#### 2011 (BROWNS):

- Started all 16 games for the first time in his career and totaled 61 tackles (41 solo), a team-high three interceptions, six passes defended, one forced fumble and one fumble recovery for the league's second-ranked pass defense.
- Recorded a takeaway (two interceptions and one fumble recovery) in three consecutive games from Weeks 3-5.
- Tied a career-high with 10 tackles (six solo) and added an interception against Pittsburgh (1/1/12).

#### 2010 (BROWNS):

- Saw action in 15 games (two starts) for Cleveland and posted 34 tackles (31 solo), 1.0 sack, two interceptions and six passes defended to go along with 10 special-teams stops.
- Helped the Browns kickoff coverage unit lead the NFL by allowing just 17.8 yards per return.

#### 2009 (BROWNS):

- Participated in 16 games (nine starts), including six at cornerback and three at safety, and totaled 61 tackles (52 solo), 1.0 sack, eight passes defended and one fumble recovery.
- Ranked fourth on the team with 10 special teams tackles.

#### 2008 (BROWNS):

- Competed in 14 games (five starts) at strong safety and recorded 42 tackles (20 solo), two interceptions, two passes defended and one fumble recovery.
- Added four tackles on special teams.

#### 2007 (BROWNS):

- Played in 15 games in his first season with the Browns and posted 11 tackles (nine solo) with 1.0 sack, two passes defended and one fumble recovery.
- Ranked second on the team with a career-high 18 special teams tackles.
- Placed on Injured Reserve after injuring his knee at Cincinnati (12/23).

#### 2006 (49ERS):

- Appeared in all 16 games (eight starts) for the first time in his career and totaled 67 tackles (53 solo) and three passes defended.
- Posted 12 tackles on special teams.
- Recorded his first double-digit tackle output with 10 stops in the season opener at Arizona (9/10).

#### 2005 (49ERS):

- Started 10-of-14 games and posted 68 tackles (55 solo), 1.0 sack, four interceptions, 10 passes defended, one forced fumble and one fumble recovery. Returned one interception 40 yards for a touchdown.
- His four interceptions tied for the team lead.
- Added three tackles on special teams.
- Made his first career start at Arizona (10/2) in Mexico City, Mexico.
- Recorded his first-career multiple-interception game in the season finale against Houston (1/1/06). Returned a pick 40 yards for a touchdown and added a takeaway in overtime to set up the team's game-winning field goal.

#### 2004 (49ERS):

- Spent the first half of the season on the team's practice squad before being promoted to the active roster and playing in the final eight games.
- Totaled four tackles (two solo), one interception, one pass defended and one fumble recovery in addition to five special teams stops.
- Made his NFL debut against Carolina (11/14) and recovered a fumble on special teams.
- Registered his first career interception against Miami (11/28).

#### COLLEGE:

- Started 23-of-43 games at the University of Delaware, finishing with 213 tackles, 11 interceptions and 14 passes defended.
- Ranked 11th in school history with his 11 interceptions.
- Earned Second Team All-Atlantic 10 Conference honors as a senior team captain in 2003 while guiding the Blue Hens to the Division 1-AA National Championship.

#### PERSONAL:

- Attended Passaic Tech High School in Wayne, N.J., where he helped guide his team to the New Jersey Group 4 state title in 1998.
- Inducted into the Passaic Tech Hall of Fame in 2009 and had his jersey retired in 2010.
- A native of Paterson, N.J.

**2014 GAME-BY-GAME STATISTICS**

Date/Opp.	GP	GS	Solo	Asst.	Total	Sacks	PD	FF	FR	INT	Yds	Avg.	LG	TD
9/7 @ DEN	1	1	5	1	6	0.0	0	0	0	0	0	0.0	0	0
9/15 vs. PHI	1	1	6	1	7	0.0	1	0	0	0	0	0.0	0	0
9/21 @ JAX	1	1	1	2	3	0.0	1	0	0	0	0	0.0	0	0
9/28 vs. TEN	1	1	0	0	0	0.0	3	0	0	2	14	7.0	8	0
10/5 vs. BAL	1	1	4	0	4	0.0	0	1	0	0	0	0.0	0	0
10/9 @ HOU	1	1	3	1	4	0.0	0	0	1	0	0	0.0	0	0
10/19 vs. CIN	1	1	1	0	1	0.0	1	0	0	0	0	0.0	0	0
10/26 @ PIT	1	1	11	0	11	0.0	0	0	1	0	0	0.0	0	0
11/3 @ NYG	1	1	7	2	9	0.0	0	0	0	0	0	0.0	0	0
11/16 vs. NE	1	1	8	3	11	0.0	2	0	0	2	10	5.0	10	0
11/23 vs. JAX	1	1	5	0	5	0.0	1	0	0	0	0	0.0	0	0
11/30 vs. WAS	1	1	6	1	7	0.0	1	0	0	0	0	0.0	0	0
12/7 @ CLE	1	1	4	1	5	0.0	1	0	0	1	0	0.0	0	0
12/14 vs. HOU	1	1	2	2	4	0.0	0	0	0	0	0	0.0	0	0
12/21 @ DAL	1	1	6	6	12	0.0	0	0	0	0	0	0.0	0	0
12/28 @ TEN	1	1	2	2	4	0.0	0	1	0	0	0	0.0	0	0
<b>2014 TOTALS</b>	<b>16</b>	<b>16</b>	<b>71</b>	<b>22</b>	<b>93</b>	<b>0.0</b>	<b>11</b>	<b>2</b>	<b>2</b>	<b>5</b>	<b>24</b>	<b>4.8</b>	<b>10</b>	<b>0</b>

**2014 POSTSEASON GAME-BY-GAME STATISTICS**

Date/Opp.	GP	GS	Solo	Asst.	Total	Sacks	PD	FF	FR	INT	Yds	Avg.	LG	TD
1/4 vs. CIN	1	1	7	2	9	0.0	1	0	0	0	0	0.0	0	0
1/11 @ DEN	1	1	2	0	2	0.0	0	0	0	0	0	0.0	0	0
1/18 @ NE														
<b>2014 TOTALS</b>	<b>2</b>	<b>2</b>	<b>9</b>	<b>2</b>	<b>11</b>	<b>0.0</b>	<b>1</b>	<b>0</b>	<b>0</b>	<b>0</b>	<b>0</b>	<b>0.0</b>	<b>0</b>	<b>0</b>

**CAREER REGULAR SEASON STATISTICS**

Year	GP	GS	Solo	Asst.	Total	Sacks	PD	FF	FR	INT	Yds	Avg.	LG	TD
2014 IND	16	16	71	22	93	0.0	11	2	2	5	24	4.8	10	0
2013 DEN	16	7	45	15	60	0.0	6	0	1	1	3	3.0	3	0
2012 DEN	16	16	60	20	80	1.0	11	2	2	0	0	0.0	0	0
2011 CLE	16	16	41	20	61	0.0	6	1	1	3	33	11.0	29	0
2010 CLE	15	2	31	3	34	1.0	6	0	0	2	51	25.5	26	0
2009 CLE	16	9	52	9	61	1.0	8	0	1	0	0	0.0	0	0
2008 CLE	14	5	20	22	42	0.0	2	0	1	2	18	9.0	18	0
2007 CLE	15	0	9	2	11	1.0	2	0	0	0	0	0.0	0	0
2006 SF	16	8	53	14	67	0.0	3	0	0	0	0	0.0	0	0
2005 SF	14	10	55	13	68	1.0	10	1	1	4	36	9.0	40t	1
2004 SF	8	0	2	2	4	0.0	1	0	0	1	0	0.0	0	0
<b>TOTAL</b>	<b>162</b>	<b>89</b>	<b>439</b>	<b>142</b>	<b>581</b>	<b>5.0</b>	<b>66</b>	<b>6</b>	<b>9</b>	<b>18</b>	<b>165</b>	<b>9.2</b>	<b>40t</b>	<b>1</b>

**CAREER POSTSEASON STATISTICS**

Year	GP	GS	Solo	Asst.	Total	Sacks	PD	FF	FR	INT	Yds	Avg.	LG	TD
2014 IND	2	2	9	2	11	0.0	1	0	0	0	0	0.0	0	0
2013 DEN	3	3	12	0	12	0.0	1	0	0	0	0	0.0	0	0
2012 DEN	1	1	2	0	2	0.0	1	0	0	0	0	0.0	0	0
<b>TOTAL</b>	<b>6</b>	<b>6</b>	<b>23</b>	<b>2</b>	<b>25</b>	<b>0.0</b>	<b>3</b>	<b>0</b>	<b>0</b>	<b>0</b>	<b>0</b>	<b>0.0</b>	<b>0</b>	<b>0</b>

**SPECIAL TEAMS TACKLES:** 71 (2014 - 1, 2013 - 3, 2011 - 3, 2010 - 12, 2009 - 10, 2008 - 4, 2007 - 18, 2006 - 12, 2005 - 3, 2004 - 4)

**ADDITIONAL STATISTICS:** Two special teams fumble recoveries (2004 and 2007) and one special teams forced fumble (2005).



**DANIEL ADONGO**  
**Outside Linebacker 6-5 270 Pretoria (South Africa)**  
**NFL Exp: 1 (1st Year with Colts)**  
**How Acquired: FA – 2013**  
**Born: 10/12/89**  
**GP/GS (Postseason): 2/0 (0/0)**

**56**



**CAREER TRANSACTIONS:**

- Placed on Injured Reserve on August 12, 2014.
- Waived-injured by the Colts on August 8, 2014.
- Signed to the Colts active roster from the practice squad on December 3, 2013.
- Signed to the Colts practice squad on September 1, 2013.
- Waived by the Colts on August 31, 2013.
- Signed by the Colts as a free agent on July 25, 2013.

**2014 (COLTS):**

- Was placed on Injured Reserve on August 12.

**2013 (COLTS):**

- Spent the first 12 games of the season on the practice squad before being signed to the active roster and playing in two games on special teams.
- Competed in his first career NFL contest in a Week 14 loss at Cincinnati (12/8). Saw action on kickoff and punt coverage units and secured one kickoff for zero yards.
- Participated on special teams in the first half of a Colts Week 15 victory against Houston (12/15). Left the game at the start of the second half with a hamstring injury.
- Was inactive for the final two regular season games at Kansas City (12/22) and against Jacksonville (12/29).
- Listed as inactive for the team's Wild Card Playoff victory against Kansas City (1/4) and Divisional Playoff loss at New England (1/11).

**PRO RUGBY CAREER:**

- In 2013, played for the Southern Kings of Super 15 Rugby, the highest level of professional rugby in the world.
- Signed by the Vodacom Blue Bulls in 2011 and totaled five points in eight appearances.
- Joined the New Zealand ITM Cup team Counties Manukau Steelers six months later and made nine appearances for the team.

**COLLEGE:**

- Played in the 2012 Varsity Cup for the University of Pretoria Tuks.
- Attended the Sharks Academy, a rugby academy accredited by South African Rugby, and made his senior debut in the 2010 Vodacom Cup.
- Recorded 15 points in 10 appearances for the Sharks Academy.
- In 2007, attended the University of South Africa, the largest university on the African continent.

**PERSONAL:**

- Graduated from Strathmore High School (Nairobi, Kenya) in 2006.
- Played for the Kenya Harlequins junior team before going on to play for Kenya's U-18 and U-19 national teams.
- Was spotted by South African scouts at the 2006 Safari Sevens tournament, playing in the schools category.
- Has an older brother who plays for the Kenyan Rugby team.
- Participated in the NFL PLAY 60 Super School Visit and Challenge Launch Party.
- Was a speaker and coach for the Hispanic Heritage Month Football Camp.
- Served as a host for a holiday gift giving event assisting Trinity House.
- Born in Nairobi, Kenya.

**CAREER REGULAR SEASON STATISTICS**

Year	GP	GS	Solo	Asst.	Total	Sacks	PD	FF	FR	INT	Yds	Avg.	LG	TD
2014 IND	INJURED RESERVE													
2013 IND	2	0	0	0	0	0.0	0	0	0	0	0	0.0	0	0
<b>TOTAL</b>	<b>2</b>	<b>0</b>	<b>0</b>	<b>0</b>	<b>0</b>	<b>0.0</b>	<b>0</b>	<b>0</b>	<b>0</b>	<b>0</b>	<b>0</b>	<b>0.0</b>	<b>0</b>	<b>0</b>

**CAREER POSTSEASON STATISTICS**

Year	GP	GS	Solo	Asst.	Total	Sacks	PD	FF	FR	INT	Yds	Avg.	LG	TD
2014 IND	INJURED RESERVE													
2013 IND	INJURED RESERVE													
<b>TOTAL</b>	<b>0</b>	<b>0</b>	<b>0</b>	<b>0</b>	<b>0</b>	<b>0.0</b>	<b>0</b>	<b>0</b>	<b>0</b>	<b>0</b>	<b>0</b>	<b>0.0</b>	<b>0</b>	<b>0</b>

**ADDITIONAL STATISTICS:** Returned a kick for no gain at CIN (12/8/13).

<b>ADONGO SINGLE-GAME HIGHS</b>	
Tackles:	0
Sacks:	0.0
FF:	0
FR:	0





# DWAYNE ALLEN

**Tight End 6-3 265 Clemson**

**NFL Exp: 3 (3rd Year with Colts)**

**How Acquired: D3 – 2012 (64th overall)**

**Born: 2/24/90**

**GP/GS (Postseason): 30/30 (3/2)**

# 83



### CAREER TRANSACTIONS:

- Selected by the Colts in the third round (64th overall) of the 2012 NFL Draft.

### PRO CAREER:

- Set a Colts rookie record for tight ends with 45 receptions, breaking Ken Dilger's mark of 42 set in 1995.
- Led all NFL rookie tight ends with 45 receptions for 521 yards in 2012.
- Was the recipient of Indianapolis' 2014 Ed Block Courage Award.

### 2014 (COLTS):

- Started at the fullback position in the season opener at Denver (9/7). Competed in his first contest since suffering an injury in the 2013 regular season opener and contributed with four catches for 64 yards and one touchdown on a career-long 41-yard reception. The score was the fifth of his career and his first since the 2013 Week 1 contest against Oakland.
- Started at tight end in Week 2 against Philadelphia (9/15). Was targeted once, but did not record a reception in the game. Added two special teams tackles.
- Caught four passes for 43 yards and one touchdown, starting at tight end in a Week 3 victory at Jacksonville (9/21). The score was his second of the season.
- Started at tight end and caught three passes for 38 yards and one touchdown in a Week 4 win against Tennessee (9/28). Contributed with a seven-yard touchdown reception in the first quarter to give the Colts a 14-0 lead. The score was the third of the season, which tied his season-best in 2012 as a rookie.
- Caught four passes for 59 yards and added one touchdown starting at tight end in a Week 5 win against Baltimore (10/5). With his score in the third quarter, Allen has now caught one touchdown pass in five of his last six games and has established a new season-best with four on the year. The score gave Indianapolis a 13-3 lead in the third quarter.
- Started at tight end in a Week 6 victory at Houston (10/9) and caught three passes for 49 yards, including a long catch of 18 yards.
- Caught three passes for 52 yards and one touchdown starting at tight end in a Week 7 win against Cincinnati (10/19). Recorded a 32-yard touchdown in the third quarter to give the Colts a 17-0 lead. His touchdown was his fourth in his last five games. Also posted one fumble and one forced fumble on special teams.
- In a Week 8 loss at Pittsburgh (10/26), started at tight end and caught one pass for a 21-yard touchdown in the second quarter. The score cut Pittsburgh's lead to 21-10. With the touchdown, Allen tied Pat Beach, Dallas Clark and Marcus Pollard (six) for the seventh-most receiving touchdowns in a single season by a tight end in Colts history. The score was also his fifth in his last six games.
- Started at tight end in a Week 9 victory at the New York Giants (11/3) and caught four passes for 48 yards and one touchdown. With his third quarter touchdown, tied John Mackey (seven in 1963 and 1965) for the fifth-most receiving touchdowns in a single season by a tight end in Colts history. The touchdown was also his sixth in his last seven games.
- In a Week 11 loss against New England (11/16), started at tight end, but did not finish with a catch. Left the game with an ankle injury.
- Was listed as inactive for a Week 12 win against Jacksonville (11/23).
- Listed as inactive for a Week 13 victory against Washington (11/30).
- Started at tight end in a Week 14 win at Cleveland (12/7) and finished with one reception for five yards.
- In a Week 15 victory against Houston (12/14), started at tight end and caught two passes for 16 yards and one touchdown. Recorded his eighth touchdown of the season on a three-yard pass from Andrew Luck in the second quarter. With the score, tied Marcus Pollard for the fourth-most touchdowns by a tight end in a single season.
- Was targeted three times, but did not record a catch starting at tight end in a Week 16 loss at Dallas (12/21).
- Listed as inactive for a Week 17 win at Tennessee (12/28).
- In the team's AFC Wild Card Playoff contest against Cincinnati (1/4/15), started at tight end and caught three passes for 30 yards with a long reception of 12 yards.
- Caught four passes for 30 yards and one touchdown in the team's AFC Divisional Playoff victory at Denver (1/11/15). Gave the Colts a 14-7 lead in the second quarter with his three-yard touchdown grab. It was his first career postseason touchdown reception.

### 2013 (COLTS):

- Started at tight end in the regular season opener against Oakland (9/8) and finished the game with a 20-yard touchdown reception. The score was the fourth of his career and gave the Colts a 14-0 lead in the second quarter.
- Listed as inactive for the team's Week 2 contest against Miami (9/15).
- Placed on Injured Reserve on September 19, 2013.

### 2012 (COLTS):

- Started all 16 games in his rookie campaign. Finished the year with 45 receptions for 521 yards and three touchdowns. Had three carries for five yards on the season.
- Recorded two special teams tackles.
- Led all NFL rookie tight ends in receptions and receiving yards.
- Started at tight end in his first career NFL contest at Chicago (9/9).
- Caught his first NFL reception against Minnesota (9/16), which went for a three-yard touchdown.
- Started at tight end and caught four passes for 38 yards (9.5 avg.) and one touchdown against Green Bay (10/7).
- Set season highs with six receptions for 75 yards against Miami (11/4).
- Caught six passes for 69 yards at New England (11/18) in his 10th start of the season. His 69 yards marked his second-highest receiving total of the season (Miami, 75 yards).
- Made a start at the flex position and contributed with two receptions for 50 yards at Detroit (12/2). Finished with his longest catch of the year, a 40-yard gain in the second quarter.
- Caught three passes for 36 yards and one touchdown at Houston (12/16), which was his third of the season.

### ALLEN SINGLE-GAME HIGHS

Rec: 6, two times (Last: at NE 11/18/12)  
 Yards: 75 vs. MIA (11/04/12)  
 TDs: 1, 12 times (Last: vs. HOU 12/14/14)  
 LG: 41t at DEN (9/7/14)

- Totaled three catches for 18 yards against Kansas City (12/23). With three receptions, he set a record for the most receptions by a rookie tight end in franchise history, breaking Ken Dilger's mark of 42 set in 1995.
- In his playoff debut, started at the flex position and contributed with four catches for 51 yards, including a long of 22 yards at Baltimore (1/6/13). Also tallied one special teams tackle.

#### COLLEGE:

- Started 33-of-41 games at Clemson, recording 93 receptions for 1,079 yards and 12 touchdowns.
- Honored as Clemson's first recipient of the John Mackey Award, given to the nation's best tight end.
- Was a consensus NCAA All-America selection and was named All-America first-team by The Associated Press, ESPN.com, *Phil Steele*, Football Writers Association and *Sports Illustrated*, adding second-team accolades from *The NFL Draft Report* and *CBSSports.com* and honorable mention from *Pro Football Weekly*.
- Selected as a unanimous All-Atlantic Coast Conference first-team member in 2011 and second-team All-ACC in 2010.
- Collected 93 receptions over his career, tying him with John McMakin (1969-1971) for the most grabs by a tight end in Clemson history and placing him 18th in the school's overall career record book.
- Brought in 50 receptions in 2011 to break the school season record for tight ends, topping the previous mark of 43 catches by Michael Palmer in 2009.
- Joined John McMakin (1,255) as the only Clemson tight ends to gain over 1,000 receiving yards in a career.
- With 598 yards in 2011, broke the school season record of 507 yards by Michael Palmer in 2009 and ranked fifth on the Atlantic Coast Conference's annual record chart for tight ends.
- Set the Clemson tight end career record for touchdown receptions (12), while also breaking the mark for most touchdowns by a tight end in a season (eight) in 2011.

#### PERSONAL:

- Attended Terry Sanford High School in Fayetteville, N.C.
- Regarded as the third-best tight end in the nation and the 83rd-best overall prospect by ESPN.
- A four-star prospect, *Rivals.com* had him placed third among all tight ends in the prep ranks.
- Finished his career with 68 receptions for 1,257 yards (18.5 ypc).
- Finished with 551 yards as a junior and 291 yards as a senior, earning All-Two Rivers Conference honors for each campaign.
- Lettered in basketball and earned team Most Improved Player honors as a senior.
- In 2013, was a speaker at the Veterans Day School visit and was a volunteer for the Million Meal Marathon.
- Read to children as part of the Colts Day in Schools event and Read Across America Week.
- Participated in the 2012 Colts Rookie Community Blitz at Concord Neighborhood Center, helping local children with reading, crafts and fitness activities.
- As a part of the Colts Community Ticket Block program, joined 2012 rookie teammates in donating 10 tickets per game to youth organizations.
- Serves as a co-spokesperson for the "COLTSTRONG, LIBRARYSTRONG" campaign for the Indianapolis Library.
- Visited Riley Hospital for Children to spread cheer during the holidays.
- Participated in the Colts annual Hometown Huddle event which created a new fitness room at the Kaleidoscope Youth Center.
- Participated in the Colts quarterback shopping event with Shepherd Community Center as a volunteer shopper.
- Assisted in the annual Colts Playground Build.
- Majored in biological/health sciences at Clemson.
- A native of Fayetteville, N.C.

#### 2014 GAME-BY-GAME STATISTICS

Date/Opp.	RECEIVING						RUSHING					
	GP	GS	No.	Yards	Avg.	LG	TD	No.	Yards	Avg.	LG	TD
9/7 @ DEN	1	1	4	64	16.0	41t	1	0	0	0.0	0	0
9/15 vs. PHI	1	1	0	0	0.0	0	0	0	0	0.0	0	0
9/21 @ JAX	1	1	4	43	10.8	22	1	0	0	0.0	0	0
9/28 vs. TEN	1	1	3	38	12.7	17	1	0	0	0.0	0	0
10/5 vs. BAL	1	1	4	59	14.8	28	1	0	0	0.0	0	0
10/9 @ HOU	1	1	3	49	16.3	18	0	0	0	0.0	0	0
10/19 vs. CIN	1	1	3	52	17.3	32t	1	0	0	0.0	0	0
10/26 @ PIT	1	1	1	21	21.0	21t	1	0	0	0.0	0	0
11/3 @ NYG	1	1	4	48	12.0	35	1	0	0	0.0	0	0
11/16 vs. NE	1	1	0	0	0.0	0	0	0	0	0.0	0	0
11/23 vs. JAX	INACTIVE											
11/30 vs. WAS	INACTIVE											
12/7 @ CLE	1	1	1	5	5.0	5	0	0	0	0.0	0	0
12/14 vs. HOU	1	1	2	16	8.0	13	1	0	0	0.0	0	0
12/21 @ DAL	1	1	0	0	0.0	0	0	0	0	0.0	0	0
12/28 @ TEN	INACTIVE											
<b>2014 TOTALS</b>	<b>13</b>	<b>13</b>	<b>29</b>	<b>395</b>	<b>13.6</b>	<b>41t</b>	<b>8</b>	<b>0</b>	<b>0</b>	<b>0.0</b>	<b>0</b>	<b>0</b>

#### 2014 POSTSEASON GAME-BY-GAME STATISTICS

Date/Opp.	RECEIVING						RUSHING					
	GP	GS	No.	Yards	Avg.	LG	TD	No.	Yards	Avg.	LG	TD
1/4 vs. CIN	1	1	3	30	10.0	12	0	0	0	0.0	0	0
1/11 @ DEN	1	0	4	30	7.5	18	1	0	0	0.0	0	0
1/18 @ NE												
<b>2014 TOTALS</b>	<b>2</b>	<b>1</b>	<b>7</b>	<b>60</b>	<b>8.6</b>	<b>18</b>	<b>1</b>	<b>0</b>	<b>0</b>	<b>0.0</b>	<b>0</b>	<b>0</b>

#### CAREER REGULAR SEASON STATISTICS

Year	RECEIVING						RUSHING					
	GP	GS	No.	Yards	Avg.	LG	TD	No.	Yards	Avg.	LG	TD
2014 IND	13	13	29	395	13.6	41t	8	0	0	0.0	0	0
2013 IND	1	1	1	20	20.0	20	1	0	0	0.0	0	0
2012 IND	16	16	45	521	11.6	40	3	3	5	1.7	3	0
<b>TOTAL</b>	<b>30</b>	<b>30</b>	<b>75</b>	<b>936</b>	<b>12.5</b>	<b>41t</b>	<b>12</b>	<b>3</b>	<b>5</b>	<b>1.7</b>	<b>3</b>	<b>0</b>

#### CAREER POSTSEASON STATISTICS

Year	RECEIVING						RUSHING					
	GP	GS	No.	Yards	Avg.	LG	TD	No.	Yards	Avg.	LG	TD
2014 IND	2	1	7	60	8.6	18	1	0	0	0.0	0	0
2013 IND	INJURED RESERVE											
2012 IND	1	1	4	51	12.8	22	0	0	0	0.0	0	0
<b>TOTAL</b>	<b>3</b>	<b>2</b>	<b>11</b>	<b>111</b>	<b>10.1</b>	<b>22</b>	<b>1</b>	<b>0</b>	<b>0</b>	<b>0.0</b>	<b>0</b>	<b>0</b>

**SPECIAL TEAMS TACKLES:** 5 (2014 - 3, 2012 - 2)

**ADDITIONAL STATISTICS:** Forced a fumble on special teams vs. Cincinnati (10/19).



# COLT ANDERSON

Safety 5-10 194 Montana

NFL Exp: 5 (1st Year with Colts)

How Acquired: FA – 2014

Born: 10/25/85

GP/GS (Postseason): 63/6 (4/0)

# 32



## CAREER TRANSACTIONS:

- Signed by the Colts as an unrestricted free agent on April 23, 2014.
- Signed by the Philadelphia Eagles from the Minnesota Vikings practice squad on November 10, 2010.
- Signed to the Minnesota practice squad on September 5, 2010.
- Waived by the Vikings on September 4, 2010.
- Signed to the Minnesota practice squad on September 6, 2009.
- Originally signed by the Vikings as an undrafted free agent on May 4, 2009.

## 2014 (COLTS):

- Made his debut in a Colts uniform competing at safety and on special teams at Denver (9/7). Did not record a tackle in the contest.
- Saw action on special teams in Week 2 against Philadelphia (9/15) and contributed with two tackles.
- Competed at both safety and on special teams in a Week 3 victory at Jacksonville (9/21). Finished with one tackle and one special teams stop.
- Listed as inactive for a Week 4 victory against Tennessee (9/28).
- In a Week 5 win against Baltimore (10/5) compiled one tackle in the secondary and recovered a Ravens muffed punt in the first quarter. It was his first special teams fumble recovery since he recovered a blocked field goal on Oct. 2, 2011 against San Francisco.
- Competed at safety and on special teams in a Week 6 victory at Houston (10/9), but did not record a tackle.
- Tied for the team lead with two special teams tackles in a Week 7 win against Cincinnati (10/19).
- In a Week 8 loss at Pittsburgh (10/26), compiled two special teams tackles and saw one snap at safety.
- Saw action at safety and on special teams in a Week 9 victory at the New York Giants (11/3) and compiled one special teams stop.
- Finished with one special teams tackle in a Week 11 loss against New England (11/16).
- Competed in the secondary on special teams in a Week 12 win against Jacksonville (11/23), but did not finish with a tackle.
- In a Week 13 victory against Washington (11/30) participated at safety and on special teams, but did not record a tackle.
- Participated on special teams during a Week 14 win at Cleveland (12/7) and finished with two tackles.
- Saw action on special teams in a Week 15 victory against Houston (12/14), but did not register a tackle.
- Totaled two tackles on special teams in a Week 16 loss at Dallas (12/21).
- In a Week 17 win at Tennessee (12/28), competed at safety and on special teams and compiled two tackles.
- Finished with one special teams tackle in the team's AFC Wild Card Playoff win against Cincinnati (1/4/15).
- Competed on special teams in an AFC Divisional Playoff victory at Denver (1/11/15), but did not record a tackle.

## 2013 (EAGLES):

- Competed in 14 games and finished with two tackles and one pass defended. Also led the team and established a career-high with 16 special teams stops.
- Finished with one tackle in a loss at Denver (9/29) and a win at Oakland (11/3).
- Participated in the team's NFC Wild Card Playoff loss against New Orleans (1/4/14), and notched three special teams tackles.

## 2012 (EAGLES):

- Participated in 14 games (four starts) and compiled a career-high 37 tackles (27 solo) while adding his first career interception, three passes defended and six special teams stops.
- Voted the Eagles 2012 Ed Block Courage Award recipient and was voted by his teammates as the team's special teams MVP.
- Named to the *CBSSports.com* 2012 NFL All-Pro Team as a special teamer.
- Started his first career game at safety and produced eight tackles (five solo) in a victory at Tampa Bay (12/9).
- Established a career-high with 11 tackles (eight solo) while adding one pass defended in a loss against Cincinnati (12/13).
- Finished with seven tackles (five solo) and intercepted Robert Griffin III for his first career pick in a loss against Washington (12/23). The interception led to a Philadelphia touchdown on the ensuing possession.
- Collared a team-high 10 tackles in a loss at the New York Giants (12/30).

## 2011 (EAGLES):

- Saw action in 12 games and totaled 12 special teams tackles and one blocked field goal recovery.
- Was voted by his teammates as the special teams MVP.
- Recovered a blocked field goal attempt by David Akers against San Francisco (10/2). The recovery led to an Eagles field goal.
- Was placed on Injured Reserve on December 5.

## 2010 (VIKINGS/EAGLES):

- Played in eight games (two starts) and tallied eight tackles (five solo). Tied for third on the Eagles with 12 special teams stops.
- Spent the first eight weeks of the season on the Vikings practice squad before being signed by Philadelphia on November 10.
- Finished with one tackle and five special teams stops in his first career NFL game at Washington (11/15).
- Started his first career game in a loss against Minnesota (12/28) and posted two solo stops.
- In his second start of the season, finished with a season-high four tackles (two solo).
- Competed in the team's NFC Wild Card Playoff loss against Green Bay (1/9/11), but did not record a tackle.

## 2009 (VIKINGS):

- Spent the entire season on the Vikings practice squad.

## COLLEGE:

- Finished his career at Montana ranked fifth on the school's all-time list with 313 tackles. Also totaled eight interceptions, three fumble recoveries, three forced fumbles, 1.0 sack, 17 passes defended and 14.5 tackles for loss.
- Was named an FCS All-America selection in 2008 and earned All-America

## ANDERSON SINGLE-GAME HIGHS

Tackles:	11 vs. CIN (12/13/12)
Int:	1 vs. WAS (12/23/12)
PD:	1, four times (Last: at OAK 11/3/13)

honorable mention honors from *The Sports Network* in 2007.

- Was an All-Big Sky honoree (2006-08) along with earning the Steve Carlson Award (2008), Golden Helmet Award (2007-08) and the Tony Barbour Award (2006, 2008).
- Was a senior defensive captain in 2008 who started all 16 games while leading the team in tackles (129), which tied the school's single-season mark and ranked eighth in Big Sky Conference history.
- In 2008, tallied three interceptions, two fumble recoveries, one forced fumble, 1.0 sack, 6.5 tackles for loss and six passes defended.
- As a junior in 2007, started all 12 games while ranking first on the team in interceptions (four) and passes defended (nine). Also ranked fourth in tackles (85).
- Started 14 games as a sophomore in 2006 and finished the season ranked fourth on the team with 92 tackles. Also added one interception, one forced fumble, two passes defended and one tackle for loss.
- Played in five games and finished with seven tackles as a freshman in 2005.

**PERSONAL:**

- Attended Butte (Mont.) High School and was an offensive and defensive MVP as a senior.
- Finished his prep career with 310 tackles and nine interceptions. As a running back, totaled 850 rushing yards and 12 touchdowns.
- Participates in the Whitefish Winter Classic, an annual event held in Whitefish, Mont. that raises money for families in Northwest Montana with children facing hospitalization and the various expenses surrounding it.
- Earned a degree in business information systems, while also earning a teaching certificate in secondary education.
- Anderson and his wife, Keelie, have two sons, Cage and Krew.
- A native of Butte, Mont.

**2014 GAME-BY-GAME STATISTICS**

Date/Opp.	GP	GS	Solo	Asst.	Total	Sacks	PD	FF	FR	INT	Yds	Avg.	LG	TD
9/7 @ DEN	1	0	0	0	0	0.0	0	0	0	0	0	0.0	0	0
9/15 vs. PHI	1	0	0	0	0	0.0	0	0	0	0	0	0.0	0	0
9/21 @ JAX	1	0	1	0	1	0.0	0	0	0	0	0	0.0	0	0
9/28 vs. TEN	INACTIVE													
10/5 vs. BAL	1	0	0	1	1	0.0	0	0	0	0	0	0.0	0	0
10/9 @ HOU	1	0	0	0	0	0.0	0	0	0	0	0	0.0	0	0
10/19 vs. CIN	1	0	0	0	0	0.0	0	0	0	0	0	0.0	0	0
10/26 @ PIT	1	0	0	0	0	0.0	0	0	0	0	0	0.0	0	0
11/3 @ NYG	1	0	0	0	0	0.0	0	0	0	0	0	0.0	0	0
11/16 vs. NE	1	0	0	0	0	0.0	0	0	0	0	0	0.0	0	0
11/23 vs. JAX	1	0	0	0	0	0.0	0	0	0	0	0	0.0	0	0
11/30 vs. WAS	1	0	0	0	0	0.0	0	0	0	0	0	0.0	0	0
12/7 @ CLE	1	0	0	0	0	0.0	0	0	0	0	0	0.0	0	0
12/14 vs. HOU	1	0	0	0	0	0.0	0	0	0	0	0	0.0	0	0
12/21 @ DAL	1	0	0	0	0	0.0	0	0	0	0	0	0.0	0	0
12/28 @ TEN	1	0	0	0	0	0.0	0	0	0	0	0	0.0	0	0
<b>2014 TOTALS</b>	<b>15</b>	<b>0</b>	<b>1</b>	<b>1</b>	<b>2</b>	<b>0.0</b>	<b>0</b>	<b>0</b>	<b>0</b>	<b>0</b>	<b>0</b>	<b>0.0</b>	<b>0</b>	<b>0</b>

**2014 POSTSEASON GAME-BY-GAME STATISTICS**

Date/Opp.	GP	GS	Solo	Asst.	Total	Sacks	PD	FF	FR	INT	Yds	Avg.	LG	TD
1/4 vs. CIN	1	0	0	0	0	0.0	0	0	0	0	0	0.0	0	0
1/11 @ DEN	1	0	0	0	0	0.0	0	0	0	0	0	0.0	0	0
1/18 @ NE														
<b>2014 TOTALS</b>	<b>2</b>	<b>0</b>	<b>0</b>	<b>0</b>	<b>0</b>	<b>0.0</b>	<b>0</b>	<b>0</b>	<b>0</b>	<b>0</b>	<b>0</b>	<b>0.0</b>	<b>0</b>	<b>0</b>

**CAREER REGULAR SEASON STATISTICS**

Year	GP	GS	Solo	Asst.	Total	Sacks	PD	FF	FR	INT	Yds	Avg.	LG	TD
2014 IND	15	0	1	1	2	0.0	0	0	0	0	0	0.0	0	0
2013 PHI	14	0	1	1	2	0.0	1	0	0	0	0	0.0	0	0
2012 PHI	14	4	27	10	37	0.0	3	0	0	1	4	4.0	4	0
2011 PHI	12	0	0	0	0	0.0	0	0	0	0	0	0.0	0	0
2010 PHI	8	2	5	3	8	0.0	0	0	0	0	0	0.0	0	0
2009 MIN	PRACTICE SQUAD													
<b>TOTAL</b>	<b>63</b>	<b>6</b>	<b>34</b>	<b>15</b>	<b>49</b>	<b>0.0</b>	<b>4</b>	<b>0</b>	<b>0</b>	<b>1</b>	<b>4</b>	<b>4.0</b>	<b>4</b>	<b>0</b>

**CAREER POSTSEASON STATISTICS**

Year	GP	GS	Solo	Asst.	Total	Sacks	PD	FF	FR	INT	Yds	Avg.	LG	TD
2014 IND	2	0	0	0	0	0.0	0	0	0	0	0	0.0	0	0
2013 PHI	1	0	0	0	0	0.0	0	0	0	0	0	0.0	0	0
2010 PHI	1	0	0	0	0	0.0	0	0	0	0	0	0.0	0	0
<b>TOTAL</b>	<b>4</b>	<b>0</b>	<b>0</b>	<b>0</b>	<b>0</b>	<b>0.0</b>	<b>0</b>	<b>0</b>	<b>0</b>	<b>0</b>	<b>0</b>	<b>0.0</b>	<b>0</b>	<b>0</b>


**SPECIAL TEAMS TACKLES:** 61 (2014 - 15, 2013 - 16, 2012 - 6, 2011 - 12, 2010 - 12)

**POSTSEASON SPECIAL TEAMS TACKLES:** 1 (2014 - 1)

**ADDITIONAL STATISTICS:** Recovered a blocked field goal (vs. SF 10/2/11).

Recovered a fumble after a muffed punt (vs. BAL 10/5/14).





**DAVID ARKIN**  
Guard 6-5 307 Missouri State  
NFL Exp: 4 (1st Year with Colts)  
How Acquired: FA – 2014  
Born: 10/7/87  
GP/GS (Postseason): 1/0 (2/0)

65



#### CAREER TRANSACTIONS:

- Signed to the Colts practice squad on September 16, 2014.
- Signed to the Seattle Seahawks practice squad September 3, 2014 and was waived five days later.
- Waived by the Miami Dolphins on August 30, 2014.
- Signed by the Dolphins to the active roster from the Dallas Cowboys practice squad on November 5, 2013.
- Waived by the Cowboys on October 26, 2013 and was signed to the team's practice squad three days later.
- Originally selected by the Cowboys in the fourth round (110th overall) of the 2011 NFL Draft.

#### 2014 (COLTS):

- Signed to the Colts practice squad on September 16.
- Elevated from the practice squad to the active roster on December 31, 2014.
- Reported in tackle-eligible situations during the team's AFC Wild Card Playoff victory against Cincinnati (1/4/15).
- Competed on special teams and entered the game in tackle-eligible situations during the team's AFC Divisional Playoff win at Denver (1/11/15).

#### 2013 (DOLPHINS/COWBOYS):

- Played in one game and was inactive for seven contests with Miami.
- Opened the season with the Dallas and was listed as active for one game and inactive for six contests.
- Made his NFL debut vs. Carolina (11/24).

#### 2012 (COWBOYS):

- Was listed as inactive for all 16 games with Dallas.

#### 2011 (COWBOYS):

- As a rookie, was listed as inactive for all 16 games with the Cowboys.

#### COLLEGE:

- Was a four-year starter at Missouri State from 2007-2010.
- Earned All-Missouri Valley Football Conference honors four straight years, the third Missouri State player to ever achieve that distinction.
- Started all 11 games as left tackle as a senior in 2010 after moving to the position from right guard for the last two games of the 2009 season.
- Named to the MVFC All-Academic squad in 2009 and started all 11 games.
- Started all 11 games at right guard as a redshirt freshman and sophomore and earned second-team MVFC All-Academic accolades for both years.
- Redshirted as a true freshman in 2006.

#### PERSONAL:

- Attended Kapaun Mt. Carmel High School in Wichita, Kan. where he was an all-state performer as a senior.
- Selected to the 2006 Kansas Shrine Bowl All-Star Game.
- Also competed on the defensive line for his high school squad.
- Majored in construction management with minors in real estate and finance.
- A native of Wichita, Kan.

#### CAREER GP/GS (POSTSEASON):

2014 IND: 0/0 (2/0)  
2013 MIA/DAL: 1/0  
2012 DAL: 0/0  
2011 DAL: 0/0  
TOTAL: 1/0 (2/0)



# VICK BALLARD

Running Back 5-10 226 Mississippi State

NFL Exp: 3 (3rd Year with Colts)

How Acquired: D5 – 2012 (170th overall)

Born: 7/16/90

GP/GS (Postseason): 17/13 (1/1)

# 33



## CAREER TRANSACTIONS:

- Selected by the Colts in the fifth round (170th overall) of the 2012 NFL Draft.

## PRO CAREER:

- Started the final 12 games of his rookie season, leading the Colts with 211 carries for 814 rushing yards.
- His 19-yard touchdown reception in overtime at Tennessee (10/28/12) gave the Colts their first road win of the season. The touchdown was also the first of his NFL career.
- Had his first career 100-yard rushing game (105 yards) at Houston (12/16/12).
- Ranked second in the AFC and fifth in the NFL among rookies in rushing yards (814) in 2012.

## 2014 (COLTS):

- Was placed on Injured Reserve on August 26.

## 2013 (COLTS):

- Started at running back in the regular season opener against Oakland (9/8) and finished with 13 carries for 63 yards (4.8 avg.). Also caught one pass for a loss of five yards.
- Placed on Injured Reserve on September 13, 2013.

## 2012 (COLTS):

- Played in all 16 games, starting the final 12 in his rookie season. Led the Colts with 211 carries for 814 rushing yards to go along with two touchdowns. Also added 17 catches for 152 receiving yards and a touchdown.
- Ranked second in the AFC and fifth in the NFL among rookies in rushing yards.
- Saw action in his first career NFL game against Chicago (9/9).
- Made his first career NFL start in Week 6 against the Jets (10/14) and contributed with eight carries for 25 yards and two receptions for 17 yards.
- Started at running back against Cleveland (10/21) and logged 84 rushing yards on 20 carries while adding one reception for 19 yards.
- Started at running back against Tennessee (10/28) and totaled 12 carries for 55 yards and contributed with the game-winning 16-yard touchdown reception in overtime to seal a 19-13 victory. Was part of a Colts rushing attack that generated a season-high 171 rushing yards.
- Recorded nine carries for 41 yards and one touchdown at Detroit (12/2). The rushing touchdown was the first of his career and his second score of the season.
- Started at running back against Tennessee (12/9) and led both teams in rushing while setting a then-season-high with 94 yards on 19 carries. Also caught one pass for 10 yards.
- Posted his first career 100-yard game and totaled 18 carries for 105 yards at Houston (12/16). It was the team's highest rushing total since Donald Brown posted 161 yards against Tennessee (12/18/11). Contributed with five carries for 60 yards on the team's second touchdown drive of the game.
- Finished the game with 27 carries for 78 yards and tallied a one-yard touchdown starting at running back against Houston (12/30).
- In his first career postseason game, started at running back at Baltimore (1/6/13) and led the team in rushing with 22 carries for 91 yards. It was the ninth-most rushing yards by a Colts running back in a single postseason game and the most since Dominic Rhodes totaled 113 yards against the Bears in Super Bowl XLI (2/4/07). Also added one catch for three yards.

## COLLEGE:

- Started 23-of-25 games at Mississippi State, totaling 379 rushes for 2,157 yards (5.6 ypc.) and 29 touchdowns while adding 30 catches for 293 yards and two scores.
- Registered 2,450 all-purpose yards with an average of 98.0 yards per game.
- Prior to his arrival at MSU, performed in 23 games for Mississippi Gulf Coast College, where he racked up 2,283 yards and 34 touchdowns on 381 carries.
- His collegiate totals included 760 carries for 4,440 yards (5.8 ypc.) with 65 touchdowns and 35 receptions for 334 yards and four scores.
- His 186 points scored at Mississippi State rank fifth on the school's all-time records list while his 2,157 rushing yards rank 10th in school annals.

## PERSONAL:

- Attended Pascagoula (Miss.) High School.
- Totaled 17 touchdowns while rushing for 940 yards and compiling 522 receiving yards as a senior.
- Played in the Max Emfinger All-America Game.
- Assisted with the "Saving Our Youth" Celebrity Basketball Tournament at the Indiana Black Expo in 2013.
- Was a drill leader for the Change the Play Kickoff event at Riley Hospital.
- Participated in the 2012 Colts Rookie Community Blitz at Concord Neighborhood Center, helping local children with reading, crafts and fitness activities.
- As a part of the Colts Community Ticket Block program, joined 2012 rookie teammates in donating 10 tickets per game to youth organizations.
- A native of Pascagoula, Miss.

## BALLARD SINGLE-GAME HIGHS

Att: 27 vs. HOU (12/30/12)  
 Yards: 105 at HOU (12/16/12)  
 TDs: 1, two times (Last: vs. HOU 12/30/12)  
 LG: 26 vs. CLE (10/21/12)

**CAREER REGULAR SEASON STATISTICS**

Year	RUSHING						RECEIVING					
	GP	GS	No.	Yards	Avg.	LG	TD	No.	Yards	Avg.	LG	TD
2014 IND	INJURED RESERVE											
2013 IND	1	1	13	63	4.8	12	0	1	-5	-5.0	-5	0
2012 IND	16	12	211	814	3.9	26	2	17	152	8.9	19	1
<b>TOTAL</b>	<b>17</b>	<b>13</b>	<b>224</b>	<b>877</b>	<b>3.9</b>	<b>26</b>	<b>2</b>	<b>18</b>	<b>147</b>	<b>8.2</b>	<b>19</b>	<b>1</b>

**CAREER POSTSEASON STATISTICS**

Year	RUSHING						RECEIVING					
	GP	GS	No.	Yards	Avg.	LG	TD	No.	Yards	Avg.	LG	TD
2014 IND	INJURED RESERVE											
2013 IND	INJURED RESERVE											
2012 IND	1	1	22	91	4.1	24	0	1	3	3.0	3	0
<b>TOTAL</b>	<b>1</b>	<b>1</b>	<b>22</b>	<b>91</b>	<b>4.1</b>	<b>24</b>	<b>0</b>	<b>1</b>	<b>3</b>	<b>3.0</b>	<b>3</b>	<b>0</b>



**AHMAD BRADSHAW**  
**Running Back 5-10 217 Marshall**  
**NFL Exp: 8 (2nd Year with Colts)**  
**How Acquired: FA - 2013**  
**Born: 3/19/86**  
**GP/GS (Postseason): 97/36 (9/3)**

**44**



**CAREER TRANSACTIONS:**

- Signed by the Colts as a free agent on June 11, 2013.
- Waived by the New York Giants on February 6, 2013.
- Selected by the Giants in the seventh round (250th overall) of the 2007 NFL Draft.

**PRO CAREER:**

- Ranks sixth in Giants history in rushing yards, seventh in rushing attempts and ninth in rushing touchdowns.
- Has returned 77 kickoffs for 1,788 yards, which ranks fourth in Giants history.
- Has recorded two 1,000-yard rushing seasons (2010 and 2012) and has rushed for over 100 yards in a game 12 times.
- Was a part of two Super Bowl Championships with the Giants (XLII and XLVI).
- Scored the game-winning touchdown in Super Bowl XLVI on a six-yard run with 57 seconds left in the game. It marked the fourth time in Super Bowl history the game-winning touchdown had been scored in the final minute. Bradshaw's score is the only rushing touchdown of the four.
- In nine career postseason games (three starts), has 111 carries for 480 yards and two touchdowns, to go along with 20 catches for 141 yards.
- Ranks second in Giants postseason history in rushing yards, fourth in rushing attempts and tied for fourth in rushing touchdowns.
- Has caught a single-season career-best six touchdowns, which is tied for the fifth-most by a Colts running back in a campaign.

**2014 (COLTS):**

- Contributed with 85 yards from scrimmage (70 receiving, 15 rushing) at Denver (9/7). His five receptions tied his second highest total for a single game and the 70 receiving yards set a new career-high.
- In a Week 2 loss against Philadelphia (9/15), netted 96 yards from scrimmage (70 rushing, 26 receiving). Added a single-game career-high two touchdown receptions as his rushing total was his highest since a Week 3 meeting at San Francisco in 2013.
- Led the team in rushing with nine carries for 65 yards while adding two receptions for 18 yards and one touchdown in Week 3 victory at Jacksonville (9/21). With his six-yard touchdown reception in the first quarter, Bradshaw set a new season-high in touchdown receptions. His previous best was two in 2011.
- In a Week 4 victory against Tennessee (9/28) contributed with 52 yards from scrimmage and added a receiving touchdown in the fourth quarter. The receiving touchdown was his fourth of the season, adding to his season-high record.
- Led the team in rushing with 15 carries for 68 yards in a Week 5 victory against Baltimore (10/5) and topped 1,000 career rushes. He also added four receptions for 17 yards.
- Tallied 11 rushes for 34 yards and added three receptions for 25 yards and one receiving touchdown in a Week 6 win at Houston (10/9). Gave Indianapolis a 17-0 lead in the first quarter when he caught a five-yard touchdown from Andrew Luck. The receiving touchdown was his fifth of the season, adding to his season-high record.
- In a Week 7 victory against Cincinnati (10/19) totaled 10 carries for 52 yards and one touchdown adding three catches for 36 yards and one score. Notched his first rushing touchdown of the season on a one-yard run in the second quarter to give the Colts a 10-0 lead. Added a nine-yard receiving touchdown in the fourth quarter to give Indianapolis a 24-0 advantage. The multiple-touchdown game was his second of the season and the ninth of his career. Along with adding to his record season-high, his sixth receiving touchdown is also tied for the fifth-most by a Colts running back in a single season. Became the first running back with six touchdown catches in his team's first seven games of a season since San Diego's Gary Anderson in 1986.
- Started his first game of the season at running back in a Week 8 loss at Pittsburgh (10/26). Totaled six carries for 35 yards and one touchdown and added seven receptions for 52 yards. Posted a 12-yard rushing touchdown in the third quarter and tied his second-highest single-season touchdown total (eight in 2010) of his career.
- In a Week 9 win at the New York Giants (11/3), led the team with seven carries for 50 yards (7.1 avg.). Added three receptions for 29 yards.
- Totaled seven carries for four yards and four receptions for seven yards in a Week 11 loss against New England (11/16). Left the game in the fourth quarter with a lower leg injury.
- Placed on Injured Reserve on November 18, 2014.

**2013 (COLTS):**

- Competed in three games (two starts) and totaled 41 carries for 186 yards and two touchdowns while adding seven receptions for 42 yards.
- Made his Colts debut in the regular season opener against Oakland (9/8) and contributed with seven carries for 26 yards while adding one reception for seven yards.
- Started his first game as a member of the Colts against Miami (9/15) and led the team in rushing with 65 yards on 15 carries while adding three receptions for 19 yards. Notched his first touchdown on a one-yard run in the second quarter to give Indianapolis a 17-14 lead. His effort was part of a Colts rushing offense that generated 133 yards on 26 carries for a 5.1 average.
- Led both teams in rushing with 19 carries for 95 yards (5.0 avg.) and a touchdown in a Week 3 win at San Francisco (9/22). The score was his second as a member of the Colts. His 95 rushing yards marked his highest total dating back to December 30, 2012 against Philadelphia (107).
- Was listed as inactive for the team's Week 4 meeting at Jacksonville (9/29) and Week 5 contest against Seattle (10/6).
- Placed on Injured Reserve on October 9.

**2012 (GIANTS):**

- In 14 games (12 starts), recorded 221 rushing attempts for 1,015 yards and six touchdowns. Also caught 23 passes for 245 yards.
- Posted four 100-yard rushing games en route to his second career 1,000-yard rushing season.
- Rushed for 78 yards and a touchdown on 17 carries in the season opener against Dallas (9/5).

**BRADSHAW SINGLE-GAME HIGHS**

Att:	30 vs. CLE (10/7/12)
Yards:	200 vs. CLE (10/7/12)
TDs:	3 vs. BUF (10/16/11)
LG:	88t at BUF (12/23/07)



- Rushed 30 times for 200 yards (both career highs) and one touchdown against Cleveland (10/7) and caught four passes for 29 yards. His 229 yards from scrimmage were the most by a member of the Giants since 2005.
- Rushed 27 times for 116 yards and one touchdown at San Francisco (10/14), marking his second straight 100-yard rushing game.
- Caught a career-long 59-yard reception against Green Bay (11/25).
- Rushed 24 times for 103 yards and caught two passes for 13 yards at Washington (12/3).
- Totaled 107 yards and a touchdown on 16 carries against Philadelphia (12/30).

#### 2011 (GIANTS):

- Played in 12 games (nine starts) and tallied 659 yards and a career-high nine touchdowns on 171 carries. Added 34 catches for 267 yards and two touchdowns.
- In four postseason games (three starts), rushed for 272 yards and a touchdown on 63 attempts. Also recorded 16 receptions for 114 yards.
- Rushed for a touchdown in the season-opener at Washington (9/11).
- Named NFC Offensive Player of the Week after rushing for a season-high 104 yards and a career-high three touchdowns against Buffalo (10/16).
- Rushed 15 times for 54 yards and two touchdowns in a victory at the New York Jets (12/24).
- Registered a rushing touchdown and a receiving touchdown against Dallas (1/1/12).
- In Super Bowl XLVI, recorded 72 rushing yards on 17 carries, including the game-winning six-yard touchdown with 57 seconds remaining. Became the first player to rush for a game-winning touchdown in the final minute of a Super Bowl.

#### 2010 (GIANTS):

- Played in all 16 games (11 starts) and posted 276 carries for 1,235 yards (both career highs) and eight touchdowns. Also recorded career highs with 47 receptions for 314 yards.
- His 1,235 rushing yards were the seventh-highest single-season total in Giants history.
- Tallied four 100-yard rushing games, including a season-high 133 yards against Detroit (10/17).
- Named NFC Offensive Player of the Week after rushing for 129 yards and a touchdown on 23 carries against Chicago (10/3).
- Rushed for 126 yards on 24 carries at Dallas (10/25).
- Notched 103 yards and one touchdown on 11 rushing attempts (9.4 avg.) at Minnesota (12/13).

#### 2009 (GIANTS):

- Played in 15 games (one start) and totaled 163 carries for 778 yards and seven touchdowns. Also caught 21 passes for 207 yards and returned six punts for 55 yards.
- Posted two 100-yard rushing games.
- Tallied 104 rushing yards on 14 carries at Tampa Bay (9/27).
- Rushed for 110 yards and two touchdowns on 11 carries against Oakland (10/11). Also recorded a 55-yard reception.
- Recorded 61 yards and two touchdowns on nine rushing attempts at Washington (12/21).

#### 2008 (GIANTS):

- Played in 15 games, tallying 355 rushing yards and one touchdown on 67 carries. Added five receptions for 42 yards and one touchdown.
- Led the team with 39 kickoff returns for 867 yards (22.2 avg.). Returned one punt for six yards.
- Finished with five carries for 52 yards and a touchdown and one reception for 18 yards and a touchdown at St. Louis (9/14). Also returned four kickoffs for 93 yards. Became the first Giants player to score rushing and receiving touchdowns in the same regular season game since 2005.
- Finished with a season-high 11 carries for 65 yards, all in the fourth quarter, against Seattle (10/5).
- Returned five kickoffs for 109 yards against San Francisco (10/19).
- Rushed for a season-high 96 yards on nine carries against Baltimore (11/16). Had a season-long 77-yard run in the fourth quarter.
- Returned three kickoffs for 101 yards (33.7 avg.) at Minnesota (12/28).
- Returned six kickoffs for 180 yards, including a long of 65 yards in an NFC Divisional Playoff game against Philadelphia (1/11/09).

#### 2007 (GIANTS):

- Played in 12 games and finished with 23 carries for 190 yards and one touchdown. Added two receptions for 12 yards. Also returned 38 kickoffs for 921 yards and one punt for one yard.
- In four postseason games, rushed for 208 yards and one touchdown on 48 carries. Caught four passes for 27 yards. Also had one kickoff return for 13 yards.
- Made his NFL debut at Dallas (9/9) and recorded seven kickoff returns for 193 yards.
- Contributed with a season-long 68-yard kickoff return at Detroit (11/18).
- Had a career-high eight kickoff returns for 176 yards against Minnesota (11/25).
- Registered four kickoff returns for 102 yards against Washington (12/16).
- Totaled season highs of 17 carries for 151 yards and one touchdown in the regular season finale at Buffalo (12/23). Added four kickoff returns for 99 yards.
- Rushed for 66 yards on 17 carries in an NFC Wild Card Playoff game at Tampa Bay (1/6/08).
- Ran for 34 yards on seven attempts in an NFC Divisional Playoff game at Dallas (1/13/08).
- Finished with 16 carries for 63 yards and a touchdown in the NFC Championship Game at Green Bay (1/20/08).
- Rushed for 45 yards on nine carries in Super Bowl XLII against New England (2/3/08).

#### COLLEGE:

- Played in 32 games (22 starts) in three seasons at Marshall.
- Rushed 552 times for 2,987 yards (5.4 avg.) and 31 touchdowns. Also caught 86 passes for 696 yards and five touchdowns.
- Added 118 yards on 11 punt returns and 225 yards on 10 kickoff returns.
- Became the 10th player in school history to gain more than 4,000 all-purpose yards in a career and the eighth player to gain over 1,000 yards rushing (1,523 in 2006) in a season.

#### PERSONAL:

- Attended Graham High School in Bluefield, Va. and recorded 5,265 rushing yards and 92 touchdowns for his career.
- As a senior, earned *SuperPrep* and *PrepStar* All-America honors after rushing for 2,557 rushing yards and 31 touchdowns.
- As a junior, tallied 2,282 yards and 27 touchdowns.
- Hosts an annual football camp in his hometown of Bluefield, Va.
- Majored in sports management and marketing at Marshall.

2014 GAME-BY-GAME STATISTICS

Date/Opp.	RUSHING						RECEIVING					
	GP	GS	No.	Yards	Avg.	LG	TD	No.	Yards	Avg.	LG	TD
9/7 @ DEN	1	0	3	15	5.0	9	0	5	70	14.0	22	0
9/15 vs. PHI	1	0	13	70	5.4	29	0	5	26	5.2	9	2
9/21 @ JAX	1	0	9	65	7.2	28	0	2	18	9.0	12	1
9/28 vs. TEN	1	0	9	32	3.6	6	0	2	20	10.0	15t	1
10/5 vs. BAL	1	0	15	68	4.5	20	0	4	17	4.3	11	0
10/9 @ HOU	1	0	11	34	3.1	13	0	3	25	8.3	17	1
10/19 vs. CIN	1	0	10	52	5.2	15	1	3	36	12.0	18	1
10/26 @ PIT	1	1	6	35	5.8	12t	1	7	52	7.4	12	0
11/3 @ NYG	1	0	7	50	7.1	17	0	3	29	9.7	22	0
11/16 vs. NE	1	0	7	4	0.6	5	0	4	7	1.8	4	0
11/23 vs. JAX	INJURED RESERVE											
11/30 vs. WAS	INJURED RESERVE											
12/7 @ CLE	INJURED RESERVE											
12/14 vs. HOU	INJURED RESERVE											
12/21 @ DAL	INJURED RESERVE											
12/28 @ TEN	INJURED RESERVE											
<b>2014 TOTALS</b>	<b>10</b>	<b>1</b>	<b>90</b>	<b>425</b>	<b>4.7</b>	<b>29</b>	<b>2</b>	<b>38</b>	<b>300</b>	<b>7.9</b>	<b>22</b>	<b>6</b>

CAREER REGULAR SEASON STATISTICS

Year	RUSHING						RECEIVING					
	GP	GS	No.	Yards	Avg.	LG	TD	No.	Yards	Avg.	LG	TD
2014 IND	10	1	90	425	4.7	29	2	38	300	7.9	22	6
2013 IND	3	2	41	186	4.5	27	2	7	42	6.0	14	0
2012 NYG	14	12	221	1,015	4.6	37	6	23	245	10.7	59	0
2011 NYG	12	9	171	659	3.9	37	9	34	267	7.9	26	2
2010 NYG	16	11	276	1,235	4.5	48t	8	47	314	6.7	18	0
2009 NYG	15	1	163	778	4.8	38	7	21	207	9.9	55	0
2008 NYG	15	0	67	355	5.3	77	1	5	42	8.4	18t	1
2007 NYG	12	0	23	190	8.3	88t	1	2	12	6.0	11	0
<b>TOTAL</b>	<b>97</b>	<b>36</b>	<b>1052</b>	<b>4,843</b>	<b>4.6</b>	<b>88t</b>	<b>36</b>	<b>177</b>	<b>1,429</b>	<b>8.1</b>	<b>59</b>	<b>9</b>

CAREER REGULAR SEASON RETURN STATISTICS

Year	GP	GS	PR	FC	Yards	Avg.	LG	TD	KR	Yards	Avg.	LG	TD
2009 NYG	15	1	6	1	55	9.2	20	0	0	0	0.0	0	0
2008 NYG	15	0	1	0	6	6.0	6	0	39	867	22.2	58	0
2007 NYG	12	0	1	0	1	1.0	1	0	38	921	24.2	68	0
<b>TOTAL</b>	<b>42</b>	<b>1</b>	<b>8</b>	<b>1</b>	<b>62</b>	<b>7.8</b>	<b>20</b>	<b>0</b>	<b>77</b>	<b>1,788</b>	<b>23.2</b>	<b>68</b>	<b>0</b>

CAREER POSTSEASON STATISTICS

Year	RUSHING						RECEIVING					
	GP	GS	No.	Yards	Avg.	LG	TD	No.	Yards	Avg.	LG	TD
2014 IND	INJURED RESERVE											
2013 IND	INJURED RESERVE											
2011 NYG	4	3	63	272	4.3	30	1	16	114	7.1	30	0
2008 NYG	1	0	0	0	0.0	0	0	0	0	0.0	0	0
2007 NYG	4	0	48	208	4.3	13	1	4	27	6.8	9	0
<b>TOTAL</b>	<b>9</b>	<b>3</b>	<b>111</b>	<b>480</b>	<b>4.3</b>	<b>30</b>	<b>2</b>	<b>20</b>	<b>141</b>	<b>7.1</b>	<b>30</b>	<b>0</b>

CAREER POSTSEASON RETURN STATISTICS

Year	GP	GS	PR	FC	Yards	Avg.	LG	TD	KR	Yards	Avg.	LG	TD
2011 NYG	4	3	0	0	0	0.0	0	0	0	0	0.0	0	0
2008 NYG	1	0	0	0	0	0.0	0	0	6	180	30.0	65	0
2007 NYG	4	0	0	0	0	0.0	0	0	1	13	13.0	13	0
<b>TOTAL</b>	<b>9</b>	<b>3</b>	<b>0</b>	<b>0</b>	<b>0</b>	<b>0.0</b>	<b>0</b>	<b>0</b>	<b>7</b>	<b>193</b>	<b>27.6</b>	<b>65</b>	<b>0</b>



**JALIL BROWN**  
**Cornerback 6-1 207 Colorado**  
**NFL Exp: 4 (2nd Year with Colts)**  
**How Acquired: FA – 2014**  
**Born: 10/14/87**  
**GP/GS (Postseason): 39/2 (0/0)**

**25**



**CAREER TRANSACTIONS:**

- Signed by the Colts as a free agent on November 27, 2014.
- Waived by the Colts on November 4, 2014.
- Signed by the Colts as a free agent on September 30, 2014.
- Waived by the Miami Dolphins on August 28, 2014.
- Acquired off waivers (Indianapolis) by the Dolphins on December 16, 2013.
- Waived by the Colts on December 14, 2013.
- Signed by the Colts as a free agent on October 22, 2013.
- Waived by the Kansas City Chiefs on September 1, 2013.
- Originally selected by the Chiefs in the fourth round (118th overall) of the 2011 NFL Draft.

**2014 (COLTS):**

- Signed as a free agent on September 30.
- Listed as inactive for the team's Week 5 victory against Baltimore (10/5).
- Saw action on special teams in a Week 6 win at Houston (10/9), but did not record a tackle.
- In a Week 7 victory against Cincinnati (10/19), participated on special teams, but didn't finish with a stop.
- Listed as inactive for a Week 8 loss at Pittsburgh (10/26).
- Was inactive for a Week 9 win at the New York Giants (11/3).
- Participated on special teams in a Week 13 victory against Washington (11/30), but did not register a tackle.
- Saw action in the secondary and on special teams during a Week 14 win at Cleveland (12/7), but did not finish with a tackle.
- Was inactive for a Week 15 victory against Houston (12/14).
- Listed as inactive for a Week 16 loss at Dallas (12/21).
- In a Week 17 win at Tennessee (12/28) competed at cornerback and on special teams. Finished with one tackle and one pass defended and added one special teams stop.
- Was inactive for the team's AFC Wild Card Playoff win against Cincinnati (1/4/15).
- Listed as inactive for the team's AFC Divisional Playoff contest at Denver (1/11/15).

**2013 (COLTS/DOLPHINS):**

- Signed by the Colts as a free agent on October 22, 2013.
- Played in five games and recorded two solo tackles.
- Competed at cornerback and on special teams during a Week 12 loss at Arizona (11/24). Contributed with two tackles and one special teams stop.
- Claimed by the Dolphins off waivers on December 16.
- Was inactive for the last two regular season contests with Miami.

**2012 (CHIEFS):**

- Played in 15 games (two starts) while recording 20 solo tackles, two passes defended, five special teams tackles and a special teams forced fumble.
- Registered two special teams tackles against Oakland (10/28).
- Notched a special teams tackle and forced a fumble on a punt return at San Diego (11/1).
- Generated three solo tackles and a pass defended at Pittsburgh (11/12).
- Contributed with a career-high five solo tackles against Denver (11/25).
- Grabbed four solo tackles and one pass defended at Oakland (12/16).
- Tallied three solo tackles at Denver (12/30).

**2011 (CHIEFS):**

- Played in 14 contests and was inactive for two games.
- Ranked second on the team with eight special teams tackles (seven solo). Also recorded a fumble recovery on special teams and two solo tackles on defense.
- Posted his first two special teams tackles of his career against Minnesota (10/2).
- Recovered a fumble on a Chiefs kickoff return at the New York Jets (12/11).

**COLLEGE:**

- Appeared in 49 games (28 starts) at Colorado and recorded 167 tackles (113 solo), 24 passes defended, six interceptions, 5.0 tackles for loss, four fumble recoveries and 10 special teams tackles.
- Started 12 games as a senior in 2010, recording 46 tackles (28 solo), five passes defended, a team-leading three interceptions, 2.0 tackles for loss, two fumble recoveries and three special teams tackles.
- Was named an All-Colorado second-team selection by the state's National Football Foundation and earned All-Big 12 honorable mention honors.
- As a junior in 2009, played in 12 games (10 starts), finishing sixth on the team with 66 tackles (44 solo), while posting two fumble recoveries and two interceptions.
- Ranked second in the nation and first in the Big 12 with 15 passes defended.
- Named a First Team All-Big 12 Conference choice by *NFL Draft Report*.
- Earned All-Big 12 honorable mention accolades from The Associated Press and league coaches.
- Named All-Colorado second-team by the state's NFF chapter.
- Recipient of the coaches' Gold Group Commitment Award for excellence on and off the field and the Dick Anderson Award for his outstanding toughness for the second-straight year.

**BROWN SINGLE-GAME HIGHS**

Tackles:	5 vs. DEN (11/25/12)
Int:	0
PD:	1, three times (Last: at TEN 12/28/14)

- As a sophomore in 2008, played in all 12 games (six starts), recording 52 tackles (40 solo), 3.0 tackles for loss, an interception, four passes defended and two forced fumbles on special teams.
- Recipient of the coaches' Gold Group Commitment Award and the Dick Anderson Award.
- Played in all 13 games as a redshirt freshman in 2007, recording 13 tackles (10 solo) and a forced fumble.
- Earned the Iron Buffalo Award for defensive backs, displaying dedication and performance in the weight room.

**PERSONAL:**

- Played free safety, running back and quarterback at South Mountain High School in Phoenix.
- Earned all-state honors his senior season and was a three-time all-metro region selection.
- Rushed for 1,910 yards and 29 touchdowns and caught 15 passes for 400 yards with three scores during his senior season.
- Passed for 1,000 yards and 12 touchdowns while filling in at quarterback as a sophomore.
- Set an Arizona state record with 412 rushing yards in a game, topping a mark previously held by Baltimore Ravens linebacker Terrell Suggs.
- Also lettered twice in basketball and track.
- His time of 10.87 seconds in the 100-meters was the fastest in Arizona entering the state championships.
- Graduated with dual degrees in Business Management and Sociology.

**2014 GAME-BY-GAME STATISTICS**

Date/Opp.	GP	GS	Solo	Asst.	Total	Sacks	PD	FF	FR	INT	Yds	Avg.	LG	TD
9/7 @ DEN														
9/15 vs. PHI														
9/21 @ JAX														
9/28 vs. TEN														
10/5 vs. BAL														
10/9 @ HOU	1	0	0	0	0	0.0	0	0	0	0	0	0.0	0	0
10/19 vs. CIN	1	0	0	0	0	0.0	0	0	0	0	0	0.0	0	0
10/26 @ PIT														
11/3 @ NYG														
11/16 vs. NE														
11/23 vs. JAX														
11/30 vs. WAS	1	0	0	0	0	0.0	0	0	0	0	0	0.0	0	0
12/7 @ CLE	1	0	0	0	0	0.0	0	0	0	0	0	0.0	0	0
12/14 vs. HOU														
12/21 @ DAL														
12/28 @ TEN	1	0	1	0	1	0.0	1	0	0	0	0	0.0	0	0
<b>2014 TOTALS</b>	<b>5</b>	<b>0</b>	<b>1</b>	<b>0</b>	<b>1</b>	<b>0.0</b>	<b>1</b>	<b>0</b>	<b>0</b>	<b>0</b>	<b>0</b>	<b>0.0</b>	<b>0</b>	<b>0</b>

**2014 POSTSEASON GAME-BY-GAME STATISTICS**

Date/Opp.	GP	GS	Solo	Asst.	Total	Sacks	PD	FF	FR	INT	Yds	Avg.	LG	TD
1/4 vs. CIN														
1/11 @ DEN														
1/18 @ NE														
<b>2014 TOTALS</b>	<b>0</b>	<b>0</b>	<b>0</b>	<b>0</b>	<b>0</b>	<b>0.0</b>	<b>0</b>	<b>0</b>	<b>0</b>	<b>0</b>	<b>0</b>	<b>0.0</b>	<b>0</b>	<b>0</b>

**CAREER REGULAR SEASON STATISTICS**

Year	GP	GS	Solo	Asst.	Total	Sacks	PD	FF	FR	INT	Yds	Avg.	LG	TD
2014 IND	5	0	1	0	1	0.0	1	0	0	0	0	0.0	0	0
2013 IND	5	0	2	0	2	0.0	0	0	0	0	0	0.0	0	0
2012 KC	15	2	20	0	20	0.0	2	1	0	0	0	0.0	0	0
2011 KC	14	0	2	0	2	0.0	0	0	1	0	0	0.0	0	0
<b>TOTAL</b>	<b>39</b>	<b>2</b>	<b>25</b>	<b>0</b>	<b>25</b>	<b>0.0</b>	<b>3</b>	<b>1</b>	<b>1</b>	<b>0</b>	<b>0</b>	<b>0.0</b>	<b>0</b>	<b>0</b>

**CAREER POSTSEASON STATISTICS**

Year	GP	GS	Solo	Asst.	Total	Sacks	PD	FF	FR	INT	Yds	Avg.	LG	TD
2014 IND	0	0	0	0	0	0.0	0	0	0	0	0	0.0	0	0
<b>TOTAL</b>	<b>0</b>	<b>0</b>	<b>0</b>	<b>0</b>	<b>0</b>	<b>0.0</b>	<b>0</b>	<b>0</b>	<b>0</b>	<b>0</b>	<b>0</b>	<b>0.0</b>	<b>0</b>	<b>0</b>

**SPECIAL TEAMS TACKLES:** 16 (2013 - 2, 2012 - 5, 2011 - 8)





**SERGIO BROWN**  
**Safety 6-2 218 Notre Dame**  
**NFL Exp: 5 (3rd Year with Colts)**  
**How Acquired: W – 2012 (NE)**  
**Born: 5/22/88**  
**GP/GS (Postseason): 71/11 (9/0)**

**38**



**CAREER TRANSACTIONS:**

- Claimed by the Colts off waivers (New England) on September 1, 2012.
- Waived by the New England Patriots on August 31, 2012.
- Elevated to the Patriots 53-man roster on October 23, 2010.
- Signed to the Patriots practice squad on September 6, 2010.
- Released by the Patriots on September 4, 2010.
- Signed by the Patriots as an undrafted free agent on April 29, 2010.

**2014 (COLTS):**

- Listed as inactive for the regular season opener at Denver (9/7).
- Competed on special teams in Week 2 against Philadelphia (9/15). Did not register a tackle.
- Participated at safety and on special teams during a Week 3 victory at Jacksonville (9/21). Did not record a tackle.
- In a Week 4 victory against Tennessee (9/28) finished with one tackle and saw action on special teams.
- In the team's Week 5 win against Baltimore, started his first game at safety since Dec. 24, 2011 as a member of the Patriots. Compiled three tackles, 1.0 sack and one pass defended. The sack came on a Ravens 4th-and-one from the Colts three-yard line to force a turnover on downs.
- Started at free safety in a Week 6 win at Houston (10/9) and posted four solo tackles. Was part of a defense that limited the Texas to only one third down conversion while allowing only 196 net passing yards.
- In a Week 7 victory against Cincinnati (10/19), tallied two tackles and one pass defended. Was part of a secondary that allowed 135 net yards as the Colts shutout the Bengals.
- Started at free safety in a Week 8 loss at Pittsburgh (10/26) and compiled four solo tackles.
- In a Week 9 win at the New York Giants (11/3), compiled two tackles, a career-high two passes defended and one fumble recovery, which he returned 26 yards setting up a Colts touchdown in the third quarter. The fumble recovery was his first of the season and the second of his career.
- Posted seven tackles (four solo) making a start at free safety in a Week 11 loss against New England (11/16).
- Started at free safety and notched two tackles in a Week 12 victory against Jacksonville (11/23). Was part of a secondary that held the Jaguars to 114 net passing yards.
- In a Week 13 win against Washington (11/30), started at free safety and contributed with four tackles (three solo).
- Notched two tackles starting at free safety in a Week 14 victory at Cleveland (12/7). Was part of a secondary that held the Browns to 137 net passing yards.
- Saw action at safety in a Week 15 win against Houston (12/14) and contributed with a crucial pass defended on a third down throw to DeAndre Hopkins, which forced a fourth down on the Texans final drive of the game. Was part of a secondary that limited Houston to 152 net passing yards. Also participated on special teams and notched one stop.
- Posted two stops, one tackle for loss and one pass defended in a Week 16 loss at Dallas (12/21).
- In a Week 17 victory at Tennessee (12/28), competed at safety and on special teams. Pinned a Pat McAfee punt at the Titans one-yard line in the second quarter, which led to an eventual Tennessee punt.
- Saw action on special teams during Indianapolis' AFC Wild Card Playoff win against Cincinnati (1/4/15), but did not record a tackle.
- In the team's AFC Divisional Playoff victory at Denver (1/11/15), competed on special teams and at safety, but did not finish with a tackle.

**2013 (COLTS):**

- Competed in 14 contests at safety and on special teams. Tallied one tackle on defense and ranked tied for third with nine special teams stops. Also contributed with one fumble recovery on special teams and a blocked field goal.
- In a Week 4 victory at Jacksonville (9/29), totaled one tackle and two special teams stops and was part of a secondary that limited the Jaguars to 165 net passing yards.
- In the team's Week 7 victory against Denver (10/20), logged two tackles and one fumble recovery on special teams and assisted punter Pat McAfee in setting a single-game franchise record by downing two of his six punts inside the 20-yard line, including one at the two-yard line late in the second quarter. Toward the end of the first quarter, fullback Stanley Havili forced a fumble on a Broncos punt, which was recovered by Brown. The turnover led to a Colts touchdown and an Indianapolis 10-7 lead.
- Finished with one special teams tackle and one blocked field goal in a Week 12 loss at Arizona (11/24). It was the team's second field goal block of the season and the first since a Week 5 meeting against Seattle.
- In a Week 13 victory against Tennessee (12/1), recovered a Colts muffed punt, which he returned six yards. Also added one tackle.
- In a Week 14 loss at Cincinnati (12/8), downed one punt at the Bengals one-yard line and saved another kick from entering the end zone which was then downed at the Cincinnati four-yard line.
- Saw action at safety and on special teams during a Wild Card Playoff victory against Kansas City (1/4). Finished the game with one special teams stop.
- In the team's Divisional Playoff loss at New England (1/11), competed at safety and on special teams, but did not record a tackle.

**2012 (COLTS):**

- Appeared in all 16 games and recorded two solo tackles, one pass defended and 10 special teams stops (nine solo).
- Saw action in his first contest as a member of the Colts at Chicago (9/9).
- Totaled one tackle in a Week 3 meeting against Jacksonville (9/23) and added a stop on special teams.
- Participated in the Colts secondary and on special teams against Green Bay (10/7) and totaled one tackle, one pass defended and three special teams stops.
- Saw action on special teams at Jacksonville (11/8) and pinned a punt at the Jaguars four-yard line.
- Competed in the secondary and on special teams at New England (11/18) and finished with three special teams tackles.
- Participated on special teams against Buffalo (11/25) and pinned a Pat McAfee

**BROWN SINGLE-GAME HIGHS**

Tackles:	8 vs. SD (9/18/11)
Int:	1 vs. SD (9/18/11)
PD:	2 at NYG (11/3/14)

- punt at the one-yard line in the first quarter. Also added one special teams tackle.
- Contributed with one tackle on special teams in the team's 20-13 victory at Kansas City (12/23).
- Saw action on special teams against Houston (12/30) and downed a Pat McAfee punt at the three-yard line in the second quarter.
- Competed on special teams during the Colts AFC Wild Card loss to Baltimore (1/6) and contributed with one special teams stop.

#### 2011 (PATRIOTS):

- Played in 15 games with three starts, contributing with 30 tackles, nine special teams tackles and one interception.
- Saw action on special teams in all three playoff games, making three special teams tackles.
- Recorded his first career interception against San Diego (9/18) in his first career start. Picked off Philip Rivers at the New England 17-yard line. Held Chargers tight end Antonio Gates without a reception and added eight tackles.
- Picked up two special teams tackles in the Divisional Playoffs against Denver (1/14/12).

#### 2010 (PATRIOTS):

- Finished the season with nine total tackles, three special teams tackles and one special teams fumble recovery.
- Played in his first NFL game in a 23-20 win at San Diego (10/24), a day after being signed to the active roster. Finished the game with five tackles.
- Recovered a muffed punt return by C.J. Spiller at Buffalo (12/26) late in the fourth quarter for his first career fumble recovery in a 34-3 win.

#### COLLEGE:

- Played in 44 games with 18 starts and finished with 89 total tackles at Notre Dame.
- After participating primarily on special teams during his first two seasons, became a starter midway through his junior season in 2008.
- As a senior in 2009, started in 12 games and finished with 50 total tackles with 1.0 sack.
- As a junior in 2008, started in six-of-13 games and finished with 28 tackles and 1.0 sack.
- Played on special teams and as a reserve in the secondary as a freshman and sophomore.
- Saw action in 11-of-13 games as a true freshman in 2006.

#### PERSONAL:

- Accounted for 710 all-purpose yards and scored four touchdowns as a senior wide receiver at Proviso East High School in Maywood, Ill.
- Also had 41 tackles, 2.0 sacks and six interceptions as a senior safety.
- Was a speaker at the NFL PLAY 60 Super School Visit and participated in a Riley Hospital Visit.
- Helped fit 450 children with properly fitting shoes and hats for winter as part of the eighth annual Cold Feet, Warm Shoes event.
- Participated in the Colts annual Hometown Huddle event which created a new fitness room at the Kaleidoscope Youth Center.
- Majored in marketing.
- A native of Maywood, Ill.

#### 2014 GAME-BY-GAME STATISTICS

Date/Opp.	GP	GS	Solo	Asst.	Total	Sacks	PD	FF	FR	INT	Yds	Avg.	LG	TD
9/7 @ DEN														
INACTIVE														
9/15 vs. PHI	1	0	0	0	0	0.0	0	0	0	0	0	0.0	0	0
9/21 @ JAX	1	0	0	0	0	0.0	0	0	0	0	0	0.0	0	0
9/28 vs. TEN	1	0	1	0	1	0.0	0	0	0	0	0	0.0	0	0
10/5 vs. BAL	1	1	3	0	3	1.0	1	0	0	0	0	0.0	0	0
10/9 @ HOU	1	1	4	0	4	0.0	0	0	0	0	0	0.0	0	0
10/19 vs. CIN	1	0	2	0	2	0.0	1	0	0	0	0	0.0	0	0
10/26 @ PIT	1	1	4	0	4	0.0	0	0	0	0	0	0.0	0	0
11/3 @ NYG	1	1	1	1	2	0.0	2	0	1	0	0	0.0	0	0
11/16 vs. NE	1	1	4	3	7	0.0	0	0	0	0	0	0.0	0	0
11/23 vs. JAX	1	1	2	0	2	0.0	0	0	0	0	0	0.0	0	0
11/30 vs. WAS	1	1	3	1	4	0.0	0	0	0	0	0	0.0	0	0
12/7 @ CLE	1	1	2	0	2	0.0	0	0	0	0	0	0.0	0	0
12/14 vs. HOU	1	0	0	0	0	0.0	1	0	0	0	0	0.0	0	0
12/21 @ DAL	1	0	1	1	2	0.0	1	0	0	0	0	0.0	0	0
12/28 @ TEN	1	0	0	0	0	0.0	0	0	0	0	0	0.0	0	0
<b>2014 TOTALS</b>	<b>15</b>	<b>8</b>	<b>27</b>	<b>6</b>	<b>33</b>	<b>1.0</b>	<b>6</b>	<b>0</b>	<b>1</b>	<b>0</b>	<b>0</b>	<b>0.0</b>	<b>0</b>	<b>0</b>

#### 2014 POSTSEASON GAME-BY-GAME STATISTICS

Date/Opp.	GP	GS	Solo	Asst.	Total	Sacks	PD	FF	FR	INT	Yds	Avg.	LG	TD
1/4 vs. CIN	1	0	0	0	0	0.0	0	0	0	0	0	0.0	0	0
1/11 @ DEN	1	0	0	0	0	0.0	0	0	0	0	0	0.0	0	0
1/18 @ NE														
<b>2014 TOTALS</b>	<b>2</b>	<b>0</b>	<b>0</b>	<b>0</b>	<b>0</b>	<b>0.0</b>	<b>0</b>	<b>0</b>	<b>0</b>	<b>0</b>	<b>0</b>	<b>0.0</b>	<b>0</b>	<b>0</b>

#### CAREER REGULAR SEASON STATISTICS

Year	GP	GS	Solo	Asst.	Total	Sacks	PD	FF	FR	INT	Yds	Avg.	LG	TD
2014 IND	15	8	27	6	33	1.0	6	0	1	0	0	0.0	0	0
2013 IND	14	0	1	0	1	0.0	0	0	1	0	0	0.0	0	0
2012 IND	16	0	2	0	2	0.0	1	0	0	0	0	0.0	0	0
2011 NE	15	3	27	3	30	0.0	1	0	0	1	2	2.0	2	0
2010 NE	11	0	8	1	9	0.0	0	0	1	0	0	0.0	0	0
<b>TOTAL</b>	<b>71</b>	<b>11</b>	<b>65</b>	<b>10</b>	<b>75</b>	<b>1.0</b>	<b>8</b>	<b>0</b>	<b>3</b>	<b>1</b>	<b>2</b>	<b>2.0</b>	<b>2</b>	<b>0</b>

#### CAREER POSTSEASON STATISTICS

Year	GP	GS	Solo	Asst.	Total	Sacks	PD	FF	FR	INT	Yds	Avg.	LG	TD
2014 IND	2	0	0	0	0	0.0	0	0	0	0	0	0.0	0	0
2013 IND	2	0	0	0	0	0.0	0	0	0	0	0	0.0	0	0
2012 IND	1	0	0	0	0	0.0	0	0	0	0	0	0.0	0	0
2011 NE	3	0	0	0	0	0.0	0	0	0	0	0	0.0	0	0
2010 NE	1	0	0	0	0	0.0	0	0	0	0	0	0.0	0	0
<b>TOTAL</b>	<b>9</b>	<b>0</b>	<b>0</b>	<b>0</b>	<b>0</b>	<b>0.0</b>	<b>0</b>	<b>0</b>	<b>0</b>	<b>0</b>	<b>0</b>	<b>0.0</b>	<b>0</b>	<b>0</b>

**SPECIAL TEAMS TACKLES:** 32 (2014 - 1, 2013 - 9, 2012 - 10, 2011 - 9, 2010 - 3)

**ADDITIONAL STATISTICS:** Recovered three fumbles on special teams (at BUF 12/26/10,

vs. DEN 10/20/13, vs. TEN 12/1/13).

Blocked a Field Goal at Arizona (11/24/13)

**POSTSEASON SPECIAL TEAMS TACKLES:** 1 (2013 - 1)



**DARIUS BUTLER**  
**Cornerback 5-10 188 Connecticut**  
**NFL Exp: 6 (3rd Year with Colts)**  
**How Acquired: FA – 2012**  
**Born: 3/18/86**  
**GP/GS (Postseason): 83/29 (7/1)**

**20**



**CAREER TRANSACTIONS:**

- Signed by the Colts as a free agent on September 25, 2012.
- Waived by the Carolina Panthers on August 31, 2012.
- Claimed off waivers by the Panthers on September 8, 2011.
- Waived by the New England Patriots on September 7, 2011.
- Originally selected by the Patriots in the second round (41st overall) of the 2009 NFL Draft.

**2014 (COLTS):**

- Contributed with four solo tackles and one pass defended in the season opener at Denver (9/7).
- Made his first start of the season at cornerback in a Week 2 meeting against Philadelphia (9/15). Finished the game with five solo tackles and two passes defended.
- In a Week 3 victory at Jacksonville (9/21), compiled two tackles while adding one fumble recovery in the second quarter. The recovery led to Indianapolis' third touchdown of the game and a 30-0 lead at halftime.
- Notched three tackles in a Week 4 victory against Tennessee (9/28). Was part of a secondary that limited the Titans to 176 net passing yards.
- Finished with two tackles and one tackle for loss in the team's Week 5 victory against Baltimore (10/5). Was part of a secondary that limited the Ravens to 197 net passing yards.
- Listed as inactive for a Week 6 victory at Houston (10/9).
- Was inactive for a Week 7 win against Cincinnati (10/19).
- In a Week 8 loss at Pittsburgh (10/26), compiled a season-high seven tackles (five solo) and one forced fumble in the third quarter, which was recovered by safety Mike Adams. The Colts tallied a touchdown on the following drive.
- Registered three tackles and one pass defended in a Week 9 victory at the New York Giants (11/3). Was part of a defense that held the Giants to 89 rushing yards.
- Totaled two tackles in a Week 11 loss against New England (11/16).
- Started at left cornerback in a Week 12 win against Jacksonville (11/23) and posted two tackles and one pass defended. Was part of a secondary that held the Jaguars to 114 net passing yards.
- In a Week 13 victory against Washington (11/30), finished with six solo tackles and one pass defended.
- Finished with five tackles and one pass defended starting at right cornerback in a Week 14 win at Cleveland (12/7). Was part of a secondary that held the Browns to 137 net passing yards.
- Started at free safety in a Week 15 victory against Houston (12/14) and posted two tackles. Was part of a secondary that limited the Texans to 152 net passing yards.
- Tallied three solo tackles and forced a fumble in the fourth quarter of a Week 16 loss at Dallas (12/21). The fumble was recovered by teammate D'Qwell Jackson. The turnover stalled a potential Dallas scoring drive and gave Indianapolis the ball at their own 15-yard line.
- In a Week 17 win at Tennessee (12/28), posted one tackle and one pass defended. Was part of a secondary that held the Titans to 50 net passing yards.
- Competed at cornerback during the team's AFC Wild Card Playoff victory against Cincinnati (1/4/15) and totaled two tackles.
- In the team's AFC Divisional Playoff win at Denver (1/11/15), compiled two tackles, one tackle for loss and one pass defended.

**2013 (COLTS):**

- Played in 16 games (seven starts) and recorded 52 tackles (43 solo), four interceptions (one returned for a touchdown), one fumble recovery and 15 passes defended. Also contributed with five special teams tackles.
- Saw action in the secondary and on special teams during the team's Week 2 loss against Miami (9/15). Finished the game with one tackle, one pass defended, one special teams stop and contributed with his first career punt return of nine yards.
- Tallied two tackles and one pass defended in the team's Week 3 victory at San Francisco (9/22). Was part of a secondary that limited 49ers quarterback Colin Kaepernick to two completions in the first half and 139 total net passing yards.
- In a Week 4 victory against Jacksonville (9/29), intercepted a Blaine Gabbert pass and returned it 41 yards for a touchdown to give the Colts a 10-3 lead in the second quarter. It was the fourth interception return for a touchdown in his career and he now ranks tied for third in franchise history with three interception returns for touchdowns. For the second consecutive year, Butler returned an interception for a touchdown against the Jaguars in Jacksonville. Also contributed with four solo tackles and two special teams stops.
- In a Week 5 victory against Seattle (10/6), made his first start of the season at cornerback and intercepted a Russell Wilson pass on Seattle's final drive of the game to help seal the win. The interception was the ninth of his career and his second in as many games. Also contributed with two tackles and two passes defended.
- Contributed with five tackles and a career-high three passes defended in a Week 7 victory against Denver (10/20). Was part of a secondary that held the Broncos and quarterback Peyton Manning to 2013 single-game first half lows in net yards (134) and net passing yards (101).
- Compiled two tackles and one pass defended in the team's Week 11 victory at Tennessee (11/14). Made two crucial plays in the fourth quarter on Tennessee's second to last drive of the game. On second down, dove to deflect a pass, which prevented a first down. On the next play tracked down Titans wide receiver Kendall Wright following an 11-yard reception and stopped him short of a first down to force a punt.
- Started his first game of the season at left cornerback in the team's Week 13 win against Tennessee (12/1). Led the secondary and tied a career-high with eight tackles (six solo) while adding one pass defended. Also contributed with one special teams tackle.
- Made his second consecutive start at left cornerback in a Week 14 loss at Cincinnati (12/8). Finished with six tackles (four solo).
- Finished with one tackle, two interceptions and tied a career-high with three passes defended, starting at cornerback in a Week 15 victory against Houston (12/15). Intercepted his third pass of the season in the second quarter, which led to a Colts field goal and a 10-3 lead. His second interception of the game also came in the second quarter, marking his second career multiple-interception contest (Nov. 18, 2012 at Jacksonville).

**BUTLER SINGLE-GAME HIGHS**

Tackles:	8, four times (Last: vs. JAX 12/29/13)
Int:	2, two times (Last vs. HOU 12/15/13)
PD:	3, two times (Last vs. HOU 12/15/13)

- Started at left cornerback in a Week 16 win at Kansas City (12/22) and finished with five tackles (four solo). Was part of a secondary that held the Chiefs to 132 net passing yards. Also competed on special teams and finished with one tackle.
- Led the secondary and tied a career-high with eight tackles (six solo) while contributing with two passes defended and one fumble recovery starting at left cornerback in a Week 17 win against Jacksonville (12/29). The fumble recovery was his first of the season and the third of his career. It also led to a Colts touchdown on the ensuing offensive possession.
- Tallied five tackles (four solo) and one pass defended during the team's Wild Card Playoff win against Kansas City (1/4/14).
- Started his first career postseason contest during the team's Divisional Playoff loss at New England (1/11/14). Compiled four tackles (three solo) and one pass defended.

#### 2012 (COLTS):

- Signed by the Colts as a free agent on September 25 and totaled 30 tackles (23 solo), seven passes defended, four interceptions, including two returned for touchdowns, one forced fumble and one fumble recovery in 11 games played (four starts). Added five special teams stops.
- Saw significant time in the secondary during a Week 9 contest against Miami (11/4) and totaled two tackles and one pass defended. Also added two special teams stops.
- Made his first start as a member of the Colts at Jacksonville (11/8) and contributed with four tackles, two interceptions and one fumble recovery. On his first interception in the third quarter, he returned the pick 11 yards for a touchdown. The interceptions were the fourth and fifth of his career and his first since 2009. It was the first two-interception, pick-six performance for a member of the Colts since December 7, 2008 and the first three takeaway game since 1986. Was named AFC Defensive Player of the Week for his performance.
- Started at right cornerback at New England (11/18) and contributed with six tackles (four solo) and one forced fumble.
- Against Buffalo (11/25), started at right cornerback and finished with five tackles and one pass defended.
- At Detroit (12/2), finished with one tackle and two passes defended starting as the nickel.
- Notched an interception, two tackles and one pass defended against Tennessee (12/9). The interception led to an Adam Vinatieri 40-yard field goal and gave the Colts a 27-23 lead.
- Intercepted a Brady Quinn pass on the Chiefs first offensive possession of the game and returned it 32 yards for a touchdown and a Colts 7-0 lead at Kansas City (12/23). The pick was the team's fourth interception return for a touchdown, the fourth pick of the season for Butler and his second interception return for a touchdown. Butler's four interceptions set a new career-high (previous best was three in 2009). The team's four interception returns for a touchdown also tied a franchise best (1959, '65, '68, '75 and '96).
- Saw action in the team's Wild Card Playoff loss at Baltimore (1/6/13) and totaled four solo tackles.

#### 2011 (PANTHERS):

- Played in 13 games with six starts after being claimed off waivers from New England in September.
- Registered 29 tackles (26 solo) and seven passes defended, while adding two special teams tackles.

#### 2010 (PATRIOTS):

- Played in 15 games with three starts, recording 28 tackles (26 solo) and six passes defended.
- Also saw action in one postseason contest against the New York Jets (1/16/11), where he made one solo tackle.

#### 2009 (PATRIOTS):

- Played in 14 games with five starts.
- Posted 33 tackles (29 solo), three interceptions, including one returned for a touchdown, and eight passes defended.
- Returned five kickoffs for 104 yards.
- Intercepted his first career pass when he picked off Kerry Collins in his first NFL start against Tennessee (10/18).
- At Houston (1/3/10), picked off a pass from quarterback Matt Schaub and returned it 91 yards for a touchdown. It was the fourth-longest interception return in New England Patriots history.
- Competed in the team's Wild Card Playoff contest against Baltimore (1/10/10).

#### COLLEGE:

- Started all 45 games he played in at Connecticut.
- Tallied 180 tackles, three forced fumbles, 10 interceptions, including two returned for touchdowns, and 26 passes defended.
- Averaged 25.6 yards on 35 kickoff returns with one touchdown.
- Earned First Team All-Big East Conference honors as a senior in 2008.
- Started 10 games and collected 40 tackles and four passes defended.
- Returned 20 kickoffs for 471 yards.
- Saw action on offense at wide receiver, scoring one receiving touchdown and one rushing touchdown.
- Started 13 games as a junior in 2007.
- Produced 54 tackles, two forced fumbles, two interceptions and seven passes defended.
- Tied for the team lead with four interceptions as a sophomore in 2006.
- As a freshman in 2005, ranked first on the team with four interceptions and eight passes defended.
- Returned an interception 86 yards for a touchdown and a kickoff 90 yards for a score to become the first Husky to have a defensive and special teams touchdown in the same season.
- Redshirted as a true freshman in 2004.

#### PERSONAL:

- Attended Coral Springs (Fla.) Charter School.
- Takes part in the Colts Community Ticket Block program and donated gameday experience packages as part of the Darius Butler Foundation.
- Majored in sociology at Connecticut.
- A native of Tamarac, Fla.



**2014 GAME-BY-GAME STATISTICS**

Date/Opp.	GP	GS	Solo	Asst.	Total	Sacks	PD	FF	FR	INT	Yds	Avg.	LG	TD
9/7 @ DEN	1	0	4	0	4	0.0	1	0	0	0	0	0.0	0	0
9/15 vs. PHI	1	1	5	0	5	0.0	2	0	0	0	0	0.0	0	0
9/21 @ JAX	1	0	2	0	2	0.0	0	0	1	0	0	0.0	0	0
9/28 vs. TEN	1	0	2	1	3	0.0	0	0	0	0	0	0.0	0	0
10/5 vs. BAL	1	0	2	0	2	0.0	0	0	0	0	0	0.0	0	0
10/9 @ HOU	INACTIVE													
10/19 vs. CIN	INACTIVE													
10/26 @ PIT	1	0	5	2	7	0.0	0	1	0	0	0	0.0	0	0
11/3 @ NYG	1	0	3	0	3	0.0	1	0	0	0	0	0.0	0	0
11/16 vs. NE	1	0	1	1	2	0.0	0	0	0	0	0	0.0	0	0
11/23 vs. JAX	1	1	2	0	2	0.0	1	0	0	0	0	0.0	0	0
11/30 vs. WAS	1	0	6	0	6	0.0	1	0	0	0	0	0.0	0	0
12/7 @ CLE	1	1	4	1	5	0.0	1	0	0	0	0	0.0	0	0
12/14 vs. HOU	1	1	2	0	2	0.0	0	0	0	0	0	0.0	0	0
12/21 @ DAL	1	0	3	0	3	0.0	0	1	0	0	0	0.0	0	0
12/28 @ TEN	1	0	0	1	1	0.0	1	0	0	0	0	0.0	0	0
<b>2014 TOTALS</b>	<b>14</b>	<b>4</b>	<b>41</b>	<b>6</b>	<b>47</b>	<b>0.0</b>	<b>8</b>	<b>2</b>	<b>1</b>	<b>0</b>	<b>0</b>	<b>0.0</b>	<b>0</b>	<b>0</b>

**2014 POSTSEASON GAME-BY-GAME STATISTICS**

Date/Opp.	GP	GS	Solo	Asst.	Total	Sacks	PD	FF	FR	INT	Yds	Avg.	LG	TD
1/4 vs. CIN	1	0	1	1	2	0.0	0	0	0	0	0	0.0	0	0
1/11 @ DEN	1	0	2	0	2	0.0	1	0	0	0	0	0.0	0	0
1/18 @ NE														
<b>2014 TOTALS</b>	<b>2</b>	<b>0</b>	<b>3</b>	<b>1</b>	<b>4</b>	<b>0.0</b>	<b>1</b>	<b>0</b>	<b>0</b>	<b>0</b>	<b>0</b>	<b>0.0</b>	<b>0</b>	<b>0</b>

**CAREER REGULAR SEASON STATISTICS**

Year	GP	GS	Solo	Asst.	Total	Sacks	PD	FF	FR	INT	Yds	Avg.	LG	TD
2014 IND	14	4	41	6	47	0.0	8	2	1	0	0	0.0	0	0
2013 IND	16	7	43	9	52	0.0	15	0	1	4	79	19.8	41t	1
2012 IND	11	4	23	7	30	0.0	7	1	1	4	101	25.3	51	2
2011 CAR	13	6	26	3	29	0.0	7	0	0	0	0	0.0	0	0
2010 NE	15	3	26	2	28	0.0	6	0	1	0	0	0.0	0	0
2009 NE	14	5	29	4	33	0.0	8	0	0	3	91	30.3	91t	1
<b>TOTAL</b>	<b>83</b>	<b>29</b>	<b>188</b>	<b>31</b>	<b>219</b>	<b>0.0</b>	<b>51</b>	<b>3</b>	<b>4</b>	<b>11</b>	<b>271</b>	<b>24.6</b>	<b>91t</b>	<b>4</b>

**CAREER REGULAR SEASON RETURN STATISTICS**

Year	GP	GS	PR	FC	Yards	Avg.	LG	TD	KR	Yards	Avg.	LG	TD
2013 IND	2	0	1	0	9	9.0	9	0	0	0	0.0	0	0
2009 NE	14	5	0	0	0	0.0	0	0	5	104	20.8	26	0
<b>TOTAL</b>	<b>16</b>	<b>5</b>	<b>1</b>	<b>0</b>	<b>9</b>	<b>9.0</b>	<b>9</b>	<b>0</b>	<b>5</b>	<b>104</b>	<b>20.8</b>	<b>26</b>	<b>0</b>

**CAREER POSTSEASON STATISTICS**

Year	GP	GS	Solo	Asst.	Total	Sacks	PD	FF	FR	INT	Yds	Avg.	LG	TD
2014 IND	2	0	3	1	4	0.0	1	0	0	0	0	0.0	0	0
2013 IND	2	1	7	2	9	0.0	2	0	0	0	0	0.0	0	0
2012 IND	1	0	4	0	4	0.0	0	0	0	0	0	0.0	0	0
2010 NE	1	0	1	0	1	0.0	0	0	0	0	0	0.0	0	0
2009 NE	1	0	1	0	1	0.0	0	0	0	0	0	0.0	0	0
<b>TOTAL</b>	<b>7</b>	<b>1</b>	<b>16</b>	<b>3</b>	<b>19</b>	<b>0.0</b>	<b>3</b>	<b>0</b>	<b>0</b>	<b>0</b>	<b>0</b>	<b>0.0</b>	<b>0</b>	<b>0</b>

SPECIAL TEAMS TACKLES: 12 (2013 - 5, 2012 - 5, 2011 - 2)



**ANTHONY CASTONZO**  
**Tackle 6-7 311 Boston College**  
**NFL Exp: 4 (4th Year with Colts)**  
**How Acquired: D1 – 2011 (22nd overall)**  
**Born: 8/9/88**  
**GP/GS (Postseason): 60/60 (5/5)**

**74**



**CAREER TRANSACTIONS:**

- Selected by the Colts in the first round (22nd overall) of the 2011 NFL Draft.

**PRO CAREER:**

- Has started all 60 games he has played in during his NFL career.
- Blocked for quarterback Andrew Luck (2012-13) who threw for the most passing yards (8,196) in the first two seasons of a quarterback's career in NFL history.
- Part of an offensive line that assisted the Colts in averaging 27.5 rushing attempts and 104.4 rushing yards per game in 2012, the most for the team in five seasons.
- Caught his first career pass for a one-yard touchdown on Nov. 16, 2014 against New England. He was the first Colts offensive lineman to score a touchdown dating back to 2008.

**2014 (COLTS):**

- Started at left tackle in the season opener at Denver (9/7) and helped the team compile 408 net yards. Blocked for Andrew Luck to complete 35-of-53 passes for 370 yards and two touchdowns in the loss.
- Was part of an offensive line that did not allow a sack in Week 2 against Philadelphia (9/15). Helped block for a rushing attack that generated 169 net yards.
- Started at left tackle and provided time for the offense to finish with 529 net yards (385 passing, 144 rushing), which is the 10th highest total for a single game in team history. Blocked for Andrew Luck to tie a single-game career-high with four passing touchdowns.
- Was part of an offensive line that did not allow a sack in a Week 4 victory against Tennessee (9/28). Blocked for a Colts offense that netted 498 yards as Andrew Luck tied his single-game career-high with four touchdown passes.
- Started at left tackle in a Week 5 victory against Baltimore (10/5). Blocked for a Colts offense that totaled 432 net yards as the line allowed only 1.0 sack. Provided time for Andrew Luck to throw for 312 yards and one touchdown.
- Started his 50th consecutive game at left tackle and assisted a Colts offense that compiled 456 net yards in a Week 6 victory at Houston (10/9). Blocked for quarterback Andrew Luck to throw for 370 yards and three touchdowns as wide receiver T.Y. Hilton compiled 223 yards and one score.
- In a Week 7 victory against Cincinnati (10/19), started at left tackle and provided time for the Colts to record 506 net yards and 27 first downs. Assisted Andrew Luck who threw for his franchise-tying fifth consecutive 300-plus yard passing performance (344).
- Provided time for the Colts offense to register 448 net yards in a Week 8 loss at Pittsburgh (10/26). Blocked for Andrew Luck to throw for 400 yards and three touchdowns.
- Started at left tackle in a Week 9 win at the New York Giants (11/3) and assisted a Colts offense that totaled 443 net yards as Andrew Luck tied his single-game career-high with four passing touchdowns. Was part of an offensive line that allowed only 1.0 sack.
- In a Week 11 loss against New England (11/16), started at left tackle and blocked for Andrew Luck to record his eighth consecutive game with 300-plus passing yards. Caught his first career pass, which went for a one-yard touchdown in the fourth quarter. It was the first touchdown from a Colts offensive lineman dating back to Dec. 28, 2008 when Jamey Richard recovered a fumble for a touchdown against the Tennessee Titans.
- Started at left tackle and helped the offense total 389 yards of net offense in a Week 12 victory against Jacksonville (11/23). The team's 175 rushing yards is the highest total this season and the most dating back to a Sept. 22, 2013 win at San Francisco (184).
- Blocked for a Colts offense that compiled 487 net yards starting at left tackle in a Week 13 win against Washington (11/30). It was the team's ninth 400-plus net yard performance, which set a franchise single-season record. Provided time for Andrew Luck to throw for 370 yards as he set a career-high with five touchdown passes.
- In a Week 14 victory at Cleveland (12/7), started at left tackle and assisted a Colts offense that generated 362 net yards in a 25-24 comeback win. Blocked for Andrew Luck to complete 24 passes for 294 yards and two touchdowns, both to T.Y. Hilton.
- Started at left tackle and provided time for the Colts to record 278 net yards of offense as Andrew Luck threw for 187 yards and two touchdowns in a Week 15 win against Houston (12/14).
- In a Week 16 loss at Dallas (12/21), started at left tackle and helped the offense generate 235 gross passing yards, which set a franchise record for the most gross passing yards in a single season in franchise history.
- Started at left tackle in a Week 17 victory at Tennessee (12/28) and blocked for Andrew Luck to set a franchise single-season record in passing yards (4,761) as the Colts totaled 378 yards of net offense.
- In the team's AFC Wild Card Playoff victory against Cincinnati (1/4/15), was part of an offensive line that assisted the team in compiling 482 net yards, the third-highest total for a single postseason game in franchise history. The unit allowed only 1.0 sack and blocked for Andrew Luck to throw for 376 yards and one touchdown.
- Started at left tackle in the team's AFC Divisional Playoff win at Denver (1/11/15) and was part of an offensive line that did not allow a sack as the team compiled 364 net yards. Blocked for Andrew Luck to throw for 265 yards while adding two touchdown passes.

**2013 (COLTS):**

- Started all 16 games at left tackle for the second consecutive year. Provided time for the Colts to average 341.8 net yards per game, which included a 108.9 rushing average, the team's highest mark since 2006.
- In the team's Week 3 win at San Francisco (9/22), blocked for Indianapolis' leading rusher, Ahmad Bradshaw (95 yards). Also provided time for quarterback Andrew Luck to throw for 159 yards on 17 completions.
- Blocked for a Colts rushing attack that totaled 157 net yards in a 37-3 victory at Jacksonville (9/29). It marked the fourth consecutive game the team topped the 100-yard rushing plateau. Also provided time for quarterback Andrew Luck to compile 257 passing yards on 21 completions.
- Blocked for a Colts offense that registered 317 net yards in a Week 5 victory against Seattle (10/6). Provided time for quarterback Andrew Luck to complete 16 passes for 229 yards and two touchdowns, including a 73-yard touchdown strike to wide receiver T.Y. Hilton.
- In a Week 7 victory against Denver (10/20), assisted quarterback Andrew Luck in throwing for 228 yards and three touchdowns while blocking for Luck's third quarter rushing touchdown. Also opened rushing lanes for the Colts to tally 121 yards as a team marking the

- sixth game of the season Indianapolis finished with 100-plus rushing yards.
- In a Week 10 loss against St. Louis (11/10), blocked for a Colts offense that totaled 406 net yards, including 353 passing yards from quarterback Andrew Luck.
- Opened rushing lanes for the Colts to record their seventh 100-plus rushing yard game (137) of the season in a win at Tennessee (11/14). Also assisted quarterback Andrew Luck in throwing for 232 yards en route to the team's 366 net yard performance.
- Blocked for a Colts offense that registered its eighth 100-yard rushing contest of the season in a 22-14 win against Tennessee (12/1). Also provided time for quarterback Andrew Luck to throw for 200 yards in the victory.
- Was part of an offensive line that did not allow a sack and blocked for quarterback Andrew Luck to throw for 326 yards and four touchdowns in a Week 14 loss at Cincinnati (12/8).
- In a Week 15 win against Houston (12/15), blocked for the Colts to register 152 rushing yards, the team's ninth 100-plus-yard rushing performance of the season. Provided time for quarterback Andrew Luck to throw for 180 yards and two touchdowns in the win.
- In a Week 16 win at Kansas City, started at left tackle and opened rushing lanes for an offense that recorded 135 yards, which was the team's 10th 100-yard rushing performance this season. Also blocked for quarterback Andrew Luck to throw for 241 yards and one touchdown.
- Started at left tackle during the team's Wild Card Playoff win against Kansas City (1/4/14) and was part of an offensive line that allowed only 1.0 sack while assisting a Colts offense that recorded 536 total net yards, which set a franchise record for a postseason game and tied for the ninth-most in NFL postseason history. Also blocked for quarterback Andrew Luck who threw for 443 yards and four touchdowns, which were both the second-highest totals for a postseason game in team history.
- In the team's Divisional Playoff loss at New England (1/11/14), started at left tackle and provided time for a Colts offense that totaled 386 net yards as quarterback Andrew Luck threw for 331 yards and two touchdowns in the loss.

#### 2012 (COLTS):

- Started all 16 games at left tackle.
- Blocked for quarterback Andrew Luck who set then-season highs in completions (31), attempts (55) and yards (362) against Green Bay (10/7).
- Blocked for a Colts rushing attack that totaled 148 yards against Cleveland (10/21).
- Paved the way for the Colts to generate a season-high 171 rushing yards en route to 457 net yards at Tennessee (10/28).
- Provided time for the Colts to total 516 net yards, including Andrew Luck's career-high 433 passing yards in a 23-20 Week 9 victory over Miami (11/4).
- Helped the Colts total 459 yards of net offense at Detroit (12/2). Provided time for quarterback Andrew Luck who threw for 391 yards and four touchdowns in the victory.
- Opened rushing lanes for running back Vick Ballard to post his first career 100-yard outing at Houston (12/16).
- Blocked for quarterback Andrew Luck to throw for 205 yards and set a new NFL single-season record for passing yards by a rookie quarterback in a playoff-clinching victory at Kansas City (12/23).
- Made a start at left tackle in his first career playoff game. Provided time for the Colts to generate 419 net yards, including 91 rushing yards by running back Vick Ballard at Baltimore (1/6/13).

#### 2011 (COLTS):

- In his rookie season, started all 12 games he participated in at left tackle and was inactive for another four. Was not flagged for a single holding penalty during the season.
- Made his NFL debut at Houston (9/11).
- Opened holes for running backs Joseph Addai and Delone Carter to combine for 25 carries for 110 yards (4.4 avg.) against Cleveland (9/18).
- Blocked for running back Joseph Addai to rush 17 times for 86 yards against Pittsburgh (9/25). Was part of an offensive line that allowed only 1.0 sack.
- Provided time for quarterback Dan Orlovsky to set a career-high and Colts season-high with 353 passing yards at New England (12/4).
- Opened running lanes for the Colts to set a season-high in rushing yards (205) while running back Donald Brown set a career-high with 161 yards against Tennessee (12/18).

#### COLLEGE:

- Set a school record with 54 career starts on the offensive line at Boston College.
- Was a team captain as a senior and allowed only 1.0 sack during the season. Helped running back Montel Harris lead the conference in rushing while Boston College running backs totaled nine 100-plus yard outings.
- Was a third-team All-America selection by The Associated Press and an All-Atlantic Coast Conference first-team pick.
- As a junior, allowed only 1.0 sack and was an All-ACC first-team selection and *SI.com* honorable mention All-America choice.
- Was a Second Team All-ACC selection and All-Sophomore first-team choice by the *College Football News* in his second year.
- Started every game as a true freshman and was an All-ACC Freshman Team pick by *The Sporting News*.
- Holds a degree in biochemistry.
- Was a Rhodes Scholarship candidate, a National Football Foundation National Scholar-Athlete and a finalist for the William V. Campbell Trophy and Lowe's Senior CLASS Award.

#### PERSONAL:

- Attended Lake Zurich (Ill.) High School and competed at offensive tackle and defensive tackle while playing basketball and earning all-conference honors in discus.
- Was an Illinois State Athletic Scholar.
- His father, Bill, played football at Illinois and brother, Bill, Jr., played at Drake.
- Regularly supports Riley Hospital for Children through the Miracle Ride and visits to patients.
- Participated in the Colts annual playground build.
- Takes part as a Colts Community Ticket Block sponsor.
- Supports the Colts holiday shopping spree for low-income youth.
- Supports Kids' Voice of Indiana and was the host for the 2013 Golf Classic.
- Was a drill leader for the Riley Hospital Change the Play Kickoff event.
- Born in Hawthorn Woods, Ill.

#### CAREER GP/GS (POSTSEASON):

2014 IND: 16/16 (2/2)  
 2013 IND: 16/16 (2/2)  
 2012 IND: 16/16 (1/1)  
 2011 IND: 12/12  
**TOTAL: 60/60 (5/5)**



**JOSH CHAPMAN**  
**Nose Tackle 6-0 340 Alabama**  
**NFL Exp: 3 (3rd Year with Colts)**  
**How Acquired: D5 – 2012 (136th overall)**  
**Born: 6/10/90**  
**GP/GS (Postseason): 29/15 (4/3)**

**96**



**CAREER TRANSACTIONS:**

- Elevated to the active roster from the Reserve/Non-Football Injury List on November 12, 2012.
- Placed on the Reserve/Non-Football Injury List on August 27, 2012.
- Selected by the Colts in the fifth round (136th overall) of the 2012 NFL Draft.

**2014 (COLTS):**

- Made his first career regular season start at nose tackle in the season opener at Denver (9/7) and finished the game with one tackle.
- Started at nose tackle in a Week 2 meeting against Philadelphia (9/15). Compiled two tackles and one tackle for loss.
- In a Week 3 victory at Jacksonville (9/21), started at nose tackle and held the Jaguars to only 33 rushing yards and two first downs in the first half. Finished with one tackle.
- Started at nose tackle in a Week 4 victory against Tennessee (9/28), and notched one tackle.
- In a Week 5 victory against Baltimore (10/5), saw action on the defensive line and finished with two tackles. Was part of a Colts defense that held the Ravens to 287 net yards while limiting Baltimore to 1-of-11 (nine percent) on third down conversions.
- Started at nose tackle in a Week 6 victory at Houston (10/9) and compiled two tackles and one tackle for loss.
- In a Week 7 win against Cincinnati (10/19), started at nose tackle and was part of a defense that held the Bengals to 135 net yards in a shutout victory.
- Tallied two tackles starting at nose tackle in a Week 8 loss at Pittsburgh (10/26).
- Started at nose tackle in a Week 9 victory at the New York Giants (11/3) and compiled four tackles and one forced fumble. The forced fumble, which was recovered by New York, was the first of his career. It led to a Giants punt on the possession.
- Recorded two tackles in a Week 11 loss against New England (11/16).
- Started at nose tackle in a Week 12 win against Jacksonville (11/23) and was part of a defense that limited the Jaguars to 194 net yards.
- In a Week 13 victory against Washington (11/30), started at nose tackle and totaled three tackles. Was part of a defensive line that held the Redskins to 84 net rushing yards.
- Posted three tackles starting at nose tackle in a Week 14 win at Cleveland (12/7). Helped the Colts defense limit the Browns to 248 net yards, including 137 net passing yards.
- Started at nose tackle and netted two tackles in a Week 15 victory against Houston (12/14). Was part of defense that held the Texans to 289 net yards.
- In a Week 16 loss at Dallas (12/21), started at nose tackle and notched three tackles and one tackle for loss.
- Recorded two tackles starting at nose tackle in a Week 17 win at Tennessee (12/28). Was part of a defense that held the Titans to 192 net yards.
- Started at nose tackle in the team's AFC Wild Card Playoff victory against Cincinnati (1/4/15) and posted one tackle.
- Tallied one tackle starting at nose tackle in the team's AFC Divisional Playoff win at Denver (1/11/15).

**2013 (COLTS):**

- Participated in 13 contests and finished the season with 18 tackles (11 solo). Added six tackles and one pass defended in the post-season.
- Saw his first action in a Colts uniform, participating in the regular season opener against Oakland (9/8). Contributed with one tackle in the victory.
- Saw extensive playing time at nose tackle in a Week 3 victory at San Francisco (9/22) and contributed with two tackles (one solo).
- Was part of a defensive line that held the Jaguars to 40 net rushing yards and three points in a victory at Jacksonville (9/29). Finished with three tackles (two solo) in the contest.
- In a Week 12 loss at Arizona (11/24), saw action at nose tackle and finished with three stops.
- Saw action on the defensive line and posted two tackles in a Week 14 loss at Cincinnati (12/8).
- In a Week 17 victory against Jacksonville (12/29), recorded a career-high five tackles (four solo) seeing action on the defensive line.
- Competed in his first career postseason contest during the team's Wild Card Playoff victory against Kansas City (1/4/14) and compiled three solo tackles.
- Started his first career playoff contest at defensive tackle in the team's Divisional Playoff loss at New England (1/11/14). Totaled three solo tackles and one pass defended.

**2012 (COLTS):**

- Was placed on the Reserve/Non-Football Injury List on August 27, 2012.
- Was inactive for two games after being elevated to the active roster on November 12, 2012.
- Placed on Injured Reserve on November 27, 2012.

**COLLEGE:**

- Produced 88 tackles (44 solo), 2.5 sacks, 13.5 tackles for loss and four passes defended during his 54-game collegiate career at Alabama.
- Part of two Crimson Tide National Championship teams in 2009 and 2011.
- Was part of a defensive unit that led the nation in rush defense (72.2 ypg.), total defense (183.6 ypg.) and scoring defense (8.2 ppg.) as a senior.
- Earned All-America honorable mention honors from *Pro Football Weekly*, adding All-Southeastern Conference second-team accolades from the league's coaches and The Associated Press in 2012.

**PERSONAL:**

- Attended Hoover (Ala.) High School and was rated as the 12th-best prospect in the state by *Rivals.com*.
- As a junior, produced 65 tackles and 6.0 sacks.
- Helped his school to a 13-2 record in 2006 as Hoover ranked second in the

<b>CHAPMAN SINGLE-GAME HIGHS</b>	
Tackles:	5 vs. JAX (12/29/13)
Sacks:	0.0
FF:	1 at NYG (11/3/14)
FR:	0



state.

- Was a drill leader at the Riley Hospital Change the Play Kickoff event.
- Served as a reader for Read Across America Week.
- A native of Hoover, Ala.

**2014 GAME-BY-GAME STATISTICS**

Date/Opp.	GP	GS	Solo	Asst.	Total	Sacks	PD	FF	FR	INT	Yds	Avg.	LG	TD
9/7 @ DEN	1	1	0	1	1	0.0	0	0	0	0	0	0.0	0	0
9/15 vs. PHI	1	1	2	0	2	0.0	0	0	0	0	0	0.0	0	0
9/21 @ JAX	1	1	0	1	1	0.0	0	0	0	0	0	0.0	0	0
9/28 vs. TEN	1	1	0	1	1	0.0	0	0	0	0	0	0.0	0	0
10/5 vs. BAL	1	0	1	1	2	0.0	0	0	0	0	0	0.0	0	0
10/9 @ HOU	1	1	1	1	2	0.0	0	0	0	0	0	0.0	0	0
10/19 vs. CIN	1	1	0	0	0	0.0	0	0	0	0	0	0.0	0	0
10/26 @ PIT	1	1	1	1	2	0.0	0	0	0	0	0	0.0	0	0
11/3 @ NYG	1	1	3	1	4	0.0	0	1	0	0	0	0.0	0	0
11/16 vs. NE	1	1	1	1	2	0.0	0	0	0	0	0	0.0	0	0
11/23 vs. JAX	1	1	0	0	0	0.0	0	0	0	0	0	0.0	0	0
11/30 vs. WAS	1	1	2	1	3	0.0	0	0	0	0	0	0.0	0	0
12/7 @ CLE	1	1	2	1	3	0.0	0	0	0	0	0	0.0	0	0
12/14 vs. HOU	1	1	2	0	2	0.0	0	0	0	0	0	0.0	0	0
12/21 @ DAL	1	1	3	0	3	0.0	0	0	0	0	0	0.0	0	0
12/28 @ TEN	1	1	2	0	2	0.0	0	0	0	0	0	0.0	0	0
<b>2014 TOTALS</b>	<b>16</b>	<b>15</b>	<b>20</b>	<b>10</b>	<b>30</b>	<b>0.0</b>	<b>0</b>	<b>1</b>	<b>0</b>	<b>0</b>	<b>0</b>	<b>0.0</b>	<b>0</b>	<b>0</b>

**2014 POSTSEASON GAME-BY-GAME STATISTICS**


Date/Opp.	GP	GS	Solo	Asst.	Total	Sacks	PD	FF	FR	INT	Yds	Avg.	LG	TD
1/4 vs. CIN	1	1	1	0	1	0.0	0	0	0	0	0	0.0	0	0
1/11 @ DEN	1	1	1	0	1	0.0	0	0	0	0	0	0.0	0	0
1/18 @ NE														
<b>2014 TOTALS</b>	<b>2</b>	<b>2</b>	<b>2</b>	<b>0</b>	<b>2</b>	<b>0.0</b>	<b>0</b>	<b>0</b>	<b>0</b>	<b>0</b>	<b>0</b>	<b>0.0</b>	<b>0</b>	<b>0</b>

**CAREER REGULAR SEASON STATISTICS**

Year	GP	GS	Solo	Asst.	Total	Sacks	PD	FF	FR	INT	Yds	Avg.	LG	TD
2014 IND	16	15	20	10	30	0.0	0	1	0	0	0	0.0	0	0
2013 IND	13	0	11	7	18	0.0	0	0	0	0	0	0.0	0	0
2012 IND	0	0	0	0	0	0.0	0	0	0	0	0	0.0	0	0
<b>TOTAL</b>	<b>29</b>	<b>15</b>	<b>31</b>	<b>17</b>	<b>48</b>	<b>0.0</b>	<b>0</b>	<b>1</b>	<b>0</b>	<b>0</b>	<b>0</b>	<b>0.0</b>	<b>0</b>	<b>0</b>

**CAREER POSTSEASON STATISTICS**

Year	GP	GS	Solo	Asst.	Total	Sacks	PD	FF	FR	INT	Yds	Avg.	LG	TD
2014 IND	2	2	2	0	2	0.0	0	0	0	0	0	0.0	0	0
2013 IND	2	1	6	0	6	0.0	1	0	0	0	0	0.0	0	0
<b>TOTAL</b>	<b>4</b>	<b>3</b>	<b>8</b>	<b>0</b>	<b>8</b>	<b>0.0</b>	<b>1</b>	<b>0</b>	<b>0</b>	<b>0</b>	<b>0</b>	<b>0.0</b>	<b>0</b>	<b>0</b>



**GOSDER CHERILUS**  
**Tackle 6-7 316 Boston College**  
**NFL Exp: 7 (2nd Year with Colts)**  
**How Acquired: UFA – 2013 (DET)**  
**Born: 6/23/84**  
**GP/GS (Postseason): 105/101 (3/3)**

**78**



**CAREER TRANSACTIONS:**

- Signed by the Colts as an unrestricted free agent on March 13, 2013.
- Selected by the Detroit Lions in the first round (17th overall) of the 2008 NFL Draft.

**2014 (COLTS):**

- Started the season opener at right tackle at Denver (9/7) and provided time for the Colts to generate 408 yards of net offense. Assisted Andrew Luck in completing 35 passes for 370 yards and two touchdowns.
- Provided rushing lanes for the Colts to net 169 rushing yards as running backs Trent Richardson (79) and Ahmad Bradshaw (70) each recorded 70-plus rushing yards. Was part of an offensive line that did not allow a sack of Andrew Luck.
- Started at right tackle and helped the Colts total 529 yards of net offense in a 44-17 victory against Jacksonville (9/21). Blocked for Andrew Luck to record 370 net passing yards while tying a single-game career-high with four passing touchdowns.
- In a Week 4 victory against Tennessee (9/28), was part of an offensive line that did not allow a sack. Assisted the Colts offense in totaling 498 net yards as Andrew Luck tied a single-game career-high with four touchdown passes.
- Started at right tackle in the team's Week 5 win against Baltimore (10/5) and provided time for the Colts offense to compile 432 net yards of offense. Was part of an offensive line that allowed only 1.0 sack as Andrew Luck threw for 312 yards and one touchdown.
- In a Week 6 victory at Houston (10/9) was part of an offensive line that blocked for a Colts offense to total 456 net yards as Andrew Luck threw for 370 yards and three touchdowns.
- Started at right tackle in a Week 7 win against Cincinnati (10/19) and assisted the offense in totaling 506 net yards. Provided time for Andrew Luck, who threw for his franchise-tying fifth consecutive 300-plus yard passing performance.
- In a Week 8 loss at Pittsburgh (10/26), started at right tackle and assisted a Colts offense that totaled 448 net yards while Andrew Luck threw for 400 yards and three touchdowns.
- Competed in his 100th career game starting at right tackle in a Week 9 victory at the New York Giants (11/3). Was part of an offensive line that helped the team register 443 net yards as Andrew Luck tied his single-game career-high with four passing touchdowns.
- Started at right tackle in a Week 11 loss against New England (11/16). Assisted Andrew Luck who threw for his eighth consecutive 300-plus yard game while the Colts offense generated 322 net yards.
- Was listed as inactive for a Week 12 win against Jacksonville (11/23).
- Provided time for the Colts offense to total 487 net yards starting at right tackle in a Week 13 victory against Washington (11/30). It was the team's ninth 400-plus net yard performance, which set a franchise single-season record. Provided time for Andrew Luck to throw for 370 yards as he set a career-high with five touchdown passes.
- Started his 100th career game in a Week 14 win at Cleveland (12/7). Assisted the offense in totaling 362 net yards as Andrew Luck completed 24 passes for 294 yards and two touchdowns.
- Started at right tackle and was part of a Colts offensive line that helped the offense compile 278 net yards in a Week 15 victory against Houston (12/14). Blocked for Andrew Luck who threw for 187 yards and two touchdowns.
- Listed as inactive for a Week 16 loss at Dallas (12/21).
- Was inactive for a Week 17 win at Tennessee (12/28).
- Placed on Injured Reserve on December 31, 2014.

**2013 (COLTS):**

- Started all 16 games at right tackle in his first season with Indianapolis. Blocked for quarterback Andrew Luck to average 238.8 passing yards per game as the Colts totaled their highest rushing average (108.9) since 2006.
- Did not commit one holding penalty all season.
- Started his first contest in a Colts uniform at right tackle in the team's season opener against Oakland (9/8). Created time for quarterback Andrew Luck to complete 78.3 percent of his passes while throwing for two touchdowns and rushing for one in the victory.
- In the team's Week 3 victory against San Francisco (9/22), opened rushing lanes for the Colts to total 184 net yards. Blocked for quarterback Andrew Luck to throw for 159 yards on 17 completions while adding one rushing touchdown.
- Was part of an offensive line that blocked for the Colts to rush for 157 net yards in a 37-3 victory at Jacksonville (9/29). It marked the fourth consecutive game the team rushed for 100-plus yards. Also provided time for quarterback Andrew Luck to throw for 257 yards and two touchdowns in the win.
- Provided time for quarterback Andrew Luck and the Colts offense to post 317 yards of net offense in a Week 5 victory against Seattle (10/6). Opened rushing lanes for Indianapolis to top 100 rushing yards as a team for the fifth consecutive week.
- Blocked for quarterback Andrew Luck to throw for 228 yards and tie his single-game career-high in touchdowns with four (three passing, one rushing) in a Week 7 win against Denver (10/20). Also provided rushing lanes for the Colts to total 121 rushing yards.
- In a Week 9 comeback victory at Houston (11/3), assisted Andrew Luck in throwing for 271 yards and three touchdowns, all of which to wide receiver T.Y. Hilton.
- Part of an offensive line that assisted the Colts in totaling 406 net yards in a Week 10 loss against St. Louis (11/10). Also blocked for quarterback Andrew Luck to throw for 353 yards.
- Opened rushing lanes for the team's seventh 100-plus yard game (137) this season in a win at Tennessee (11/14). Provided time for the Colts to generate 366 yards of net offense as quarterback Andrew Luck threw for 232 yards and rushed for one touchdown.
- Was part of an offensive line that blocked for a Colts rushing attack that totaled 104 yards in a win against Tennessee (12/1), the team's eighth 100-yard rushing performance this season. Made a start at right tackle and also provided time for quarterback Andrew Luck to throw for 200 yards in the win.
- In a Week 14 loss at Cincinnati (12/8), competed on an offensive line that did not allow a sack and assisted the Colts in totaling 389 net yards. Also blocked for quarterback Andrew Luck to throw for 326 yards and four touchdowns.
- Opened rushing lanes for the Colts to total 152 yards and blocked for quarterback Andrew Luck who threw for 180 yards and two touchdowns in a Week 15 win against Houston (12/15). Was part of an offensive line which allowed only 1.0 sack.
- In a Week 16 win at Kansas City (12/22), blocked for a Colts rushing attack that totaled 135 yards, the team's 10th 100-yard performance of the season. Also provided time for quarterback Andrew Luck to throw for 241 yards and one touchdown.
- Provided time for quarterback Andrew Luck to throw for 282 yards and one touchdown as the Colts registered 379 yards of net offense in a Week 17 victory against Jacksonville (12/29). Started every game at right tackle in the regular season.

- Started at right tackle during the team's Wild Card Playoff win against Kansas City (1/4/14) and was part of an offensive line that assisted a Colts offense that recorded 536 total net yards, which set a franchise record for a postseason game and tied for the ninth-most in NFL postseason history. The offensive line only allowed 1.0 sack in the contest. Also blocked for quarterback Andrew Luck who threw for 443 yards and four touchdowns, which were both the second-highest totals for a postseason game in team history.
- In the team's Divisional Playoff loss at New England (1/11/14), started at right tackle and provided time for the Colts offense to record 386 net yards as quarterback Andrew Luck totaled 331 passing yards and two touchdowns.

#### 2012 (LIONS):

- Played and started in all 16 games and helped pave the way for 17 rushing touchdowns and 4,967 yards passing from quarterback Matthew Stafford.
- Part of a unit that ranked fourth in the NFL in sacks allowed per pass play.
- With the Lions starting lineup of Cherilus, LT-Jeff Backus, LG-Rob Sims, C-Dominic Raiola, and RG-Stephen Peterman in the team's season opener win against St. Louis (9/9), the offensive line became the unit that marked the first time a Lions team has started the same offensive line combination for three consecutive years since 1980-82 (LT-Karl Baldischeiler, LG-Homer Elias, C-Amos Fowler, RG-Russ Bolinger and RT-Keith Dorne). With starts by all five offensive linemen, they moved their collective total of regular season starts with the Lions to 494, the most starts by an offensive line unit with one team in the NFL.
- Part of the Lions offensive line effort in Week 3 at Tennessee (9/23) that helped Detroit's offense gain 583 yards against the Titans. Detroit set a new all-time team single-game record with 583 total yards, breaking the previous record of 582 against the New York Yanks on November 23, 1950. The offensive line opened holes and allowed the Lions to rush for 141 yards, which included 100 by running back Mikel Leshoure (first 100-yard game by a Lions player in an NFL debut since RB-Billy Sims in 1980). The Lions registered 11 first downs via the rush against Tennessee, tied for the most in a single game by Detroit since 2002.
- Was part of an offensive line that held the Eagles defense without a sack in the Lions comeback 26-23 overtime win at Philadelphia (10/14). The Lions also gained 138 yards on the ground and allowed just three tackles for loss on rushing plays for a total of four yards.
- The offensive line saw its best game of the season in Week 9 at Jacksonville (11/4), helping running backs Mikel Leshoure and Joique Bell combine for four rushing touchdowns against the Jaguars and 149 yards on the ground in a 31-14 win.
- Helped the Lions ground game to two rushing touchdowns from running backs Mikel Leshoure and Joique Bell in Week 12 against Houston on Thanksgiving Day (11/22).
- Contributed to an offensive line effort that allowed zero sacks against the Colts pass rush in Week 13 against Indianapolis (12/2).

#### 2011 (LIONS):

- Started 15-of-16 games played at right tackle. The offense finished the season 10th in the NFL in sacks per pass play (5.1 pct.) yielding 36.0 sacks on 702 pass plays.
- The season opener at Tampa Bay (9/11) marked the first time since 1981-82 that the Lions had started the same offensive line (same personnel at same positions) in consecutive years on opening day.
- Helped anchor an offensive line that allowed the Lions to rush for 181 yards on 20 carries (9.1 avg.) and only 1.0 sack on 27 pass plays during a 24-13 win over Chicago (10/10).
- Helped pave the way for 104 yards rushing against Atlanta (10/23) against a defense that ranked sixth in the league in rushing yards per game. Maurice Morris finished with nine carries for 50 yards (5.6 avg.) and Keiland Williams finished with nine carries for 44 yards (4.9 avg.).
- Helped protect Matthew Stafford as he set a new franchise record with 63 passing attempts against Chicago (11/13).
- Started at right tackle in the team's Wild Card Playoff loss against New Orleans (1/7/12).

#### 2010 (LIONS):

- Started all 12 games he appeared in at right tackle. Anchored the right side of the offensive line and helped the unit finish fifth in the NFL in sacks allowed per pass play (4.09 pct.), giving up just 27.0 sacks on 660 pass plays.
- Part of an offensive line against Philadelphia (9/19) that helped team gain 115 yards rushing, including 78 and two touchdowns from rookie running back Jahvid Best.
- Started at right tackle and was part of an offensive line that allowed just 1.0 sack on 33 pass plays in the Lions win against St. Louis.
- In a 37-25 victory over Washington (10/31), started at right tackle for an offensive line that allowed 1.0 sack on 46 pass plays.
- Placed on Injured Reserve on December 15, 2010.

#### 2009 (LIONS):

- Was the team's starting right tackle, starting in 15 games and was inactive for one contest.
- Started at right tackle in the season opener at New Orleans (9/13).
- Started at right tackle and helped the ground game produce 129 yards on 34 carries against Minnesota (9/20).
- Started at right tackle against Washington (9/27) and was part of an offensive line that allowed for 154 yards on the ground, including running back Kevin Smith's 101 rushing yards.

#### 2008 (LIONS):

- Played in all 16 games with 13 starts.
- Saw the first game action of his professional career at Atlanta (9/7), and got playing time at right tackle in the home opener against Green Bay (9/14).
- The first start of his pro career occurred at San Francisco (9/21).
- Anchored the right side of an offensive line that led the way for the team's season-high 130 yards rushing on the ground and rookie running back Kevin Smith's first career 100-yard game (112 yards) at Carolina (11/16).
- Matched up through the game at Indianapolis (12/14) against defensive end Robert Mathis and helped the offensive line protect quarterback Dan Orlovsky as it allowed zero sacks on the day.

#### COLLEGE:

- After starting 37 consecutive games at right tackle for Boston College, Cherilus moved to the demanding left tackle position his senior year becoming an instrumental part of an offense that ranked seventh in the nation with an average of 323.9 aerial yards per game.
- As a senior in 2007, played one season with current Colts teammate Anthony Castonzo, who was a freshman at the time.
- As the recipient of the team's Unsung Hero Award in 2007, he also garnered All-Atlantic Coast Conference second-team honors and served as a team captain.
- Started all 13 games at right tackle as a sophomore and delivered 53 knockdown blocks and helped the Eagles lead the ACC in total offense, averaging 387.8 yards per game.
- Was the only redshirt freshman to start on Boston College's offensive line in 2004, helping the team average 385.4 yards per game in total offense.
- Closed out his career with 51 consecutive starts for the Eagles, setting a school record.

#### PERSONAL:

- Attended Somerville (Mass.) High School where he was a *Boston Globe* and *Boston Herald* All-Scholastic selection as a senior.
- Played tackle on both sides of the ball.
- Named to Tom Lemming's All-America team in 2002, the same season that he captured Massachusetts State Coaches Association All-State accolades.
- Excelled on Somerville's basketball team as a power forward and center.
- Performed in the shot put for the track team.
- A communications major, who graduated in the spring of 2007 from the College of Arts & Sciences.
- Came to the United States from Haiti at age 14 and became a U.S. citizen shortly thereafter.
- Took part as a Colts Community Ticket Block sponsor.
- Born Gosder Cherilus on June 28, 1984, in Haiti and resides in Somerville, Mass.

#### CAREER GP/GS (POSTSEASON):

2014 IND: 14/14 (0/0)

2013 IND: 16/16 (2/2)

2012 DET: 16/16

2011 DET: 16/15 (1/1)

2010 DET: 12/12

2009 DET: 15/15

2008 DET: 16/13

TOTAL: 105/101 (3/3)





**JOSH CRIBBS**  
**Return Specialist 6-1 192 Kent State**  
**NFL Exp: 10 (1st Year with Colts)**  
**How Acquired: FA – 2014**  
**Born: 6/9/83**  
**GP/GS (Postseason): 136/31 (2/0)**

**16**



**CAREER TRANSACTIONS:**

- Signed by the Colts as a free agent on November 18, 2014.
- Signed by the New York Jets as a free agent on October 15, 2013.
- Waived by the Oakland Raiders on August 26, 2013.
- Signed as an unrestricted free agent by the Raiders on May 16, 2013.
- Signed as an undrafted free agent by the Cleveland Browns on April 29, 2005.

**PRO CAREER:**

- Named to three Pro Bowls (2007, 2009 and 2013).
- Is the NFL career leader with eight kickoff return touchdowns.
- Became the third player in NFL history to reach 11,000 career kickoff return yards.
- Named as the kick returner on the 2000s NFL All-Decade Team.
- Ranks fifth all-time in total return touchdowns (11), third all-time in kickoff return yards (11,113) and third all-time in total return yards (13,488).
- Is the NFL's active leader in career kickoff returns (426), kickoff return yards (11,113), total returns (648) and total return yards (13,488).
- Finished his career in Cleveland as the team's all-time franchise leader in kickoff returns (387), kickoff return yards (10,015), punt return yards (2,154), total return yards (12,169) and return touchdowns (11).
- Ranks second in Browns history in all-purpose yards (14,083), trailing only Pro Football Hall of Famer Jim Brown (15,459).
- Ranks as the Browns single-season leader in combined net yards (2,510 in 2009), kickoff returns (61 in 2006), kickoff return yards (1,809 in 2007) and kickoff return scores (3 in 2009).
- Is Cleveland's single-game leader in combined net yards (316 on 12/20/09), kickoff return yards (269 on 12/20/09), kickoff return scores (two on 12/20/09) and kickoff return average (51.0 on 11/11/07).

**2014 (COLTS):**

- Signed as a free agent on November 18.
- In a Week 12 victory against Jacksonville (11/23), saw his first action in a Colts uniform and returned two kickoffs for 64 yards and five punts for 48 yards with a long return of 18 yards. On the opening kickoff of the game, returned the ball 46 yards. It was the longest kickoff return for Indianapolis this season and the longest dating back to Nov. 30, 2012 (Deji Karim, 101-yard touchdown).
- Posted five kickoff returns for 156 yards and added three punt returns for 13 yards in a Week 13 win against Washington (11/30). He totaled 169 combined return yards and passed Mel Gray for third place in NFL history. Also contributed with one special teams tackle.
- Logged 141 kickoff return yards and four punt return yards in a Week 14 victory at Cleveland (12/7). Added a long kickoff return of 41 yards in the third quarter.
- In a Week 15 win against Houston (12/14), returned two kickoffs for 60 yards and contributed with four punt returns for 13 yards.
- Returned two kickoffs for 57 yards and added one punt return for seven yards in a Week 16 loss at Dallas (12/21). With two kickoff returns, passed Mel Gray (421) for sole possession of the fourth-most career kickoff returns in NFL history. Caught his first pass as a member of the Colts, an eight-yard reception, in the fourth quarter.
- Tallied three kickoff returns for 130 yards (43.3 avg.) and three punt returns for 40 yards (13.3 avg.) in a Week 17 victory at Tennessee (12/28). In the second quarter, registered a 76-yard kickoff return, which led to a Colts field goal. It was his longest kickoff return since a 103-yard return touchdown on Dec. 20, 2009. On the play, became the third player in NFL history to reach 11,000-plus career kickoff return yards. Also contributed with two special teams tackles.
- Participated in his first career postseason contest in an AFC Wild Card Playoff victory against Cincinnati (1/4/15). Contributed with five punt returns for 35 yards and two kickoff returns for 67 yards (33.5 avg.). Recorded a long kickoff return of 38 yards and added one special teams tackle.
- In the team's AFC Divisional Playoff victory at Denver (1/11/15), returned one kickoff for 32 yards while adding three punt returns for seven yards.

**2013 (JETS):**

- Appeared in six games serving primarily as a return specialist.
- Had 20 kickoff returns for 490 yards and eight punt returns for 96 yards.
- Recorded a long kickoff return of 42 yards in a win over the Saints (11/3).
- Tallied three punt returns for 44 yards in a win over the Patriots (10/20), including a season-long punt return of 21 yards.
- Ran the ball 13 times for 55 yards, good for a 4.2 average. Also recorded two catches for six yards.

**2012 (BROWNS):**

- Appeared in 16 games making two starts at wide receiver.
- Served as the Pro Bowl alternate at kick returner for Baltimore's Jacoby Jones.
- Became the sixth player in NFL History to record 12,000-plus career kick and punt return yards.
- Returned 43 kicks for 1,178 yards, good for a 27.4 average. Also returned 28 punts for 457 yards and a 12.0 average.
- Ranked second in the NFL in return yards (1,635), third in kickoff return yards (1,178) and ninth in all-purpose yards (1,740).
- Had six rushing attempts for 42 yards and seven catches for 63 yards on the season.
- Recorded a season-high in kickoff return yards with 221 against the Giants (10/7). Also recorded a season-long kickoff return of 74 yards in the game.
- Tallied a season-high in punt return yards in the season opener against the Eagles (9/9) returning six punts for 78 yards and a 13.0 average.
- Recorded a season-long punt return of 60 yards against Cincinnati (10/14). Also had six kickoff returns for 165 yards in the contest.

<b>CRIBBS SINGLE-GAME HIGHS</b>	
KO Ret.:	7, three times (Last vs. WAS 12/16/12)
KO Ret. Avg (min 3 ret.):	51.0 at PIT (11/11/07)
KO Ret. TDs:	2 at KC (12/20/09)
Punt Ret.:	6, three times (Last vs. PHI 9/9/12)
Punt Ret. Avg (min 3 ret.):	33.8 vs. SF (12/30/07)
Punt Ret. TDs:	1, three times (Last at BAL 12/24/11)

- Posted 191 yards on seven kickoff returns against Washington (12/16).

#### 2011 (BROWNS):

- Played in 16 games with seven starts at wide receiver.
- Returned 39 kickoffs for a 25.0-yard average with a long of 63, and 34 punts for an 11.4-yard average, including an 84-yard touchdown.
- Had kickoff returns of 63, 52 and 51 yards, all of which led to points by the Browns.
- Added 14 special teams tackles, a figure that led the squad.
- Ranked fourth in the AFC and 12th in the NFL in kickoff return average.
- Finished third in the AFC and sixth in the NFL in punt return average.
- Named AFC Special Teams Player of the Week for his efforts at Indianapolis (9/18), where he brought back two kickoffs for 80 yards with a long of 52 and two punts for 52 yards with a long of 43. His 52-yard kickoff return and 43-yard punt return both set up touchdown drives.
- Caught 41 passes for 518 yards and four touchdowns, a figure which co-led the team (Evan Moore). Rushed for 25 yards on seven attempts.
- Finished second on the team in both receptions and receiving yards and set career-highs for both receptions and receiving yards.
- Joined Evan Moore to become the first Browns player to have four or more receiving scores in a season since 2007 when Braylon Edwards (16) and Kellen Winslow (five) each accomplished the feat.
- Appeared in his 100th career regular season game and hauled in five passes for 50 yards, including a two-yard touchdown at Houston (11/6). Also returned a kickoff 63 yards and posted three tackles on kickoff coverage.
- Returned a punt for a career-long 84 yards for a touchdown at Baltimore (12/24).
- Led the team with career-high figures of seven receptions and 91 yards against Pittsburgh (1/1/12) and added three tackles on kickoff coverage.

#### 2010 (BROWNS):

- Voted a co-captain on special teams and played in 15 games with five starts.
- Returned 40 kickoffs for a 20.4-yard average with a long of 37 and fielded 20 punts for an 8.4-yard average.
- Caught 23 passes for 292 yards and a touchdown, rushed for 66 yards on 20 carries and completed 2-of-3 pass attempts for 19 yards.
- Set a career-high with 74 receiving yards on three receptions, including a career-long 65-yard touchdown reception from Seneca Wallace, against Kansas City (9/19).
- Tied a career-best with five receptions, totaling 58 yards, and rushed for 20 yards on two carries at Baltimore (9/26).
- Fielded a Saints punt following the first series of the game at New Orleans (10/24), and lateraled across the field to Eric Wright, who ran 62 yards to the Saints 19-yard line, setting up a Phil Dawson field goal, and giving the Browns a 3-0 lead in a game they would go on to win, 30-17.

#### 2009 (BROWNS):

- Voted a co-captain on special teams and started 12 of the 16 games in which he played.
- Voted as the return specialist for the AFC Pro Bowl squad.
- Was named AFC Special Teams Player of the Month for December/January when he returned 17 kickoffs for a 31.0-yard average with two touchdowns and fielded 14 punts for a 9.7-yard average.
- Earned AFC Special Teams Player of the Week honors back-to-back times for Weeks 14 and 15.
- Returned 56 kickoffs for a 27.5 avg. with three touchdowns; 103, 100 and 98 yarders.
- Fielded 38 punts for an 11.9 avg. with a 67-yarder for a touchdown.
- His punt return average was second in the AFC and fourth in the NFL.
- His kickoff return average led the AFC and was third in the NFL.
- Led the NFL with 1,994 total kickoff and punt return yards, the fourth-highest single-season figure in NFL annals.
- With 2,214 return yards in 2007, he holds two of the top four season totals in NFL history.
- Finished with 2,510 all-purpose yards, the fifth-highest single-season total in NFL history.
- His three kickoff returns for touchdowns tied for the third-most in NFL annals, trailing only the four by Cecil Turner (Chicago, 1970) and Travis Williams (Green Bay, 1967).
- His four total return scores and three from kickoffs are both Browns single-season records.
- Was named a First Team All-Pro selection by The Associated Press. Was selected to *SI.com's* All-Pro team and was named to the *Pro Football Weekly*/Professional Football Writers of America All-NFL team.
- Surpassed 1,000 kickoff return yards for the fifth straight season to open his career, the first player in NFL history to accomplish that feat.
- Caught 20 passes for 135 yards with one touchdown and rushed for 381 yards with one touchdown on 55 carries.
- His rushing totals, which were third-most on the team and came primarily out of Wildcat formation.
- Also attempted four passes with one completion for 18 yards and an interception.
- With 60 kickoff return yards at Buffalo (10/11), he became the third player to amass more than 6,000 kickoff return yards with one team, joining Brian Mitchell (9,586 with Washington) and Dante Hall (8,644 with Kansas City).
- Returned a kickoff 98 yards for a score at Pittsburgh (10/18) to surpass Eric Metcalf as the all-time franchise leader.
- Rushed for a game and career-high 87 yards on eight carries, including a career-long 37-yard run against Pittsburgh (12/10).
- Shined on special teams at Kansas City (12/20), when he averaged 44.8 yards on six kickoff returns, including touchdowns of 100 and 103 yards. His 100-yarder in the first quarter was his seventh return for a TD in his career, breaking an NFL record. When he returned one 103 yards for a score in the second quarter, he became the ninth player in NFL history to have two kickoff returns for touchdowns in the same game, and the first Brown to do so. Also became just the second NFL player to have two 100-yard kickoff returns in a game (Ted Ginn, 2009). His 269 kickoff return yards represent the fourth-highest total in NFL history and are a Browns single-game record.

#### 2008 (BROWNS):

- Returned a kickoff for a touchdown for the fourth straight season, marking a franchise best.
- Led the team in special teams tackles for the third consecutive season, with 26.
- Voted as a special teams captain at the start of the season.
- Late in the fourth quarter at Washington (10/19), recorded his first career touchdown reception, a one-yard grab from Derek Anderson with 2:44 remaining.
- In a 23-17 win at Jacksonville (10/26), recovered a fourth quarter fumble by Brian Witherspoon on kickoff return coverage at the Jacksonville 25-yard line, which led to a 42-yard field goal to open a 23-17 lead.
- Recorded a 92-yard kickoff return touchdown against Baltimore (11/2), and totaled 237 kickoff return yards and 278 combined return yards in the game (41 punt return), as both totals were second-most in franchise history.
- Recorded his first career rushing touchdown with a two-yard score at Buffalo (11/17).

- Completed first career pass, an eight-yard strike to Martin Rucker, at Pittsburgh (12/28).

#### 2007 (BROWNS):

- Earned his first Pro Bowl selection after leading the NFL with a 30.7 yard kickoff return average and 1,809 kickoff return yards.
- Was twice named the NFL Special Teams Player of the Month (September and November).
- Set a franchise record with 1,809 kickoff return yards which ranked second-best in NFL history in a single-season (2,186 MarTay Jenkins, Arizona in 2000).
- His 2,214 combined return yards (1,809 KOR; 405 PR) also ranked second-best in NFL history in a single season (Michael Lewis, New Orleans in 2002 with 2,432 yards - 1,807 KOR; 625 PR).
- Ranked third in the NFL with a 13.5-yard punt return average.
- Led the club with 23 special teams tackles.
- Became only the second player in NFL history to average more than 30-plus yards on kickoff returns and 10-plus yards on punt returns in the same season (Terry Metcalf, St. Louis in 1974 with 31.2 KOR and 13.1 PR).
- Set a franchise single-game record with 245 kickoff return yards at Baltimore (11/18), and added 61 yards on punt returns for a combined return total of 306 yards, which ranked as the third-highest single-game total in NFL history.
- Had a 99-yard kickoff return for touchdown at Oakland (9/23), a 100-yard kickoff return for a touchdown at Pittsburgh (11/11), and a 76-yard punt return for a touchdown vs. San Francisco (12/30).
- Became the franchise career leader in kickoff return yards with 3,255 yards, surpassing Dino Hall (3,185), at New England (10/7).
- Late in the fourth quarter at Baltimore (11/18), had a 39-yard kickoff return to the Cleveland 43-yard line and three plays later Phil Dawson tied the game with a 51-yard field goal at the end of regulation to send the game to overtime. In overtime, took the opening kickoff 41 yards to the Cleveland 41-yard line, and nine plays later, Dawson converted a 33-yard field goal for a 33-30 victory.
- Converted a two-point conversion when he completed a pass to Kellen Winslow in the fourth quarter at Arizona (12/2).

#### 2006 (BROWNS):

- Led the team with 25 special teams tackles.
- Named AFC Special Teams Player of the Week after his performance vs. Oakland (10/1) when he returned a pair of kickoffs for a 59.0-yard average.
- Accounted for his second career kickoff return touchdown with a 92-yard scamper vs. Pittsburgh (11/19).
- Made his first career start, as part of a three-wide receiver set, vs. Baltimore (9/24).

#### 2005 (BROWNS):

- Earned a roster spot during training camp as an undrafted rookie.
- Ranked second on the club with 19 special teams tackles.
- Returned a kickoff 90 yards vs. Detroit (10/23) for his first NFL touchdown.
- Made his NFL debut by playing on special teams vs. Cincinnati (9/11).
- Recorded his first career NFL reception with a seven-yard grab at Oakland (12/18).

#### COLLEGE:

- Collegiate quarterback turned wide receiver and was a four-year starter at Kent State University (2001-04).
- Finished his career as the school's all-time total offense leader with 10,839 yards.
- Rushed and passed for 1,000 yards in three of four seasons and passed for 55 touchdowns and rushed for another 38 touchdowns during his career.
- Set eight career, four single-season and two single-game school records.
- Became the second player in NCAA history with 1,000 yards passing and 1,000 yards rushing in two seasons.
- Had 12 career games with 100 or more yards both rushing and passing.
- Set school career records in pass completions (616), attempts (1,123) and yards (7,169).
- Finished as Kent State's third leading rusher all-time with 3,670 yards and a school-record 38 touchdowns.
- Scored 41 total touchdowns and 246 points, both of which set school records.
- Set a MAC record for rushing yards by a quarterback.
- In 2004, completed 216-of-335 passes for 2,215 yards and 17 touchdowns and also ran for 893 yards on 170 attempts (5.3 avg.) and nine touchdowns. Ranked fourth nationally in total offense, averaging 310.8 yards per game. Also punted 10 times for a 29.3-yard average, including a long of 50, and nailed seven inside the 20.
- In 2003, started all 12 games and set school record with 3,125 yards of total offense. Accounted for 29 touchdowns with 14 passing, 14 rushing and one receiving. Completed 178-of-364 attempts for 2,242 yards, which was the second highest total in school history. Also led the team with 701 yards rushing on 161 carries.
- In 2002, rushed 137 times for 10 touchdowns and a 7.72-yard average that led the nation.
- In 2001, took over the starting quarterback duties in the third game of the season and became the first freshman in Division I-A history to run and pass for more than 1,000 yards each in a single season. Was 131-of-238 for 1,516 yards and 10 touchdowns passing and rushed for 1,019 yards on 164 attempts (6.2 avg.) and five touchdowns as a freshman.
- Runner-up for MAC Freshman of the Year honors to Miami (Ohio) University quarterback Ben Roethlisberger.
- Had his No. 9 jersey retired by Kent State in 2010, becoming just the fourth player school history to receive the honor.

#### PERSONAL:

- Born in Washington, D.C., where he attended Dunbar High School. Played with San Francisco tight end Vernon Davis and competed at the same high school as teammate Vontae Davis.
- Led the Crimson Tide to the DCIAA West Division title and the city championship with a 9-3 record.
- Completed 130-of-277 passes for 2,258 yards as a senior and tossed 23 touchdowns and ran for seven touchdowns.
- Earned letters in football, baseball, basketball and swimming.
- Named the 2009 Browns Player of the Year by the local chapter of the PFWA.
- Named the Browns 2011 Walter Payton Man of the Year.
- Was very active in the Cleveland community, volunteering for numerous "Shop with a Pro" and school visits. Also helped renovate Bump Taylor Field as part of the NFL Grassroots Field Renovation.
- Founded the "Josh's Cribbs" season ticket program which provided tickets, apparel and food for the Center for Families & Children and City Year Cleveland organizations.
- Named to the 2009 Pink Tie Guy coalition to benefit the Susan G. Komen for the Cure.
- Served as the United Way rep for Cleveland.
- Graduated with a degree in communications from Kent State.
- A native of Washington, D.C.

**2014 GAME-BY-GAME STATISTICS**

Date/Opp.	RECEIVING					RUSHING						
	GP	GS	No.	Yards	Avg.	LG	TD	No.	Yards	Avg.	LG	TD
9/7 @ DEN												
9/15 vs. PHI												
9/21 @ JAX												
9/28 vs. TEN												
10/5 vs. BAL												
10/9 @ HOU												
10/19 vs. CIN												
10/26 @ PIT												
11/3 @ NYG												
11/16 vs. NE												
11/23 vs. JAX	1	0	0	0	0.0	0	0	0	0	0.0	0	0
11/30 vs. WAS	1	0	0	0	0.0	0	0	0	0	0.0	0	0
12/7 @ CLE	1	0	0	0	0.0	0	0	0	0	0.0	0	0
12/14 vs. HOU	1	0	0	0	0.0	0	0	0	0	0.0	0	0
12/21 @ DAL	1	0	1	8	8.0	8	0	0	0	0.0	0	0
12/28 @ TEN	1	0	0	0	0.0	0	0	0	0	0.0	0	0
<b>2014 TOTALS</b>	<b>6</b>	<b>0</b>	<b>1</b>	<b>8</b>	<b>8.0</b>	<b>8</b>	<b>0</b>	<b>0</b>	<b>0</b>	<b>0.0</b>	<b>0</b>	<b>0</b>

**2014 GAME-BY-GAME RETURN STATISTICS**

Date/Opp.	GP	GS	PR	FC	Yards	Avg.	LG	TD	KR	Yards	Avg.	LG	TD
9/7 @ DEN													
9/15 vs. PHI													
9/21 @ JAX													
9/28 vs. TEN													
10/5 vs. BAL													
10/9 @ HOU													
10/19 vs. DEN													
10/26 @ PIT													
11/3 @ NYG													
11/16 vs. NE													
11/23 vs. JAX	1	0	5	2	48	9.6	18	0	2	64	32.0	46	0
11/30 vs. WAS	1	0	3	2	13	4.3	8	0	5	156	31.2	35	0
12/7 @ CLE	1	0	3	0	4	1.3	7	0	5	141	28.2	41	0
12/14 vs. HOU	1	0	4	2	13	3.3	9	0	2	60	30.0	33	0
12/21 @ DAL	1	0	1	0	7	7.0	7	0	2	57	28.5	31	0
12/28 @ TEN	1	0	3	2	40	13.3	15	0	3	130	43.3	76	0
<b>2014 TOTALS</b>	<b>6</b>	<b>0</b>	<b>19</b>	<b>8</b>	<b>125</b>	<b>6.6</b>	<b>18</b>	<b>0</b>	<b>19</b>	<b>608</b>	<b>32.0</b>	<b>76</b>	<b>0</b>

**2014 POSTSEASON GAME-BY-GAME STATISTICS**

Date/Opp.	RECEIVING					RUSHING						
	GP	GS	No.	Yards	Avg.	LG	TD	No.	Yards	Avg.	LG	TD
1/4 vs. CIN	1	0	0	0	0.0	0	0	0	0	0.0	0	0
1/11 @ DEN	1	0	0	0	0.0	0	0	0	0	0.0	0	0
1/18 @ NE												
<b>2014 TOTALS</b>	<b>2</b>	<b>0</b>	<b>0</b>	<b>0</b>	<b>0.0</b>	<b>0</b>	<b>0</b>	<b>0</b>	<b>0</b>	<b>0.0</b>	<b>0</b>	<b>0</b>

**2014 POSTSEASON GAME-BY-GAME RETURN STATISTICS**

Date/Opp.	GP	GS	PR	FC	Yards	Avg.	LG	TD	KR	Yards	Avg.	LG	TD
1/4 vs. CIN	1	0	5	2	35	7.0	15	0	2	67	33.5	38	0
1/11 @ DEN	1	0	3	0	7	2.3	9	0	1	32	32.0	32	0
1/18 @ NE													
<b>2014 TOTALS</b>	<b>2</b>	<b>0</b>	<b>8</b>	<b>2</b>	<b>42</b>	<b>5.3</b>	<b>15</b>	<b>0</b>	<b>3</b>	<b>99</b>	<b>33.0</b>	<b>38</b>	<b>0</b>

**CAREER REGULAR SEASON STATISTICS**

Year	RECEIVING					RUSHING						
	GP	GS	No.	Yards	Avg.	LG	TD	No.	Yards	Avg.	LG	TD
2014 IND	6	0	1	8	8.0	8	0	0	0	0.0	0	0
2013 NYJ	6	0	2	6	3.0	5	0	13	55	4.2	9	0
2012 CLE	16	2	7	63	9.0	24	0	6	42	7.0	16	0
2011 CLE	16	7	41	518	12.6	45t	4	7	25	3.6	15	0
2010 CLE	15	5	23	292	12.7	65t	1	20	66	3.3	19	0
2009 CLE	16	12	20	135	6.8	35	1	55	381	6.9	37	1
2008 CLE	15	2	2	18	9.0	17	1	29	167	5.8	27	1
2007 CLE	16	2	3	37	12.3	18	0	9	61	6.8	18	0
2006 CLE	16	1	10	91	9.1	14	0	2	11	5.5	9	0
2005 CLE	14	0	1	7	7.0	7	0	0	0	0.0	0	0
<b>TOTAL</b>	<b>136</b>	<b>31</b>	<b>110</b>	<b>1175</b>	<b>10.7</b>	<b>65t</b>	<b>7</b>	<b>141</b>	<b>808</b>	<b>5.7</b>	<b>37</b>	<b>2</b>

**CAREER REGULAR SEASON RETURN STATISTICS**

Year	GP	GS	PR	FC	Yards	Avg.	LG	TD	KR	Yards	Avg.	LG	TD
2014 IND	6	0	19	8	125	6.6	18	0	19	608	32.0	76	0
2013 NYJ	6	0	8	1	96	12.0	21	0	20	490	24.5	42	0
2012 CLE	16	2	38	8	457	12.0	60	0	43	1178	27.4	74	0
2011 CLE	16	7	34	8	388	11.4	84t	1	39	974	25.0	63	0
2010 CLE	15	5	20	6	168	8.4	17	0	40	814	20.4	37	0
2009 CLE	16	12	38	3	452	11.9	67t	1	56	1542	27.5	103t	1
2008 CLE	15	2	28	7	228	8.1	32	0	44	1110	25.2	92t	3
2007 CLE	16	2	30	10	405	13.5	76t	1	59	1809	30.7	100t	2
2006 CLE	16	1	6	3	51	8.5	34	0	61	1494	24.5	92t	1
2005 CLE	14	0	1	0	5	5.0	5	0	45	1094	24.3	90t	1
<b>TOTAL</b>	<b>136</b>	<b>31</b>	<b>222</b>	<b>54</b>	<b>2375</b>	<b>10.7</b>	<b>84t</b>	<b>3</b>	<b>426</b>	<b>11113</b>	<b>26.1</b>	<b>103t</b>	<b>8</b>

**CAREER POSTSEASON STATISTICS**

Year	RECEIVING					RUSHING						
	GP	GS	No.	Yards	Avg.	LG	TD	No.	Yards	Avg.	LG	TD
2014 IND	2	0	0	0	0.0	0	0	0	0	0.0	0	0
<b>TOTAL</b>	<b>2</b>	<b>0</b>	<b>0</b>	<b>0</b>	<b>0.0</b>	<b>0</b>	<b>0</b>	<b>0</b>	<b>0</b>	<b>0.0</b>	<b>0</b>	<b>0</b>


**CAREER POSTSEASON RETURN STATISTICS**

Year	GP	GS	PR	FC	Yards	Avg.	LG	TD	KR	Yards	Avg.	LG	TD
2014 IND	2	0	8	2	42	5.3	15	0	3	99	33.0	38	0
<b>TOTAL</b>	<b>2</b>	<b>0</b>	<b>8</b>	<b>2</b>	<b>42</b>	<b>5.3</b>	<b>15</b>	<b>0</b>	<b>3</b>	<b>99</b>	<b>33.0</b>	<b>38</b>	<b>0</b>

SPECIAL TEAMS TACKLES: 3 (2014 - 3)

POSTSEASON SPECIAL TEAMS TACKLES: 1 (2014 - 1)





**VONTAE DAVIS**  
**Cornerback 5-11 207 Illinois**  
**NFL Exp: 6 (3rd Year with Colts)**  
**How Acquired: T – 2012 (Miami)**  
**Born: 5/27/88**  
**GP/GS (Postseason): 85/77 (5/4)**

**21**



**CAREER TRANSACTIONS:**

- Acquired by the Colts in a trade with the Miami Dolphins in exchange for a second round pick and a conditional late-round pick in the 2013 NFL Draft.
- Originally selected by the Dolphins in the first round (25th overall) of the 2009 NFL Draft.

**PRO CAREER:**

- Was selected to his first career Pro Bowl in 2014.
- Named AFC Defensive Player of the Week after recording two interceptions against the Houston Texans (12/30/12).
- Led the Dolphins with four interceptions in 2009 and 2011.
- In 2009, became Miami's first rookie to lead the team in interceptions since safety Louis Oliver had four in 1989. Was one of only two rookie cornerbacks ever to lead the Dolphins in interceptions, along with Lloyd Mumphord, who had five in his rookie season in 1969.
- Was named to the 2014 USA Football All-Fundamentals Team, which recognizes NFL players who employ proper technique, particularly when blocking and tackling, which fosters better on-field performance and advances player safety.

**2014 (COLTS):**

- Started at cornerback in a Week 1 meeting at Denver (9/7). Finished the game with two tackles and one pass defended.
- Totaled four tackles and two passes defended starting at cornerback in a Week 2 loss against Philadelphia (9/15).
- Compiled three tackles, one interception and one pass defended starting at cornerback in a Week 3 win at Jacksonville (9/21). The interception was his first of the season and the 14th of his career.
- Started at cornerback in a Week 4 victory against Tennessee (9/28) and was part of a secondary that limited the Titans to 176 net passing yards.
- Posted four tackles, one interception and two passes defended starting at cornerback in a Week 5 win against the Ravens (10/5). The interception was Davis' second of the season and led to a Colts touchdown in the third quarter. The 29-yard interception return was the longest of his career. Was part of a secondary that allowed only 197 net passing yards.
- In a Week 6 win at Houston (10/9), tallied five tackles, one pass defended and one forced fumble. He forced an Andre Johnson fumble in the fourth quarter, which was recovered by safety Mike Adams.
- Started at right cornerback in a Week 7 victory against Cincinnati (10/19) and tallied three tackles and a single-game career-high four passes defended. Tied his single-season career-high of 12 passes defended, which he originally set in 2010 and 2013. Was part of a secondary that allowed only 135 net yards in the shutout win.
- Finished with one tackle starting at right cornerback in a Week 8 loss at Pittsburgh (10/26). Left the game in the first quarter with a knee injury.
- In a Week 9 win at the New York Giants (11/3), started at right cornerback and finished with four tackles and two passes defended. With his two passes defended, established a new single-season career-best with 14. Was part of a defense that limited the Giants to 89 rushing yards.
- Started at right cornerback in a Week 11 loss against New England (11/16) and finished with three tackles.
- Compiled three tackles, one interception and two passes defended starting at right cornerback in a Week 12 victory against Jacksonville (11/23). Recorded his third interception of the season when he picked off Blake Bortles on the Jaguars opening offensive possession of the game. Davis registered a career-long 42-yard return, setting up a Colts field goal.
- In a Week 13 win against Washington (11/30), started at right cornerback and totaled two tackles and two passes defended before leaving the game in the third quarter with a concussion.
- Listed as inactive for a Week 14 victory at Cleveland (12/7).
- Started at right cornerback in a Week 15 win against Houston (12/14) and contributed with three tackles, one interception and two passes defended. With his interception, he matched his single-season career-high of four which he set in 2009 and 2011 with Miami.
- Finished with four solo tackles starting at right cornerback in a Week 16 loss at Dallas (12/21).
- In a Week 17 victory at Tennessee (12/28), started at right cornerback and registered three tackles and contributed with one forced fumble and one fumble recovery. He set a new single-season high with his second forced fumble of the season and his recovery was the first of his career. Was part of a secondary that limited the Titans to 50 net passing yards.
- Started at right cornerback in the team's AFC Wild Card Playoff win against Cincinnati (1/4/15). Finished the game with four solo tackles, one tackle for loss and one pass defended.
- In the team's AFC Divisional Playoff victory at Denver (1/11/15), tied for the lead in the secondary with eight tackles (seven solo) and added a career postseason high five passes defended. The five passes defended were the most in an NFL postseason game dating back to Jan. 18, 2004 (Ricky Manning Jr., 5).

**2013 (COLTS):**

- Started all 16 games at right cornerback and totaled 48 tackles (42 solo), one interception and 13 passes defended.
- In a Week 3 victory at San Francisco (9/22), started at right cornerback and finished with one tackle. Was part of a secondary that limited 49ers quarterback Colin Kaepernick to two completions in the first half and 139 total net passing yards.
- Totaled three tackles, one interception and two passes defended starting at cornerback in the team's Week 4 win at Jacksonville (9/29). The interception was his first of the season and the 13th of his career. Was part of a secondary that totaled three interceptions and held the Jaguars to 165 net passing yards.
- In a Week 5 win against Seattle (10/6), posted three tackles and one pass defended in the contest.
- Finished with seven tackles (five solo) in the team's Week 6 loss at San Diego (10/14).
- Turned in an impressive performance in a Week 7 victory against Denver (10/20). Recorded five tackles (four solo) and two passes defended. Was part of a secondary that held the Broncos and quarterback Peyton Manning to 2013 single-game first half lows in net yards (134) and net passing yards (101).
- Contributed with four solo tackles in the team's Week 11 victory at Tennessee (11/14).
- In a Week 12 loss at Arizona (11/24), finished with four tackles and one pass

**DAVIS SINGLE-GAME HIGHS**

Tackles:	9 at HOU (12/16/12)
Int:	2, two times (Last: vs. HOU 12/30/12)
PD:	4 vs. CIN (10/19/14)

defensed.

- Finished with four tackles (three solo) in the team's Week 13 win against Tennessee (12/1).
- In a Week 15 victory against Houston (12/15), started at right cornerback and compiled three solo tackles and one pass defensed.
- In a Week 16 victory at Kansas City (12/22), finished with three solo tackles and two passes defensed. Was part of a secondary that held the Chiefs to 132 net passing yards.
- Started at right cornerback during the team's Wild Card Playoff win against Kansas City (1/4/14) and posted three solo tackles.
- Finished with one tackle during the team's Divisional Playoff loss at New England (1/11/14).

#### 2012 (COLTS):

- Started all 10 games he played in and compiled 53 tackles (40 solo), seven passes defensed, three interceptions and 1.0 sack.
- Started his first game as a member of the Colts at left cornerback against Chicago (9/9). Finished the game with five tackles.
- Finished with seven tackles (five solo) against Minnesota (9/16).
- Recorded three tackles and one pass defensed against Jacksonville (9/23).
- Returned from an ankle injury to start at right cornerback at Detroit (12/2) and finished the game with six solo tackles, one tackle for loss and one pass defensed.
- Finished with eight tackles (seven solo), contributed with his first sack of the season and added one pass defensed against Tennessee (12/9).
- Led the secondary with nine solo tackles at Houston (12/16). His nine tackles marked a season-high.
- Intercepted his first pass as a member of the Colts when he picked Brady Quinn in the end zone to stall a potential Chiefs touchdown at Kansas City (12/23). It was the second interception of the game for the Colts and the 10th of Davis' career. Finished the game with six tackles and two passes defensed.
- Named AFC Defensive Player of the Week after tallying two interceptions against Houston (12/30). His first interception led to a Colts touchdown and his second allowed the Colts to run the clock out for the victory. Also contributed with five solo tackles and three passes defensed.
- Started at right cornerback in his first career playoff game and contributed with one tackle and a team-high three passes defensed at Baltimore (1/6/13).

#### 2011 (DOLPHINS):

- Started all 12 games in which he played, finishing the season with 43 tackles (39 solo) and a team-leading four interceptions for 60 yards and nine passes defensed.
- Also contributed with 1.0 sack.
- Finished tied for second on the team in tackles with six stops against Houston (9/18) despite missing some of the game with a hamstring injury.
- Finished tied for second on the team in tackles with six stops vs. the New York Jets (10/17).
- Had four tackles and one interception against Washington (11/13), picking off a Rex Grossman pass and returning it 28 yards.
- Finished second on the team in tackles with five stops and had one interception at Dallas (11/23), picking off a Tony Romo pass and returning it 25 yards.
- Had four tackles including his first career sack against Oakland (12/4), tackling Raiders quarterback Carson Palmer for a seven-yard loss.
- Had five tackles and two interceptions at Buffalo (12/18), picking off Bills quarterback Ryan Fitzpatrick twice for a total of seven return yards, marking his first career game of two-or-more interceptions.
- Inactive four games, with three of those due to a hamstring injury.

#### 2010 (DOLPHINS):

- Started 15-of-16 games, finishing the season with 51 tackles (43 solo), a team-leading 12 passes defensed and one interception.
- Had six tackles and two passes defensed at Minnesota (9/19), including an interception, picking off a Brett Favre pass.
- Matched against Patriots wide receiver Randy Moss the majority of the game against New England (10/4) and helped hold Moss without a catch for only the fifth time in his career.
- Had seven tackles and one pass defensed at Baltimore (11/7).
- Competed against Titans wide receiver Randy Moss the majority of the game against Tennessee (11/14) and helped hold Moss to one catch for 26 yards.
- Finished tied for second on the team in tackles with four stops vs. Cleveland (12/5).

#### 2009 (DOLPHINS):

- Started nine games and finished the season with 48 tackles (44 solo) to go along with 11 passes defensed and a team-leading four interceptions that he returned for a total of 64 yards with one touchdown.
- Became the first Dolphins rookie to lead the team in interceptions since safety Louis Oliver had four in 1989.
- One of only two rookie cornerbacks ever to lead the Dolphins in interceptions, along with Lloyd Mumphord, who had five in his rookie season in 1969.
- His four interceptions rank tied for fifth all-time among Dolphins rookies.
- Made his Dolphins and NFL debut in a reserve role at Atlanta (9/13).
- Had two tackles and one interception against Buffalo (10/4), picking off a Trent Edwards pass and returning it 23 yards for a touchdown, marking both his first NFL interception and his first NFL touchdown.
- Made his first career NFL start and had six tackles and two passes defensed against the New York Jets (11/1).
- Had six tackles and two passes defensed at New England (11/8), including an interception, picking off a Tom Brady pass and returning it 15 yards.
- Had three tackles and one interception against New England (12/6), picking off a Tom Brady pass in the end zone for a touchback.
- Had three tackles, one pass defensed and one interception at Tennessee (12/20), coming when he picked off a Vince Young pass in the first series of the game and returning it 26 yards.
- Finished second on the team in tackles with six stops and added two passes defensed against Houston (12/27).

#### COLLEGE:

- Started 34-of-36 games played as a three-year starter at Illinois and posted career statistics of 206 tackles (139 solo), seven interceptions, three forced fumbles, two fumble recoveries and 22 passes defensed.
- Added nine kickoff returns for 215 yards (23.9 avg.) and returned a blocked punt for a touchdown.
- Started 11-of-12 games as a junior in 2008 and was named a consensus All-Big Ten Conference first-team selection after he posted a career-high 78 tackles (53 solo) and tied for second in the conference with three forced fumbles to go along with two interceptions, eight passes defensed and a fumble recovery.
- Started all 12 games as a sophomore in 2007 and was the only sophomore semifinalist for the Jim Thorpe Award.
- Selected All-Big Ten Conference first-team by the league's coaches and earned second-team honors from the media.
- Recorded 76 tackles (56 solo) and ranked sixth in the league with eight passes defensed and four interceptions.

- Blocked two punts for 31 yards in returns, including a touchdown and added 116 yards on four kickoff returns (29.0 avg.).
- Started 11-of-12 games in which he played as a freshman in 2006 and was honored as a Freshman All-America selection by *The Sporting News*, *Scout.com* and *Rivals.com*.
- Earned honorable mention All-Big Ten Conference honors by both the coaches and the media.
- Named the team's Rookie of the Year.
- Recorded 52 tackles (30 solo), an interception, a fumble recovery and six passes defended.
- Majored in speech communications.

#### PERSONAL:

- Attended Dunbar Senior High School in Washington, D.C.
- Selected as a *PrepStar* All-America choice and Washington, D.C. Gatorade Player of the Year.
- Rated the top recruit in the Washington, D.C. area.
- Was named to the *Washington Post* All-Metro team, in addition to picking up DCIAA West first-team all-conference honors.
- Had eight interceptions and 38 solo tackles as a senior, while adding 25 receptions for 612 yards and recording over 1,000 all-purpose yards.
- Led Dunbar High to a 9-2 record and a win in the Turkey Bowl, the DCIAA city championship game.
- Also lettered in track.
- In 2012, supported Operation HOPE's Banking On Our Future (BOOF) and the Entrepreneurship Training Program at the HOPE Financial Dignity Center in Washington, D.C.
- Brother, Vernon, played tight end at Maryland and was the sixth overall pick in the 2006 NFL Draft by the San Francisco 49ers, making them the third set of brothers to both be first round NFL draft choices, joining Eli (2004, QB, 1st overall, San Diego/Traded to New York Giants) and Peyton Manning (1998, QB, 1st overall, Indianapolis) and Jerome (2003, DE, 15th overall, Philadelphia) and Stocker McDougle (2000, T, 20th overall, Detroit).
- Was a host for the Hands of Hope holiday shopping event, which benefitted foster children.
- Born in Washington, D.C.

#### 2014 GAME-BY-GAME STATISTICS

Date/Opp.	GP	GS	Solo	Asst.	Total	Sacks	PD	FF	FR	INT	Yds	Avg.	LG	TD
9/7 @ DEN	1	1	1	1	2	0.0	1	0	0	0	0	0.0	0	0
9/15 vs. PHI	1	1	4	0	4	0.0	2	0	0	0	0	0.0	0	0
9/21 @ JAX	1	1	3	0	3	0.0	1	0	0	1	-7	-7.0	-7	0
9/28 vs. TEN	1	1	0	0	0	0.0	0	0	0	0	0	0.0	0	0
10/5 vs. BAL	1	1	3	1	4	0.0	2	0	0	1	29	29.0	29	0
10/9 @ HOU	1	1	4	1	5	0.0	1	1	0	0	0	0.0	0	0
10/19 vs. CIN	1	1	3	0	3	0.0	4	0	0	0	0	0.0	0	0
10/26 @ PIT	1	1	1	0	1	0.0	0	0	0	0	0	0.0	0	0
11/3 @ NYG	1	1	4	0	4	0.0	2	0	0	0	0	0.0	0	0
11/16 vs. NE	1	1	3	0	3	0.0	0	0	0	0	0	0.0	0	0
11/23 vs. JAX	1	1	2	1	3	0.0	2	0	0	1	42	42.0	42	0
11/30 vs. WAS	1	1	1	1	2	0.0	2	0	0	0	0	0.0	0	0
12/7 @ CLE	INACTIVE													
12/14 vs. HOU	1	1	3	0	3	0.0	2	0	0	1	8	8.0	8	0
12/21 @ DAL	1	1	4	0	4	0.0	0	0	0	0	0	0.0	0	0
12/28 @ TEN	1	1	2	1	3	0.0	0	1	1	0	0	0.0	0	0
<b>2014 TOTALS</b>	<b>15</b>	<b>15</b>	<b>38</b>	<b>6</b>	<b>44</b>	<b>0.0</b>	<b>19</b>	<b>2</b>	<b>1</b>	<b>4</b>	<b>72</b>	<b>18.0</b>	<b>42</b>	<b>0</b>

#### 2014 POSTSEASON GAME-BY-GAME STATISTICS

Date/Opp.	GP	GS	Solo	Asst.	Total	Sacks	PD	FF	FR	INT	Yds	Avg.	LG	TD
1/4 vs. CIN	1	1	4	0	4	0.0	1	0	0	0	0	0.0	0	0
1/11 @ DEN	1	1	7	1	8	0.0	5	0	0	0	0	0.0	0	0
1/18 @ NE														
<b>2014 TOTALS</b>	<b>2</b>	<b>2</b>	<b>11</b>	<b>1</b>	<b>12</b>	<b>0.0</b>	<b>6</b>	<b>0</b>	<b>0</b>	<b>0</b>	<b>0</b>	<b>0.0</b>	<b>0</b>	<b>0</b>

#### CAREER REGULAR SEASON STATISTICS

Year	GP	GS	Solo	Asst.	Total	Sacks	PD	FF	FR	INT	Yds	Avg.	LG	TD
2014 IND	15	15	38	6	44	0.0	19	2	1	4	72	18.0	42	0
2013 IND	16	16	42	6	48	0.0	12	0	0	1	0	0.0	0	0
2012 IND	10	10	40	13	53	1.0	7	0	0	3	26	8.7	26	0
2011 MIA	12	12	39	4	43	1.0	9	0	0	4	60	15.0	28	0
2010 MIA	16	15	43	8	51	0.0	12	1	0	1	0	0.0	0	0
2009 MIA	16	9	44	4	48	0.0	11	0	0	4	64	16.0	26	1
<b>TOTAL</b>	<b>85</b>	<b>77</b>	<b>246</b>	<b>41</b>	<b>287</b>	<b>2.0</b>	<b>70</b>	<b>3</b>	<b>1</b>	<b>17</b>	<b>222</b>	<b>13.1</b>	<b>42</b>	<b>1</b>

#### CAREER POSTSEASON STATISTICS

Year	GP	GS	Solo	Asst.	Total	Sacks	PD	FF	FR	INT	Yds	Avg.	LG	TD
2014 IND	2	2	11	1	12	0.0	6	0	0	0	0	0.0	0	0
2013 IND	2	1	4	0	4	0.0	0	0	0	0	0	0.0	0	0
2012 IND	1	1	0	1	1	0.0	3	0	0	0	0	0.0	0	0
<b>TOTAL</b>	<b>5</b>	<b>4</b>	<b>15</b>	<b>2</b>	<b>17</b>	<b>0.0</b>	<b>9</b>	<b>0</b>	<b>0</b>	<b>0</b>	<b>0</b>	<b>0.0</b>	<b>0</b>	<b>0</b>



# JACK DOYLE

**Tight End 6-6 267 Western Kentucky**

**NFL Exp: 2 (2nd Year with Colts)**

**How Acquired: W – 2013 (TEN)**

**Born: 5/5/90**

**GP/GS (Postseason): 31/5 (4/1)**

# 84



### CAREER TRANSACTIONS:

- Claimed off waivers (Tennessee) by the Colts on September 1, 2013.
- Signed by the Tennessee Titans as an undrafted free agent on May 10, 2013.

### 2014 (COLTS):

- Saw action in the season opener at Denver (9/7), but did not register a catch. Assisted as a blocking tight end and saw action on special teams, totaling one stop.
- Posted two receptions for 12 yards and added his first career receiving touchdown in the second quarter of a Week 2 loss against Philadelphia (9/15).
- In a Week 3 victory at Jacksonville (9/21), participated at tight end and posted a single-game career-high three receptions for 10 yards.
- Caught one pass for seven yards in a Week 4 win against Tennessee (9/28). Provided a key block on a Colts onside kick attempt that was recovered by wide receiver Griff Whalen in the first quarter.
- Participated in a Week 5 victory against Baltimore (10/5), but did not record a catch. Served as a blocking tight end for the Colts rushing attack and helped the team record its fourth consecutive 100-yard rushing performance.
- In a Week 6 victory at Houston (10/9), finished with two receptions for nine yards.
- Established a career-long catch with a 20-yard reception in the fourth quarter of a Week 7 win against Cincinnati (10/19).
- Saw action at tight end and on special teams in a Week 8 loss at Pittsburgh (10/26). Did not finish with a catch in the game, but registered one tackle.
- In a Week 9 win at the New York Giants (11/3), competed at both tight end and on special teams.
- Saw action at tight end and on special teams in a Week 11 loss against New England (11/16). Was targeted once by Andrew Luck, but did not finish with a catch.
- Caught two passes for eight yards in a Week 12 victory against Jacksonville (11/23).
- Totaled one catch for eight yards against Washington (11/30) in a Week 13 win. Also contributed with one special teams tackle.
- In a Week 14 victory at Cleveland (12/7), participated at tight end and on special teams. Did not finish with a catch or tackle.
- Saw action at tight end and on special teams in a Week 15 win against Houston (12/14). Did not record a catch or a tackle.
- Finished with two receptions for 23 yards with a long catch of 13 yards in a Week 16 loss at Dallas (12/21).
- Started at tight end in a Week 17 victory at Tennessee (12/28) and set a single-game career-high with four receptions totaling 21 yards. He also added his second career touchdown catch with a one-yard score in the second quarter to give the Colts a 14-0 lead.
- Caught three passes for nine yards in the team's AFC Wild Card Playoff win against Cincinnati (1/4/15). Also contributed with two special teams tackles.
- In the team's AFC Divisional Playoff victory at Denver (1/11/15), caught three passes for 14 yards.

### 2013 (COLTS):

- Competed in 15 games (four starts) and compiled five receptions for 19 yards while adding three special teams tackles.
- Was active for his first career NFL game in a Week 2 meeting against Miami (9/15), but did not make a catch.
- In a Week 7 win against Denver (10/20), made his first career NFL reception on a seven-yard pass from quarterback Andrew Luck in the third quarter. Also contributed with one tackle on special teams.
- Made his first career NFL start during the team's Week 9 win at Houston (11/3), but did not register a catch.
- Made a start at tight end during the team's Week 14 loss at Cincinnati (12/8). Finished the game with one reception for eight yards and one special teams tackle.
- In a Week 15 win against Houston (12/15), finished with one reception and contributed with one special teams stop.
- Caught one pass for six yards in a Week 16 victory at Kansas City (12/22).
- Posted one reception for two yards and assisted a Colts rushing attack that finished with 80 yards in a Week 17 win against Jacksonville (12/29).
- Competed in his first career playoff game during the team's Wild Card Playoff victory against Kansas City (1/4/14). Assisted the Colts in rushing for 100 total yards as running back Donald Brown led the team with 55 yards on 11 carries while adding a rushing and receiving touchdown.
- Started his first career postseason contest at tight end during the team's Divisional Playoff loss at New England (1/11/14). Finished with one reception for seven yards. Also participated on special teams and recorded two tackles.

### COLLEGE:

- In four seasons at Western Kentucky University, totaled 162 receptions for 1,769 yards and eight touchdowns in 42 games played.
- Finished second on WKU's all-time career receptions list.
- As a senior in 2012, was named First Team All-Sun Belt Conference after setting career highs with 53 receptions and five touchdowns. Also posted 566 receiving yards.
- Led the team in receptions and receiving yards for the second consecutive season.
- Was one-of-eight semifinalists for the John Mackey Award, given annually to the nation's top tight end.
- Helped guide WKU to its first FBS bowl game in school history (Little Caesars Pizza Bowl against Central Michigan).
- As a junior in 2011, named a Second Team All-Sun Belt Conference performer after leading the team and setting career highs in receptions (52) and receiving yards (614) while playing in all 12 regular season games for the first time in his career.

### PERSONAL:

- Earned three letters in football at Cathedral High School in Indianapolis.
- Earned Special Selection All-State, Associated Press Honorable Mention All-State, *Indianapolis Star* Honorable Mention All-City and First Team All-Catholic honors.
- Posted 21 receptions for 400 yards and four touchdowns during his senior season.

### DOYLE SINGLE-GAME HIGHS

Rec: 4 at TEN (12/28/14)  
 Yards: 23 at DAL (12/21/14)  
 TDs: 1, two times (Last at TEN 12/28/14)  
 LG: 20 vs. CIN (10/19/14)



- Was a key member of the 2006 state championship team.
- Also lettered in rugby, winning a state title in 2008.
- Made a visit to Riley Hospital during the 2013 season.
- Majored in physical education.
- A native of Indianapolis.

#### 2014 GAME-BY-GAME STATISTICS

Date/Opp.	RECEIVING						RUSHING					
	GP	GS	No.	Yards	Avg.	LG	TD	No.	Yards	Avg.	LG	TD
9/7 @ DEN	1	0	0	0	0.0	0	0	0	0	0.0	0	0
9/15 vs. PHI	1	0	2	12	6.0	10	1	0	0	0.0	0	0
9/21 @ JAX	1	0	3	10	3.3	6	0	0	0	0.0	0	0
9/28 vs. TEN	1	0	1	7	7.0	7	0	0	0	0.0	0	0
10/5 vs. BAL	1	0	0	0	0.0	0	0	0	0	0.0	0	0
10/9 @ HOU	1	0	2	9	4.5	6	0	0	0	0.0	0	0
10/19 vs. CIN	1	0	1	20	20.0	20	0	0	0	0.0	0	0
10/26 @ PIT	1	0	0	0	0.0	0	0	0	0	0.0	0	0
11/3 @ NYG	1	0	0	0	0.0	0	0	0	0	0.0	0	0
11/16 vs. NE	1	0	0	0	0.0	0	0	0	0	0.0	0	0
11/23 vs. JAX	1	0	2	8	4.0	7	0	0	0	0.0	0	0
11/30 vs. WAS	1	0	1	8	8.0	8	0	0	0	0.0	0	0
12/7 @ CLE	1	0	0	0	0.0	0	0	0	0	0.0	0	0
12/14 vs. HOU	1	0	0	0	0.0	0	0	0	0	0.0	0	0
12/21 @ DAL	1	0	2	23	11.5	13	0	0	0	0.0	0	0
12/28 @ TEN	1	1	4	21	5.3	7	1	0	0	0.0	0	0
<b>2014 TOTALS</b>	<b>16</b>	<b>1</b>	<b>18</b>	<b>118</b>	<b>6.6</b>	<b>20</b>	<b>2</b>	<b>0</b>	<b>0</b>	<b>0.0</b>	<b>0</b>	<b>0</b>

#### 2014 POSTSEASON GAME-BY-GAME STATISTICS

Date/Opp.	RECEIVING						RUSHING					
	GP	GS	No.	Yards	Avg.	LG	TD	No.	Yards	Avg.	LG	TD
1/4 vs. CIN	1	0	3	9	3.0	4	0	0	0	0.0	0	0
1/11 @ DEN	1	0	3	14	4.7	8	0	0	0	0.0	0	0
1/18 @ NE												
<b>2014 TOTALS</b>	<b>2</b>	<b>0</b>	<b>6</b>	<b>23</b>	<b>3.8</b>	<b>8</b>	<b>0</b>	<b>0</b>	<b>0</b>	<b>0.0</b>	<b>0</b>	<b>0</b>

#### CAREER REGULAR SEASON STATISTICS


Year	RECEIVING						RUSHING					
	GP	GS	No.	Yards	Avg.	LG	TD	No.	Yards	Avg.	LG	TD
2014 IND	16	1	18	118	6.6	20	2	0	0	0.0	0	0
2013 IND	15	4	5	19	3.8	8	0	0	0	0.0	0	0
<b>TOTAL</b>	<b>31</b>	<b>5</b>	<b>23</b>	<b>137</b>	<b>6.0</b>	<b>20</b>	<b>2</b>	<b>0</b>	<b>0</b>	<b>0.0</b>	<b>0</b>	<b>0</b>

#### CAREER POSTSEASON STATISTICS

Year	RECEIVING						RUSHING					
	GP	GS	No.	Yards	Avg.	LG	TD	No.	Yards	Avg.	LG	TD
2014 IND	2	0	6	23	3.8	8	0	0	0	0.0	0	0
2013 IND	2	1	1	7	7.0	7	0	0	0	0.0	0	0
<b>TOTAL</b>	<b>4</b>	<b>1</b>	<b>7</b>	<b>30</b>	<b>4.3</b>	<b>8</b>	<b>0</b>	<b>0</b>	<b>0</b>	<b>0.0</b>	<b>0</b>	<b>0</b>

**SPECIAL TEAMS TACKLES:** 6 (2014 - 3, 2013 - 3)

**POSTSEASON SPECIAL TEAMS TACKLES:** 4 (2014 - 2, 2013 - 2)



**COBY FLEENER**  
**Tight End 6-6 251 Stanford**  
**NFL Exp: 3 (3rd Year with Colts)**  
**How Acquired: D2 – 2012 (34th overall)**  
**Born: 9/20/88**  
**GP/GS (Postseason): 44/34 (5/5)**

**80**



**CAREER TRANSACTIONS:**

- Selected by the Colts in the second round (34th overall) of the 2012 NFL Draft.

**PRO CAREER:**

- Ranked second among NFL rookie tight ends with 26 receptions for 281 yards in 2012.
- Caught his first NFL touchdown on a 26-yard reception at Detroit (12/2/12).
- Posted his first career 100-yard receiving performance (107) in the team's victory at Tennessee on November 14, 2013.
- Set a career-high with 144 receiving yards on Nov. 16, 2014 against New England.
- Became the first tight end with touchdown catches of 70-plus yards and 30-plus yards in the same game since 1972 (Rich Caster) when he caught four passes for 127 yards and two touchdowns against Washington on Nov. 30, 2014.

**2014 (COLTS):**

- Compiled three receptions for 21 yards with a long reception of 12 yards making a start at tight end in the season opener at Denver (9/7).
- Finished with one reception for 13 yards in a Week 2 loss against Philadelphia (9/15).
- Started at tight end in a Week 3 victory at Jacksonville (9/21) and caught four passes for 49 yards and one touchdown. The touchdown was his first of the season and seventh of his career.
- Finished with two receptions for 26 yards and one touchdown starting at tight end in a Week 4 victory against Tennessee (9/28). Has scored touchdowns in back-to-back games for the first time in his career.
- In a Week 5 victory against Baltimore (10/5), started at tight end and caught one pass for 30 yards. Surpassed 1,000 receiving yards for his career.
- Recorded two receptions for 11 yards and one touchdown in a Week 6 victory at Houston (10/9). The score came on Andrew Luck's second touchdown pass of the game (four yards) giving the Colts a 24-0 lead. The touchdown was his third in the last four games.
- Started at tight end in a Week 7 win against Cincinnati (10/19) and caught four passes for 64 yards (16.0 avg.). Had a long catch of 26 yards.
- Caught one pass for four yards starting at tight end in a Week 8 loss at Pittsburgh (10/26).
- In a Week 9 victory at the New York Giants (11/3), led the team with 77 receiving yards on four receptions. Logged his fourth touchdown of the season on a 32-yard grab in the second quarter to give the Colts a 10-0 lead. The catch was his longest of the season. Also added a 21-yard gain on the play prior to his touchdown. With the score, tied his single-season career-high (four in 2013) and now has 10 for his career. With four receptions, reached 100 for his career.
- Started at tight end in a Week 11 loss against New England (11/16) and caught seven passes for a career-high 144 yards with a career-long reception of 45 yards. It was the second 100-yard performance of his career. The 144 receiving yards tie the third highest total by a tight end in club history and are the most since Dallas Clark registered 183 receiving yards in 2009.
- Notched two catches for 28 yards, starting at tight end in a Week 12 win against Jacksonville (11/23).
- In a Week 13 victory against Washington (11/30), caught four passes for 127 yards and two touchdowns. It was Fleener's third career 100-yard contest and second of the season. Also posted his first career multiple-touchdown game. On his first reception of the game, caught a 30-yard touchdown to give the Colts a 7-3 lead. Set a new single-season career-high with five touchdowns and added his sixth in the third quarter. Established a new career-long reception with a 73-yard touchdown in the third quarter. The score gave the Colts a 42-24 lead. Became the first tight end with touchdown catches of 70-plus yards and 30-plus yards in the same game since 1972 (Rich Caster).
- Started at tight end in a Week 14 win at Cleveland (12/7) and caught five passes for 56 yards. On his second catch of the game, an 18-yard grab in the second quarter, set a new single-season career-high in receiving yards. Was on the receiving end of Andrew Luck's 1,000th career reception.
- Caught two passes for 32 yards with a long catch of 22 yards in a Week 15 victory against Houston (12/14) starting at tight end.
- In a Week 16 loss at Dallas (12/21), started at tight end and caught four passes for 36 yards with a long reception of 17 yards.
- Started at tight end in a Week 17 win at Tennessee (12/28) and caught five passes for 56 yards and two touchdowns. It was his second career multiple touchdown game and his first dating back to a Week 13 win against Washington. Gave the Colts a 7-0 lead in the first quarter with his seven-yard touchdown reception. Added his second score on an eight-yard catch from Matt Hasselbeck in the fourth quarter to give the Colts a 27-10 lead. With the two touchdowns, finished the regular season with a single-season career-high of eight and tied Dwayne Allen (eight in 2014) and Marcus Pollard (eight in 2001) for the fourth-most receiving touchdowns in a single season by a tight end in Colts history.
- In the team's AFC Wild Card Playoff victory against Cincinnati (1/4/15), started at tight end and caught one pass for 18 yards.
- Started at tight end in the team's AFC Divisional Playoff win at Denver (1/11/15) and caught three passes for 49 yards with a long reception of 32 yards.

**2013 (COLTS):**

- Started 12-of-16 games at tight end and caught 52 passes for 608 yards and four touchdowns.
- Started at tight end in the team's Week 2 loss against Miami (9/15) and contributed with four catches for 69 yards and one touchdown. Caught a long reception of 40 yards while the touchdown was the third of his career and the first since the 2012 regular season finale against the Houston Texans.
- In a Week 4 win at Jacksonville (9/29), finished the contest with five receptions for 77 yards and one touchdown. The touchdown was the fourth of his career and his second of the season.
- Tied the team lead with five receptions while adding 38 receiving yards and one touchdown in the team's Week 7 victory against Denver (10/20). Was on the receiving end of the team's third touchdown of the first half when quarterback Andrew Luck ran the two-minute drill and found him for an eight-yard touchdown and a 26-14 halftime lead.
- Finished second on the team with three catches for 64 yards starting at tight end in the team's Week 9 victory at Houston (11/3). Logged a career-long 44-

<b>FLEENER SINGLE-GAME HIGHS</b>	
Rec:	8 at TEN (11/14/13)
Yards:	144 vs. NE (11/16/14)
TDs:	2, two times (Last at TEN 12/28/14)
LG:	73t vs. WAS (11/30/14)

- yard reception in the first quarter and added a two-point conversion in the fourth quarter.
- Led the team in receiving and established a career-high with eight receptions while adding 107 yards in a Week 11 win at Tennessee (11/14). The last Colts tight end to record 100-plus receiving yards in a game prior to Fleener was Jacob Tamme who finished with 108 yards at Philadelphia on Nov. 7, 2010. Finished the game with three receptions over 15 yards (39, 17 and 16).
- In a Week 12 loss at Arizona (11/24), started at tight end and caught four passes for 55 yards and one touchdown on a 17-yard catch.
- Started at tight end in the team's Week 13 victory against Tennessee (12/1). Led the team with 50 receiving yards on three receptions while adding a long gain of 21 yards in the first quarter.
- Started at tight end during the team's Wild Card Playoff victory against Kansas City (1/4/14). Caught five passes for 46 yards and notched his first career postseason touchdown in the third quarter to cut Kansas City's lead to 41-31.
- In the team's Divisional Playoff loss at New England (1/11/14), started at tight end and led the team with six receptions while adding 74 yards. Contributed with a long reception of 29 yards.

#### 2012 (COLTS):

- Played in 12 games (10 starts) in his rookie season. Caught 26 passes for 281 yards and two touchdowns.
- In his first career NFL game, started at tight end against Chicago (9/9) and ranked second on the team in receiving with six receptions for 82 yards (13.7 avg.) and a long reception of 24 yards.
- Finished second on the team in receiving with five catches for 41 yards against Green Bay (10/7).
- Started at tight end and caught four passes for 42 yards against the New York Jets (10/14).
- Returned from a shoulder injury to start at tight end at Detroit (12/2). Caught his first career touchdown on a 26-yard toss from Andrew Luck in the second quarter. The catch was also his longest of the season.
- Caught one pass for a one-yard touchdown, his second of the season against Houston (12/30).
- Started at tight end and caught three passes for 25 yards in the team's AFC Wild Card Playoff loss at Baltimore (1/6/13).

#### COLLEGE:

- Appeared in 51 games (16 starts) with the Stanford Cardinal, amassing 1,543 yards and 18 touchdowns on 96 receptions. Also contributed with three solo tackles and two blocked kicks.
- Earned First Team All-America honors from *The Sporting News*, adding second-team accolades from *Yahoo! Sports* and third-team recognition from *The NFL Draft Report* following his senior season.
- Named a First Team All-Pac-12 Conference selection in 2011 and a Second Team All-Pac-10 Conference choice by the league's coaches and media in 2010.
- Recorded 10 touchdown grabs in 2011 to tie Troy Walters (1999) and Ken Margerum (1979) for third on the Cardinal season record list.
- Tied Tony Hill (1973-76) and Vincent White (1979-1982) for fifth on the school career record list with 18 touchdown receptions.
- Set the Stanford record for highest average per reception by a tight end (19.6) as a senior, ranking fifth on the school's overall annual record chart.

#### PERSONAL:

- Attended Joliet (Ill.) Catholic Academy and was regarded as one of the best tight ends in the state.
- Rated the state's 15th-best overall prospect and the 40th-best tight end in the nation by *Rivals.com*.
- Named all-conference, all-area, all-state and academic all-state, in addition to receiving All-East Suburban Catholic Football League accolades. Also added all-state recognition from *Tom Lemming's Prep Football Report* and All-Midwest honors from *PrepStar*.
- Finished his senior season with 34 receptions for 706 yards and eight touchdowns.
- Earned all-area honors for basketball.
- Was a volunteer for the Colts IndyHumane Visit and served as a reader for the Colts Day in Schools event.
- Serves as a co-spokesperson for "Find Your Favorite" Campaign encouraging youth to be healthy by eating fruits and vegetables.
- Participated in the Colts QB Shopping event with Shepherd Community Center as a volunteer shopper.
- Participated in the 2012 Colts Rookie Community Blitz at Concord Neighborhood Center, helping local children with reading, crafts and fitness activities.
- As a part of the Colts Community Ticket Block program, joined 2012 rookie teammates in donating 10 tickets per game to youth organizations.
- Majored in science, technology and society at Stanford and earned a master's degree in media studies.
- A native of Lemont, Ill.

**2014 GAME-BY-GAME STATISTICS**

Date/Opp.	RECEIVING						RUSHING					
	GP	GS	No.	Yards	Avg.	LG	TD	No.	Yards	Avg.	LG	TD
9/7 @ DEN	1	1	3	21	7.0	12	0	0	0	0.0	0	0
9/15 vs. PHI	1	0	1	13	13.0	13	0	0	0	0.0	0	0
9/21 @ JAX	1	1	4	49	12.3	23	1	0	0	0.0	0	0
9/28 vs. TEN	1	0	2	26	13.0	24	1	0	0	0.0	0	0
10/5 vs. BAL	1	1	1	30	30.0	30	0	0	0	0.0	0	0
10/9 @ HOU	1	0	2	11	5.5	7	1	0	0	0.0	0	0
10/19 vs. CIN	1	1	4	64	16.0	26	0	0	0	0.0	0	0
10/26 @ PIT	1	1	1	4	4.0	4	0	0	0	0.0	0	0
11/3 @ NYG	1	0	4	77	19.3	32t	1	0	0	0.0	0	0
11/16 vs. NE	1	1	7	144	20.6	45	0	0	0	0.0	0	0
11/23 vs. JAX	1	1	2	28	14.0	14	0	0	0	0.0	0	0
11/30 vs. WAS	1	1	4	127	31.8	73t	2	0	0	0.0	0	0
12/7 @ CLE	1	1	5	56	11.2	18	0	0	0	0.0	0	0
12/14 vs. HOU	1	1	2	32	16.0	22	0	0	0	0.0	0	0
12/21 @ DAL	1	1	4	36	9.0	17	0	0	0	0.0	0	0
12/28 @ TEN	1	1	5	56	11.2	20	2	0	0	0.0	0	0
<b>2014 TOTALS</b>	<b>16</b>	<b>12</b>	<b>51</b>	<b>774</b>	<b>15.2</b>	<b>73t</b>	<b>8</b>	<b>0</b>	<b>0</b>	<b>0.0</b>	<b>0</b>	<b>0</b>

**2014 POSTSEASON GAME-BY-GAME STATISTICS**

Date/Opp.	RECEIVING						RUSHING					
	GP	GS	No.	Yards	Avg.	LG	TD	No.	Yards	Avg.	LG	TD
1/4 vs. CIN	1	1	1	18	18.0	18	0	0	0	0.0	0	0
1/11 @ DEN	1	1	3	49	16.3	32	0	0	0	0.0	0	0
1/18 @ NE												
<b>2014 TOTALS</b>	<b>2</b>	<b>2</b>	<b>4</b>	<b>67</b>	<b>16.8</b>	<b>32</b>	<b>0</b>	<b>0</b>	<b>0</b>	<b>0.0</b>	<b>0</b>	<b>0</b>

**CAREER REGULAR SEASON STATISTICS**

Year	RECEIVING						RUSHING					
	GP	GS	No.	Yards	Avg.	LG	TD	No.	Yards	Avg.	LG	TD
2014 IND	16	12	51	774	15.2	73t	8	0	0	0.0	0	0
2013 IND	16	12	52	608	11.7	44	4	0	0	0.0	0	0
2012 IND	12	10	26	281	10.8	26t	2	0	0	0.0	0	0
<b>TOTAL</b>	<b>44</b>	<b>34</b>	<b>129</b>	<b>1663</b>	<b>12.9</b>	<b>73t</b>	<b>14</b>	<b>0</b>	<b>0</b>	<b>0.0</b>	<b>0</b>	<b>0</b>

**CAREER POSTSEASON STATISTICS**

Year	RECEIVING						RUSHING					
	GP	GS	No.	Yards	Avg.	LG	TD	No.	Yards	Avg.	LG	TD
2014 IND	2	2	4	67	16.8	32	0	0	0	0.0	0	0
2013 IND	2	2	11	120	10.9	29	1	0	0	0.0	0	0
2012 IND	1	1	3	25	8.3	12	0	0	0	0.0	0	0
<b>TOTAL</b>	<b>5</b>	<b>5</b>	<b>18</b>	<b>212</b>	<b>11.8</b>	<b>32</b>	<b>1</b>	<b>0</b>	<b>0</b>	<b>0.0</b>	<b>0</b>	<b>0</b>





# JERRELL FREEMAN

Inside Linebacker 6-0 240 Mary Hardin-Baylor

NFL Exp: 3 (3rd Year with Colts)

How Acquired: FA – 2012

Born: 5/1/86

GP/GS (Postseason): 44/44 (5/4)

# 50



## CAREER TRANSACTIONS:

- Signed by the Colts to a reserve/future contract on January 19, 2012.
- Signed by the Saskatchewan Roughriders of the Canadian Football League in 2009.
- Released by the Tennessee Titans prior to the start of the 2008 regular season.
- Originally signed by the Titans as an undrafted free agent in 2008.

## PRO CAREER:

- Set a franchise record and ranked fifth in the NFL for tackles in a season with 203 in 2012. Became only the second Colts defender in franchise history to top 200 tackles in a season (203 in 2012 and 169 in 2013).
- Has led the Colts in tackles in each of the last two seasons (2012-13).
- Became the first undrafted NFL player to return an interception for a touchdown in his NFL debut since 1987. Was also the first Colts undrafted player to accomplish the feat in his NFL debut.
- Set a franchise record for the most forced fumbles by a Colts undrafted player in franchise history with six in 2013.
- Named AFC Defensive Player of the Week for the first time in his career following his performance at Kansas City on December 22, 2013.
- Was named to the 2013 *USA Today* All-Joe Team.

## 2014 (COLTS):

- Started at inside linebacker in the season opener at Denver (9/7). Led the team with 14 tackles (six solo) while adding one forced fumble.
- Listed as inactive for a Week 2 contest against Philadelphia (9/15).
- Was inactive for the team's Week 3 victory at Jacksonville (9/21).
- Listed as inactive for a Week 4 victory against Tennessee (9/28).
- Started at WILL linebacker in a Week 5 win against Baltimore (10/5) and led the team with 14 tackles (seven solo) and one tackle for loss. Was part of a defense that held Baltimore to 1-of-11 (nine percent) on third down conversions.
- In a Week 6 victory at Houston (10/9), started at WILL linebacker and posted a team-leading nine tackles (five solo) and one pass defended. Was part of a defense that held the Texans to one third down conversion while allowing only 196 net passing yards.
- Compiled a team-leading 13 tackles (six solo), one tackle for loss and one pass defended starting at WILL linebacker in a Week 7 win against Cincinnati (10/19). Was part of a defense that allowed only 135 net yards in the shutout win.
- Started at WILL linebacker in a Week 8 loss at Pittsburgh (10/26) and finished with 14 tackles (eight solo) and one pass defended.
- In a Week 9 victory at the New York Giants (11/3), led the team with 11 tackles and one tackle for loss. Was part of a defense that limited the Giants to 89 rushing yards.
- Registered 10 tackles (seven solo) starting at WILL linebacker in a Week 11 loss against New England (11/16).
- Started at WILL linebacker in a Week 12 win against Jacksonville (11/23) and totaled 11 tackles (nine solo) and half of a sack. Was part of a defense that held the Jaguars to 194 net yards.
- In a Week 13 victory against Washington (11/30), started at WILL linebacker and tied for the team lead with 12 tackles (seven solo), 1.0 sack and one pass defended. With 12 tackles, posted his third straight 100-tackle season. Earned his first full sack of the season in the first quarter when he took down Colt McCoy for a five-yard loss, leading to a Redskins punt.
- Totaled 10 tackles (five solo), starting at WILL linebacker in a Week 14 win at Cleveland (12/7). Added one quarterback hit and one pass defended as the defense limited the Browns to 137 net passing yards.
- Started at WILL linebacker in a Week 15 victory against Houston (12/14) and led the team with 14 tackles (seven solo) and one pass defended. Was part of a defense that held the Texans to 289 net yards.
- In a Week 16 loss at Dallas (12/21), tied for the team lead with 12 tackles (six solo) starting at WILL linebacker.
- Listed as inactive for a Week 17 win at Tennessee (12/28).
- Started at WILL linebacker during the team's AFC Wild Card Playoff victory against Cincinnati (1/4/15) and led the team with 16 tackles (13 solo), 1.5 sacks and one forced fumble. His half sack came on the final play of the third quarter to force a Bengals punt. He then added his full sack in the fourth quarter and forced a fumble on the play, which was recovered by teammate Montori Hughes.
- In the team's AFC Divisional Playoff win at Denver (1/11/15), started at WILL linebacker and totaled eight tackles and one fumble recovery. Recovered a sack-forced fumble from Jonathan Newsome in the second quarter. The fumble recovery was the first of his postseason career and led to a Colts touchdown.

## 2013 (COLTS):

- Started all 16 games at WILL linebacker and led the Colts with 169 tackles (111 solo) while contributing with 5.5 sacks, six forced fumbles, two fumble recoveries, two interceptions and six passes defended. Added 24 tackles and one pass defended in two postseason contests.
- Against the Dolphins in Week 2 (9/15), posted the first multiple-sack game of his career while forcing a fumble on his first takedown in the third quarter. The turnover led to a Colts 38-yard field goal by Adam Vinatieri. Freeman added his second sack of the game in the third quarter, which led to a Dolphins punt. Also contributed with seven tackles (six solo).
- Led the Colts with nine tackles (seven solo) in the team's Week 3 victory at San Francisco (9/22). Notched a sack and forced fumble in the fourth quarter. The sack was his third of the season and the fifth of his career. The forced fumble was his second of the year and third of his career.
- In a Week 4 victory at Jacksonville (9/29), led the team with 10 tackles (five solo) and was part of a defense that limited the Jaguars to three points and 205 net yards.
- Led the team with 14 tackles (11 solo) and added one tackle for loss in the team's Week 5 victory against Seattle (10/6). Made a crucial tackle when he stopped Seahawks quarterback Russell Wilson on a third down rush in the fourth quarter, which led to a punt.
- In a Week 7 victory against Denver (10/20), led the team with 12 tackles (eight

## FREEMAN SINGLE-GAME HIGHS

Tackles:	19 at NYJ (10/14/12)
Sacks:	2.0 vs. MIA (9/15/13)
FF:	2 vs. HOU (12/15/13)
FR:	1, two times (Last: at KC 12/22/13)

- solo) while adding a half of a sack and one pass defended. Was part of a defense that limited the Broncos to 64 rushing yards while holding Denver to 2013 single-game first half lows in net yards (134) and net passing yards (101).
- Tied for the team lead with 12 tackles (eight solo) in a Week 10 loss against St. Louis (11/10).
- In a Week 11 victory at Tennessee (11/14), tied for the team lead with 10 tackles (six solo).
- In a Week 12 loss at Arizona (11/24), led the team with 13 tackles (eight solo) while adding one tackle for loss.
- Led the team with 13 tackles (nine solo), while contributing with one interception, one pass defended and one fumble recovery during the team's Week 13 win against Tennessee (12/1). The interception came on the Titans final possession of the game with 33 seconds remaining in the fourth quarter. It was his first of the season and the second of his career. Recovered his first career fumble off of a Robert Mathis sack-forced fumble.
- In a Week 15 victory against Houston (12/15), led the team with 10 tackles (seven solo) and a career-high two forced fumbles. Tied Tony Siragusa (five) for the most career forced fumbles by an undrafted Colts player. The two forced fumbles are the most for a Colts defensive player in a game dating back to Sept. 19, 2010 (Dwight Freeney against the New York Giants).
- Recorded a team-leading seven tackles (three solo), 1.0 sack, one interception, one forced fumble, one fumble recovery and two passes defended in a Week 16 win at Kansas City (12/22). With his sack, he tied Larry Chester (6.5) for the third-most career sacks by a Colts undrafted player. With his forced fumble, he set a franchise record for the most forced fumbles by a Colts undrafted player in franchise history, topping Tony Siragusa's previous record of five. His fumble recovery led to a Colts touchdown two plays later. Was named AFC Defensive Player of the Week for his performance.
- In a Week 17 victory against Jacksonville (12/29), led the team with 10 tackles (six solo). Also contributed with 1.0 sack, one forced fumble and two passes defended. The forced fumble led to a Colts touchdown. Passed Larry Chester (6.5) for sole possession of the third-most sacks by an undrafted player in Colts history.
- Started at WILL linebacker during the team's Wild Card Playoff victory against Kansas City (1/4/14) and recorded nine tackles (six solo), one tackle for loss and one pass defended.
- Led the team with 15 tackles (eight solo) in the team's Divisional Playoff loss at New England (1/11/14).

#### 2012 (COLTS):

- Started at inside linebacker in all 16 games. Led the team with 203 tackles (116 solo), 2.0 sacks, one interception, three passes defended and one forced fumble.
- In his first career NFL start at Chicago (9/9), led the team with 13 tackles (six solo), one pass defended and one interception, which he returned four yards for a touchdown.
- Led the team in tackles (18) while contributing with his first career sack and forced fumble against Minnesota (9/16).
- Led the team in tackles for the fifth consecutive week with 19 (eight solo) against the New York Jets (10/14).
- Led the team in tackles for the ninth occasion of the season against Buffalo (11/25) with 18 (13 solo), which tied his second-highest single-game total. Added his second sack of the year when he brought down Bills quarterback Ryan Fitzpatrick in the first quarter.
- Recorded 15 stops (10 solo) in the team's playoff-clinching victory at Kansas City (12/23).
- Led the team in tackles (11) for the 13th game starting at WILL linebacker against Houston (12/30). With 11 tackles, he became the second Colts defender to top 200 tackles in a season and set a new franchise record while ranking fifth in the NFL for tackles in a season with 203, topping Jeff Herrod's mark of 200 in 1994.
- Started at WILL linebacker in his first career playoff game and contributed with six tackles (two solo) at Baltimore (1/6/13).

#### CFL CAREER:

- In three seasons with the Saskatchewan Roughriders of the CFL (2009-2011), totaled 144 tackles, 13.0 sacks, three interceptions, four fumble recoveries and one touchdown.
- Was a three-time CFL Defensive Player of the Week and 2011 CFL All-Star.
- Participated in two CFL Grey Cup games with the Roughriders.

#### COLLEGE:

- Finished his career at the University of Mary Hardin-Baylor (2004-07) as the school's all-time leader in tackles and became the first Cru player to go over 300 career tackles.
- Named *D3football.com* Defensive Player of the Year as a senior.
- Was a three-time First Team All-American Southwest Conference selection.
- Finished his senior season with 112 tackles, 18.5 tackles for loss, 6.0 sacks, three forced fumbles, seven passes defended and one blocked punt that he returned for a touchdown.

#### PERSONAL:

- Attended University High School in Waco, Texas where he grew up.
- Participated in numerous NFL PLAY 60 activities and events.
- Volunteered at the Indianapolis Humane Society.
- Served meals to homeless men at Wheeler Mission as part of the Safe Coverage Foundation visit.
- Assisted in the annual Colts Playground Build.
- Served as a host during the United Way Cold Feet Warm Shoes event.
- Took part as a Colts Community Ticket Block sponsor.
- Donated youth sports equipment for the Waco School Corporation's Explosion Disaster Relief.

**2014 GAME-BY-GAME STATISTICS**

Date/Opp.	GP	GS	Solo	Asst.	Total	Sacks	PD	FF	FR	INT	Yds	Avg.	LG	TD
9/7 @ DEN	1	1	6	8	14	0.0	0	1	0	0	0	0.0	0	0
9/15 vs. PHI	INACTIVE													
9/21 @ JAX	INACTIVE													
9/28 vs. TEN	INACTIVE													
10/5 vs. BAL	1	1	7	7	14	0.0	0	0	0	0	0	0.0	0	0
10/9 @ HOU	1	1	5	4	9	0.0	1	0	0	0	0	0.0	0	0
10/19 vs. CIN	1	1	7	6	13	0.0	1	0	0	0	0	0.0	0	0
10/26 @ PIT	1	1	8	6	14	0.0	1	0	0	0	0	0.0	0	0
11/3 @ NYG	1	1	4	7	11	0.0	0	0	0	0	0	0.0	0	0
11/16 vs. NE	1	1	7	3	10	0.0	0	0	0	0	0	0.0	0	0
11/23 vs. JAX	1	1	9	2	11	0.5	0	0	0	0	0	0.0	0	0
11/30 vs. WAS	1	1	7	5	12	1.0	1	0	0	0	0	0.0	0	0
12/7 @ CLE	1	1	5	5	10	0.0	1	0	0	0	0	0.0	0	0
12/14 vs. HOU	1	1	7	7	14	0.0	1	0	0	0	0	0.0	0	0
12/21 @ DAL	1	1	6	6	12	0.0	0	0	0	0	0	0.0	0	0
12/28 @ TEN	INACTIVE													
<b>2014 TOTALS</b>	<b>12</b>	<b>12</b>	<b>78</b>	<b>66</b>	<b>144</b>	<b>1.5</b>	<b>6</b>	<b>1</b>	<b>0</b>	<b>0</b>	<b>0</b>	<b>0.0</b>	<b>0</b>	<b>0</b>

**2014 POSTSEASON GAME-BY-GAME STATISTICS**

Date/Opp.	GP	GS	Solo	Asst.	Total	Sacks	PD	FF	FR	INT	Yds	Avg.	LG	TD
1/4 vs. CIN	1	1	13	3	16	1.5	0	1	0	0	0	0.0	0	0
1/11 @ DEN	1	1	6	2	8	0.0	0	0	1	0	0	0.0	0	0
1/18 @ NE														
<b>2014 TOTALS</b>	<b>2</b>	<b>2</b>	<b>19</b>	<b>5</b>	<b>24</b>	<b>1.5</b>	<b>0</b>	<b>1</b>	<b>1</b>	<b>0</b>	<b>0</b>	<b>0.0</b>	<b>0</b>	<b>0</b>

**CAREER REGULAR SEASON STATISTICS**

Year	GP	GS	Solo	Asst.	Total	Sacks	PD	FF	FR	INT	Yds	Avg.	LG	TD
2014 IND	12	12	78	66	144	1.5	6	1	0	0	0	0.0	0	0
2013 IND	16	16	111	58	169	5.5	6	6	2	2	13	6.5	13	0
2012 IND	16	16	116	87	203	2.0	3	1	0	1	4	4.0	4t	1
<b>TOTAL</b>	<b>44</b>	<b>44</b>	<b>305</b>	<b>211</b>	<b>516</b>	<b>9.0</b>	<b>15</b>	<b>8</b>	<b>2</b>	<b>3</b>	<b>17</b>	<b>5.7</b>	<b>13</b>	<b>1</b>

**CAREER POSTSEASON STATISTICS**

Year	GP	GS	Solo	Asst.	Total	Sacks	PD	FF	FR	INT	Yds	Avg.	LG	TD
2014 IND	2	2	19	5	24	1.5	0	1	1	0	0	0.0	0	0
2013 IND	2	1	14	10	24	0.0	1	0	0	0	0	0.0	0	0
2012 IND	1	1	2	4	6	0.0	0	0	0	0	0	0.0	0	0
<b>TOTAL</b>	<b>5</b>	<b>4</b>	<b>35</b>	<b>19</b>	<b>54</b>	<b>1.5</b>	<b>1</b>	<b>1</b>	<b>1</b>	<b>0</b>	<b>0</b>	<b>0.0</b>	<b>0</b>	<b>0</b>

**SPECIAL TEAMS TACKLES: 5 (2012 - 5)**



**JOSH GORDY**  
**Cornerback 5-11 195 Central Michigan**  
**NFL Exp: 4 (3rd Year with Colts)**  
**How Acquired: T – 2012 (St. Louis)**  
**Born: 2/9/87**  
**GP/GS (Postseason): 59/11 (5/0)**

**27**



**CAREER TRANSACTIONS:**

- Acquired by the Colts in a trade with the St. Louis Rams in exchange for an undisclosed selection in the 2014 NFL Draft on August 21, 2012.
- Elevated to the Rams 53-man roster from the practice squad on September 21, 2011.
- Signed to the St. Louis practice squad on September 6, 2011.
- Released from the Green Bay Packers on September 3, 2011.
- Elevated to the Packers 53-man roster from the practice squad on December 1, 2010.
- Signed to the Green Bay practice squad on September 15, 2010.
- Released by the Jacksonville Jaguars on August 31, 2010.
- Signed as an undrafted free agent by the Jaguars on April 26, 2010.

**2014 (COLTS):**

- Competed at cornerback and on special teams in a Week 1 contest at Denver (9/7). Did not make a tackle in the game.
- In a Week 2 meeting against Philadelphia (9/15), saw action in the secondary and on special teams, but did not make a tackle.
- Participated at cornerback and on special teams in a Week 3 victory at Jacksonville (9/21). Finished the game with one tackle.
- Saw action in the secondary and on special teams in Indianapolis' Week 4 victory against Tennessee (9/28). Did not finish with a tackle in the game.
- Compiled one tackle in the team's Week 5 victory against Baltimore (10/5). Was part of a secondary that limited the Ravens to 197 net passing yards.
- In a Week 6 win at Houston (10/9), set a single-game career-high with six tackles (three solo) and added one pass defended. Was part of a secondary that held the Texans to 196 net yards.
- Made his first start of the season in a Week 7 victory against Cincinnati (10/19). Finished with three solo tackles and was part of a defense that held the Bengals to 135 net yards in the shutout win.
- Totaled three tackles and one pass defended in a Week 8 loss at Pittsburgh (10/26).
- In a Week 9 win at the New York Giants (11/3), finished with four solo tackles and one special teams stop. Was part of a defense that held the Giants to 89 rushing yards.
- Competed in the secondary and on special teams and finished with one tackle in a Week 11 loss against New England (11/16).
- Totaled three tackles in the secondary and participated on special teams in a Week 12 victory against Jacksonville (11/23).
- In a Week 13 win against Washington (11/30), totaled three tackles and one pass defended. Also saw action on special teams.
- Contributed with one tackle, one interception, one pass defended and one tackle on special teams in a Week 14 victory at Cleveland (12/7). The interception was his first of the season and the fifth of his career. It came on Cleveland's final drive of the game to solidify the win. Was part of a secondary that held the Browns to 137 net passing yards.
- Participated in the secondary and on special teams in a Week 15 win against Houston (12/14), but did not finish with a tackle.
- In a Week 16 loss at Dallas (12/21), saw action in the secondary and on special teams, but did not record a tackle.
- Saw action at cornerback and on special teams in a Week 17 victory at Tennessee (12/28), but did not register a tackle.
- Competed at cornerback and on special teams during the team's AFC Wild Card Playoff win against Cincinnati (1/4/15), but did not total a tackle.
- In the team's AFC Divisional Playoff victory at Denver (1/11/15), competed at cornerback and on special teams, but did not finish with a tackle.

**2013 (COLTS):**

- Saw action in 12 games at cornerback and on special teams. Finished the season with nine tackles (eight solo), one interception and three passes defended. Also notched four special teams tackles.
- Saw action on special teams during the team's Week 3 victory at San Francisco (9/22) and contributed with two tackles.
- Posted two tackles, one interception and one pass defended in a 37-3 victory at Jacksonville (9/29). The interception was his first of the season and the fourth of his career. Was part of a secondary that held the Jaguars to 165 net passing yards.
- Tallied one tackle in the secondary and contributed on special teams during a Week 7 victory against Denver (10/20).
- In a Week 15 win against Houston (12/15), finished with one tackle, one pass defended and one special teams stop.
- Finished with four solo tackles and one pass defended in a Week 16 victory at Kansas City (12/22).
- In a Week 17 win against Jacksonville (12/29), finished with one tackle and one special teams stop.
- Saw extensive action in the secondary during the team's Wild Card Playoff victory against Kansas City (1/4/14) and registered five tackles (four solo) and one pass defended. Also added one tackle on special teams.
- Contributed with three solo tackles in the team's Divisional Playoff loss at New England (1/11/14).

**2012 (COLTS):**

- Finished the season with 15 tackles (12 solo), 1.0 sack and five special teams tackles (four solo) in 15 games played (one start).
- Saw action in his first game as a member of the Colts at Chicago (9/9).
- Competed on special teams in the team's Week 2 matchup against Minnesota (9/16) and notched one stop.
- Saw action against Green Bay (10/7) and finished with three tackles.
- Participated in the secondary as the team's nickel at Jacksonville (11/8) and finished the game with four solo tackles and 1.0 sack for a loss of 14 yards. The sack was the first of his career.
- Made his first start of the season as the team opened in the nickel package at New England (11/18) and posted four tackles (three solo). Also added one special teams tackle.
- Saw action on special teams in the Colts Wild Card Playoff loss at Baltimore (1/6/13) and posted one special teams stop.

**2011 (RAMS):**

- Played in 14 games (nine starts) with the Rams and totaled 53 tackles (36 solo), five passes defended, three interceptions and a fumble recovery.

**GORDY SINGLE-GAME HIGHS**

Tackles: 6 at HOU (10/9/14)  
 Int: 1, five times (Last: at CLE 12/7/14)  
 PD: 2 vs. CIN (12/18/11)



- Recorded six tackles (three solo) at Dallas (10/23).
- Tallied an interception in his first career start when he picked off Drew Brees against New Orleans (10/30). Finished the game with a career-high seven solo tackles.
- Notched his second interception of the season when he picked off Andy Dalton and returned it 30 yards against Cincinnati (12/18).
- Recorded an interception in his second consecutive game after picking off Charlie Batch at Pittsburgh (12/24).

#### 2010 (PACKERS):

- Appeared in two regular season games with the Packers.
- Made a special teams tackle in his NFL debut against San Francisco (12/5).
- Played in three preseason games with the Jaguars before being waived prior to the start of the regular season.

#### COLLEGE:

- Appeared in 47 games (45 starts) at Central Michigan, totaling 212 tackles (134 solo), 37 passes defensed and 10 interceptions.
- Earned Second Team All-Mid American Conference honors as a senior after leading the team with 14 passes defensed and three interceptions.
- Started 11 games and posted 47 tackles (30 solo), seven passes defensed and an interception his junior season.
- Appeared in 10 games (eight starts) and posted a career-high four interceptions as a sophomore on his way to being named CMU's Most Valuable Defensive Back.
- As a freshman, started all 14 games and led the secondary with a career-high 66 tackles (41 solo).
- Named the MAC West Division Defensive Player of the Week after returning an interception 100 yards for a touchdown against Akron.

#### PERSONAL:

- Lettered three times in football and four times in track and was an all-state and all-area selection at Washington County High School in Warthen, Ga.
- Posted 69 tackles, six interceptions (two returned for touchdowns) and 2.0 sacks for his career.
- Returned an interception 101 yards for a touchdown in the state semifinals at the Georgia Dome as a senior.
- Member of the state champion 4x100 relay team in 2004 that set a school record of 41.45 seconds.
- Cousin, Robert Edwards, was a first-round draft choice of the New England Patriots in 1998.
- Volunteered with youth football camps in California and Georgia during the 2012 offseason.
- Hosts an annual charity walk/run in his hometown to benefit the Josh Gordy HOPE Foundation.
- Helped fit 450 children with properly fitting shoes and hats for winter as part of the eighth annual Cold Feet, Warm Shoes event.
- Was a volunteer for the Colts Horseshoe Helpings event.
- Served as a speaker during an NFL PLAY 60 Super School Visit.
- Participated in the team's IndyHumane Visit, Colts Day in Schools event and the Colts Pamper Her Pink Dinner.
- Born in Augusta, Ga.

#### 2014 GAME-BY-GAME STATISTICS

Date/Opp.	GP	GS	Solo	Asst.	Total	Sacks	PD	FF	FR	INT	Yds	Avg.	LG	TD
9/7 @ DEN	1	0	0	0	0	0.0	0	0	0	0	0	0.0	0	0
9/15 vs. PHI	1	0	0	0	0	0.0	0	0	0	0	0	0.0	0	0
9/21 @ JAX	1	0	1	0	1	0.0	0	0	0	0	0	0.0	0	0
9/28 vs. TEN	1	0	0	0	0	0.0	0	0	0	0	0	0.0	0	0
10/5 vs. BAL	1	0	1	0	1	0.0	0	0	0	0	0	0.0	0	0
10/9 @ HOU	1	0	3	3	6	0.0	1	0	0	0	0	0.0	0	0
10/19 vs. CIN	1	1	3	0	3	0.0	0	0	0	0	0	0.0	0	0
10/26 @ PIT	1	0	2	1	3	0.0	1	0	0	0	0	0.0	0	0
11/3 @ NYG	1	0	4	0	4	0.0	0	0	0	0	0	0.0	0	0
11/16 vs. NE	1	0	1	0	1	0.0	0	0	0	0	0	0.0	0	0
11/23 vs. JAX	1	0	2	1	3	0.0	0	0	0	0	0	0.0	0	0
11/30 vs. WAS	1	0	3	0	3	0.0	1	0	0	0	0	0.0	0	0
12/7 @ CLE	1	0	1	0	1	0.0	1	0	0	1	0	0.0	0	0
12/14 vs. HOU	1	0	0	0	0	0.0	0	0	0	0	0	0.0	0	0
12/21 @ DAL	1	0	0	0	0	0.0	0	0	0	0	0	0.0	0	0
12/28 @ TEN	1	0	0	0	0	0.0	0	0	0	0	0	0.0	0	0
<b>2014 TOTALS</b>	<b>16</b>	<b>1</b>	<b>21</b>	<b>5</b>	<b>26</b>	<b>0.0</b>	<b>4</b>	<b>0</b>	<b>0</b>	<b>1</b>	<b>0</b>	<b>0.0</b>	<b>0</b>	<b>0</b>

#### 2014 POSTSEASON GAME-BY-GAME STATISTICS

Date/Opp.	GP	GS	Solo	Asst.	Total	Sacks	PD	FF	FR	INT	Yds	Avg.	LG	TD
1/4 vs. CIN	1	0	0	0	0	0.0	0	0	0	0	0	0.0	0	0
1/11 @ DEN	1	0	0	0	0	0.0	0	0	0	0	0	0.0	0	0
1/18 @ NE														
<b>2014 TOTALS</b>	<b>2</b>	<b>0</b>	<b>0</b>	<b>0</b>	<b>0</b>	<b>0.0</b>	<b>0</b>	<b>0</b>	<b>0</b>	<b>0</b>	<b>0</b>	<b>0.0</b>	<b>0</b>	<b>0</b>

#### CAREER REGULAR SEASON STATISTICS


Year	GP	GS	Solo	Asst.	Total	Sacks	PD	FF	FR	INT	Yds	Avg.	LG	TD
2014 IND	16	1	21	5	26	0.0	4	0	0	1	0	0.0	0	0
2013 IND	12	0	8	1	9	0.0	3	0	0	1	7	7.0	7	0
2012 IND	15	1	12	3	15	1.0	0	0	0	0	0	0.0	0	0
2011 STL	14	9	36	17	53	0.0	5	0	1	3	37	12.3	30	0
2010 GB	2	0	0	0	0	0.0	0	0	0	0	0	0.0	0	0
<b>TOTAL</b>	<b>59</b>	<b>11</b>	<b>77</b>	<b>26</b>	<b>103</b>	<b>1.0</b>	<b>12</b>	<b>0</b>	<b>1</b>	<b>5</b>	<b>44</b>	<b>8.8</b>	<b>30</b>	<b>0</b>

#### CAREER POSTSEASON STATISTICS

Year	GP	GS	Solo	Asst.	Total	Sacks	PD	FF	FR	INT	Yds	Avg.	LG	TD
2014 IND	2	0	0	0	0	0.0	0	0	0	0	0	0.0	0	0
2013 IND	2	0	7	1	8	0.0	1	0	0	0	0	0.0	0	0
2012 IND	1	0	0	0	0	0.0	0	0	0	0	0	0.0	0	0
<b>TOTAL</b>	<b>5</b>	<b>0</b>	<b>7</b>	<b>1</b>	<b>8</b>	<b>0.0</b>	<b>1</b>	<b>0</b>	<b>0</b>	<b>0</b>	<b>0</b>	<b>0.0</b>	<b>0</b>	<b>0</b>

**SPECIAL TEAMS TACKLES:** 11 (2014 - 2, 2013 - 4, 2012 - 5)

**POSTSEASON SPECIAL TEAMS TACKLES:** 1 (2013 - 1)



## MATT HALL

Tackle 6-9 326 Belhaven

NFL Exp: R (1st Year with Colts)

How Acquired: FA – 2014

Born: 4/24/90

GP/GS (Postseason): 0/0 (0/0)

# 73



### CAREER TRANSACTIONS:

- Signed by the Indianapolis Colts as a free agent on July 27, 2014.
- Waived by the Vikings on July 25, 2014.
- Signed by the Minnesota Vikings as an undrafted free agent on May 10, 2014.

### 2014 (COLTS):

- Placed on Injured Reserve on August 31.

### COLLEGE:

- Appeared in 51 games and made 39 starts in four seasons at Florida.
- As a senior in 2013, started all 12 games at center and was voted a team captain for the year by his teammates.
- Was the only offensive lineman on the team to start at the same position in all 12 games and was named to the 2013 Rimington Award watch list.
- As a junior in 2012, started at center in all 13 games and earned Phil Steele Midseason All-SEC third-team honors.

### PERSONAL:

- Attended South Lake High School in Groveland, Fla. and participated in the Offense/Defense All-American Bowl.
- Was selected as the Offense/Defense All-American Bowl Offensive Lineman of the Year.
- Selected to the *Orlando Sentinel's* All-Central Florida first-team list.
- Rated as a four-star offensive guard prospect by Rivals.com.
- Was selected as the team's MVP and Offensive Player of the Year as a senior.
- Graduated with a bachelor's degree in criminology and anthropology.
- A native of Groveland, Fla.

### CAREER GP/GS (POSTSEASON):

2014 IND: 0/0 (0/0)

TOTAL: 0/0 (0/0)



# JONOTTHAN HARRISON

Center 6-4 308 Florida

NFL Exp: R (1st Year with Colts)

How Acquired: FA – 2014

Born: 8/25/91

GP/GS (Postseason): 15/10 (1/0)

# 72



## CAREER TRANSACTIONS:

- Signed by the Colts as an undrafted free agent on May 12, 2014.

## 2014 (COLTS):

- In the season opener at Denver (9/7), saw action on special teams in his first career NFL contest.
- Listed as inactive for the team's Week 2 meeting against Philadelphia (9/15).
- Competed on the offensive line and on special teams in a Week 3 victory at Jacksonville (9/21).
- Participated on special teams during the team's Week 4 victory against Tennessee (9/28).
- Started his first career NFL game at center in the team's Week 5 win against Baltimore (10/5). Was part of an offensive line that allowed only 1.0 sack as the Colts generated 432 yards of net offense.
- In a Week 6 victory at Houston (10/9), started at center and provided time for the Colts offense to register 456 net yards as quarterback Andrew Luck threw for 370 yards and three touchdowns.
- Started at center in a Week 7 win against Cincinnati (10/19) and assisted the Colts offense in generating 506 net yards. Blocked for Andrew Luck to throw for his franchise-tying fifth consecutive 300-plus yard passing outing.
- Provided time for the Colts offense to record 448 yards of net offense starting at center in a Week 8 loss at Pittsburgh (10/26). Was part of an offensive line that assisted Andrew Luck to throw for 400 yards and three touchdowns.
- In a Week 9 victory at the New York Giants (11/3), started at center and blocked for Andrew Luck to tie his single-game career-high with four passing touchdowns as the offense compiled 443 net yards. Was part of an offensive line that allowed only 1.0 sack.
- Started at center in a Week 11 loss against New England (11/16). Assisted Andrew Luck who threw for his eighth consecutive 300-yard passing outing as the offense generated 322 net yards.
- Helped the Colts offense generate 389 net yards, starting at center in a Week 12 win against Jacksonville (11/23). The team's 175 rushing yards is the highest total this season and the most dating back to a Sept. 22, 2013 win at San Francisco (184).
- In a Week 13 victory against Washington (11/30), started at center and provided time for the offense to record 487 net yards. It was the team's ninth game with 400-plus net yards, which set a franchise single-season record. Blocked for Andrew Luck to throw for 370 yards and a new career-high five touchdown passes.
- Started at center in a Week 14 win at Cleveland (12/7), but left the game due to injury in the second quarter.
- Helped the Colts generate 278 net yards of offense starting at center in a Week 15 victory against Houston (12/14). Blocked for Andrew Luck who threw for 187 yards and two touchdowns.
- Competed on special teams in a Week 16 loss at Dallas (12/21).
- In a Week 17 win at Tennessee (12/28) saw action on special teams.
- Participated in his first career postseason contest on special teams during Indianapolis' AFC Wild Card Playoff win against Cincinnati (1/4/15).
- Listed as inactive for the team's AFC Divisional Playoff victory at Denver (1/11/15).

## COLLEGE:

- Appeared in 51 games and made 39 starts in four seasons at Florida.
- As a senior in 2013, started all 12 games at center and was voted a team captain for the year by his teammates.
- Was the only offensive lineman on the team to start at the same position in all 12 games and was named to the 2013 Rimington Award watch list.
- As a junior in 2012, started at center in all 13 games and earned Phil Steele Midseason All-SEC third-team honors.

## PERSONAL:

- Attended South Lake High School in Groveland, Fla. and participated in the Offense/Defense All-American Bowl.
- Was selected as the Offense/Defense All-American Bowl Offensive Lineman of the Year.
- Selected to the *Orlando Sentinel's* All-Central Florida first-team list.
- Rated as a four-star offensive guard prospect by Rivals.com.
- Was selected as the team's MVP and Offensive Player of the Year as a senior.
- Graduated with a bachelor's degree in criminology and anthropology.
- A native of Groveland, Fla.

## CAREER GP/GS (POSTSEASON):

2014 IND: 15/10 (1/0)

TOTAL: 15/10 (1/0)



**MATT HASSELBECK**  
**Quarterback 6-4 235 Boston College**  
**NFL Exp: 16 (2nd Year with Colts)**  
**How Acquired: FA – 2013**  
**Born: 9/25/75**  
**GP/GS (Playoffs): 201/152 (11/11)**

**8**



**CAREER TRANSACTIONS:**

- Signed by the Colts as a free agent on March 19, 2013.
- Released by the Tennessee Titans on March 18, 2013.
- Signed by the Titans as an unrestricted free agent on July 29, 2011.
- Acquired by the Seattle Seahawks in a trade with the Green Bay Packers on March 2, 2001. The Seahawks received Hasselbeck and the Packers 2001 first round pick (17th overall) in exchange for Seattle's 2001 first round pick (10th overall) and a 2001 third round choice.
- Released by the Packers on September 3, 1998 and signed to the team's practice squad two days later.
- Originally selected by the Packers in the sixth round (187th overall) of the 1998 NFL Draft.

**PRO CAREER:**

- A three-time Pro Bowler, receiving the honor following the 2003, 2005 and 2007 seasons.
- Holds 22 career 300-yard passing performances in the regular season and two more in the postseason.
- Has executed 22 game-winning drives in the fourth quarter during his career, including two drives in 2012 against Pittsburgh (10/11) and at Buffalo (10/21).
- In his 16-year career, has connected with 43 different players for touchdowns.
- Has 50 career games with a passer rating of 95.0 or better and his teams are 40-10 in those games.
- Produced one of the best seasons of his career in 2011. His 518 attempts and 3,571 yards made up the fourth-highest single-season totals in Titans history, while his completions (319) ranked third in club annals. His 18 touchdown passes were the most since 2004 (Billy Volek), and with 28 completions of 25 yards-or-more, he had the highest big-play total since Steve McNair in 2001 (32).
- Started both postseason games in 2010 to become the Seahawks all-time leader in playoff games played and started. Also set a franchise postseason single-game record with four touchdown passes against New Orleans (1/8/11) in an NFC Wild Card victory.
- Became the Seahawks all-time franchise leader in career attempts, completions and passing yards in 2009, surpassing Dave Krieg in each category. Set a franchise single-game record against Detroit (11/8/09), completing 39 passes, including 15 consecutive, tied for second-most in club history.
- Earned his third Pro Bowl selection in 2007 after setting career highs for attempts (562), completions (352), passing yards (3,966) and touchdown passes (28).
- Was named the starter for the NFC Pro Bowl squad in 2005 after posting a career and NFC-best 98.2 passer rating, leading the Seahawks to an appearance in Super Bowl XL.
- Earned his first trip to the Pro Bowl in 2003 after guiding the Seahawks to their first-ever undefeated home record. Tied his own record for the most 300-yard games in a season (four) and recorded then-career-highs of 3,841 passing yards, 26 passing touchdowns and an 88.8 passer rating.
- His first NFL touchdown pass came on a fake field goal attempt at Minnesota (12/20/99) with a nine-yard toss to Jeff Thomason.

**2014 (COLTS):**

- Was active, but did not play in the regular season opener at Denver (9/7).
- Did not play in the team's Week 2 loss against Philadelphia (9/15).
- In a Week 3 victory at Jacksonville (9/21), entered the game in the fourth quarter and completed 2-of-4 passes for 20 yards and a long completion of 12 yards.
- Entered the game in the fourth quarter of a Week 4 win against Tennessee (9/28), but did not throw a pass.
- Did not play in the team's Week 5 victory against Baltimore (10/5).
- Was active, but did not play in a Week 6 win at Houston (10/9).
- Did not play in a Week 7 victory against Cincinnati (10/19).
- In a Week 8 loss at Pittsburgh (10/26), was active, but did not play.
- Was active, but did not play in a Week 9 win at the New York Giants (11/3).
- Did not play in the team's Week 11 loss against New England (11/16).
- Was active, but did not play in a Week 12 victory against Jacksonville (11/23).
- Did not play in a Week 13 win against Washington (11/30).
- Was active, but did not play in a Week 14 win at Cleveland (12/7).
- Did not play in a Week 15 victory against Houston (12/14).
- In a Week 16 loss at Dallas (12/21), entered the game in the third quarter and competed in his 200th career NFL game. Completed 15-of-22 passes for 126 yards and one touchdown for a 102.5 passer rating. Threw the team's lone touchdown pass of the game to running back Zurlon Tipton in the fourth quarter. The touchdown was his first as a member of the Colts as Tipton became the 42nd different receiver he completed a touchdown pass to in his career.
- Entered a Week 17 win at Tennessee (12/28) in the third quarter and completed 13-of-19 passes for 155 yards and one touchdown for a 110.6 passer rating. Found Coby Fleener for an eight-yard touchdown pass in the fourth quarter to give the Colts a 27-10 lead. Fleener became the 43rd different receiver to catch a touchdown pass from Hasselbeck in his career.
- Was active, but did not play in the team's AFC Wild Card Playoff win against Cincinnati (1/4/15).
- Was active, but did not compete in the team's AFC Divisional Playoff victory at Denver (1/11/15).

**2013 (COLTS):**

- Spent the season as the backup for quarterback Andrew Luck. Saw action in three games and completed 7-of-12 passes for 130 yards and one interception.
- Competed in his first career game as a member of the Colts during the team's Week 4 victory at Jacksonville (9/29). Entered the game in the fourth quarter and completed 2-of-3 passes for 37 yards.
- Saw action under center and completed 2-of-5 passes for 68 yards and one interception against St. Louis (11/10). Completed a season-long 57-yard pass

**HASSELBECK SINGLE-GAME HIGHS**

Att:	55 at SF (12/1/02)
Comp:	39 vs. DET (11/8/09)
Yards:	449 at SD (12/29/02)
TDs:	5, two times (Last: vs. NYG 9/24/06)
LG:	87t vs. KC (11/28/10)



to running back Daniel Herron in the fourth quarter.

- Saw action in a Week 17 victory against Jacksonville (12/29) and completed 3-of-4 passes for 25 yards.
- Served as the backup quarterback for the team's Wild Card Playoff victory against Kansas City (1/4/14) and Divisional Playoff loss at New England (1/11/14).

#### 2012 (TITANS):

- Played in eight games with five starts and completed 138-of-221 passes for 1,367 yards, seven touchdowns and five interceptions for a passer rating of 81.0.
- Did not play in eight games and was listed as the backup quarterback.
- Executed two game-winning drives in the fourth quarter against Pittsburgh (10/11) and at Buffalo (10/21).
- At Houston (9/30), entered the game in the first quarter after Jake Locker left the contest with an injury. Completed 17-of-25 passes for 193 yards with two touchdowns and two interceptions.
- At Minnesota (10/7), started at quarterback and completed 26-of-43 passes for 200 yards, a touchdown and an interception. Rushed the ball twice for 10 yards.
- Against Pittsburgh (10/11), started at quarterback and connected on 25-of-44 passes for 290 yards with a touchdown and an interception. Tied the game at 23-23 with a five-yard touchdown pass to Kenny Britt with 4:19 left to play in the fourth quarter. Set up the Titans game-winning field goal with a 25-yard pass to Jared Cook to the Steelers 25-yard line with 32 seconds left to play in the game.
- At Buffalo (10/21), started at quarterback and completed 22-of-33 passes for 205 yards and one touchdown for a 93.6 passer rating. Gave the Titans a dramatic 35-34 lead with a 15-yard touchdown strike to Nate Washington on fourth-and-nine with 1:03 remaining in the game.
- Against Indianapolis (10/28), started at quarterback and completed 22-of-29 passes for 236 yards and a touchdown for a 110.7 passer rating.
- Against Chicago (11/4), started at quarterback and completed 20-of-35 passes for 200 yards with a touchdown and an interception. Rushed the ball twice for 18 yards.

#### 2011 (TITANS):

- Started all 16 games for the fourth time in his career. Connected on 319-of-518 passes for 3,571 yards, 18 touchdowns and 14 interceptions for an 82.4 passer rating.
- His 518 attempts and 3,571 yards made up the fourth-highest single-season totals in team history, while his completions (319) ranked third in club annals. His 18 touchdown passes were the most since 2004 (Billy Volek), and with 28 completions of 25 yards-or-more, he had the highest big-play total since Steve McNair in 2001 (32).
- Finished fourth in the AFC with an 86.4 passer rating on third down.
- Surpassed the 3,500-yard passing mark for the third time in his 13-year career and became the only player in franchise history other than Hall of Famer Warren Moon to reach the 3,500-yard barrier.
- Posted 300-or-more passing yards three times: against Baltimore (9/18), against Denver (9/25) and against Jacksonville (12/24).
- Became the 33rd player in NFL history to amass 30,000 yards passing with an 11-yard pass to Nate Washington against Baltimore (9/18).
- Was voted a team captain for the 2011 season by his teammates.
- Passed for 932 yards in the first three games, the highest total of his career in the first three games of a season.
- His 621 passing yards were the most by a Titans/Oilers quarterback through a season's first two weeks since Warren Moon's 691 in 1992.
- At Jacksonville (9/11), completed 21-of-34 passes for 263 yards with two touchdowns and an interception. Scrambled out of the pocket and completed a shovel pass to Kenny Britt for an 80-yard touchdown in the third quarter.
- Against Baltimore (9/18), completed 30-of-42 passes for 358 yards, a touchdown and an interception.
- Against Denver (9/25), completed 27-of-36 passes for 311 yards and two touchdowns for a season-high 119.1 passer rating. Became the first Titans quarterback to pass for 300 yards in back-to-back games since Billy Volek in 2004. Found Craig Stevens over the middle for a 58-yard reception down to the Denver 25-yard line during the game-winning drive. Gave the Titans a 17-14 lead with a four-yard touchdown toss to Daniel Graham with 4:24 remaining in the fourth quarter.
- At Cleveland (10/2), connected on 10-of-20 passes for 220 yards and three touchdowns for a 108.3 passer rating.
- At Pittsburgh (10/9), completed 29-of-49 passes for 262 yards, one touchdown and one interception.
- Against Indianapolis (10/30), completed 23-of-33 passes for 224 yards and a touchdown for a 98.5 passer rating.
- Against Cincinnati (11/6), connected on 24-of-41 passes for 272 yards and two touchdowns.
- Against Tampa Bay (11/27), started at quarterback and completed 19-of-34 passes for 160 yards with a touchdown and two interceptions. Extended a fourth-and-two play and found Damian Williams in the back of the end zone for the game-winning two-yard touchdown pass with 3:01 remaining in the fourth quarter.
- Against Jacksonville (12/24), completed 24-of-40 passes for 350 yards, one touchdown and two interceptions. Gave the Titans a 10-0 lead with a 55-yard touchdown pass to Jared Cook over the deep middle with 4:39 left to play in the first stanza.
- At Houston (1/1/12), completed 22-of-35 passes for 297 yards and two touchdowns for a 108.9 passer rating. Gave the Titans a 23-16 lead with a 23-yard touchdown toss to Nate Washington with 4:31 remaining in the game.

#### 2010 (SEAHAWKS):

- Started 14 games, was inactive for one and was active but did not play in another game.
- Completed 266-of-444 passes for 3,001 yards, 12 touchdowns and 17 interceptions for a 73.2 rating.
- Started both postseason games to become the Seahawks all-time leader in playoff games played and started. Also set a franchise post-season single-game record with four touchdown passes against New Orleans (1/8/11) in an NFC Wild Card victory.
- Against San Francisco (9/12), completed 18-of-23 passes for 170 yards with two touchdowns in the victory.
- At Arizona (11/14), notched a 106.6 passer rating by completing 22-of-34 passes for 333 yards and a touchdown.
- At New Orleans (11/21), posted a season-high 366 passing yards on 32-of-44 passing with a touchdown.
- In the NFC Wild Card game against New Orleans (1/8/11), completed 22-of-35 passes for 272 yards with a team-record four touchdowns in the victory.
- In the NFC Divisional Playoff game at Chicago (1/16/11), connected on 26-of-46 throws for 258 yards and three touchdown passes.

#### 2009 (SEAHAWKS):

- Started 14 games and completed 293-of-488 passes for 3,029 yards, 17 touchdowns and 17 interceptions for a 75.1 passer rating. Was inactive for two games.
- Became the Seahawks all-time franchise leader in career attempts, completions and passing yards, surpassing Dave Krieg in each category. Also set a franchise single-game record against Detroit (11/8), completing 39 passes, including 15 consecutive, tied for second-most in club history.
- Threw for three touchdowns against St. Louis (9/13), connecting on 25-of-36 passes for 279 yards and a 96.9 passer rating.

- Against Jacksonville (10/11), connected on 18-of-30 passes for 241 yards and four touchdowns for a season-best 125.1 passer rating.
- Completed 26-of-52 passes for 315 yards and a touchdown at Arizona (11/15).
- Against San Francisco (12/6), posted a 107.2 passer rating and two touchdowns, while completing 25-of-34 passes for 198 yards.

#### 2008 (SEAHAWKS):

- Started seven games and completed 109-of-209 passes for 1,216 yards, five touchdowns and 10 interceptions.
- Was inactive for nine games with a back injury.
- Against St. Louis (9/21), connected on 12-of-20 passes for 172 yards and a touchdown for a 104.6 passer rating.
- Recorded a season-high two touchdown passes against Washington (11/23), connecting on 12-of-24 attempts for 103 yards.
- Completed 22-of-38 passes for a season-high 287 yards at Dallas (11/27).

#### 2007 (SEAHAWKS):

- Started all 16 games and two postseason contests. Earned his third Pro Bowl selection after setting career highs for attempts (562), completions (352), passing yards (3,966) and touchdown passes (28).
- Completed 27 passes at Carolina (12/16) on his way to setting the club's single-season record with 319.
- Set a career-high with his 26th and 27th touchdown passes versus Baltimore (12/23).
- Against Tampa Bay (9/9), connected on 17-of-24 passes for 222 yards and a touchdown in the season opener.
- Completed 26-of-43 passing attempts for a season-high 362 yards, two touchdowns and an interception for a 93.4 rating against New Orleans (10/14).
- At Cleveland (11/4), completed 30-of-47 passes for 318 yards, two touchdowns and an interception for an 88.8 rating.
- Threw for 337 yards and two touchdowns on 30-of-44 passing against Chicago (11/18).
- Against Arizona (12/9), registered a season-best 131.6 passer rating by connecting on 22-of-33 passes for 272 yards and four touchdowns.

#### 2006 (SEAHAWKS):

- Started 12 games and completed 210-of-371 passes for 2,442 yards, 18 touchdowns and 15 interceptions for a 76.0 passer rating.
- Was inactive for four consecutive games from Week 8 to Week 11 with a knee injury.
- Threw for a career-high five touchdowns against the New York Giants (9/24), completing 24-of-33 passes for 227 yards.
- At St. Louis (10/15), connected on 19-of-34 passes for a season-high 268 yards and three touchdowns.
- At Arizona (12/10), notched a season-best 133.5 passer rating by completing 20-of-28 passes for 243 yards and three touchdowns.

#### 2005 (SEAHAWKS):

- Started all 16 games for second time in his career and completed 294-of-449 passes for 3,459 yards, 24 touchdowns and nine interceptions for a 98.2 passer rating.
- In three postseason games, completed 62-of-103 passes for 707 yards, four touchdowns and one interception for an 89.7 passer rating.
- Was named the starter for the NFC Pro Bowl squad in 2005 after posting a career-and NFC-best 98.2 passer rating, leading the Seahawks to an appearance in Super Bowl XL. His passer rating was also a Seahawks single-season record.
- His touchdown total led the NFC while his completion percentage (65.5) ranked second.
- Eclipsed the 3,000-yard mark for the fourth straight year, breaking Jim Zorn's club record (three).
- Passed for at least one touchdown in a career-high 12 consecutive games.
- Had a December to remember posting the fourth-best passer rating in NFL history (135.5) during the month, tossing 10 touchdowns and one interception with a completion percentage of 76.1.
- Totaled a 103.0 passer rating in eight road games and did not throw an interception on the road in the final seven games (185 attempts) of the season.
- Set a club record for consecutive passes without an interception at 159 (Zorn, 153).
- Against San Francisco (12/11), completed 21-of-25 passes for 226 yards and four touchdowns for a 127.3 passer rating.
- At Tennessee (12/18), posted a career-high 147.7 passer rating by completing 21-of-27 passes for 285 yards and three touchdowns.
- In the NFC Divisional Playoffs against Carolina (1/22/06), completed 20-of-28 passes for 219 yards and two touchdowns for a 118.0 passer rating.
- In Super Bowl XL against Pittsburgh (2/5/06), connected on 26-of-49 passes for 273 yards with a touchdown and an interception.

#### 2004 (SEAHAWKS):

- Started 14 games and connected on 279-of-474 passes for 3,382 yards with 22 touchdowns and 15 interceptions for an 83.1 passer rating.
- Joined Dave Krieg as only quarterbacks in club history to pass for 20-or-more touchdowns in consecutive seasons, while joining Jim Zorn as the franchise's only quarterbacks to eclipse 3,000 yards three consecutive seasons.
- Named NFC Offensive Player of the Month for December after passing for 1,140 yards, completing 94-of-131 attempts (71.8 percent), 10 touchdowns, and four interceptions, helping Seattle earn their first NFC West title.
- Was inactive in one game and was active but did not play in one game.
- At San Francisco (11/7), completed 17-of-28 passes for 285 yards and three touchdowns for a season-high 130.8 passer rating.
- Against Dallas (12/6), connected on 28-of-40 passes for 414 yards with three touchdowns.
- In an NFC Wild Card Playoff game against St. Louis (1/8/05), passed for 341 yards completing 27-of-43 attempts, two touchdowns and an interception. Joined Dan Fouts and Marc Bulger as the only players in NFL history to begin their postseason careers with two 300-plus passing games.

#### 2003 (SEAHAWKS):

- Earned his first trip to the Pro Bowl after guiding the Seahawks to their first-ever undefeated home record.
- Tied his own record for the most 300-yard games in a season (four) and recorded then-career-highs of 3,841 passing yards, 26 passing touchdowns and an 88.8 passer rating.
- Became the team's first quarterback since Rick Mirer in 1993 to start all 16 games.
- Threw for a season-high 344 passing yards at Cincinnati (10/26), completing 26-of-43 passes for three touchdowns and three interceptions.
- Registered 333 passing yards on 23-of-41 passing with a career-best five touchdown tosses at Baltimore (11/23).
- Against Cleveland (11/30), completed 26-of-35 passes for 328 yards and three touchdowns.
- Completed 24-of-37 passes for 315 yards, two touchdowns and two interceptions at San Francisco (12/27).
- Connected on 25-of-45 passes for 305 yards and an interception in an NFC Wild Card Playoff game at Green Bay (1/4/04).

#### 2002 (SEAHAWKS):

- Entered the season as the team's second-string quarterback behind Trent Dilfer. Started the season opener at Oakland (9/8) for Dilfer

- (knee) before taking over the remainder of the season after Dilfer suffered a season-ending Achilles injury at Dallas (10/27).
- In 16 games (10 starts), completed 267-of-419 passes for 3,075 yards, 15 touchdowns and 10 interceptions for an 87.8 passer rating.
- Passed for more than 300 yards four times and surpassed 400 yards twice, both club records for a single season.
- His completion percentage (63.7) was tops in the NFC (fifth in the NFL) and his passer rating ranked second in the NFC (sixth in the NFL).
- Led an offense that averaged an NFL-high 476.0 yards per game over the final six games, which included a franchise record three 500-yard games.
- At San Francisco (12/1), attempted a franchise record 55 passes with 30 completions for 427 yards with three touchdowns.
- At San Diego (12/29), set team marks for completions (36) and passing yards (449).

#### 2001 (SEAHAWKS):

- In his first season with the Seahawks, appeared in 13 games with 12 starts and completed 176-of-321 passes for 2,023 yards, seven touchdowns and eight interceptions for a 70.9 passer rating.
- At Cleveland (9/9), made his first career start and completed 20-of-34 passes for 178 yards with two interceptions.
- Against Miami (10/28), connected on 16-of-28 passes for 230 yards and two touchdowns for a 107.7 passer rating.

#### 2000 (PACKERS):

- Saw action in all 16 games primarily as the holder for the extra point and field goal units.
- Completed 10-of-19 passes for 104 yards and a touchdown in four games as a backup quarterback.
- At Tampa Bay (11/12), completed 9-of-18 passes for 93 yards and a touchdown.

#### 1999 (PACKERS):

- Saw action in all 16 games primarily as the holder for the extra point and field goal units.
- Completed 3-of-10 passes for 41 yards and one touchdown in four games as a backup quarterback.
- At Minnesota (12/20), registered his first NFL touchdown pass with a nine-yard toss on a fake field goal attempt.

#### 1998 (PACKERS):

- Spent his entire rookie campaign on the Packers practice squad.

#### COLLEGE:

- Was a four-year letterman and two-year starter at Boston College.
- Played in 37 career games with 21 starts and finished fifth on the Eagles career passing list with 4,548 yards, completing 390-of-701 passes for 22 touchdowns and 26 interceptions.
- Was named a co-winner of the Thomas F. Scanlon Award as the school's outstanding senior scholar-athlete.
- Completed 188-of-305 passes for 2,239 yards, 11 touchdowns and 10 interceptions in his final year.
- Threw for 277 yards in a 22-of-33 performance that included a school-record 14 consecutive completions against Notre Dame.
- Completed 31-of-46 attempts for a career-high 393 yards and three touchdowns in his final collegiate game in a victory over Army.
- As a junior, connected on 171-of-330 passes for 1,990 yards and nine touchdowns with nine interceptions.
- Came off the bench to lead the team to a come-from-behind victory over Hawaii in the season opener.
- Started the next 10 games before separating his right shoulder, causing him to miss the season finale against Miami (Fla.).
- Served as the Eagles backup quarterback as a sophomore. Played in 11 games with one start. Completed 27-of-60 passes for 280 yards, two touchdowns and seven interceptions.
- Saw action in five games as a redshirt freshman.

#### PERSONAL:

- Was an Honorable Mention All-America selection by *USA Today* as a senior at Xaverian Brothers High School in Westwood, Mass.
- Garnered All-East honors from *Blue Chip Illustrated* and All-New England honors from *SuperPrep*.
- As a two-year starter, completed 90-of-120 passes for 1,490 yards and seven touchdowns as a senior. Also ran for 400 yards and three touchdowns en route to capturing a conference title and finishing as a runner-up in the Massachusetts Division 1-A Super Bowl.
- Earned three letters in basketball and two in baseball.
- The Hasselbeck family has a rich tradition in pro football. Matt's father Don, played tight end in the NFL for nine seasons with the Patriots (1977-1983), Raiders (1983), Vikings (1984), and Giants (1985). His younger brother, Tim, was a starting quarterback for Boston College and played for the Philadelphia Eagles (2002), Washington Redskins (2003-04), New York Giants (2005-06) and Arizona Cardinals (2007). His youngest brother, Nathanael, also attended Boston College and played defensive back.
- He and his wife co-chaired Medical Teams International's Field of Dreams auction for three years and have been dedicated supporters of MTI for the past six years. The organization's mission is to serve people all over the world stricken by disaster, conflict and poverty.
- The Hasselbecks are supporters of charity: water, whose mission is to provide clean and safe drinking water to people in developing nations. They are part of the organization's membership group called The Well, which allows charity: water to direct 100 percent of public donations to fund water projects.
- Along with his wife, he co-chaired the International Justice Mission Nashville Benefit dinner in September 2012. International Justice Mission is a human rights organization that brings rescue to victims of slavery, sexual exploitation and other forms of violent oppression.
- Competed in CBS version of the "NFL Quarterback Challenge" over the 2003 offseason and finished in first place.
- During his time with the Seahawks, was involved and supported the local Boys and Girls Club, Seattle Children's Hospital, Childhaven, Pro Athletes Outreach, Young Life, Compassion International, World Vision, Band of Brothers, Rwanda Girls Initiative, Desire Street Ministries and Garth Brooks Teammates for Kids Foundation.
- Wife, Sarah, was very active with Seahawks Women's Association. She started a program called Funky Young Women, where the players' wives would take out 10-12 teenagers (and each could bring a guest) that were undergoing cancer treatment at Seattle Children's Hospital.
- He is married to his college sweetheart, Sarah, and they have two daughters, Annabelle and Mallory, and one son, Henry.
- Received a Bachelor's of Science in marketing from Boston College.
- Born Matthew Michael Hasselbeck on September 25, 1975, in Boulder, Colo.

2014 GAME-BY-GAME STATISTICS

Date/Opp.	PASSING						RUSHING								
	GP	GS	Att.	Comp.	Yards	Pct.	Yds/Att.	TD	INT	LG	No.	Yards	Avg.	LG	TD
9/7 @ DEN	0	0	0	0	0	0.0%	0.0	0	0	0	0	0	0.0	0	0
9/15 vs. PHI	0	0	0	0	0	0.0%	0.0	0	0	0	0	0	0.0	0	0
9/21 @ JAX	1	0	4	2	20	50.0%	5.0	0	0	12	1	-1	-1.0	-1	0
9/28 vs. TEN	1	0	0	0	0	0.0%	0.0	0	0	0	3	-2	-0.7	0	0
10/5 vs. BAL	0	0	0	0	0	0.0%	0.0	0	0	0	0	0	0.0	0	0
10/9 @ HOU	0	0	0	0	0	0.0%	0.0	0	0	0	0	0	0.0	0	0
10/19 vs. CIN	0	0	0	0	0	0.0%	0.0	0	0	0	0	0	0.0	0	0
10/26 @ PIT	0	0	0	0	0	0.0%	0.0	0	0	0	0	0	0.0	0	0
11/3 @ NYG	0	0	0	0	0	0.0%	0.0	0	0	0	0	0	0.0	0	0
11/16 vs. NE	0	0	0	0	0	0.0%	0.0	0	0	0	0	0	0.0	0	0
11/23 vs. JAX	0	0	0	0	0	0.0%	0.0	0	0	0	0	0	0.0	0	0
11/30 vs. WAS	0	0	0	0	0	0.0%	0.0	0	0	0	0	0	0.0	0	0
12/7 @ CLE	0	0	0	0	0	0.0%	0.0	0	0	0	0	0	0.0	0	0
12/14 vs. HOU	0	0	0	0	0	0.0%	0.0	0	0	0	0	0	0.0	0	0
12/21 @ DAL	1	0	21	15	126	71.4%	6.0	1	0	21	0	0	0.0	0	0
12/28 @ TEN	1	0	19	13	155	68.4%	8.2	1	0	32	4	-8	-2.0	-1	0
<b>2014 TOTALS</b>	<b>4</b>	<b>0</b>	<b>44</b>	<b>30</b>	<b>301</b>	<b>68.2%</b>	<b>6.8</b>	<b>2</b>	<b>0</b>	<b>32</b>	<b>8</b>	<b>-11</b>	<b>-1.4</b>	<b>0</b>	<b>0</b>

2014 POSTSEASON GAME-BY-GAME STATISTICS

Date/Opp.	PASSING						RUSHING								
	GP	GS	Att.	Comp.	Yards	Pct.	Yds/Att.	TD	INT	LG	No.	Yards	Avg.	LG	TD
1/4 vs. CIN	0	0	0	0	0	0.0%	0.0	0	0	0	0	0	0.0	0	0
1/11 @ DEN	0	0	0	0	0	0.0%	0.0	0	0	0	0	0	0.0	0	0
1/18 @ NE	0	0	0	0	0	0.0%	0.0	0	0	0	0	0	0.0	0	0
<b>2014 TOTALS</b>	<b>0</b>	<b>0</b>	<b>0</b>	<b>0</b>	<b>0</b>	<b>0.0%</b>	<b>0.0</b>	<b>0</b>	<b>0</b>	<b>0</b>	<b>0</b>	<b>0</b>	<b>0.0</b>	<b>0</b>	<b>0</b>


CAREER REGULAR SEASON STATISTICS

Year	PASSING						RUSHING								
	GP	GS	Att.	Comp.	Yards	Pct.	Yds/Att.	TD	INT	LG	No.	Yards	Avg.	LG	TD
2014 IND	4	0	44	30	301	68.2%	6.8	2	0	32	8	-11	-1.4	0	0
2013 IND	3	0	12	7	130	58.3%	10.8	0	1	57	2	-2	-1.0	-1	0
2012 TEN	8	5	221	138	1,367	62.4%	6.2	7	5	37	13	38	2.9	16	0
2011 TEN	16	16	518	319	3,571	61.6%	6.9	18	14	80	20	52	2.6	21	0
2010 SEA	14	14	444	266	3,001	59.9%	6.8	12	17	87	23	60	2.6	20	3
2009 SEA	14	14	488	293	3,029	60.0%	6.2	17	17	53	26	119	4.6	23	0
2008 SEA	7	7	209	109	1,216	52.2%	5.8	5	10	34	11	69	6.3	15	0
2007 SEA	16	16	562	352	3,966	62.6%	7.1	28	12	65	39	89	2.3	12	0
2006 SEA	12	12	371	210	2,442	56.6%	6.6	18	15	72	18	110	6.1	19	0
2005 SEA	16	16	449	294	3,459	65.5%	7.7	24	9	56	36	124	3.4	23	1
2004 SEA	14	14	474	279	3,382	58.9%	7.1	22	15	60	27	90	3.3	19	1
2003 SEA	16	16	513	313	3,841	61.0%	7.5	26	15	80	36	125	3.5	18	2
2002 SEA	16	10	419	267	3,075	63.7%	7.3	15	10	49	40	202	5.1	21	1
2001 SEA	13	12	321	176	2,023	54.8%	6.3	7	8	64	40	141	3.5	17	0
2000 GB	16	0	19	10	104	52.6%	5.5	1	0	27	4	-5	-1.3	-1	0
1999 GB	16	0	10	3	41	30.0%	4.1	1	0	19	6	15	2.5	13	0
1998 GB	PRACTICE SQUAD														
<b>TOTAL</b>	<b>201</b>	<b>152</b>	<b>5,074</b>	<b>3,066</b>	<b>34,948</b>	<b>60.4%</b>	<b>6.9</b>	<b>203</b>	<b>148</b>	<b>871</b>	<b>349</b>	<b>1,216</b>	<b>3.5</b>	<b>23</b>	<b>8</b>

CAREER POSTSEASON STATISTICS

Year	PASSING						RUSHING								
	GP	GS	Att.	Comp.	Yards	Pct.	Yds/Att.	TD	INT	LG	No.	Yards	Avg.	LG	TD
2014 IND	0	0	0	0	0	0.0%	0.0	0	0	0	0	0	0.0	0	0
2013 IND	0	0	0	0	0	0.0%	0.0	0	0	0	0	0	0.0	0	0
2010 SEA	2	2	81	48	530	59.3%	6.5	7	1	46	2	-1	-0.5	0	0
2007 SEA	2	2	65	39	423	60.0%	6.5	2	2	35	3	0	0.0	1	0
2006 SEA	2	2	69	36	435	52.2%	6.3	3	3	37	3	11	3.7	8	0
2005 SEA	3	3	103	62	707	60.2%	6.9	4	1	37	15	83	5.5	18	1
2004 SEA	1	1	43	27	341	62.8%	7.9	2	1	25	2	26	13.0	17	0
2003 SEA	1	1	45	25	305	55.6%	6.8	0	1	34	0	0	0.0	0	0
<b>TOTAL</b>	<b>11</b>	<b>11</b>	<b>406</b>	<b>237</b>	<b>2,741</b>	<b>58.4%</b>	<b>6.8</b>	<b>18</b>	<b>9</b>	<b>461</b>	<b>25</b>	<b>119</b>	<b>4.8</b>	<b>18</b>	<b>1</b>





**DANIEL HERRON**  
**Running Back 5-10 212 Ohio State**  
**NFL Exp: 2 (2nd Year with Colts)**  
**How Acquired: FA – 2013**  
**Born: 3/21/89**  
**GP/GS (Postseason): 25/3 (2/2)**

**36**



**CAREER TRANSACTIONS:**

- Signed by the Colts from the Cincinnati Bengals practice squad on October 9, 2013.
- Signed to the Bengals practice squad on September 1, 2013.
- Waived by Cincinnati on August 31, 2013.
- Elevated to the Bengals active roster on December 4, 2012.
- Signed to the Cincinnati practice squad on September 1, 2012.
- Waived by the Bengals on August 31, 2012.
- Selected by Cincinnati in the sixth round (191st overall) of the 2012 NFL Draft.

**2014 (COLTS):**

- Served as the team's kickoff returner in the season opener at Denver (9/7), but did not get a chance to log a return on six kickoffs which all went for touchbacks.
- Participated on special teams and made two tackles. Also returned one kickoff for 25 yards against Philadelphia (9/15).
- In a Week 3 win at Jacksonville (9/21), logged one carry for one yard and saw action on special teams where he totaled one tackle.
- Contributed with seven carries for 24 yards in the team's Week 4 victory against Tennessee (9/28).
- Saw action on special teams and finished with one tackle in the team's Week 5 win against Baltimore (10/5).
- In a Week 6 victory at Houston (10/9), assisted the Colts on special teams, but did not register at tackle.
- Finished with five carries for 37 yards and a long rush of 13 yards in a Week 7 win against Cincinnati (10/19).
- Contributed with one carry for two yards and one reception for five yards in a Week 8 loss at Pittsburgh (10/26). Also added one special teams tackle.
- In a Week 9 victory at the New York Giants (11/3), set a career-high with eight carries totaling 10 yards. Contributed with one reception for four yards and added one tackle on special teams.
- Returned two kickoffs for a 26.5 average with a long return of 32 yards in a Week 11 loss against New England (11/16).
- Started his first career NFL game and finished with 12 carries for 65 yards (5.4 avg.) while adding five receptions for 31 yards in a Week 12 win against Jacksonville (11/23).
- In a Week 13 victory against Washington (11/30), totaled eight carries for a career-high 88 yards and his first career rushing touchdown. He posted a 49-yard touchdown in the second quarter to give the Colts a 14-3 lead. The rush is the longest for the Colts of the season and the longest dating back to Dec. 22, 2013 (Donald Brown, 51-yard touchdown). Also caught two passes for eight yards.
- Totaled eight carries for 26 yards and added four receptions for 45 yards in a Week 14 win at Cleveland (12/7). Converted a crucial fourth-and-one attempt from the Browns three-yard line in the fourth quarter, which extended the drive and led to a T.Y. Hilton game-winning touchdown reception. Also contributed with two tackles on special teams.
- Led the team with 11 carries for 60 yards while adding two receptions for 12 yards in a Week 15 victory against Houston (12/14). His 11 carries were the second most for a single-game this season while his 60 yards marked his third-highest total in a game this year. He totaled 35 yards on the team's final drive of the game, which led to a field goal.
- Started his second career NFL game at running back in a Week 16 loss at Dallas (12/21). Totaled seven carries for three yards and added three receptions for 37 yards.
- In a Week 17 win at Tennessee (12/28), started at running back and compiled 10 carries for 35 yards while adding three receptions for 31 yards.
- Started at running back in his first career playoff game, an AFC Wild Card Playoff win against Cincinnati (1/4/15). Totaled 12 rushes for 56 yards and one touchdown while contributing with 10 catches for 85 yards. With 10 catches, tied the fourth-highest reception total and tied the highest by a running back in a single postseason game in team history. (Joseph Addai, 10 vs. Chicago on 2/4/07). The 10 receptions are the most by a running back in a postseason game dating back to 2011 when Darren Sproles caught 15 against San Francisco in the NFC Divisional Playoffs. Notched his first career postseason touchdown on the team's opening offensive drive of the game. It marked the first time all season the Colts scored a touchdown on their opening possession. The score came on a two-yard rush. On the drive he also contributed with an 18-yard reception and a 27-yard rush.
- Started at running back in the team's AFC Divisional Playoff victory at Denver (1/11/15) and totaled 23 rushes for 63 yards and one touchdown while adding eight receptions for 32 yards. Tied the game at 7-7 in the second quarter with his six-yard rushing touchdown. It was his second career postseason rushing touchdown. He has totaled eight-plus receptions in back-to-back postseason games.

**2013 (BENGALS/COLTS):**

- Spent the first five weeks of the season on the Bengals practice squad before being signed to the Colts active roster on October 9, 2013.
- Saw action in six games with Indianapolis and recorded five carries for 33 yards and one reception for 57 yards. Also added two special teams tackles and recovered a fumble on a kickoff.
- Saw action in his first game as a member of the Colts on special teams during a Week 7 victory against Denver (10/20).
- Caught his first career pass in the fourth quarter and gained 57 yards in a Week 10 loss against St. Louis (11/10). Also returned his first career kickoff in the first quarter (13 yards).
- Participated on special teams during the team's Week 11 victory at Tennessee (11/14) and contributed with a fumble recovery on a Titans kickoff in the third quarter. The Colts scored a touchdown on the ensuing possession.
- Led the Colts in rushing with 33 yards on four carries in a Week 12 loss at Arizona (11/24).
- Placed on Injured Reserve on December 3.

**2012 (BENGALS):**

- Played in three games and recorded a blocked punt, four special teams tackles and four rushes for five yards.
- Made his NFL debut against Dallas (12/9) and partially blocked a Cowboys punt in the second quarter, with the ball traveling just 39 yards.
- Pushed Eagles wide receiver Marvin McNutt into the path of the punter, forcing a blocked punt that he recovered and returned three yards at Philadelphia

**HERRON SINGLE-GAME HIGHS**

Att: 12 vs. JAX (11/23/14)  
 Yards: 88 vs. WAS (11/30/14)  
 TDs: 1 vs. WAS (11/30/14)  
 LG: 49t vs. WAS (11/30/14)

(12/13). Also had three rushes for eight yards and logged two special teams tackles.  
 • Posted two special teams tackles against Baltimore (12/30).

**COLLEGE:**

- Played four seasons (2008-2011) at Ohio State, appearing in 41 career games with 22 starts.
- Rushed 592 times for 2,869 yards and 32 touchdowns to go along with 44 receptions for 309 yards and a touchdown.
- As a senior in 2011, rushed for 675 yards on 134 carries in seven games, averaging 96.4 yards per game and 5.0 yards per carry.
- As a junior in 2010, earned First Team All-Big Ten honors, rushing 216 times for 1,155 yards and 16 touchdowns. Also recorded career highs in receptions (19) and receiving yards (180).
- Helped the Buckeyes finish with the No. 5 national ranking after a 12-1 season that included a Sugar Bowl victory over Arkansas.
- His 175-yard rushing day against Michigan included an 89-yard touchdown run, which was the longest rush in school history.
- As a sophomore in 2009, totaled 153 rushing attempts for 600 yards and seven touchdowns as well as 11 receptions for 66 yards and a touchdown in 10 games played (four starts).
- As a freshman in 2008, compiled 439 yards and six touchdowns on 89 carries and six receptions for 29 yards in 11 games (two starts).

**PERSONAL:**

- Attended Warren G. Harding High School, where he earned all-state first-team honors as a senior, rushing for 1,434 yards and 18 touchdowns.
- Earned a degree from Ohio State in African-American Studies.
- Widely known by the nickname "Boom."
- Brother, David, was a linebacker at Michigan State and played in the NFL from 2007-2010.
- Participated in the Colts Hometown Huddle event.
- Originally from Warren, Ohio.

**2014 GAME-BY-GAME STATISTICS**

Date/Opp.	RUSHING						RECEIVING					
	GP	GS	No.	Yards	Avg.	LG	TD	No.	Yards	Avg.	LG	TD
9/7 @ DEN	1	0	0	0	0.0	0	0	0	0	0.0	0	0
9/15 vs. PHI	1	0	0	0	0.0	0	0	0	0	0.0	0	0
9/21 @ JAX	1	0	1	1	1.0	1	0	0	0	0.0	0	0
9/28 vs. TEN	1	0	7	24	3.4	7	0	0	0	0.0	0	0
10/5 vs. BAL	1	0	0	0	0.0	0	0	0	0	0.0	0	0
10/9 @ HOU	1	0	0	0	0.0	0	0	0	0	0.0	0	0
10/19 vs. CIN	1	0	5	37	7.4	13	0	0	0	0.0	0	0
10/26 @ PIT	1	0	1	2	2.0	2	0	1	5	5.0	5	0
11/3 @ NYG	1	0	8	10	1.3	5	0	1	4	4.0	4	0
11/16 vs. NE	1	0	0	0	0.0	0	0	0	0	0.0	0	0
11/23 vs. JAX	1	1	12	65	5.4	18	0	5	31	6.2	14	0
11/30 vs. WAS	1	0	8	88	11.0	49t	1	2	8	4.0	7	0
12/7 @ CLE	1	0	8	26	3.3	9	0	4	45	11.3	26	0
12/14 vs. HOU	1	0	11	60	5.5	11	0	2	12	6.0	12	0
12/21 @ DAL	1	1	7	3	0.4	4	0	3	37	12.3	22	0
12/28 @ TEN	1	1	10	35	3.5	9	0	3	31	10.3	26	0
<b>2014 TOTALS</b>	<b>16</b>	<b>3</b>	<b>78</b>	<b>351</b>	<b>4.5</b>	<b>49t</b>	<b>1</b>	<b>21</b>	<b>173</b>	<b>8.2</b>	<b>26</b>	<b>0</b>

**CAREER REGULAR SEASON STATISTICS**

Year	RUSHING						RECEIVING					
	GP	GS	No.	Yards	Avg.	LG	TD	No.	Yards	Avg.	LG	TD
2014 IND	16	3	78	351	4.5	49t	1	21	173	8.2	26	0
2013 IND	6	0	5	33	6.6	22	0	1	57	57.0	57	0
2012 CIN	3	0	4	5	1.3	6	0	0	0	0.0	0	0
<b>TOTAL</b>	<b>25</b>	<b>3</b>	<b>87</b>	<b>389</b>	<b>4.5</b>	<b>49t</b>	<b>1</b>	<b>22</b>	<b>230</b>	<b>10.5</b>	<b>57</b>	<b>0</b>

**CAREER REGULAR SEASON RETURN STATISTICS**

Year	GP	GS	PR	FC	Yards	Avg.	LG	TD	KR	Yards	Avg.	LG	TD
2014 IND	16	3	0	0	0	0.0	0	0	3	78	26.0	32	0
<b>TOTAL</b>	<b>16</b>	<b>3</b>	<b>0</b>	<b>0</b>	<b>0</b>	<b>0.0</b>	<b>0</b>	<b>0</b>	<b>3</b>	<b>78</b>	<b>26.0</b>	<b>32</b>	<b>0</b>

**CAREER POSTSEASON STATISTICS**

Year	RUSHING						RECEIVING					
	GP	GS	No.	Yards	Avg.	LG	TD	No.	Yards	Avg.	LG	TD
2014 IND	2	2	35	119	3.4	27	2	18	117	6.5	18	0
<b>TOTAL</b>	<b>2</b>	<b>2</b>	<b>35</b>	<b>119</b>	<b>3.4</b>	<b>27</b>	<b>2</b>	<b>18</b>	<b>117</b>	<b>6.5</b>	<b>18</b>	<b>0</b>

**SPECIAL TEAMS TACKLES:** 14 (2014 - 8, 2013 - 2, 2012 - 4)


**2014 GAME-BY-GAME RETURN STATISTICS**

Date/Opp.	GP	GS	PR	FC	Yards	Avg.	LG	TD	KR	Yards	Avg.	LG	TD
9/7 @ DEN	1	0	0	0	0	0.0	0	0	0	0	0.0	0	0
9/15 vs. PHI	1	0	0	0	0	0.0	0	0	1	25	25.0	25	0
9/21 @ JAX	1	0	0	0	0	0.0	0	0	0	0	0.0	0	0
9/28 vs. TEN	1	0	0	0	0	0.0	0	0	0	0	0.0	0	0
10/5 vs. BAL	1	0	0	0	0	0.0	0	0	0	0	0.0	0	0
10/9 @ HOU	1	0	0	0	0	0.0	0	0	0	0	0.0	0	0
10/19 vs. CIN	1	0	0	0	0	0.0	0	0	0	0	0.0	0	0
10/26 @ PIT	1	0	0	0	0	0.0	0	0	0	0	0.0	0	0
11/3 @ NYG	1	0	0	0	0	0.0	0	0	0	0	0.0	0	0
11/16 vs. NE	1	0	0	0	0	0.0	0	0	2	53	26.5	32	0
11/23 vs. JAX	1	1	0	0	0	0.0	0	0	0	0	0.0	0	0
11/30 vs. WAS	1	0	0	0	0	0.0	0	0	0	0	0.0	0	0
12/7 @ CLE	1	0	0	0	0	0.0	0	0	0	0	0.0	0	0
12/14 vs. HOU	1	0	0	0	0	0.0	0	0	0	0	0.0	0	0
12/21 @ DAL	1	1	0	0	0	0.0	0	0	0	0	0.0	0	0
12/28 @ TEN	1	1	0	0	0	0.0	0	0	0	0	0.0	0	0
<b>2014 TOTALS</b>	<b>16</b>	<b>3</b>	<b>0</b>	<b>0</b>	<b>0</b>	<b>0.0</b>	<b>0</b>	<b>0</b>	<b>3</b>	<b>78</b>	<b>26.0</b>	<b>32</b>	<b>0</b>

**ADDITIONAL STATISTICS:** Recovered his own blocked punt and returned it three yards at Philadelphia 12/13/12; Recovered a fumble on a kickoff at Tennessee 11/14/13.

**2014 POSTSEASON GAME-BY-GAME STATISTICS**

Date/Opp.	RUSHING						RECEIVING						
	GP	GS	No.	Yards	Avg.	LG	TD	No.	Yards	Avg.	LG	TD	
1/4 vs. CIN	1	1	12	56	4.7	27	1	10	85	8.5	18	0	
1/11 @ DEN	1	1	23	63	2.7	8	1	8	32	4.0	10	0	
1/18 @ NE													
<b>2014 TOTALS</b>	<b>2</b>	<b>2</b>	<b>35</b>	<b>119</b>	<b>3.4</b>	<b>27</b>	<b>2</b>	<b>18</b>	<b>117</b>	<b>6.5</b>	<b>18</b>	<b>0</b>	



# MICHAEL HILL

Running Back 5-10 210 Missouri Western State

NFL Exp: 2 (1st Year with Colts)

How Acquired: FA – 2014

Born: 8/14/89

GP/GS (Postseason): 8/0 (1/0)

# 23



### CAREER TRANSACTIONS:

- Signed by the Colts as a free agent on January 6, 2015.
- Signed to the Washington Redskins practice squad on December 9, 2014.
- Released from the Colts practice squad on November 25, 2014.
- Signed to the Colts practice squad on November 18, 2014.
- Released from the Green Bay Packers practice squad on November 5, 2014.
- Waived by the Packers on August 30, 2014 and signed to the team's practice squad the next day.
- Signed by Green Bay as a free agent on February 26, 2014.
- Waived by the Tampa Bay Buccaneers on February 10, 2014.
- Signed by the Buccaneers from the Packers practice squad on November 13, 2013.
- Waived by Green Bay on October 18, 2013, and signed to the team's practice squad four days later.
- Elevated to the Packers active roster on September 30, 2013.
- Signed to the Green Bay practice squad on September 2, 2013.
- Waived by the San Diego Chargers on August 31, 2013.
- Signed by the Chargers as an undrafted free agent on April 27, 2013.

### 2014 (PACKERS/REDSKINS/COLTS):

- Started the season on the Green Bay Packers practice squad before being released on November 5.
- Signed to the Colts practice squad on November 18 prior to being released on November 25.
- Signed to the Redskins practice squad on December 9 prior to being signed by the Colts as a free agent on January 6, 2015.
- Completed in his first career postseason contest on special teams during Indianapolis' AFC Divisional Playoff victory at Denver (1/11/15).

### 2013 (PACKERS/BUCCANEERS):

- Played in eight games in his rookie season (two with the Packers and six with the Buccaneers).
- Participated on special teams in his NFL debut against Detroit (10/6).
- Returned a kickoff for 19 yards at Baltimore (10/13) in his second and final game with the Packers.
- Rushed for 23 yards on nine carries and caught two passes for 23 yards, with all of his offensive statistics coming with Tampa Bay.
- Talled his first NFL carries with three rushes for three yards in his debut with the Buccaneers against Atlanta (11/17).
- Posted career highs with five rushes for 17 yards against Buffalo (12/8).
- Had one rush for three yards and recorded his first two career catches for a total of 23 receiving yards at New Orleans (12/29).

### COLLEGE:

- Played in 50 games with 30 starts at Missouri Western State from 2009-2012, finishing his career with 4,969 rushing yards and 35 touchdowns on 928 carries, while adding 93 receptions for 882 yards and nine touchdowns.
- Finished as the school's all-time leader in rushing yards, rushing attempts, all-purpose yards (5,851) and 100-yard games (20).
- As a redshirt senior, finished as the runner-up for the Harion Hill Award given to the nation's top player in Division II, was voted Offensive Player of the Year for the Mid-America Intercollegiate Athletics Association and was named the Offensive Player of the Year and a First Team All-America by *D2Football.com*.
- Started all 14 contests as a senior, leading the nation with a school-record 2,168 yards on 311 carries with 16 touchdowns and 21 catches for 220 yards and three touchdowns.
- As a redshirt junior, started in all 12 games and earned First Team All-MIAA honors after recording 265 rushes for 1,305 yards and eight touchdowns, and a career-high 31 catches for 257 yards and four touchdowns.
- Competed in 12 games (three starts) as a redshirt sophomore and rushed for 704 yards on 172 carries with three touchdowns, and caught 27 passes for 269 yards with two touchdowns.
- Played in 12 games with one start as a redshirt freshman, recording 180 rushes for 792 yards and eight touchdowns while adding 14 catches for 136 yards.

### PERSONAL:

- Attended Central High School in St. Joseph, Mo.
- Played both running back and linebacker, earning all-city, all-district and all-conference honors at both positions while also garnering all-state recognition as a running back as a senior.
- Lettered in track three times, participating in the 200- and 300-meter hurdles and relay teams.
- A native of St. Joseph, Mo.

### HILL SINGLE-GAME HIGHS

Att: 5 vs. BUF (12/8/13)  
 Yards: 17 vs. BUF (12/8/13)  
 TDs: 0  
 LG: 10 vs. BUF (12/8/13)

**2014 GAME-BY-GAME STATISTICS**

Date/Opp.	RUSHING					RECEIVING						
	GP	GS	No.	Yards	Avg.	LG	TD	No.	Yards	Avg.	LG	TD
9/7 @ DEN												
9/15 vs. PHI												
9/21 @ JAX												
9/28 vs. TEN												
10/5 vs. BAL												
10/9 @ HOU												
10/19 vs. CIN												
10/26 @ PIT												
11/3 @ NYG												
11/16 vs. NE												
11/23 vs. JAX												
11/30 vs. WAS												
12/7 @ CLE												
12/14 vs. HOU												
12/21 @ DAL												
12/28 @ TEN												
<b>2014 TOTALS</b>	<b>0</b>	<b>0</b>	<b>0</b>	<b>0</b>	<b>0.0</b>	<b>0</b>	<b>0</b>	<b>0</b>	<b>0</b>	<b>0.0</b>	<b>0</b>	<b>0</b>

**2014 GAME-BY-GAME RETURN STATISTICS**

Date/Opp.	GP	GS	PR	FC	Yards	Avg.	LG	TD	KR	Yards	Avg.	LG	TD
9/7 @ DEN													
9/15 vs. PHI													
9/21 @ JAX													
9/28 vs. TEN													
10/5 vs. BAL													
10/9 @ HOU													
10/19 vs. CIN													
10/26 @ PIT													
11/3 @ NYG													
11/16 vs. NE													
11/23 vs. JAX													
11/30 vs. WAS													
12/7 @ CLE													
12/14 vs. HOU													
12/21 @ DAL													
12/28 @ TEN													
<b>2014 TOTALS</b>	<b>0</b>	<b>0</b>	<b>0</b>	<b>0</b>	<b>0</b>	<b>0.0</b>	<b>0</b>	<b>0</b>	<b>0</b>	<b>0</b>	<b>0.0</b>	<b>0</b>	<b>0</b>

**2014 POSTSEASON GAME-BY-GAME STATISTICS**

Date/Opp.	RUSHING					RECEIVING						
	GP	GS	No.	Yards	Avg.	LG	TD	No.	Yards	Avg.	LG	TD
1/4 vs. CIN												
1/11 @ DEN	1	0	0	0	0.0	0	0	0	0	0.0	0	0
1/18 @ NE												
<b>2014 TOTALS</b>	<b>1</b>	<b>0</b>	<b>0</b>	<b>0</b>	<b>0.0</b>	<b>0</b>	<b>0</b>	<b>0</b>	<b>0</b>	<b>0.0</b>	<b>0</b>	<b>0</b>

**CAREER REGULAR SEASON STATISTICS**

Year	RUSHING					RECEIVING						
	GP	GS	No.	Yards	Avg.	LG	TD	No.	Yards	Avg.	LG	TD
2014 GB/WAS/IND	0	0	0	0	0.0	0	0	0	0	0.0	0	0
2013 GB/TB	8	0	9	23	2.6	10	0	2	23	11.5	12	0
<b>TOTAL</b>	<b>8</b>	<b>0</b>	<b>9</b>	<b>23</b>	<b>2.6</b>	<b>10</b>	<b>0</b>	<b>2</b>	<b>23</b>	<b>11.5</b>	<b>12</b>	<b>0</b>

**CAREER REGULAR SEASON RETURN STATISTICS**

Year	GP	GS	PR	FC	Yards	Avg.	LG	TD	KR	Yards	Avg.	LG	TD
2014 GB/WAS/IND	0	0	0	0	0	0.0	0	0	0	0	0.0	0	0
2013 GB/TB	8	0	0	0	0	0.0	0	0	1	19	19.0	19	0
<b>TOTAL</b>	<b>8</b>	<b>0</b>	<b>0</b>	<b>0</b>	<b>0</b>	<b>0.0</b>	<b>0</b>	<b>0</b>	<b>1</b>	<b>19</b>	<b>19.0</b>	<b>19</b>	<b>0</b>

**CAREER POSTSEASON STATISTICS**

Year	RUSHING					RECEIVING						
	GP	GS	No.	Yards	Avg.	LG	TD	No.	Yards	Avg.	LG	TD
2014 IND	1	0	0	0	0.0	0	0	0	0	0.0	0	0
<b>TOTAL</b>	<b>1</b>	<b>0</b>	<b>0</b>	<b>0</b>	<b>0.0</b>	<b>0</b>	<b>0</b>	<b>0</b>	<b>0</b>	<b>0.0</b>	<b>0</b>	<b>0</b>





## T.Y. HILTON

Wide Receiver 5-9 178 Florida International

NFL Exp: 3 (3rd Year with Colts)

How Acquired: D3 – 2012 (92nd overall)

Born: 11/14/89

GP/GS (Postseason): 46/26 (5/4)

# 13



### CAREER TRANSACTIONS:

- Selected by the Colts in the third round (92nd overall) of the 2012 NFL Draft.

### PRO CAREER:

- Was selected to his first career Pro Bowl in 2014.
- Set franchise postseason single-game records with 13 catches and 224 yards during the team's Wild Card victory against Kansas City on January 4, 2014. Became the second player in team postseason history to finish a game with 200-plus receiving yards. His 13 receptions tied for the second-most in a single game in NFL postseason history while his receiving yardage total ranks third.
- Registered a team record 327 receiving yards for a single postseason (2013, two games) while his 17 receptions ranked tied for fifth.
- Became the second player in Colts history to record two 100-yard receiving games in a single postseason in 2013.
- Established a regular season career-high in receptions (11) against Jacksonville on December 29, 2013 and receiving yards (223) at Houston on October 9, 2014.
- Tied a franchise record and set a career-high with three touchdowns in a win at Houston on November 3, 2013.
- Became the sixth player in NFL history to register 10 100-yard receiving games in the first two seasons of a career.
- Recorded five 100-yard receiving games in 2012, a Colts rookie record.
- Finished with the second-most receiving yards (861) by a rookie in franchise history.
- Ranked first among NFL rookies in receiving touchdowns (seven) in 2012.
- Became the first player in Colts history to score on a punt return and catch a pass for a touchdown when he accomplished the feat against Buffalo on November 26, 2012. Was named AFC Special Teams Player of the Week for his performance.
- Posted his first 1,000-yard receiving season in 2013 and added his second in 2014.
- Set the franchise record for the most receiving yards (1,944) and 100-yard games (10) and ranks second for the most receptions (132) in a Colts player's first two seasons with the team.

### 2014 (COLTS):

- Started at wide receiver in the regular season opener at Denver (9/7). Finished the game with five receptions for 41 yards and a long catch of nine yards.
- Led the team in receiving with six catches for 65 yards, starting at wide receiver in Week 2 against Philadelphia (9/15). Surpassed the 2,000-yard receiving plateau for his career.
- In a Week 3 victory at Jacksonville (9/21), led the team in receiving with five receptions for 80 yards (16.0 avg.), which included a long reception of 39 yards.
- Caught six passes for 105 receiving yards in a Week 4 victory against Tennessee (9/28). Finished with his 11th career 100-yard contest as he passed Roger Carr (10) for the sixth-most career 100-yard games in Colts history.
- Started at wide receiver in the team's Week 5 win against Baltimore (10/5) and caught nine passes for 90 yards with a long reception of 21 yards. His nine receptions are the second-most in a regular season contest and his most since the 2013 season finale against Jacksonville (11).
- In a Week 6 win at Houston (10/9), caught nine passes for a regular season career-best 223 yards and one touchdown. Logged the sixth 200-plus receiving yard performance for a regular season game in Colts history and fell two yards shy of breaking the franchise single-game record for receiving yards. Contributed with receptions of 37, 40 and 49 yards en route to 147 yards in the first quarter. Dating back to 1991, Hilton's first quarter receiving total is the most in a first quarter since Reggie Wayne tallied 112 yards against Green Bay on September 26, 2004. The receiving total is also the most for any NFL receiver in the first quarter of play this season.
- Started at wide receiver in a Week 7 victory against Cincinnati (10/19) and caught seven passes for 107 yards (15.3 avg.). The game marked his 13th career 100-plus yard receiving contest. Following his first catch of the game, passed Austin Collie (172) for the second-most receptions in a player's first three seasons of a career in Colts history.
- Led the team with six receptions for 155 yards and one touchdown starting at wide receiver in a Week 8 loss at Pittsburgh (10/26). On his second reception of the game, he caught a 28-yard touchdown pass and passed Bill Brooks for the most receiving yards through a player's first three seasons in Colts history. Tallied his 14th career 100-yard receiving contest, which is also his fourth of the season and his third in the last three games. It's the first time in his career that he has tallied three consecutive 100-yard outings. Along with teammate Donte Moncrief, the duo each posted 100-plus receiving yards, marking the second time the team has had two 100-yard receivers in the same game this season (Reggie Wayne, 119 and Hilton, 105 against Tennessee). It was the 42nd occasion in franchise history where the Colts had two 100-yard receivers in the same game.
- In a Week 9 win at the New York Giants (11/3), caught three passes for 71 yards and one touchdown. Notched his third touchdown of the season and his second in as many games on a 31-yard catch in the third quarter. He secured the ball out of a New York defender's hands as he landed in the end zone. The score gave the Colts a 23-3 lead. With the touchdown, tied Lenny Moore (15) for the fourth-most receiving touchdowns in the first three seasons of a career in Colts history.
- Caught three passes for 24 yards with a long reception of 13 yards in a Week 11 loss against New England (11/16).
- Started at wide receiver in a Week 12 victory against Jacksonville (11/23) and caught four passes for 122 yards and one touchdown. With 122 yards, topped 100 receiving yards for the 15th time in his career and the fifth time this season. Recorded his second consecutive 1,000-yard season and reached 3,000 receiving yards for his career. On his third reception of the game, caught a 73-yard touchdown pass to give the Colts a 20-3 lead. The reception tied his career-long, which went for his fourth touchdown of the season. The score also tied him with John Mackey and Austin Collie (16) for the second-most receiving touchdowns in the first three seasons of a career in Colts history.
- In a Week 13 win against Washington (11/30), started at wide receiver and caught five passes for 62 yards and one touchdown. With 62 yards, he established a new single-season career-high in receiving with (1,145). With his second catch of the game, passed Marvin Harrison for the most receptions through the first three seasons of a career in Colts history. On his three-yard receiving touchdown in the second quarter, passed John Mackey and Austin Collie (16) for the second-most receiving touchdowns in the first three seasons of a career in Colts history.

### HILTON SINGLE-GAME HIGHS

Rec:	11 vs. JAX (12/29/13)
Yards:	223 at HOU (10/9/14)
TDs:	3 at HOU (11/3/13)
LG:	73t, two times (Last vs. JAX 11/23/14)

- Started at wide receiver in a Week 14 victory at Cleveland (12/7) and caught 10 passes for 150 yards and two touchdowns. Topped the 100 receiving yard plateau for the 16th time in his career and the sixth time this season. He also reached 150 yards in a single game for the fourth time in his career. With two touchdowns, tied his single-season career-high of seven total scores, which he originally set in 2012. It was the fourth time in his career he finished with two-plus touchdowns in a single game. His 10 receptions were the second-most for a single-game in his career (11 vs. Jacksonville, 12/29/13). Caught a 42-yard touchdown in the third quarter, which cut Cleveland's lead to 21-16. He then added a one-yard touchdown reception with 32 seconds remaining in the fourth quarter, which proved to be the game-winner. His touchdowns were his fifth and sixth in his last six games.
- In a Week 15 win against Houston (12/14), started at wide receiver and led the team with four receptions for 50 yards. Joined Marvin Harrison and Reggie Wayne as the only Colts with 1,300-plus receiving yard seasons.
- Listed as inactive for a Week 16 loss at Dallas (12/21).
- Started at wide receiver in a Week 17 victory at Tennessee (12/28). Was targeted three times, but did not record a catch.
- In the team's AFC Wild Card Playoff victory against Cincinnati (1/4/15), caught six passes for 103 yards marking his third career 100-yard postseason contest. With six catches, passed Edgerrin James (28) for the fifth-most career receptions in Colts postseason history. With 103 receiving yards, moved into second place for the most receiving yards by an NFL player in his first four career postseason games.
- Started at wide receiver in the team's AFC Divisional Playoff victory at Denver (1/11/15) and caught four passes for a team-leading 72 yards (18.0 avg.). It was his fourth career postseason contest with 70-plus receiving yards. Also added one rush for a one-yard gain.

#### 2013 (COLTS):

- Competed in all 16 games (10 starts) and led the team with career highs in receptions (82) and yards (1,083) while adding five touchdowns.
- Registered a team record 327 receiving yards for a single postseason (2013, two games) while his 17 receptions ranked tied for fifth.
- Became the second player in Colts history to record two 100-yard receiving games in a single postseason.
- Became the sixth player in NFL history to register 10 100-yard receiving games in the first two seasons of a career.
- Set the franchise record for the most receiving yards (1,944) and 100-yard games (10) and ranks second for the most receptions (132) in a Colts player's first two seasons with the team.
- Finished a Week 2 contest against Miami (9/15) with 124 receiving yards while tying a then-career-high in receptions (six). Topped his previous career-high of 113 yards all in the first half. It was the highest first half receiving yardage total for the Colts dating back to December 6, 2009 when Pierre Garcon recorded 126 yards against Tennessee. With the 100-yard contest, tied Jim Mutscheller for 10th place in Colts history with his sixth career 100-yard game.
- In a Week 5 victory against Seattle (10/6), finished the game with five catches for 140 yards (28.0 avg.) and two touchdowns. Notched a 73-yard touchdown (career-long reception) on his first catch of the game in the first quarter to give the Colts their first points of the game. His second score came in the third quarter on a 29-yard reception. The first score marked his fourth career touchdown of 60 yards or more dating back to 2012. The only other player in the NFL with more in that span is Adrian Peterson (six). With 140 yards against Seattle, he tied Dallas Clark (seventh) for ninth in Colts history in career 100-plus-yard receiving performances. The multiple-touchdown performance was the second of his career.
- Recorded his eighth career 100-yard game after leading the team with seven receptions for 121 yards in a win at Houston (11/3). Established a career-high and tied a franchise record with three touchdowns. The second score came on a 58-yard pass from quarterback Andrew Luck in the fourth quarter, which marked the fifth connection the duo recorded of 50-plus yards since 2012. With 121 receiving yards, tied John Mackey (eight) for the eighth-most 100-yard games in Colts history. Returned a punt 34 yards in the second quarter, which was his longest of the season.
- In a Week 10 loss against St. Louis (11/10), posted seven receptions while totaling 130 yards. Recorded his ninth career 100-yard receiving contest and tied Bill Brooks for the seventh-most 100-plus-yard receiving performances in Colts history. His 130 receiving yards marked his second-best performance for a single game (140 vs. Seattle on Oct. 6, 2013). Connected with quarterback Andrew Luck on a 65-yard pass in the third quarter, which was the third-longest between the two dating back to 2012.
- Started at wide receiver in a Week 15 win against Houston (12/15) and tallied eight receptions for 78 receiving yards. Caught five receptions in the first quarter. With eight catches, passed Marshall Faulk (108) for the fifth-most receptions in a player's first two seasons in Colts history. With 78 yards, passed Marvin Harrison (1,702) for the second-most receiving yards in a player's first two seasons in team annals.
- In a Week 16 win at Kansas City (12/22), started at wide receiver and caught five passes for 52 yards with a long reception of 31 yards. With five receptions, passed Bill Brooks and Austin Collie for the third most catches in a player's first two seasons with the Colts.
- Started at wide receiver in a Week 17 victory against Jacksonville (12/29) and set regular season career highs with 11 receptions and 155 receiving yards. With his career-high sixth reception of the first quarter, reached the 1,000-yard receiving plateau for the first time in his career. With his ninth reception of the game in the second quarter, passed his previous career-high for receptions in a game of eight. His nine first half receptions are also the third-most for the team in a first half of play dating back to 1991 and the most for the Colts since Dallas Clark caught 11 passes against Houston in the first half on Nov. 8, 2009. Moved passed Bill Brooks (1,853) for the most receiving yards in a player's first two seasons in Colts history. Recorded his 10th 100-yard receiving performance, which ties Roger Carr for the fifth-most in Colts history. With 11 catches, passed Edgerrin James (125) for the second-most receptions in a player's first two seasons with the Colts.
- Started his first career playoff game at wide receiver during the team's Wild Card victory against Kansas City (1/4/14). Led the team in receiving and added his first career postseason 200-yard receiving performance with 13 catches for 224 yards and two touchdowns. His 13 catches tied for the second-most in NFL postseason history in a single game and set a franchise postseason record. His 224 receiving yards ranked as the third-most for a single-game in NFL postseason history and set a team postseason record. It was also the second 200-yard receiving game in Colts postseason history. His two receiving touchdowns tied a franchise record and marked the fourth time in team postseason history that a receiver caught two touchdowns in a single game. Recorded the game-winning 64-yard touchdown reception with 4:21 remaining in the fourth quarter to seal the victory.
- In the team's Divisional Playoff loss at New England (1/11/14), started at wide receiver and led the team in receiving, finishing with four catches for 103 yards. For the second consecutive week, topped the 100-yard receiving plateau while making long receptions of 40 and 46 yards. With four receptions, passed Brandon Stokley (22) for the seventh-most catches in Colts postseason history. With 103 receiving yards, passed Eddie Hinton (380) for the fourth-most yards in team postseason history.

#### 2012 (COLTS):

- Played in 15 games (one start) and recorded 50 catches for 861 yards and had a team-high seven touchdowns. Carried the ball five times for 29 yards. Added 26 punt returns for 300 yards and one touchdown. Also, returned seven kickoffs for 118 yards.
- Led both teams in receiving against Jacksonville (9/23) with four receptions for 113 yards and one touchdown.
- Registered his second 100-yard performance of the season with six catches for 102 yards against Miami (11/4). Added a 36-yard touchdown, his second of the season, in the third quarter.
- Finished the game with six catches for 100 yards and two touchdowns at New England (11/18). His 100-yard outing tied him with Andre Rison (three) for the most 100-yard games in a season by a Colts rookie receiver. Became the team's first rookie receiver with two touchdowns in a game since wide receiver Blair White (two) on Nov. 21, 2010 at New England.
- Caught three passes for 33 yards and one touchdown and returned four punts for 111 yards, including a 75-yard score against Buffalo

(11/25). Became the first player in Colts history with a punt return for a touchdown and a receiving touchdown in the same game. His punt return for a touchdown was the team's first since Dec. 16, 2007 when T.J. Rushing logged a 90-yard return for a score. Was named AFC Special Teams Player of the Week for his performance.

- Finished a Week 13 contest at Detroit (12/2) with a team-leading six receptions for 100 yards. With his total, he set a new club record for 100-yard receiving games by a rookie (four), topping Andre Rison's old record of three, which was set in 1989.
- Finished the game with three catches for 78 yards and one touchdown at Houston (12/16). His score came on a then-season-long 61-yard reception from Andrew Luck in the second quarter.
- Made his first start of the season at wide receiver at Kansas City (12/23) and caught two passes for 34 yards.
- Finished the game with four catches for 111 yards and one touchdown against Houston (12/30). Topped the 100-yard receiving plateau for the fifth time in 2012, improving his franchise rookie record for the most 100-yard games in a rookie season. Tied John Mackey and Austin Collie (seven) for the third-most touchdowns by a rookie in Colts history. The 70-yard catch was a season-long.
- Finished second on the team in receiving with eight catches for 66 yards in the Colts Wild Card Playoff loss at Baltimore (1/6/13). Caught a long pass of 25 yards.

#### COLLEGE:

- Started 37-of-50 games at Florida International, where he graduated with school career records for receptions (229), receiving yards (3,351) and touchdowns (24). Also contributed with 498 rushing yards and seven scores on 69 carries and completed two passes for 38 yards and a touchdown.
- Named a Third Team All-America selection as an all-purpose back by *The NFL Draft Report*, adding honorable mention honors from *Sports Illustrated* in 2011.
- Awarded Sun Belt Conference Player of the Year in 2010 and earned All-Sun Belt Conference first-team accolades in 2010 and 2011.
- Garnered Sun Belt Conference Freshman of the Year accolades from *The Sporting News* and *Rivals.com*, was named the Freshman of the Year by the Sun Belt Conference and was an All-Sun Belt Conference first-team choice as a kick return specialist and all-purpose player.
- Selected to the Freshman All-America team as a punt return specialist by the Football Writers Association of America and Freshman All-America kick returner by *The Sporting News*. Also received Honorable Mention All-America accolades from *Sports Illustrated*.
- Returned 49 punts for 614 yards and two touchdowns, as all three marks set school career records. His 97-yard scoring punt return against Florida Atlantic (11/12/11) set the FIU record and ranked as the second-longest in Sun Belt Conference history.
- Returned 105 kickoffs for 2,855 yards and four touchdowns, setting the school and Sun Belt career record for scoring returns and total runbacks.
- Graduated holding FIU and conference all-time records, in addition to ranking fifth in NCAA FBS history with 7,498 all-purpose yards (149.96 avg. per game).
- Found the end zone 37 times to set a school career record for touchdowns, while his 224 points rank second in school annals.
- Finished 10th among active NCAA Football Bowl Subdivision performers for receptions (229), sixth for receiving yards (3,351) and 14th for touchdown receptions (24).
- Established Sun Belt Conference all-time records for receiving yards (3,351) and touchdown grabs (24), while his receptions (229) rank second in league annals.
- Set FIU season records with 72 receptions for 1,038 yards in 2011.
- Returned 36 kickoffs as a freshman to set the school season record while his 841 yards on those runbacks rank second in single-season annals.

#### PERSONAL:

- Attended Miami Springs (Fla.) High School.
- Named the Dade County Athlete of the Year and added *Miami Herald* First Team All-Dade honors in football as a senior and in basketball as a junior.
- Garnered 6A second-team all-state honors from the Florida Sports Writers Association in 2007.
- As a senior, caught 42 passes for 785 yards and 16 touchdowns. Also scored four times on kick returns.
- Played wide receiver and defensive back as a sophomore, accumulating eight interceptions and 650 receiving yards.
- Assisted with the "Saving Our Youth" Celebrity Basketball Tournament at the Indiana Black Expo in 2013.
- Participated in the 2012 Colts Rookie Community Blitz at Concord Neighborhood Center, helping local children with reading, crafts and fitness activities.
- As a part of the Colts Community Ticket Block program, joined 2012 rookie teammates in donating 10 tickets per game to youth organizations.
- Participated in the Colts QB Shopping event with Shepherd Community Center as a volunteer shopper.
- Participated in the Colts Play 60 Super School visit.
- Majored in sports broadcasting at Florida International.
- A native of Miami.

**2014 GAME-BY-GAME STATISTICS**

Date/Opp.	RECEIVING						RUSHING					
	GP	GS	No.	Yards	Avg.	LG	TD	No.	Yards	Avg.	LG	TD
9/7 @ DEN	1	1	5	41	8.2	9	0	0	0	0.0	0	0
9/15 vs. PHI	1	1	6	65	10.8	16	0	0	0	0.0	0	0
9/21 @ JAX	1	1	5	80	16.0	39	0	0	0	0.0	0	0
9/28 vs. TEN	1	1	6	105	17.5	37	0	1	5	5.0	5	0
10/5 vs. BAL	1	1	9	90	10.0	21	0	0	0	0.0	0	0
10/9 @ HOU	1	1	9	223	24.8	49	1	0	0	0.0	0	0
10/19 vs. CIN	1	1	7	107	15.3	46	0	0	0	0.0	0	0
10/26 @ PIT	1	1	6	155	25.8	45	1	0	0	0.0	0	0
11/3 @ NYG	1	1	3	71	23.7	31t	1	0	0	0.0	0	0
11/16 vs. NE	1	1	3	24	8.0	13	0	0	0	0.0	0	0
11/23 vs. JAX	1	1	4	122	30.5	73t	1	1	15	15.0	15	0
11/30 vs. WAS	1	1	5	62	12.4	25	1	0	0	0.0	0	0
12/7 @ CLE	1	1	10	150	15.0	42t	2	0	0	0.0	0	0
12/14 vs. HOU	1	1	4	50	12.5	20	0	0	0	0.0	0	0
12/21 @ DAL	INACTIVE											
12/28 @ TEN	1	1	0	0	0.0	0	0	0	0	0.0	0	0
<b>2014 TOTALS</b>	<b>15</b>	<b>15</b>	<b>82</b>	<b>1,345</b>	<b>16.4</b>	<b>73t</b>	<b>7</b>	<b>2</b>	<b>20</b>	<b>10.0</b>	<b>15</b>	<b>0</b>

**2014 GAME-BY-GAME RETURN STATISTICS**

Date/Opp.	GP	GS	PR	FC	Yards	Avg.	LG	TD	KR	Yards	Avg.	LG	TD
9/7 @ DEN	1	1	0	0	0	0.0	0	0	0	0	0.0	0	0
9/15 vs. PHI	1	1	0	0	0	0.0	0	0	0	0	0.0	0	0
9/21 @ JAX	1	1	0	0	0	0.0	0	0	0	0	0.0	0	0
9/28 vs. TEN	1	1	0	0	0	0.0	0	0	0	0	0.0	0	0
10/5 vs. BAL	1	1	0	0	0	0.0	0	0	0	0	0.0	0	0
10/9 @ HOU	1	1	0	0	0	0.0	0	0	0	0	0.0	0	0
10/19 vs. CIN	1	1	0	0	0	0.0	0	0	0	0	0.0	0	0
10/26 @ PIT	1	1	0	0	0	0.0	0	0	0	0	0.0	0	0
11/3 @ NYG	1	1	0	0	0	0.0	0	0	1	0	0.0	0	0
11/16 vs. NE	1	1	0	0	0	0.0	0	0	0	0	0.0	0	0
11/23 vs. JAX	1	1	0	0	0	0.0	0	0	0	0	0.0	0	0
11/30 vs. WAS	1	1	0	0	0	0.0	0	0	0	0	0.0	0	0
12/7 @ CLE	1	1	0	0	0	0.0	0	0	0	0	0.0	0	0
12/14 vs. HOU	1	1	0	0	0	0.0	0	0	0	0	0.0	0	0
12/21 @ DAL	INACTIVE												
12/28 @ TEN	1	1	0	0	0	0.0	0	0	0	0	0.0	0	0
<b>2014 TOTALS</b>	<b>15</b>	<b>15</b>	<b>0</b>	<b>0</b>	<b>0</b>	<b>0.0</b>	<b>0</b>	<b>0</b>	<b>1</b>	<b>0</b>	<b>0.0</b>	<b>0</b>	<b>0</b>

**2014 POSTSEASON GAME-BY-GAME STATISTICS**

Date/Opp.	RECEIVING						RUSHING					
	GP	GS	No.	Yards	Avg.	LG	TD	No.	Yards	Avg.	LG	TD
1/4 vs. CIN	1	1	6	103	17.2	30	0	0	0	0.0	0	0
1/11 @ DEN	1	1	4	72	18.0	23	0	1	1	1.0	1	0
1/18 @ NE												
<b>2014 TOTALS</b>	<b>2</b>	<b>2</b>	<b>10</b>	<b>175</b>	<b>17.5</b>	<b>30</b>	<b>0</b>	<b>1</b>	<b>1</b>	<b>1.0</b>	<b>1</b>	<b>0</b>

**CAREER REGULAR SEASON STATISTICS**

Year	RECEIVING						RUSHING					
	GP	GS	No.	Yards	Avg.	LG	TD	No.	Yards	Avg.	LG	TD
2014 IND	15	15	82	1,345	16.4	73t	7	2	20	10.0	15	0
2013 IND	16	10	82	1,083	13.2	73t	5	2	6	3.0	0	0
2012 IND	15	1	50	861	17.2	70t	7	5	29	5.8	19	0
<b>TOTAL</b>	<b>46</b>	<b>26</b>	<b>214</b>	<b>3,289</b>	<b>15.4</b>	<b>73t</b>	<b>19</b>	<b>9</b>	<b>55</b>	<b>6.1</b>	<b>19</b>	<b>0</b>

**CAREER REGULAR SEASON RETURN STATISTICS**


Year	GP	GS	PR	FC	Yards	Avg.	LG	TD	KR	Yards	Avg.	LG	TD
2014 IND	15	15	0	0	0	0.0	0	0	1	0	0.0	0	0
2013 IND	16	10	17	12	159	9.4	34	0	0	0	0.0	0	0
2012 IND	15	1	26	18	300	11.5	75t	1	7	118	16.9	26	0
<b>TOTAL</b>	<b>46</b>	<b>26</b>	<b>43</b>	<b>30</b>	<b>459</b>	<b>10.7</b>	<b>75t</b>	<b>1</b>	<b>8</b>	<b>118</b>	<b>16.9</b>	<b>26</b>	<b>0</b>

**CAREER POSTSEASON STATISTICS**

Year	RECEIVING						RUSHING					
	GP	GS	No.	Yards	Avg.	LG	TD	No.	Yards	Avg.	LG	TD
2014 IND	2	2	10	175	17.5	30	0	1	1	1.0	1	0
2013 IND	2	2	17	327	19.2	64t	2	0	0	0.0	0	0
2012 IND	1	0	8	66	8.3	25	0	0	0	0.0	0	0
<b>TOTAL</b>	<b>5</b>	<b>4</b>	<b>35</b>	<b>568</b>	<b>16.2</b>	<b>64t</b>	<b>2</b>	<b>1</b>	<b>1</b>	<b>1.0</b>	<b>1</b>	<b>0</b>

**ADDITIONAL STATISTICS:** Recorded one pass attempt at Kansas City (12/23/12).





# KHALED HOLMES

Center/Guard 6-3 309 Southern California

NFL Exp: 2 (2nd Year with Colts)

How Acquired: D4 – 2013 (121st overall)

Born: 1/19/90

GP/GS (Postseason): 8/2 (2/2)

# 62



## CAREER TRANSACTIONS:

- Selected by the Colts in the fourth round (121st overall) of the 2013 NFL Draft.

## 2014 (COLTS):

- Listed as inactive for the Week 1 regular season opener at Denver (9/7).
- Was inactive for a Week 2 meeting against Philadelphia (9/15).
- Listed as inactive for a Week 3 victory at Jacksonville (9/21).
- Was inactive for the team's Week 4 win against Tennessee (9/28).
- Listed as inactive for the team's Week 5 victory against Baltimore (10/5).
- Was inactive for a Week 6 win at Houston (10/9).
- Listed as inactive for a Week 7 victory against Cincinnati (10/19).
- Was inactive for a Week 8 loss at Pittsburgh (10/26).
- Listed as inactive for a Week 9 win at the New York Giants (11/3).
- Was inactive for a Week 11 loss against New England (11/16).
- Listed as inactive for a Week 12 victory against Jacksonville (11/23).
- Saw his first action of the season in a Week 13 win against Washington (11/30). Served as an extra protector on the offensive line and was on the field for the team's first touchdown of the game, a 30-yard score from Andrew Luck to Coby Fleener.
- In a Week 14 victory at Cleveland (12/7), saw action at guard filling in for an injured Joe Reitz and assisted the offense in totaling 362 net yards. Provided time for Andrew Luck to complete 24 passes for 294 yards and two touchdowns, including the game-winning score to T.Y. Hilton with 32 seconds remaining in the fourth quarter.
- Saw action at guard in a Week 15 win against Houston (12/14) and assisted a Colts offense that totaled 278 net yards.
- Started his first career NFL contest at center in a Week 16 loss at Dallas (12/21). Helped the offense generate 235 gross passing yards, which set a franchise record for the most gross passing yards in a single season in franchise history.
- In a Week 17 victory at Tennessee (12/28), started at center and blocked for Andrew Luck to set the franchise single-season record with 4,761 passing yards. Provided time for the Colts offense to generate 378 net yards.
- Made his first career postseason start at center in the team's AFC Wild Card Playoff win against Cincinnati (1/4/15). Was part of an offensive line that assisted the team in recording the third-highest single game net yardage total (482) in Colts postseason history. The unit allowed only 1.0 sack and provided time for Andrew Luck to throw for 376 yards.
- Started at center in the team's AFC Divisional Playoff victory at Denver (1/11/15) and was part of an offensive line that did not allow a sack as the team compiled 364 net yards. Blocked for Andrew Luck to throw for 265 yards and two touchdowns in the win.

## 2013 (COLTS):

- In his rookie season with the Colts, competed in three games, was active but did not play in four contests and was inactive for nine games.
- Participated on special teams during a Week 15 win against Houston (12/15).
- Saw action on special teams in a Week 16 victory at Kansas City (12/22).
- Competed on special teams during a Week 17 win against Jacksonville (12/29).
- Listed as inactive for the team's Wild Card Playoff victory against Kansas City (1/4/14) and Divisional Playoff loss at New England (1/11/14).

## COLLEGE:

- Appeared in 40 games for Southern California, starting in 37 contests (24 at center and 13 at right offensive guard).
- In three seasons as a starter, was credited with 227 knockdowns/key blocks and recorded 27 touchdown-resulting blocks.
- In two seasons at center, called blocking assignments for an offensive line that yielded only 25.0 quarterback sacks during that 24-game span.

## PERSONAL:

- Attended Mater Dei High School in Santa Ana, Calif.
- Named to the 2005 Cal-Hi Sports All-State Sophomore first-team.
- In 2006, earned Cal-Hi Sports All-State second-team, Cal-Hi Sports All-State Underclass first-team, *Los Angeles Times* All-Star and All-Trinity league recognition.
- Received *PrepStar* and EA Sports All-America honors.
- Was a member of the ESPN 150 team and was also named to the *SuperPrep* All-Farwest, *PrepStar* All-West, *Long Beach Press-Telegram* Best in the West Best of the Rest and *Tacoma News Tribune* Western 100 Squads as a senior.
- Garnered Cal-Hi Sports All-State, All-CIF Pac-5 Division, *Los Angeles Times* All-Star, *Orange County Register* All-Orange County and All-Trinity League Co-Lineman of the Year honors.
- Served as a volunteer for the Million Meal Marathon and was a speaker at the team's Hispanic Heritage Month Football Camp.
- Was a participant at the Colts Rookie Community Blitz at the Chase Legacy Center.
- Received his bachelor's degree in communications at the University of Southern California in the spring of 2011 and is completing courses towards a master's degree in communication management.
- Father, Mike, was a defensive end that competed for the Michigan Wolverines from 1974-75.
- Brother, Alex, was a standout tight end at Southern California (2000-04) who had 82 career receptions and was a member of USC's 2003 and 2004 national championship squads before going on to play with the NFL's Miami Dolphins in 2005.
- Brother-in-law, Troy Polamalu, is former Trojan All-America selection (1999-2002) and current NFL All-Pro safety of the Pittsburgh Steelers.
- A native of Santa Ana, Calif.

## CAREER GP/GS:

2014 IND: 5/2 (2/2)

2013 IND: 3/0 (0/0)

TOTAL: 8/2 (2/2)



# DELANO HOWELL

Safety 5-11 197 Stanford

NFL Exp: 3 (3rd Year with Colts)

How Acquired: FA – 2012

Born: 11/17/89

GP/GS (Postseason): 12/3 (0/0)

# 26



### CAREER TRANSACTIONS:

- Signed by the Colts from the Buffalo Bills practice squad on November 28, 2012.
- Signed to the Buffalo practice squad on November 12, 2012.
- Waived by the Bills on November 9, 2012.
- Signed by Buffalo on October 15, 2012.
- Waived by the Bills on October 13, 2012.
- Signed by Buffalo as an undrafted free agent on April 30, 2012.

### 2014 (COLTS):

- Placed on Injured Reserve on August 31.

### 2013 (COLTS):

- Completed in six games (three starts) and totaled 24 tackles (14 solo) and one pass defended prior to being placed on Injured Reserve.
- Made his first career NFL start at free safety in the team's Week 3 victory at San Francisco (9/22). Finished the contest ranked second on the defense with seven tackles (two solo) and one pass defended. Was part of a secondary that limited 49ers quarterback Colin Kaepernick to two completions in the first half.
- Started his second consecutive game at free safety in the team's Week 4 victory at Jacksonville (9/29). Finished the contest with three tackles and was part of a secondary that held the Jaguars to 165 net passing yards.
- In a Week 5 victory against Seattle (10/6), gave the Colts a 14-12 advantage when he returned a blocked field goal from Lawrence Guy 61 yards for a touchdown. It was the fourth blocked field goal return for a touchdown in franchise history and the first since December 5, 2004 when Rob Morris returned a block 68 yards for a score. The blocked field goal return was the third-longest in franchise history. Also participated in the secondary and compiled three tackles.
- Made a start at free safety in the team's Week 6 loss at San Diego (10/14). Finished with a career-best 11 tackles (eight solo) while adding one tackle for loss.
- Placed on Injured Reserve on November 26, 2013.

### 2012 (BILLS/COLTS):

- Registered one solo tackle in six games played between the Bills and Colts.
- Signed off the Bills practice squad by the Colts on November 28, 2012.
- With Buffalo, was inactive for six games and was signed to the practice squad on November 12. Played in one game, making one tackle at Cleveland (9/23).
- Completed in his first career game as a member of the Colts at Detroit (12/2), but did not record a tackle.
- Participated on special teams and contributed with one tackle in the team's victory against Houston (12/30).
- Was listed as inactive for the team's AFC Wild Card Playoff loss at Baltimore (1/6/13).

### COLLEGE:

- Started 33-of-43 games played during his Stanford career and finished with 242 tackles (174 solo), seven interceptions and 19 passes defended.
- As a senior in 2011, was an All-Pac-12 Conference first-team selection after finishing with 52 tackles, four passes defended, a fumble recovery and a forced fumble.
- Named the recipient of the Jack Huston Award, awarded to the player who best exemplifies aggressiveness, exceptional performance and unheralded efforts.
- As a junior in 2010, was a Second Team All-Pac-10 selection after starting 12-of-13 games and finishing the season with 60 tackles (46 solo) and a team-high five interceptions.
- As a sophomore in 2009, earned Honorable Mention All-Pac-10 honors in his first season at the strong safety position.
- Started 11-of-12 games and finished the season as the team's second-leading tackler with 78 stops (52 solo), two interceptions, three passes defended and one fumble recovery.
- Transitioned into the secondary from running back in the spring of 2008.
- As a freshman in 2008, appeared in nine games.
- Made his collegiate debut against San Jose State and rushed nine times for 59 yards and one touchdown and caught nine passes for 94 yards. Also had 11 kickoff returns totaling 284 yards (25.8 avg.).
- Scored his first career rushing touchdown against Washington State.

### PERSONAL:

- Graduated from Hart High School in Newhall, Calif.
- Also participated in track and field and was his team's athlete of the year as a senior in 2006-07.
- Named Most Valuable Runner in 2004-05 and 2005-06.
- Hosts the Delano Howell DB Football Camp.
- Majored in science, technology and society.
- A native of Newhall, Calif.

### HOWELL SINGLE-GAME HIGHS

Tackles:	11 at SD (10/14/13)
Int:	0
PD:	1 at SF (9/22/13)

**CAREER REGULAR SEASON STATISTICS**

Year	GP	GS	Solo	Asst.	Total	Sacks	PD	FF	FR	INT	Yds	Avg.	LG	TD
2014 IND														
INJURED RESERVE														
2013 IND	6	3	14	10	24	0.0	1	0	0	0	0	0.0	0	0
2012 BUF/IND	6	0	1	0	1	0.0	0	0	0	0	0	0.0	0	0
<b>TOTAL</b>	<b>12</b>	<b>3</b>	<b>15</b>	<b>10</b>	<b>25</b>	<b>0.0</b>	<b>1</b>	<b>0</b>	<b>0</b>	<b>0</b>	<b>0</b>	<b>0.0</b>	<b>0</b>	<b>0</b>

**CAREER POSTSEASON STATISTICS**

Year	GP	GS	Solo	Asst.	Total	Sacks	PD	FF	FR	INT	Yds	Avg.	LG	TD
2014 IND														
INJURED RESERVE														
2013 IND														
INJURED RESERVE														
<b>TOTAL</b>	<b>0</b>	<b>0</b>	<b>0</b>	<b>0</b>	<b>0</b>	<b>0.0</b>	<b>0</b>	<b>0</b>	<b>0</b>	<b>0</b>	<b>0</b>	<b>0.0</b>	<b>0</b>	<b>0</b>

**SPECIAL TEAMS TACKLES:** 2 (2013 - 1, 2012 - 1)

**ADDITIONAL STATISTICS:** Recovered a blocked field goal and returned it 61 yards for a touchdown vs. Seattle (10/6/13)



**MONTORI HUGHES**  
**Defensive Tackle 6-4 350 UT Martin**  
**NFL Exp: 2 (2nd Year with Colts)**  
**How Acquired: D5 – 2013 (139th overall)**  
**Born: 8/25/90**  
**GP/GS (Postseason): 16/1 (2/0)**

**95**



**CAREER TRANSACTIONS:**

- Selected by the Colts in the fifth round (139th overall) of the 2013 NFL Draft.

**2014 (COLTS):**

- Was inactive for the Week 1 regular season opener at Denver (9/7).
- Notched one tackle in the team's Week 2 loss against Philadelphia (9/15).
- Saw action on the defensive line in a Week 3 victory at Jacksonville (9/21) and compiled one tackle.
- Competed at defensive tackle and on special teams in a Week 4 win against Tennessee (9/28) and totaled one tackle.
- Started his first career NFL contest at nose tackle in the team's Week 5 victory against Baltimore (10/5). Notched one tackle and one fumble recovery. The recovery, which was the first of his career, came on Baltimore's opening offensive possession and led to a Colts field goal.
- In a Week 6 win at Houston (10/9) finished the game with one tackle and was part of a defense that allowed only one third down conversion.
- Notched one tackle in a Week 7 victory against Cincinnati (10/19). Was part of a defense that held the Bengals to 135 net yards in the shutout win.
- Was inactive for a Week 8 loss at Pittsburgh (10/26).
- In a Week 9 win at the New York Giants (11/3), finished with one tackle and was part of a defense that limited the Giants to 89 rushing yards.
- Finished with one tackle in a Week 11 loss against New England (11/16).
- Tallied two tackles, one tackle for loss and one pass defensed in a Week 12 victory against Jacksonville (11/23). Was part of a defense that limited the Jaguars to 194 net yards.
- Competed on the defensive line and on special teams in a Week 13 win against Washington (11/30) and notched one tackle.
- In a Week 14 victory at Cleveland (12/7), finished with one tackle and was part of a defense that held the Browns to 248 net yards.
- Listed as inactive for a Week 15 win against Houston (12/14).
- Was inactive for a Week 16 loss at Dallas (12/21).
- Saw action on the defensive line in a Week 17 victory at Tennessee (12/28), but did not record a tackle. Was part of a defense that held the Titans to 192 net yards.
- Competed in his first career postseason game during the team's AFC Wild Card Playoff win against Cincinnati (1/4/15) and finished with one tackle and one fumble recovery on a Jerrell Freeman sack-forced fumble.
- In the team's AFC Divisional Playoff victory at Denver (1/11/15), competed on the defensive line, but did not record a tackle.

**2013 (COLTS):**

- Saw action in four games during his rookie season and compiled seven tackles (four solo).
- Competed in his first career NFL game during a Week 9 victory at Houston (11/3) and finished with one tackle.
- Participated on the defensive line in a Week 10 loss against St. Louis (11/10) and registered two tackles.
- Saw action on the defensive line during a Week 14 loss at Cincinnati (12/8) and finished with two tackles.
- Finished with two tackles in a Week 15 victory against Houston (12/15).
- Placed on Injured Reserve on December 24.

**COLLEGE:**

- For his career, appeared in 47 games (23 starts) and recorded 109 tackles (46 solo) with 5.0 sacks, 18.0 stops for loss and 22 quarterback pressures.
- Deflected five passes, caused three fumbles and recovered one fumble.
- In two seasons at UT Martin, posted 72 tackles (29 solo), 5.0 sacks, 15.0 stops for loss and 16 pressures.
- During his two years with the University of Tennessee, totaled 37 tackles (17 solo), adding 3.0 stops behind the line of scrimmage and six pressures.

**PERSONAL:**

- Was a three-year starter at Siegel High School in Murfreesboro, Tenn.
- Selected as a team captain as a senior and responded with 106 tackles, 13.0 sacks and 25.0 tackles for loss.
- Named the team's MVP, adding Region 4-5A Defensive MVP, all-region, all-area and all-county accolades in 2007.
- Chosen as an all-mid-state second-team choice that was sponsored by *The Tennessean*.
- Participated in the Toyota East-West All-Star Classic.
- As a junior, was named all-region, all-area and all-county in 2006.
- Also excelled on the basketball court, lettering two years as a sophomore and junior.
- Was a participant at the Colts Rookie Community Blitz at the Chase Legacy Center.
- Majored in arts & sciences.
- A native of Murfreesboro, Tenn.

<b>HUGHES SINGLE-GAME HIGHS</b>	
Tackles:	2, four times (Last: vs. JAX 11/23/14)
Sacks:	0.0
FF:	0
FR:	1 vs. BAL (10/5/14)



**2014 GAME-BY-GAME STATISTICS**

Date/Opp.	GP	GS	Solo	Asst.	Total	Sacks	PD	FF	FR	INT	Yds	Avg.	LG	TD
9/7 @ DEN														
INACTIVE														
9/15 vs. PHI	1	0	1	0	1	0.0	0	0	0	0	0	0.0	0	0
9/21 @ JAX	1	0	1	0	1	0.0	0	0	0	0	0	0.0	0	0
9/28 vs. TEN	1	0	1	0	0	0.0	0	0	0	0	0	0.0	0	0
10/5 vs. BAL	1	1	1	0	1	0.0	0	0	1	0	0	0.0	0	0
10/9 @ HOU	1	0	1	0	1	0.0	0	0	0	0	0	0.0	0	0
10/19 vs. CIN	1	0	0	1	1	0.0	0	0	0	0	0	0.0	0	0
10/26 @ PIT														
INACTIVE														
11/3 @ NYG	1	0	1	0	1	0.0	0	0	0	0	0	0.0	0	0
11/16 vs. NE	1	0	1	0	1	0.0	0	0	0	0	0	0.0	0	0
11/23 vs. JAX	1	0	1	1	2	0.0	1	0	0	0	0	0.0	0	0
11/30 vs. WAS	1	0	0	1	1	0.0	0	0	0	0	0	0.0	0	0
12/7 @ CLE	1	0	0	1	1	0.0	0	0	0	0	0	0.0	0	0
12/14 vs. HOU														
INACTIVE														
12/21 @ DAL														
INACTIVE														
12/28 @ TEN	1	0	0	0	0	0.0	0	0	0	0	0	0.0	0	0
<b>2014 TOTALS</b>	<b>12</b>	<b>1</b>	<b>8</b>	<b>4</b>	<b>11</b>	<b>0.0</b>	<b>1</b>	<b>0</b>	<b>1</b>	<b>0</b>	<b>0</b>	<b>0.0</b>	<b>0</b>	<b>0</b>

**2014 POSTSEASON GAME-BY-GAME STATISTICS**

Date/Opp.	GP	GS	Solo	Asst.	Total	Sacks	PD	FF	FR	INT	Yds	Avg.	LG	TD
1/4 vs. CIN	1	0	1	0	1	0.0	0	0	1	0	0	0.0	0	0
1/11 @ DEN	1	0	0	0	0	0.0	0	0	0	0	0	0.0	0	0
1/18 @ NE														
<b>2014 TOTALS</b>	<b>2</b>	<b>0</b>	<b>1</b>	<b>0</b>	<b>1</b>	<b>0.0</b>	<b>0</b>	<b>0</b>	<b>1</b>	<b>0</b>	<b>0</b>	<b>0.0</b>	<b>0</b>	<b>0</b>

**CAREER REGULAR SEASON STATISTICS**

Year	GP	GS	Solo	Asst.	Total	Sacks	PD	FF	FR	INT	Yds	Avg.	LG	TD
2014 IND	12	1	8	4	11	0.0	1	0	1	0	0	0.0	0	0
2013 IND	4	0	4	3	7	0.0	0	0	0	0	0	0.0	0	0
<b>TOTAL</b>	<b>16</b>	<b>1</b>	<b>12</b>	<b>7</b>	<b>18</b>	<b>0.0</b>	<b>1</b>	<b>0</b>	<b>1</b>	<b>0</b>	<b>0</b>	<b>0.0</b>	<b>0</b>	<b>0</b>

**CAREER POSTSEASON STATISTICS**

Year	GP	GS	Solo	Asst.	Total	Sacks	PD	FF	FR	INT	Yds	Avg.	LG	TD
2014 IND	2	0	1	0	1	0.0	0	0	1	0	0	0.0	0	0
2013 IND	INJURED RESERVE													
<b>TOTAL</b>	<b>2</b>	<b>0</b>	<b>1</b>	<b>0</b>	<b>1</b>	<b>0.0</b>	<b>0</b>	<b>0</b>	<b>1</b>	<b>0</b>	<b>0</b>	<b>0.0</b>	<b>0</b>	<b>0</b>



# ANDREW JACKSON

Inside Linebacker 6-1 254 Western Kentucky

NFL Exp: R (1st Year with Colts)

How Acquired: D6 – 2014 (203rd overall)

Born: 3/16/92

GP/GS (Postseason): 13/0 (2/0)

# 54



### CAREER TRANSACTIONS:

- Signed by the Colts to the active roster from the practice squad on September 27, 2014.
- Signed by the Colts to the practice squad on September 1, 2014.
- Waived by the Colts on August 30, 2014.
- Originally selected by the Colts in the sixth round (203rd overall) of the 2014 NFL Draft.

### 2014 (COLTS):

- Competed in his first career NFL contest in the team's Week 4 victory against Tennessee (9/28). Saw action at linebacker and on special teams, but did not register a tackle.
- In a Week 5 victory against Baltimore (10/5), participated at linebacker and special teams, but did not record a tackle.
- Saw action on special teams during a Week 6 win at Houston (10/9), but did not record a tackle.
- Participated on special teams, but did not finish with a tackle in a Week 7 victory against Cincinnati (10/19).
- In a Week 8 loss at Pittsburgh (10/26), competed at linebacker and compiled one tackle on special teams.
- Competed at linebacker and on special teams in a Week 9 win at the New York Giants (11/3). Finished with three special teams tackles.
- Participated at linebacker, on special teams and at fullback in goal line sets in a Week 11 loss against New England (11/16). Finished with one special teams stop.
- In a Week 12 victory against Jacksonville (11/23), saw action on special teams and at fullback. Provided a leading block on Trent Richardson's third quarter touchdown run to give the Colts a 13-3 lead.
- Notched two tackles, the first of his career, in a Week 13 win against Washington (11/30).
- In a Week 14 victory at Cleveland (12/7), finished with one tackle on special teams and served as a fullback on a goal line set that helped running back Daniel Herron convert a crucial fourth down in the fourth quarter, which led to T.Y. Hilton's game-winning touchdown reception.
- Competed on special teams in a Week 15 win against Houston (12/14). Made a key tackle on a Texans fake punt attempt in the second quarter preventing Houston from a new set of downs.
- In a Week 16 loss at Dallas, participated at linebacker, on special teams and served as a fullback on a goal line situation in the fourth quarter. Finished with one tackle.
- Recorded four tackles and 1.0 sack in a Week 17 victory at Tennessee (12/28). Notched his first career sack in the fourth quarter, which led to the Titans turning the ball over on downs. Was part of a defense that limited Tennessee to 192 net yards. Also contributed with two special teams tackles.
- Competed in his first career postseason game on special teams during Indianapolis' AFC Wild Card Playoff win against Cincinnati (1/4/15). Finished with one special teams stop.
- In the team's AFC Divisional Playoff victory at Denver (1/11/15) competed at linebacker and on special teams, but did not finish with a tackle.

### COLLEGE:

- Became the 10th player in Western Kentucky history to record at least 300 career tackles, finishing with 326.
- Among active NCAA Football Subdivision players, his 326 tackles rank 14th and his 24.0 assisted tackles for loss is fourth best in the group.
- Earned All-Sun Belt Conference first-team honors in two consecutive seasons (2011 and 2012).
- Competed in the 2014 East-West Shrine Game.
- Appeared in 37 games (33 starts) and recorded 326 tackles (174 solo), 6.5 sacks, 43.0 tackles for loss, one interception, five forced fumbles, one fumble recovery and four passes defended.
- In 2012, tallied 78 solo tackles, which ranks first for a WKU player during the FBS era.

### PERSONAL:

- Attended Kathleen High School in Lakeland, Fla. where he recorded 100 tackles (65 solo) as an inside linebacker.
- Also collected 3.0 sacks and three interceptions while adding one touchdown.
- Was the team's Defensive Player of the Year and the Florida Athletic Coaches Association Defensive Player of the Year.
- Earned all-county and all-state first-team honors.
- A native of Lakeland, Fla.

### JACKSON SINGLE-GAME HIGHS

Tackles:	4 at TEN (12/28/14)
Sacks:	1.0 at TEN (12/28/14)
FF:	0
FR:	0

**2014 GAME-BY-GAME STATISTICS**

Date/Opp.	GP	GS	Solo	Asst.	Total	Sacks	PD	FF	FR	INT	Yds	Avg.	LG	TD
9/7 @ DEN														
	PRACTICE SQUAD													
9/15 vs. PHI														
	PRACTICE SQUAD													
9/21 @ JAX														
	PRACTICE SQUAD													
9/28 vs. TEN	1	0	0	0	0	0.0	0	0	0	0	0	0.0	0	0
10/5 vs. BAL	1	0	0	0	0	0.0	0	0	0	0	0	0.0	0	0
10/9 @ HOU	1	0	0	0	0	0.0	0	0	0	0	0	0.0	0	0
10/19 vs. CIN	1	0	0	0	0	0.0	0	0	0	0	0	0.0	0	0
10/26 @ PIT	1	0	0	0	0	0.0	0	0	0	0	0	0.0	0	0
11/3 @ NYG	1	0	0	0	0	0.0	0	0	0	0	0	0.0	0	0
11/16 vs. NE	1	0	0	0	0	0.0	0	0	0	0	0	0.0	0	0
11/23 vs. JAX	1	0	0	0	0	0.0	0	0	0	0	0	0.0	0	0
11/30 vs. WAS	1	0	1	1	2	0.0	0	0	0	0	0	0.0	0	0
12/7 @ CLE	1	0	0	0	0	0.0	0	0	0	0	0	0.0	0	0
12/14 vs. HOU	1	0	0	0	0	0.0	0	0	0	0	0	0.0	0	0
12/21 @ DAL	1	0	1	0	1	0.0	0	0	0	0	0	0.0	0	0
12/28 @ TEN	1	0	2	2	4	1.0	0	0	0	0	0	0.0	0	0
<b>2014 TOTALS</b>	<b>13</b>	<b>0</b>	<b>4</b>	<b>3</b>	<b>7</b>	<b>1.0</b>	<b>0</b>	<b>0</b>	<b>0</b>	<b>0</b>	<b>0</b>	<b>0.0</b>	<b>0</b>	<b>0</b>

**2014 POSTSEASON GAME-BY-GAME STATISTICS**

Date/Opp.	GP	GS	Solo	Asst.	Total	Sacks	PD	FF	FR	INT	Yds	Avg.	LG	TD
1/4 vs. CIN	1	0	0	0	0	0.0	0	0	0	0	0	0.0	0	0
1/11 @ DEN	1	0	0	0	0	0.0	0	0	0	0	0	0.0	0	0
1/18 @ NE														
<b>2014 TOTALS</b>	<b>2</b>	<b>0</b>	<b>0</b>	<b>0</b>	<b>0</b>	<b>0.0</b>	<b>0</b>	<b>0</b>	<b>0</b>	<b>0</b>	<b>0</b>	<b>0.0</b>	<b>0</b>	<b>0</b>

**CAREER REGULAR SEASON STATISTICS**

Year	GP	GS	Solo	Asst.	Total	Sacks	PD	FF	FR	INT	Yds	Avg.	LG	TD
2014 IND	13	0	4	3	7	1.0	0	0	0	0	0	0.0	0	0
<b>TOTAL</b>	<b>13</b>	<b>0</b>	<b>4</b>	<b>3</b>	<b>7</b>	<b>1.0</b>	<b>0</b>	<b>0</b>	<b>0</b>	<b>0</b>	<b>0</b>	<b>0.0</b>	<b>0</b>	<b>0</b>

**CAREER POSTSEASON STATISTICS**

Year	GP	GS	Solo	Asst.	Total	Sacks	PD	FF	FR	INT	Yds	Avg.	LG	TD
2014 IND	2	0	0	0	0	0.0	0	0	0	0	0	0.0	0	0
<b>TOTAL</b>	<b>2</b>	<b>0</b>	<b>0</b>	<b>0</b>	<b>0</b>	<b>0.0</b>	<b>0</b>	<b>0</b>	<b>0</b>	<b>0</b>	<b>0</b>	<b>0.0</b>	<b>0</b>	<b>0</b>

**SPECIAL TEAMS TACKLES:** 9 (2014 - 9)

**POSTSEASON SPECIAL TEAMS TACKLES:** 1 (2014 - 1)



**D'QWELL JACKSON**  
**Inside Linebacker 6-0 240 Maryland**  
**NFL Exp: 9 (1st Year with Colts)**  
**How Acquired: FA – 2014**  
**Born: 9/26/83**  
**GP/GS (Postseason): 113/112 (2/2)**

**52**



**CAREER TRANSACTIONS:**

- Signed by the Colts as a free agent on March 6, 2014.
- Selected by the Browns in the second round (34th overall) of the 2006 NFL Draft.

**PRO CAREER:**

- In nine seasons, has started 112-of-113 games (2006-2014) and holds a streak of 64 consecutive starts.
- Has recorded seven-career 100-tackle seasons while leading the Browns in stops from 2007-08, 2011-13.
- Started all 16 games for the fourth time in his career in 2013 and played in 1,149-of-1,150 (99.9%) defensive snaps.
- In 2012, earned AFC Defensive Player of the Week honors (Week 12). Was also named AFC Defensive Player of the Month in September of 2011.
- Earned his second AFC Defensive Player of the Week honor after totaling 12 tackles (seven solo), two tackles for loss, one pass defended and one fumble recovery, which he returned 35 yards for a touchdown in a win against Washington on November 30, 2014.
- In 2012, earned the Browns Dino Lucarelli Good Guy Award.
- Was honored as the Browns recipient of the Ed Block Courage Award in 2011.

**2014 (COLTS):**

- Made his Colts debut starting at inside linebacker in a Week 1 meeting at Denver (9/7). Finished the game with 13 tackles (six solo).
- Recorded his 50th consecutive start at inside linebacker in a Week 2 loss against Philadelphia (9/15). Compiled eight tackles (four solo) and one tackle for loss.
- In a Week 3 victory at Jacksonville (9/21), started at inside linebacker in his 100th career NFL contest. Led the team with 13 tackles (10 solo) while adding 1.0 sack and one forced fumble. His sack in the second quarter was his first as a member of the Colts and number 12.5 for his career. The quarterback takedown led to a Jaguars punt. Contributed with a forced fumble late in the second quarter, which was recovered by cornerback Darius Butler. The Colts scored a touchdown on the following possession.
- Started in his 100th career game and led the team with 12 tackles (eight solo) and 1.0 sack in a Week 4 victory against Tennessee (9/28). Dropped Charlie Whitehurst for a loss of nine yards on a third down in the third quarter to force a punt. The sack was his second of the season and number 13.5 of his career.
- Compiled nine tackles (five solo) starting at MIKE linebacker in the team's Week 5 win against Baltimore (10/5). Was part of a defense that limited the Ravens to 197 net passing yards and 1-of-11 (nine percent) on third down conversions.
- In a Week 6 win at Houston (10/9), started at MIKE linebacker and notched eight tackles (six solo), 1.0 sack and one fumble recovery. The sack came on a third down and forced a Texans punt. The fumble recovery came on Houston's last offensive possession to seal the victory. Quarterback Ryan Fitzpatrick was sacked by Bjoern Werner who forced the fumble.
- Started at MIKE linebacker in a Week 7 victory against Cincinnati (10/19) and totaled 11 tackles (six solo). Was part of a defense that held the Bengals to 135 net yards in the shutout win.
- In a Week 8 loss at Pittsburgh (10/26), started at MIKE linebacker and led the team with a season-high 15 tackles (12 solo).
- Finished with 10 tackles (five solo) starting at MIKE linebacker in a Week 9 win at the New York Giants (11/3). Was part of a defense that limited the Giants to 89 rushing yards.
- Started at MIKE linebacker in a Week 11 loss against New England (11/16) and led the team lead with 12 tackles (five solo).
- Led the team with 14 tackles (seven solo), 1.0 sack and one fumble recovery starting at MIKE linebacker in a Week 12 victory against Jacksonville (11/23). The fumble recovery was his second of the season and the ninth of his career. Added his lone sack of the game when he brought down Blake Bortles for a 12-yard loss in the third quarter, forcing a Jaguars punt. He improved his season sack total to 4.0, which set a new single-season career-high.
- Started at MIKE linebacker in a Week 13 win against Washington (11/30) and tied for the team lead with 12 tackles (seven solo), two tackles for loss, one pass defended and one fumble recovery, which he returned 35 yards for a touchdown. Following an Erik Walden sack-forced fumble in the third quarter, scooped up the ball and took it to the end zone for a score giving Indianapolis a 35-17 lead. It was his second career touchdown (27-yard interception return against Philadelphia on Sept. 9, 2012). Earned AFC Defensive Player of the Week honors for his performance.
- In a Week 14 victory at Cleveland (12/7) started at MIKE linebacker and led the team with 15 tackles (10 solo) while adding one tackle for loss and one quarterback hit. Reached 150 tackles for the season for the third time in his career (2008 & 2011 with Cleveland). Was part of a defense that limited the Browns to 248 net yards and 137 net passing yards.
- Totaled 11 tackles (six solo) starting at MIKE linebacker in a Week 15 win against Houston (12/14). Was part of a defense that held the Texans to 289 yards of net offense.
- Started at MIKE linebacker in a Week 16 loss at Dallas (12/21) and finished with eight tackles (five solo) while adding two tackles for loss and one fumble recovery. The fumble recovery established a new single-season career-best with four.
- In a Week 17 victory at Tennessee (12/28), led the team with 13 tackles (nine solo) while adding one tackle for loss. Was part of a defense that held the Titans to 192 net yards.
- Started his first career NFL playoff game at MIKE linebacker in an AFC Wild Card Playoff victory against Cincinnati (1/4/15). Contributed with eight tackles (three solo) and one pass defended.
- In the team's AFC Divisional Playoff win at Denver (1/11/15), started at MIKE linebacker and led the team with 12 tackles (10 solo).

**2013 (BROWNS):**

- As a defensive captain, started all 16 games at inside linebacker and tallied a team-high 143 tackles (92 solo), 1.5 sacks, seven passes defended, one interception, one forced fumble and one fumble recovery.
- Played in 1,149-of-1,150 (99.9%) defensive snaps, missing only a Hail Mary attempt at the end of a game against Minnesota (9/22).
- Posted 10-plus tackles in seven games.
- Tied the team lead with 10 tackles while adding one pass defended that led to an interception in the season opener against Miami (9/8).
- Notched eight tackles and his lone fumble recovery of the season in a Week 2

**JACKSON SINGLE-GAME HIGHS**

Tackles: 20 at TEN (12/7/08)  
 Sacks: 3.0 at CIN (9/16/12)  
 FF: 1, six times (Last: at JAX 9/21/14)  
 FR: 1, 11 times (Last: at DAL 12/21/14)



- loss at Baltimore (9/15).
- Tied his season-high with 11 tackles (eight solo) and added one forced fumble in a Week 3 win at Minnesota (9/22).
- Recorded 11 tackles (seven solo) for the second consecutive week and contributed with one pass defended in a Week 4 victory against Cincinnati (9/29).
- In Week 8, tied a team-high with 10 tackles (six solo) and registered his third-career multiple-sack game (1.5) at Kansas City (10/27). Both sacks forced Kansas City punts.
- Posted a team-leading nine tackles (seven solo) while adding one pass defended in a Week 9 victory against Baltimore (11/3).
- Tied for the team lead with 10 tackles (five solo) in a Week 11 loss at Cincinnati (11/17).
- Finished with nine tackles (eight solo), one interception and one pass defended in a Week 14 loss at New England (12/8). His first quarter interception set up a Browns field goal and ended Tom Brady's streak of 109 consecutive passes at Gillette Stadium without an interception.
- Led the team and posted his sixth game of the season with double-digit tackles (10) while contributing with one pass defended in a Week 16 loss at the New York Jets (12/22).

#### 2012 (BROWNS):

- Started all 16 games at inside linebacker and registered a team-high 119 tackles while adding 3.5 sacks, two interceptions, seven passes defended, two fumble recoveries and two forced fumbles.
- The season marked the fifth time in his career he reached the 100-tackle plateau and the second in-a-row.
- Became the first Browns player to have an interception in the first two games of a season since Anthony Henry in 2004 and the first Browns linebacker to have an interception in the first two games of a season since the NFL merger in 1970.
- Served as a defensive captain and was voted as a first alternate at middle linebacker for the AFC Pro Bowl squad.
- Earned the Browns Dino Lucarelli Good Guy Award.
- Picked off a Michael Vick pass in the fourth quarter against Philadelphia (9/9), and returned it 27 yards for his first career touchdown.
- Tallied a career-high 3.0 sacks at Cincinnati (9/16). Became the first Brown to have 3.0 sacks in a game since Kenard Lang had three against Baltimore on September 12, 2004 and the first Browns linebacker to have 3.0-or-more sacks in a game since Andre Davis had 4.0 at Kansas City on November 9, 2003.
- Led the team with nine tackles and added a fumble recovery and a forced fumble against Pittsburgh (11/25), which were two of eight turnovers forced by the Browns defense on the day. Named AFC Defensive Player of the Week for his performance.

#### 2011 (BROWNS):

- Started all 16 games at middle linebacker and led the team with 158 tackles, a career-high 3.5 sacks, an interception, a forced fumble and three fumble recoveries.
- His tackle total was second in the NFL, trailing only Washington's London Fletcher (166).
- His three fumble recoveries led the team and tied for the most defensive recoveries in the AFC, along with Baltimore's Haloti Ngata, New England's Rob Ninkovich and Indianapolis' Robert Mathis.
- Cited as the NFL Comeback Player of the Year by Peter King of *Sports Illustrated*.
- Voted by the local media as the Browns 2011 Player of the Year and was the recipient of the team's Ed Block Courage Award.
- Named AFC Defensive Player of the Month for September after registering 30 tackles, 2.5 sacks, a fumble recovery, a forced fumble and a pass defended in three games as the Browns allowed just five touchdowns and went 2-1 in the month.
- Named to *USA Today's* All-Joe Team.
- Led the Browns in tackles 13 times and accounted for double digit tackle totals on eight occasions.
- Led the team with 10 tackles at San Francisco (10/30), including three tackles on the Browns' goal-line stand in the second quarter which ended with a stop on fourth-and-goal from the one.
- Totaled eight tackles and an interception which he returned for a career-long 24 yards at Houston (11/6).
- Notched a season-best 13 tackles, 1.0 sack and a fumble recovery at Pittsburgh (12/8).

#### 2010 (BROWNS):

- Was inactive for the first two games of the season with a pectoral injury prior to being placed on Injured Reserve on September 25.

#### 2009 (BROWNS):

- Started each of the first six games at inside linebacker and was voted a co-captain on defense.
- Finished the year with 57 tackles (44 solo), one forced fumble and two passes defended.
- Led the team in tackles in four of the six contests in which he appeared.
- Registered a season-high 14 tackles in addition to one pass defended and his first career forced fumble against Cincinnati (10/4).
- Sustained a pectoral injury at Pittsburgh (10/18) and was placed on Injured Reserve on October 20.

#### 2008 (BROWNS):

- Started all 16 games and led the team with 188 tackles, 2.0 sacks, three interceptions and five passes defended.
- Intercepted Ravens quarterback Joe Flacco at Baltimore (9/21) while adding 12 tackles and one pass defended.
- Shared a sack with Santonio Thomas on a three-yard takedown of David Garrard at Jacksonville (10/26) while posting 14 tackles (eight solo).
- Recorded a six-yard sack of Joe Flacco against Baltimore (11/2).
- Registered a career-high 20 tackles and a career-best two interceptions and two passes defended at Tennessee (12/7). Both interceptions came off Kerry Collins, as Jackson became the first Browns linebacker to have two interceptions in a game since Eddie Johnson had a pair on October 14, 1984 against the New York Jets.

#### 2007 (BROWNS):

- Started 13-of-14 games at linebacker and led the team with 111 tackles while adding 1.0 sack, one interception, one fumble recovery and three passes defended. Also contributed with one special teams tackle.
- Recorded his first career interception off Matt Schaub against Houston (11/25) while totaling 11 tackles (eight solo).
- Had a season-high 12 tackles at N.Y. Jets (12/9).
- Part of a defensive effort that gave the Browns their first shutout since 2005 (11/20/05 vs. Miami, 22-0 win) and held the Bills to 232 net yards of offense in an 8-0 win against Buffalo (12/16).
- Posted seven tackles and his lone fumble recovery of the season in a loss at Cincinnati (12/23).
- Tallied his first career sack to go along with nine tackles (eight solo) in the regular season finale win against San Francisco (12/30).

#### 2006 (BROWNS):

- Started all 13 games he appeared in and ranked second on the club with 115 tackles and 11 special teams stops while adding one pass defended.
- Was credited with double-digit tackle totals on five occasions.

- Made his NFL debut and started at weakside linebacker compiling 10 tackles against New Orleans (9/10).
- Finished with 12 tackles against Miami (10/14) and at the New York Jets (12/9).
- Was placed on Injured Reserve on December 15.

#### COLLEGE:

- In 48 games at the University of Maryland (2002-05), started 34 contests and became the seventh player in school history to record more than 400 career tackles.
- His 447 tackles ranked fourth on the school's all-time record list.
- Finished his collegiate career with 10.5 sacks for 62 yards, four forced fumbles, one fumble recovery, six interceptions, eight passes defended and one blocked kick.
- In 2005, became only the second Maryland player to earn the Atlantic Coast Conference Defensive Player of the Year award, joining E.J. Henderson, who earned the award in 2001 and 2002.
- Became one of three players in school annals to lead the team in tackles in three consecutive seasons.

#### PERSONAL:

- Attended Seminole (Fla.) High School and lettered three times in football, competing as a fullback, linebacker, quarterback and punter.
- Played in the prestigious Florida-Georgia All-Star game.
- Seminole High went 23-4 in his last two years and made the regional finals both seasons.
- Embarked on a week-long visit to U.S. troops at military bases throughout Southwest Asia as part of the NFL-USO program during the 2013 offseason.
- Founded the "Read Hope, Real Dreams" season ticket program, which provided tickets, apparel and food for the East Cleveland Neighborhood organization.
- A native of Largo, Fla.

#### 2014 GAME-BY-GAME STATISTICS

Date/Opp.	GP	GS	Solo	Asst.	Total	Sacks	PD	FF	FR	INT	Yds	Avg.	LG	TD
9/7 @ DEN	1	1	6	7	13	0.0	0	0	0	0	0	0.0	0	0
9/15 vs. PHI	1	1	4	4	8	0.0	0	0	0	0	0	0.0	0	0
9/21 @ JAX	1	1	10	3	13	1.0	0	1	0	0	0	0.0	0	0
9/28 vs. TEN	1	1	8	4	12	1.0	0	0	0	0	0	0.0	0	0
10/5 vs. BAL	1	1	5	4	9	0.0	0	0	0	0	0	0.0	0	0
10/9 @ HOU	1	1	6	2	8	1.0	0	0	1	0	0	0.0	0	0
10/19 vs. CIN	1	1	6	5	11	0.0	0	0	0	0	0	0.0	0	0
10/26 @ PIT	1	1	12	3	15	0.0	0	0	0	0	0	0.0	0	0
11/3 @ NYG	1	1	5	5	10	0.0	0	0	0	0	0	0.0	0	0
11/16 vs. NE	1	1	5	7	12	0.0	0	0	0	0	0	0.0	0	0
11/23 vs. JAX	1	1	7	7	14	1.0	0	0	1	0	0	0.0	0	0
11/30 vs. WAS	1	1	7	5	12	0.0	1	0	1	0	0	0.0	0	1
12/7 @ CLE	1	1	10	5	15	0.0	0	0	0	0	0	0.0	0	0
12/14 vs. HOU	1	1	6	5	11	0.0	0	0	0	0	0	0.0	0	0
12/21 @ DAL	1	1	5	3	8	0.0	0	0	1	0	0	0.0	0	0
12/28 @ TEN	1	1	9	4	13	0.0	0	0	0	0	0	0.0	0	0
<b>2014 TOTALS</b>	<b>16</b>	<b>16</b>	<b>111</b>	<b>73</b>	<b>184</b>	<b>4.0</b>	<b>1</b>	<b>1</b>	<b>4</b>	<b>0</b>	<b>0</b>	<b>0.0</b>	<b>0</b>	<b>1</b>

#### 2014 POSTSEASON GAME-BY-GAME STATISTICS

Date/Opp.	GP	GS	Solo	Asst.	Total	Sacks	PD	FF	FR	INT	Yds	Avg.	LG	TD
1/4 vs. CIN	1	1	3	5	8	0.0	1	0	0	0	0	0.0	0	0
1/11 @ DEN	1	1	10	2	12	0.0	0	0	0	0	0	0.0	0	0
1/18 @ NE														
<b>2014 TOTALS</b>	<b>2</b>	<b>2</b>	<b>13</b>	<b>7</b>	<b>20</b>	<b>0.0</b>	<b>1</b>	<b>0</b>	<b>0</b>	<b>0</b>	<b>0</b>	<b>0.0</b>	<b>0</b>	<b>0</b>

#### CAREER REGULAR SEASON STATISTICS

Year	GP	GS	Solo	Asst.	Total	Sacks	PD	FF	FR	INT	Yds	Avg.	LG	TD
2014 IND	16	16	111	73	184	4.0	1	1	4	0	0	0.0	0	1
2013 CLE	16	16	92	50	143	1.5	7	1	1	1	0	0.0	0	0
2012 CLE	16	16	64	55	119	3.5	7	2	2	2	31	15.5	27t	1
2011 CLE	16	16	116	42	158	3.5	3	1	3	1	24	24.0	24	0
2010 CLE														
2009 CLE	6	6	44	13	57	0.0	2	1	0	0	0	0.0	0	0
2008 CLE	16	16	114	77	191	2.0	6	0	0	3	29.0	9.7	16	0
2007 CLE	14	13	78	33	111	1.0	3	0	1	1	1	1.0	1	0
2006 CLE	13	13	58	54	112	0.0	0	0	0	0	0	0.0	0	0
<b>TOTAL</b>	<b>113</b>	<b>112</b>	<b>677</b>	<b>397</b>	<b>1075</b>	<b>15.5</b>	<b>29</b>	<b>6</b>	<b>11</b>	<b>8</b>	<b>85</b>	<b>10.6</b>	<b>27t</b>	<b>2</b>

#### CAREER POSTSEASON STATISTICS

Year	GP	GS	Solo	Asst.	Total	Sacks	PD	FF	FR	INT	Yds	Avg.	LG	TD
2014 IND	2	2	13	7	20	0.0	1	0	0	0	0	0.0	0	0
<b>TOTAL</b>	<b>2</b>	<b>2</b>	<b>13</b>	<b>7</b>	<b>20</b>	<b>0.0</b>	<b>1</b>	<b>0</b>	<b>0</b>	<b>0</b>	<b>0</b>	<b>0.0</b>	<b>0</b>	<b>0</b>

**ADDITIONAL STATISTICS:** Returned an interception 27 yards for a touchdown vs. Philadelphia (9/9/12).

Recovered a fumble and returned it 35 yards for a touchdown vs.

Washington (11/30/14).



# RICKY JEAN FRANCOIS

**Defensive Tackle 6-3 297 LSU**

**NFL Exp: 6 (2nd Year with Colts)**

**How Acquired: UFA – 2013 (SF)**

**Born: 11/23/86**

**GP/GS (Postseason): 77/28 (9/2)**

# 99



### CAREER TRANSACTIONS:

- Signed by the Colts as an unrestricted free agent on March 14, 2013.
- Originally selected by the San Francisco 49ers in the seventh round (244th overall) of the 2009 NFL Draft.

### 2014 (COLTS):

- Participated on the defensive line in a Week 1 meeting at Denver (9/7) and totaled three tackles.
- Started at defensive tackle in a Week 2 contest against Philadelphia (9/15) and tallied three tackles, one tackle for loss and one pass defended in the loss.
- In a Week 3 victory at Jacksonville (9/21), started at defensive tackle and limited the Jaguars to 33 rushing yards and two first downs in the first half of play.
- Made his third start of the season in a Week 4 victory against Tennessee (9/28) and finished the contest with one tackle and one fumble recovery, the first of his career. The recovery came at the 7:40 mark in the first quarter and gave Indianapolis possession of the ball at the Titans 38-yard line. The turnover led to a Colts touchdown.
- Compiled two tackles starting at defensive tackle in the team's Week 5 win against Baltimore (10/5). Was part of a defense that held the Ravens to 1-of-11 (nine percent) on third down conversions.
- In a Week 6 victory at Houston (10/9), started at defensive tackle and collected five solo tackles, one pass defended and tallied his first sack of the season when he brought down Texans quarterback Ryan Fitzpatrick in the second quarter. The sack led to a fourth down and an incomplete pass on the next play.
- Earned his sixth start of the season at defensive tackle and compiled three tackles and 1.0 sack in a Week 7 win against Cincinnati (10/19). The sack came on a second down when he ran Bengals receiver Mohamed Sanu out-of-bounds for a six-yard loss. Outside linebacker Bjoern Werner added a sack on the following play to force a Cincinnati punt.
- Started at defensive tackle in a Week 8 loss at Pittsburgh (10/26) and finished with two stops and one tackle for loss. Also recovered a blocked punt at the end of the second quarter.
- In a Week 9 victory against the New York Giants (11/3), started at defensive tackle and recorded one stop.
- Started at defensive tackle in a Week 11 loss against New England (11/16) and finished with one tackle.
- Finished with one tackle and one pass defended starting at defensive tackle in a Week 12 win against Jacksonville (11/23). Was part of a defense that held the Jaguars to 194 net yards.
- In a Week 13 victory against Washington (11/30), started at defensive tackle and was part of a defense that limited the Redskins to 84 net rushing yards.
- Started at defensive tackle in a Week 14 win at Cleveland (12/7) and finished with one tackle. Was part of a defense that held the Browns to 248 net yards.
- Notched two tackles and 1.0 sack starting at defensive tackle in a Week 15 victory against Houston (12/14). With his quarterback takedown in the second quarter, set a new single-season career-high with 3.0 sacks, surpassing his previous best of 2.5 sacks set in 2013. The sack also came on a third down forcing a Texans punt.
- In a Week 16 loss at Dallas (12/21), tallied two solo tackles.
- In a Week 17 win at Tennessee (12/28), totaled four tackles while adding one quarterback hit and one pass defended. Was part of a defense that held the Titans to 192 net yards.
- Compiled one tackle and half of a sack in the team's AFC Wild Card Playoff win against Cincinnati (1/4/15). His half sack came on the final play of the third quarter to force a Bengals punt.
- In the team's AFC Divisional Playoff victory at Denver (1/11/15), finished with one tackle and was part of a defensive unit that held the Broncos to 288 net yards.

### 2013 (COLTS):

- Started all 10 games he participated in and finished the season with 23 tackles (19 solo), 2.5 sacks and two passes defended.
- Started his first game in a Colts uniform in the regular season opener against Oakland (9/8). Contributed with four solo tackles in the victory.
- Registered two tackles and one pass defended in the team's Week 2 loss against Miami (9/15).
- In a Week 6 loss at San Diego (10/14), finished with two solo stops and one tackle for loss.
- Notched three tackles and split a sack, which was his first as a member of the Colts during the team's Week 7 win against Denver (10/20).
- Compiled two tackles and one tackle for loss in a Week 11 victory at Tennessee (11/14).
- Contributed with his first career multiple-sack game when he brought down Cardinals quarterback Carson Palmer in the first and third quarters against Arizona (11/24). Also added five solo tackles and one pass defended. Earned his first full sack as a member of the Colts in the first quarter.
- Finished with three tackles during the team's Week 13 victory against Tennessee (12/1).
- Started his first career postseason game at defensive tackle during the team's Wild Card Playoff win against Kansas City (1/4/14). Compiled three tackles and recorded his first career postseason sack when he brought down Chiefs quarterback Alex Smith for a two-yard loss in the third quarter.
- Made a start at defensive tackle during the team's Divisional Playoff loss at New England (1/11/14) and finished with two tackles and one tackle for loss.

### 2012 (49ERS):

- Played in all 16 games for the third consecutive season, making three starts and totaling a career-high in tackles (51) while adding 2.0 sacks.
- Capped the regular season registering 21 tackles (13 solo) and 2.0 sacks in the final three games.
- Totaled five tackles (three solo) in three postseason games.
- Posted seven tackles (four solo) at Minnesota (9/23).
- In his first start of the season, was part of defense that held the New York

### JEAN FRANCOIS SINGLE-GAME HIGHS

Tackles:	10 at SEA (12/23/12)
Sacks:	2.0 at ARZ (11/24/13)
FF:	1 vs. OAK (10/17/10)
FR:	1 vs. TEN (9/28/14)

- Jets (9/30) to 145 total yards on offense and just 45 yards rushing in 34-0 road win.
- Logged five tackles (two solo) in a victory over Chicago (11/19).
- Notched his second career sack at New England (12/16), and his first since 10/17/10 against Oakland.
- Registered a career-high 10 tackles (six solo) at Seattle (12/23).
- Notched his second sack of the season against Arizona (12/30).
- Competed in an NFC Divisional Playoff game against Green Bay (1/12/13) and the NFC Championship game against Atlanta (1/20/13).
- Totaled two tackles in a Super Bowl XLVII loss against Baltimore (2/3/13).

#### 2011 (49ERS):

- Appeared in all 16 games for the second consecutive season, making two starts and totaling 32 tackles (14 solo) and two passes defended.
- Made two tackles (one solo) and one pass defended in two postseason games.
- Made his first NFL career start against Tampa Bay (10/9) and posted six tackles.
- Tallied five tackles (two solo) at Washington (11/6).
- Helped limit the Rams to just 31 yards rushing without allowing a rushing first down against St. Louis (12/4). The game marked the first time the 49ers defense did not allow a rushing first down since Nov. 29, 2010 at Arizona.
- Set a then-career-high with eight tackles and one pass defended in the regular season finale at St. Louis (1/1/12).
- Put up two tackles (one solo) and a pass defended in the NFC Divisional Playoff game against New Orleans (1/14/12).

#### 2010 (49ERS):

- Played in all 16 games and posted 23 tackles (13 solo), 1.0 sack and a forced fumble. Added one special teams tackle.
- Recorded four tackles (three solo) at Kansas City (9/26).
- Registered his first career sack and forced fumble on quarterback Jason Campbell against Oakland (10/17).
- Saw extended action at Green Bay (12/5) and tallied four tackles.
- Made four tackles (one solo) against Arizona (1/2/11).

#### 2009 (49ERS):

- Appeared in three games, but did not record a tackle.
- Made his NFL debut at Philadelphia (12/20) on special teams.
- Saw his first action on defense against Detroit (12/27).

#### COLLEGE:

- Played in 25 games (nine starts) and posted 56 tackles, 5.5 sacks, three passes defended, three fumble recoveries and a forced fumble during his LSU career.
- As a junior in 2008, played in 11 games (six starts) at defensive tackle, recording 20 tackles, 2.0 sacks, two passes defended and a fumble recovery.
- As a sophomore in 2007, started two games and was named Defensive Most Outstanding Player in the BCS National Championship Game, registering six tackles, a half of a sack and a blocked field goal, in LSU's win over Ohio State.
- As a redshirt freshman in 2006, played in 12 games (one start) and tallied 27 tackles, 5.5 tackles for loss, 3.0 sacks, one pass defended, one forced fumble, and one fumble recovery.

#### PERSONAL:

- Was rated as the No.1 defensive line prospect in Florida while playing at Carol City Senior High School in Miami Gardens, Fla.
- As a senior, was named a first-team all-state choice with 93 tackles, 15.0 sacks, six forced fumbles, three fumble recoveries and three interceptions, while setting the Florida state record for sacks in a game (6.5).
- Won state championships in the shot put and discus as both a junior and senior. Recorded the nation's third-best toss in the shot put with a throw of 65-5 in 2005.
- Worked at Habitat for Humanity throughout college, helping in a variety of areas.
- Assisted his family and fellow countrymen following the earthquake that left nearly one million people homeless in Haiti. He first worked to obtain donations, getting GMC to donate 50 brand new 2010 trucks.
- Served as a host for a holiday gift giving event assisting Trinity House.
- Majored in general studies with an emphasis in communication studies and sports studies.
- Born Ricky Barkley Jean Francois.
- A native of Miami.



**2014 GAME-BY-GAME STATISTICS**

Date/Opp.	GP	GS	Solo	Asst.	Total	Sacks	PD	FF	FR	INT	Yds	Avg.	LG	TD
9/7 @ DEN	1	0	2	1	3	0.0	0	0	0	0	0	0.0	0	0
9/15 vs. PHI	1	1	3	0	3	0.0	1	0	0	0	0	0.0	0	0
9/21 @ JAX	1	1	0	0	0	0.0	0	0	0	0	0	0.0	0	0
9/28 vs. TEN	1	1	1	0	1	0.0	1	0	1	0	0	0.0	0	0
10/5 vs. BAL	1	1	2	0	2	0.0	0	0	0	0	0	0.0	0	0
10/9 @ HOU	1	1	5	0	5	1.0	1	0	0	0	0	0.0	0	0
10/19 vs. CIN	1	1	2	1	3	1.0	0	0	0	0	0	0.0	0	0
10/26 @ PIT	1	1	2	0	2	0.0	0	0	0	0	0	0.0	0	0
11/3 @ NYG	1	1	0	1	1	0.0	1	0	0	0	0	0.0	0	0
11/16 vs. NE	1	1	0	1	1	0.0	0	0	0	0	0	0.0	0	0
11/23 vs. JAX	1	1	0	1	1	0.0	1	0	0	0	0	0.0	0	0
11/30 vs. WAS	1	1	0	0	0	0.0	0	0	0	0	0	0.0	0	0
12/7 @ CLE	1	1	0	1	1	0.0	0	0	0	0	0	0.0	0	0
12/14 vs. HOU	1	1	1	1	2	1.0	0	0	0	0	0	0.0	0	0
12/21 @ DAL	1	0	2	0	2	0.0	0	0	0	0	0	0.0	0	0
12/28 @ TEN	1	0	3	1	4	0.0	1	0	0	0	0	0.0	0	0
<b>2014 TOTALS</b>	<b>16</b>	<b>13</b>	<b>23</b>	<b>8</b>	<b>31</b>	<b>3.0</b>	<b>6</b>	<b>0</b>	<b>1</b>	<b>0</b>	<b>0</b>	<b>0.0</b>	<b>0</b>	<b>0</b>

**2014 POSTSEASON GAME-BY-GAME STATISTICS**

Date/Opp.	GP	GS	Solo	Asst.	Total	Sacks	PD	FF	FR	INT	Yds	Avg.	LG	TD
1/4 vs. CIN	1	0	0	1	1	0.5	0	0	0	0	0	0.0	0	0
1/11 @ DEN	1	0	1	0	1	0.0	0	0	0	0	0	0.0	0	0
1/18 @ NE														
<b>2014 TOTALS</b>	<b>2</b>	<b>0</b>	<b>1</b>	<b>1</b>	<b>2</b>	<b>0.5</b>	<b>0</b>	<b>0</b>	<b>0</b>	<b>0</b>	<b>0</b>	<b>0.0</b>	<b>0</b>	<b>0</b>


**CAREER REGULAR SEASON STATISTICS**

Year	GP	GS	Solo	Asst.	Total	Sacks	PD	FF	FR	INT	Yds	Avg.	LG	TD
2014 IND	16	13	23	8	31	3.0	6	0	1	0	0	0.0	0	0
2013 IND	10	10	19	4	23	2.5	2	0	0	0	0	0.0	0	0
2012 SF	16	3	27	24	51	2.0	0	0	0	0	0	0.0	0	0
2011 SF	16	2	14	18	32	0.0	2	0	0	0	0	0.0	0	0
2010 SF	16	0	13	10	23	1.0	0	1	0	0	0	0.0	0	0
2009 SF	3	0	0	0	0	0.0	0	0	0	0	0	0.0	0	0
<b>TOTAL</b>	<b>77</b>	<b>28</b>	<b>96</b>	<b>64</b>	<b>160</b>	<b>8.5</b>	<b>10</b>	<b>1</b>	<b>1</b>	<b>0</b>	<b>0</b>	<b>0.0</b>	<b>0</b>	<b>0</b>

**CAREER POSTSEASON STATISTICS**

Year	GP	GS	Solo	Asst.	Total	Sacks	PD	FF	FR	INT	Yds	Avg.	LG	TD
2014 IND	2	0	1	1	2	0.5	0	0	0	0	0	0.0	0	0
2013 IND	2	2	3	2	5	1.0	0	0	0	0	0	0.0	0	0
2012 SF	3	0	3	2	5	0.0	0	0	0	0	0	0.0	0	0
2011 SF	2	0	1	1	2	0.0	1	0	0	0	0	0.0	0	0
<b>TOTAL</b>	<b>9</b>	<b>2</b>	<b>8</b>	<b>6</b>	<b>14</b>	<b>1.5</b>	<b>1</b>	<b>0</b>	<b>0</b>	<b>0</b>	<b>0</b>	<b>0.0</b>	<b>0</b>	<b>0</b>

**ADDITIONAL STATISTICS:** Recovered a blocked punt by Jonathan Newsome at Pittsburgh (10/26/12).



## ULRICK JOHN

Tackle 6-5 300 Georgia State

NFL Exp: R (1st Year with Colts)

How Acquired: D7 – 2014 (232nd overall)

Born: 5/20/92

GP/GS (Postseason): 0/0 (0/0)

# 68



### CAREER TRANSACTIONS:

- Selected by the Colts in the seventh round (232nd overall) of the 2014 NFL Draft.

### 2014 (COLTS):

- Placed on Injured Reserve on August 26.

### COLLEGE:

- Competed in 36 collegiate contests (25 starts) and was Georgia State's top lineman over the last two seasons.
- Was a two-year starter at left tackle, but also logged starts at center and guard earlier in his career with the Panthers.
- Started 11 games at left tackle as a senior and was named an All-Sun Belt Conference honorable mention selection.
- Started 10-of-11 games at left tackle as a junior and blocked for a Panthers offense that registered 110.5 rushing yards per game.

### PERSONAL:

- Attended Bradwell Institute High School in Hinesville, Ga. and was a First Team All-Savannah selection by the *Savannah Morning News*.
- Played at center, defensive end and long snapper.
- Was a two-time first-team all-region choice in 3-A-A-A-A-A.
- Anchored an offensive line that paved the way for 2,000 rushing yards.
- On offense, had 32 knockdown blocks as a senior and 90 for his career. Recorded 26 tackles with nine tackles for loss on defense while returning two fumbles for touchdowns.
- Also played basketball and baseball.
- A native of Hinesville, Ga.

### CAREER GP/GS:

2014 IND: 0/0

TOTAL: 0/0



**CAM JOHNSON**  
**Outside Linebacker 6-3 260 Virginia**  
**NFL Exp: 2 (2nd Year with Colts)**  
**How Acquired: T – 2013 (S.F.)**  
**Born: 5/24/90**  
**GP/GS (Postseason): 15/0 (2/0)**

**59**



**CAREER TRANSACTIONS:**

- Acquired by the Colts in a trade with the San Francisco 49ers in exchange for a conditional draft pick on September 2, 2013.
- Selected by the 49ers in the seventh round (237th overall) of the 2012 NFL Draft.

**2014 (COLTS):**

- Participated in a Week 1 contest at Denver (9/7) and saw action on special teams before leaving the game with an elbow injury. Finished the game with one tackle.
- Placed on Injured Reserve on September 9, 2014.

**2013 (COLTS):**

- In 12 games, finished with two tackles and five stops on special teams.
- Saw action on special teams in the regular season opener against Oakland (9/8), his first game as a member of the Colts.
- Saw action at linebacker and on special teams during the team's Week 4 victory at Jacksonville (9/29). Finished with one tackle and one special teams stop.
- Participated at linebacker and on special teams during a Week 5 victory against Seattle (10/6). Finished with one tackle and one special teams stop in the contest.
- Participated in his first career postseason contest during the team's Wild Card win against Kansas City (1/4/14). Saw action on special teams and registered one tackle.
- In the team's Divisional Playoff loss at New England (1/11/14), saw action on special teams and totaled two stops.

**2012 (49ERS):**

- Spent the first 14 games of the season on the 49ers practice squad.
- Elevated to the active roster on December 22.
- Made his NFL debut at Seattle (12/23).

**COLLEGE:**

- Played in 42 games (34 starts) for the University of Virginia and registered 130 tackles, 32.5 tackles for loss, 12.5 sacks, seven passes defended, three forced fumbles and three fumble recoveries.
- As a senior, started all 12 games and led the team with 4.0 sacks and 11.0 tackles for loss. Also posted 30 tackles, two forced fumbles, one fumble recovery and one pass defended.
- In 2010, was an All-ACC third-team selection and was an all-state second-team choice by the *Roanoke Times*.
- Started all 12 games and registered a career-high 53 tackles, while leading the team in both sacks (6.5) and tackles for loss (14.5). Also added two fumble recoveries and four passes defended.
- As a sophomore, played in 12 games (10 starts) and recorded 40 tackles, 2.0 sacks, 5.0 tackles for loss, one forced fumble and one pass defended.
- In 2008, was one-of-five true freshmen to see playing time, notching seven tackles, 2.0 tackles for loss and one pass defended.

**PERSONAL:**

- Attended Gonzaga College (Washington D.C.) High School and earned Second Team All-Washington Catholic Football Conference honors as a receiver after catching 22 passes for 269 yards and two touchdowns as a senior.
- As a junior, registered 22 receptions for 358 yards and three touchdowns on offense and notched four interceptions and 85 tackles as a safety.
- Served as a volunteer for the United Way Cold Feet Warm Shoes event as well as the Colts Horseshoe Helpings event.
- Participated in a Meijer Thanksgiving shopping event sponsored by the Colts and Sheltering Wings.
- Graduated with a bachelor's degree in sociology from Virginia.
- A native of Washington, D.C.

<b>JOHNSON SINGLE-GAME HIGHS</b>	
Tackles:	1, three times (Last: at DEN 9/7/14)
Sacks:	0.0
FF:	0
FR:	0

**2014 GAME-BY-GAME STATISTICS**

Date/Opp.	GP	GS	Solo	Asst.	Total	Sacks	PD	FF	FR	INT	Yds	Avg.	LG	TD
9/7 @ DEN	1	0	0	1	1	0.0	0	0	0	0	0	0.0	0	0
9/15 vs. PHI						INJURED RESERVE								
9/21 @ JAX						INJURED RESERVE								
9/28 vs. TEN						INJURED RESERVE								
10/5 vs. BAL						INJURED RESERVE								
10/9 @ HOU						INJURED RESERVE								
10/19 vs. CIN						INJURED RESERVE								
10/26 @ PIT						INJURED RESERVE								
11/3 @ NYG						INJURED RESERVE								
11/16 vs. NE						INJURED RESERVE								
11/23 vs. JAX						INJURED RESERVE								
11/30 vs. WAS						INJURED RESERVE								
12/7 @ CLE						INJURED RESERVE								
12/14 vs. HOU						INJURED RESERVE								
12/21 @ DAL						INJURED RESERVE								
12/28 @ TEN						INJURED RESERVE								
<b>2014 TOTALS</b>	<b>1</b>	<b>0</b>	<b>0</b>	<b>1</b>	<b>1</b>	<b>0.0</b>	<b>0</b>	<b>0</b>	<b>0</b>	<b>0</b>	<b>0</b>	<b>0.0</b>	<b>0</b>	<b>0</b>

**CAREER REGULAR SEASON STATISTICS**

Year	GP	GS	Solo	Asst.	Total	Sacks	PD	FF	FR	INT	Yds	Avg.	LG	TD
2014 IND	1	0	0	1	1	0.0	0	0	0	0	0	0.0	0	0
2013 IND	12	0	1	1	2	0.0	0	0	0	0	0	0.0	0	0
2012 SF	2	0	0	0	0	0.0	0	0	0	0	0	0.0	0	0
<b>TOTAL</b>	<b>15</b>	<b>0</b>	<b>1</b>	<b>2</b>	<b>3</b>	<b>0.0</b>	<b>0</b>	<b>0</b>	<b>0</b>	<b>0</b>	<b>0</b>	<b>0.0</b>	<b>0</b>	<b>0</b>

**CAREER POSTSEASON STATISTICS**

Year	GP	GS	Solo	Asst.	Total	Sacks	PD	FF	FR	INT	Yds	Avg.	LG	TD
2014 IND						INJURED RESERVE								
2013 IND	2	0	0	0	0	0.0	0	0	0	0	0	0.0	0	0
<b>TOTAL</b>	<b>2</b>	<b>0</b>	<b>0</b>	<b>0</b>	<b>0</b>	<b>0.0</b>	<b>0</b>	<b>0</b>	<b>0</b>	<b>0</b>	<b>0</b>	<b>0.0</b>	<b>0</b>	<b>0</b>

**SPECIAL TEAMS TACKLES: 5 (2013 - 5)**

**POSTSEASON SPECIAL TEAMS TACKLES: 3 (2013 - 5)**





**ARTHUR JONES**  
**Defensive End 6-3 337 Syracuse**  
**NFL Exp: 5 (1st Year with Colts)**  
**How Acquired: UFA – 2014 (BAL)**  
**Born: 6/3/86**  
**GP/GS (Postseason): 55/23 (8/4)**

**97**



**CAREER TRANSACTIONS:**

- Signed by the Colts as an unrestricted free agent on March 13, 2014.
- Originally selected by the Baltimore Ravens in the fifth round (157th overall) of the 2010 NFL Draft.

**PRO CAREER:**

- Established a career-high 53 tackles in 2013 and a career-best 4.5 sacks in 2012.
- Recorded a career-high 2.0 sacks in a 16-13 overtime victory at San Diego on November 25, 2012.
- Finished with 1.0 sack in the Super Bowl XLVII victory against San Francisco on February 3, 2013.

**2014 (COLTS):**

- Made his Colts debut starting at defensive tackle in the regular season opener at Denver (9/7). Tallied one tackle in the contest.
- Totaled two tackles in a Week 2 loss against Philadelphia (9/15), before leaving the game with an ankle injury.
- Listed as inactive for a Week 3 contest at Jacksonville (9/21).
- Was inactive for the team's Week 4 win against Tennessee (9/28).
- Listed as inactive for the team's Week 5 victory against Baltimore (10/5).
- Was inactive for the team's Week 6 win at Houston (10/9).
- Listed as inactive for a Week 7 victory against Cincinnati (10/19).
- In a Week 8 loss at Pittsburgh (10/26), competed in his first game dating back to Week 2 and saw action on the defensive line, but did not record a tackle.
- Was inactive for a Week 9 win at the New York Giants (11/3).
- Listed as inactive for the team's Week 11 loss against New England (11/16).
- In his 50th career game, recorded one tackle and one forced fumble in a Week 12 victory against Jacksonville (11/23). The forced fumble was his first of the season and the second of his career.
- In a Week 13 win against Washington (11/30), registered five tackles and split a sack with outside linebacker Jonathan Newsome in the first quarter. The sack led to a Redskins punt.
- Contributed with three tackles and one quarterback hit in a Week 14 victory at Cleveland (12/7). Was part of a defense that held the Browns to 248 net yards.
- Tallied five tackles (two solo) and one quarterback hit in a Week 15 win against Houston (12/14). Helped to limit the Texans to 289 net yards of offense.
- Started at defensive tackle in a Week 16 loss at Dallas (12/21) and totaled six tackles and 1.0 sack. Logged his first full sack as a member of the Colts when he brought down Tony Romo on Dallas' opening possession of the second half. The takedown forced a Dallas 52-yard field goal attempt that sailed wide right.
- In a Week 17 victory at Tennessee (12/28), started at defensive tackle and recorded one tackle for loss. Was part of a defense that held the Titans to 192 net yards.
- Started at defensive tackle in the team's AFC Wild Card Playoff victory against Cincinnati (1/4/15) and posted four tackles.
- In the team's AFC Divisional Playoff win at Denver (1/11/15), started at defensive tackle and totaled four stops and one quarterback hit. Was part of a defensive unit that held the Broncos to 288 net yards.

**2013 (RAVENS):**

- Started a career-best 13-of-14 games and totaled a career-high 53 tackles (27 solo) and 4.0 sacks.
- Notched three tackles and 1.0 sack for a defense that did not allow a touchdown in a Week 2 victory against Cleveland (9/15).
- Posted three stops and 1.0 sack as the Ravens did not allow a touchdown for the second consecutive week in a Week 3 win against Houston (9/22).
- Started and established career highs in tackles (eight) and solo stops (six) in Week 4 at Buffalo (9/29).
- Tallied three tackles and 1.0 sack against Green Bay (10/13) in Week 6.
- Started and posted four tackles and 1.0 sack in a 20-17 overtime victory against Cincinnati (11/10) in Week 10.
- Tied a career-high with eight tackles in Week 16 against New England (12/22).

**2012 (RAVENS):**

- Competed in all 16 games (six starts) and finished with 47 tackles (27 solo), a career-high 4.5 sacks and one forced fumble.
- Saw action in all four postseason games (two starts) and finished with nine tackles, 1.0 sack and a team-leading two fumble recoveries for a defense that forced 10 turnovers in four playoff contests.
- Posted three tackles and his first career forced fumble for a defense that forced four turnovers in Week 5 at Kansas City (10/7).
- Started and produced a then-career-high six tackles in Week 7 at Houston (10/21).
- Registered five tackles and his first career sack (finishing the game with a career-high 2.0 sacks) in a 16-13 overtime victory at San Diego (11/25) in Week 12.
- Notched four tackles and 1.5 sacks at Washington (12/9) in Week 14.
- Started and tallied two solo tackles, including a sack and added a fumble recovery, which led to a Ravens touchdown in a 34-31 Super Bowl XLVII win against San Francisco (2/3/13).

**2011 (RAVENS):**

- In 14 games (one start), tallied 18 tackles (12 solo) for a defense that ranked third in the NFL in yards per game allowed (288.9). The Ravens were also second against the run allowing 92.6 yards per game while ranking first in red zone defense.
- Played in both playoff games, netting one tackle for a team that forced seven turnovers during the postseason.
- Recorded his first career tackle, finishing the game with two stops in Week 2 at Tennessee (9/18).
- Registered one solo tackle for a defense that forced four turnovers and tied an

**JONES SINGLE-GAME HIGHS**

Tackles:	8, two times (Last: vs. NE 12/22/13)
Sacks:	2.0 at SD (11/25/12)
FF:	1, two times (Last: vs. JAX 11/23/14)
FR:	0

- NFL record with three defensive touchdowns in a 34-17 win in Week 4 against the New York Jets (10/2).
- Recorded two tackles for a defense that held the Jaguars to 205 total yards in Week 7 at Jacksonville (10/24).
- Produced four tackles (three solo) in Week 10 at Seattle (11/13).
- Started his first career game and had a solo tackle in Week 16 against Cleveland (12/24).

#### 2010 (RAVENS):

- Played in two games on the defensive line and special teams.
- Saw action in his first career NFL game in a 17-10 win against Tampa Bay (11/28).

#### COLLEGE:

- Was a four-year letterman who started 32-of-44 career games at Syracuse and totaled 145 tackles (85 solo), 38.5 tackles for loss, 6.5 sacks and four fumble recoveries.
- His 38.5 career tackles for loss are the most in Syracuse history by an interior defensive lineman and rank third on the school's career record list.
- Was elected a team captain as a senior in 2009 and contributed with 19 tackles (12 solo), seven tackles for loss, 1.5 sacks and two fumble recoveries.
- Earned First Team All-Big East honors as a junior in 2008 and recorded 60 tackles, 3.5 sacks and one fumble recovery.
- As a sophomore in 2007, garnered ECAC All-Star honors and Second Team All-Big East accolades as he totaled SU's third-most tackles for loss (17.5) in a single season.
- Totaled 15 tackles and a half of a sack as a redshirt freshman in 2006.

#### PERSONAL:

- Attended Union Endicott (N.Y.) High School and was ranked as the No. 18 prospect in New York by *SuperPrep* his senior season.
- Played in the 2005 Governor's Bowl (N.Y. vs. N.J. All-Star game) after posting 64 tackles, 6.0 sacks and one fumble recovery as a senior.
- Was a heavyweight wrestler who won the New York State Championship in 2003 and 2005 and was the runner-up in 2004.
- Has two brothers, Chandler (who was selected in the first-round of the 2012 NFL Draft by New England) and Jon, a UFC Champion, whose nickname is "Bones."
- Supported Ravens players and team events, including the inaugural 2012 Ravens Beach Bash, Goodwill Gridiron Halloween Party (2011), Hispanic Heritage Month/Worldwide Day of Play football clinic and A Purple Evening, the annual women's event at M&T Bank Stadium.
- Supported troops at the Ft. Meade blood drive in September of 2011.
- In May of 2012, participated in the Fiesta 5K, a race supporting ALS research.
- During the holidays, Jones visited critically ill children in the hospital and led a toy drive to benefit St. Vincent's Villa, a home for children with severe emotional and behavioral difficulties.
- Earned his degree in communication and rhetorical studies from Syracuse in 2009.
- A native of Rochester, N.Y.

#### 2014 GAME-BY-GAME STATISTICS

Date/Opp.	GP	GS	Solo	Asst.	Total	Sacks	PD	FF	FR	INT	Yds	Avg.	LG	TD
9/7 @ DEN	1	1	0	1	1	0.0	0	0	0	0	0	0.0	0	0
9/15 vs. PHI	1	0	2	0	2	0.0	0	0	0	0	0	0.0	0	0
9/21 @ JAX						INACTIVE								
9/28 vs. TEN						INACTIVE								
10/5 vs. BAL						INACTIVE								
10/9 @ HOU						INACTIVE								
10/19 vs. CIN						INACTIVE								
10/26 @ PIT	1	0	0	0	0	0.0	0	0	0	0	0	0.0	0	0
11/3 @ NYG						INACTIVE								
11/16 vs. NE						INACTIVE								
11/23 vs. JAX	1	0	0	1	1	0.0	0	1	0	0	0	0.0	0	0
11/30 vs. WAS	1	0	2	3	5	0.5	0	0	0	0	0	0.0	0	0
12/7 @ CLE	1	0	3	0	3	0.0	0	0	0	0	0	0.0	0	0
12/14 vs. HOU	1	0	2	3	5	0.0	0	0	0	0	0	0.0	0	0
12/21 @ DAL	1	1	4	2	6	1.0	0	0	0	0	0	0.0	0	0
12/28 @ TEN	1	1	1	0	1	0.0	0	0	0	0	0	0.0	0	0
<b>2014 TOTALS</b>	<b>9</b>	<b>3</b>	<b>14</b>	<b>10</b>	<b>24</b>	<b>1.5</b>	<b>0</b>	<b>1</b>	<b>0</b>	<b>0</b>	<b>0</b>	<b>0.0</b>	<b>0</b>	<b>0</b>

#### 2014 POSTSEASON GAME-BY-GAME STATISTICS


Date/Opp.	GP	GS	Solo	Asst.	Total	Sacks	PD	FF	FR	INT	Yds	Avg.	LG	TD
1/4 vs. CIN	1	1	2	2	4	0.0	0	0	0	0	0	0.0	0	0
1/11 @ DEN	1	1	2	2	4	0.0	0	0	0	0	0	0.0	0	0
1/18 @ NE														
<b>2014 TOTALS</b>	<b>2</b>	<b>2</b>	<b>4</b>	<b>4</b>	<b>8</b>	<b>0.0</b>	<b>0</b>	<b>0</b>	<b>0</b>	<b>0</b>	<b>0</b>	<b>0.0</b>	<b>0</b>	<b>0</b>

#### CAREER REGULAR SEASON STATISTICS

Year	GP	GS	Solo	Asst.	Total	Sacks	PD	FF	FR	INT	Yds	Avg.	LG	TD
2014 IND	9	3	14	10	24	1.5	0	1	0	0	0	0.0	0	0
2013 BAL	14	13	27	26	53	4.0	0	0	0	0	0	0.0	0	0
2012 BAL	16	6	27	20	47	4.5	0	1	0	0	0	0.0	0	0
2011 BAL	14	1	12	6	18	0.0	0	0	0	0	0	0.0	0	0
2010 BAL	2	0	0	0	0	0.0	0	0	0	0	0	0.0	0	0
<b>TOTAL</b>	<b>55</b>	<b>23</b>	<b>80</b>	<b>62</b>	<b>142</b>	<b>10.0</b>	<b>0</b>	<b>2</b>	<b>0</b>	<b>0</b>	<b>0</b>	<b>0.0</b>	<b>0</b>	<b>0</b>

#### CAREER POSTSEASON STATISTICS

Year	GP	GS	Solo	Asst.	Total	Sacks	PD	FF	FR	INT	Yds	Avg.	LG	TD
2014 IND	2	2	4	4	8	0.0	0	0	0	0	0	0.0	0	0
2012 BAL	4	2	5	4	9	1.0	0	0	2	0	0	0.0	0	0
2011 BAL	2	0	0	1	1	0.0	0	0	0	0	0	0.0	0	0
2010 BAL	0	0	0	0	0	0.0	0	0	0	0	0	0.0	0	0
<b>TOTAL</b>	<b>8</b>	<b>4</b>	<b>9</b>	<b>9</b>	<b>18</b>	<b>1.0</b>	<b>0</b>	<b>0</b>	<b>2</b>	<b>0</b>	<b>0</b>	<b>0.0</b>	<b>0</b>	<b>0</b>



**ZACH KERR**  
**Nose Tackle 6-2 335 Delaware**  
**NFL Exp: R (1st Year with Colts)**  
**How Acquired: FA – 2014**  
**Born: 8/29/90**  
**GP/GS (Postseason): 12/0 (0/0)**

**94**



**CAREER TRANSACTIONS:**

- Signed by the Colts as an undrafted free agent on May 16, 2014.

**2014 (COLTS):**

- In the Week 1 regular season opener at Denver (9/7), saw extensive playing time at the nose tackle position in his first career NFL contest. Finished the game with two tackles.
- Participated at nose tackle in a Week 2 contest against Philadelphia (9/15), but did not record a tackle.
- Notched three tackles and one tackle for loss in a Week 3 victory at Jacksonville (9/21).
- In a Week 4 victory against Tennessee (9/28), posted two tackles and contributed with his first career sack in the third quarter. On the play, Kerr corralled Charlie Whitehurst on a third down to force a punt.
- Notched one tackle and helped limit the Ravens to 1-of-11 (nine percent) on third down conversions in a Week 5 victory against Baltimore (10/5).
- Competed at nose tackle in a Week 6 win at Houston (10/9) and finished with one tackle. Was part of a defense that limited the Texans to only one third down conversion.
- Totaled one tackle, 1.0 sack and one pass defended against Cincinnati (10/19) in a Week 7 victory. The sack came in the fourth quarter on Cincinnati's last offensive play of the game to help complete the shutout. Was part of a defense that held the Bengals to 135 net yards in the shutout win.
- In a Week 8 loss at Pittsburgh (10/26), finished with one tackle.
- Finished with three tackles, 1.0 sack and his first career forced fumble in a Week 9 win at the New York Giants (11/3). Was part of a defense that limited the Giants to 89 rushing yards.
- Compiled three tackles in a Week 11 loss against New England (11/16).
- Listed as inactive for a Week 12 victory against Jacksonville (11/23).
- Was listed as inactive for a Week 13 win against Washington (11/30).
- Listed as inactive for a Week 14 victory at Cleveland (12/7).
- In a Week 15 win against Houston (12/14), finished the contest with three tackles. Was part of a Colts defense that limited the Texans to 289 net yards of offense.
- Competed on the defensive line and on special teams in a Week 16 loss at Dallas (12/21), finishing with one tackle.
- Was inactive for a Week 17 victory at Tennessee (12/28).
- Listed as inactive for the team's AFC Wild Card Playoff win against Cincinnati (1/4/15).
- Was inactive for the team's AFC Divisional Playoff victory at Denver (1/11/15).

**COLLEGE:**

- Finished his senior season at Delaware with 57 tackles, 5.5 tackles for loss, 3.5 sacks, four passes defended and two forced fumbles.
- Earned Second Team All-Colonial Athletic Association (CAA) honors as a junior after starting all 11 games and leading a defensive front that ranked second in the conference in rushing defense (134.2 yards per game).
- Finished his junior season with 27 tackles, 4.5 tackles for loss and 1.0 sack.
- As a sophomore, started all 11 games and led the team with three interceptions to go along with 35 tackles.

**PERSONAL:**

- Played one season at Fork Union Military Academy prep school in Fork Union, Va. and was ranked No. 42 nationally among prep school recruits by *Rivals.com*.
- Attended Quince Orchard High School in Gaithersburg, Md. and was named the 11th-ranked player in the state of Maryland by *Rivals.com*.
- Earned All-Met, all-county, and all-state honors in both 2006 and 2007.
- A native of Virginia Beach, Va.

**KERR SINGLE-GAME HIGHS**

Tackles:	3, four times (Last vs. HOU 12/14/14)
Sacks:	1.0, three times (Last at NYG 11/3/14)
FF:	1 at NYG (11/3/14)
FR:	0

**2014 GAME-BY-GAME STATISTICS**

Date/Opp.	GP	GS	Solo	Asst.	Total	Sacks	PD	FF	FR	INT	Yds	Avg.	LG	TD
9/7 @ DEN	1	0	2	0	2	0.0	0	0	0	0	0	0.0	0	0
9/15 vs. PHI	1	0	0	0	0	0.0	0	0	0	0	0	0.0	0	0
9/21 @ JAX	1	0	2	1	3	0.0	0	0	0	0	0	0.0	0	0
9/28 vs. TEN	1	0	2	0	2	1.0	0	0	0	0	0	0.0	0	0
10/5 vs. BAL	1	0	1	0	1	0.0	0	0	0	0	0	0.0	0	0
10/9 @ HOU	1	0	1	0	1	0.0	0	0	0	0	0	0.0	0	0
10/19 vs. CIN	1	0	1	0	1	1.0	1	0	0	0	0	0.0	0	0
10/26 @ PIT	1	0	1	0	1	0.0	0	0	0	0	0	0.0	0	0
11/3 @ NYG	1	0	1	2	3	1.0	0	1	0	0	0	0.0	0	0
11/16 vs. NE	1	0	2	1	3	0.0	0	0	0	0	0	0.0	0	0
11/23 vs. JAX														
11/30 vs. WAS														
12/7 @ CLE														
12/14 vs. HOU	1	0	2	1	3	0.0	0	0	0	0	0	0.0	0	0
12/21 @ DAL	1	0	1	0	1	0.0	0	0	0	0	0	0.0	0	0
12/28 @ TEN														
<b>2014 TOTALS</b>	<b>12</b>	<b>0</b>	<b>16</b>	<b>5</b>	<b>21</b>	<b>3.0</b>	<b>1</b>	<b>1</b>	<b>0</b>	<b>0</b>	<b>0</b>	<b>0.0</b>	<b>0</b>	<b>0</b>

**2014 POSTSEASON GAME-BY-GAME STATISTICS**

Date/Opp.	GP	GS	Solo	Asst.	Total	Sacks	PD	FF	FR	INT	Yds	Avg.	LG	TD
1/4 vs. CIN														
1/11 @ DEN														
1/18 @ NE														
<b>2014 TOTALS</b>	<b>0</b>	<b>0</b>	<b>0</b>	<b>0</b>	<b>0</b>	<b>0.0</b>	<b>0</b>	<b>0</b>	<b>0</b>	<b>0</b>	<b>0</b>	<b>0.0</b>	<b>0</b>	<b>0</b>

**CAREER REGULAR SEASON STATISTICS**

Year	GP	GS	Solo	Asst.	Total	Sacks	PD	FF	FR	INT	Yds	Avg.	LG	TD
2014 IND	12	0	16	5	21	3.0	1	1	0	0	0	0.0	0	0
<b>TOTAL</b>	<b>12</b>	<b>0</b>	<b>16</b>	<b>5</b>	<b>21</b>	<b>3.0</b>	<b>1</b>	<b>1</b>	<b>0</b>	<b>0</b>	<b>0</b>	<b>0.0</b>	<b>0</b>	<b>0</b>

**CAREER POSTSEASON STATISTICS**

Year	GP	GS	Solo	Asst.	Total	Sacks	PD	FF	FR	INT	Yds	Avg.	LG	TD
2014 IND	0	0	0	0	0	0.0	0	0	0	0	0	0.0	0	0
<b>TOTAL</b>	<b>0</b>	<b>0</b>	<b>0</b>	<b>0</b>	<b>0</b>	<b>0.0</b>	<b>0</b>	<b>0</b>	<b>0</b>	<b>0</b>	<b>0</b>	<b>0.0</b>	<b>0</b>	<b>0</b>



# LARON LANDRY

Safety 6-0 226 LSU

NFL Exp: 8 (2nd Year with Colts)

How Acquired: UFA – 2013 (NYJ)

Born: 10/14/84

GP/GS (Postseason): 103/97 (5/5)

# 30



### CAREER TRANSACTIONS:

- Signed by the Colts as an unrestricted free agent on March 13, 2013.
- Signed by the New York Jets as an unrestricted free agent on March 19, 2012.
- Originally selected by the Washington Redskins in the first round (sixth overall) of the 2007 NFL Draft.

### PRO CAREER:

- Earned his first career Pro Bowl selection in 2012 after recording career highs in tackles (113) and forced fumbles (four), while tying his personal best for interceptions (two).
- Named to the NFL All-Rookie Defensive Team in 2007.

### 2014 (COLTS):

- Started at safety in the regular season opener at Denver (9/7) and led the secondary with eight tackles (seven solo).
- In a Week 2 loss against Philadelphia (9/15), started at safety and posted five tackles (four solo).
- Started at free safety in a Week 3 victory at Jacksonville (9/21) and totaled seven tackles and 1.0 sack. The sack was his first as a member of the Colts and forced a Jaguars punt. It was also his first sack dating back to Nov. 27, 2011 as a member of the Washington Redskins.
- Finished with five tackles (four solo) starting at free safety in the team's Week 4 victory against Tennessee (9/28). Was part of a secondary that limited the Titans to 176 net passing yards.
- Placed on the Reserve/Suspended list on September 29, 2014.
- Activated from the Exempt/Commissioner Permission list on November 4, 2014.
- Saw action at safety during the team's Week 11 loss against New England (11/16) and finished with one tackle.
- In a Week 12 win against Jacksonville (11/23), posted five solo tackles and recorded 1.5 sacks. His sacks came on back-to-back plays in the fourth quarter. The first came on a seven-yard loss on a first down followed by a split-sack with Jerrell Freeman on second down. The quarterback takedowns led to a Jacksonville punt. Set a new single-season career-high with 2.5 sacks.
- Compiled three tackles and one quarterback hit in a Week 13 victory against Washington (11/30).
- Competed in his 100th career game and finished with two tackles and one special teams stop in a Week 14 win at Cleveland (12/7). Was part of a defense that limited the Browns to 137 net passing yards.
- In a Week 15 victory against Houston (12/14), finished with two solo tackles. Was part of a secondary that limited the Texans to 152 net passing yards.
- Started at free safety in a Week 16 loss at Dallas (12/21) and finished with seven tackles (five solo) and two tackles for loss.
- Finished with three solo tackles starting at free safety in a Week 17 win at Tennessee (12/28). Was part of a secondary that limited the Titans to 50 net passing yards.
- In the team's AFC Wild Card Playoff win against Cincinnati (1/4/15), started at free safety and compiled three tackles.
- Started at free safety in the team's AFC Divisional Playoff victory at Denver (1/11/15) and finished with eight tackles (six solo). Was part of a defense that held the Broncos to 288 net yards.

### 2013 (COLTS):

- Started all 12 games he participated in at free safety and finished the year with 96 tackles (65 solo) and two passes defended.
- Made his first start as a member of the Colts at free safety in the team's regular season opener against Oakland (9/8). Led the team with 15 tackles (11 solo) while adding one pass defended.
- Led the team in tackles for the second consecutive week (tied with Pat Angerer) after logging 11 (seven solo) against Miami (9/15) in Week 2.
- In his first game back with the Colts in four weeks, compiled nine tackles (five solo) and was part of a secondary that held the Broncos and quarterback Peyton Manning to 2013 single-game first half lows in net yards (134) and net passing yards (101).
- Started in the team's Week 9 victory at Houston (11/3) and ranked second on the team with 11 tackles (six solo).
- Compiled six tackles (four solo) and one tackle for loss during a Week 13 victory against Tennessee (12/1).
- Finished third on the team in tackles with 10 (six solo) in a Week 14 loss at Cincinnati (12/8). Also contributed with one pass defended.
- Led the secondary with nine tackles (six solo) in a Week 15 win against Houston (12/15).
- In a Week 17 victory against Jacksonville (12/29), started at free safety and notched seven tackles (four solo).
- Started at free safety during the team's Wild Card Playoff victory against Kansas City (1/4/14) and posted six tackles (four solo) and one tackle for loss.
- Compiled seven tackles (five solo) in the team's Divisional Playoff loss at New England (1/11/14).

### 2012 (JETS):

- In 16 games (15 starts), recorded career highs in tackles (113) and forced fumbles (four), while tying his personal best for interceptions (two).
- Earned his first career Pro Bowl selection.
- Recorded a team-high nine tackles and forced a fumble that was recovered by teammate Yeremiah Bell against Buffalo (9/9).
- Intercepted a Ryan Tannehill pass and returned it 18 yards for a touchdown at Miami (9/23). The touchdown was the first of his career.
- Tallied 17 tackles (14 solo), the second-highest output of his career at New England (10/21).
- Recorded eight tackles and forced two fumbles at St. Louis (11/18).
- Forced a fumble for the second consecutive week against New England (11/22).
- Tied a career-high with his second interception of the season when he picked off a Ryan Lindley pass against Arizona (12/2).
- Played against his brother, safety Dawan Landry, for the first time at Jacksonville (12/9) and finished the game with 10 tackles, including nine solo stops.

### 2011 (REDSKINS):

- Started eight games and posted 56 tackles (40 solo) and matched his career-

### LANDRY SINGLE-GAME HIGHS

Tackles:	18 vs. DAL (9/12/10)
Int:	1, six times (Last: vs. ARI 12/2/12)
PD:	3 vs. NO (12/6/09)



- best with 1.5 sacks. Added one forced fumble and one fumble recovery.
- Tallied a season-high nine tackles (seven solo) against Philadelphia (10/16).
- Made five tackles (three solo) and a half of a sack at Carolina (10/23).
- Notched eight tackles in three consecutive weeks: at Buffalo (10/30), against San Francisco (11/6) and at Miami (11/13).
- Posted four tackles (two solo), 1.0 sack and one pass defended at Seattle (11/27).
- Placed on Injured Reserve on December 16.

#### 2010 (REDSKINS):

- Collected a previous career-best 101 tackles, despite missing the final seven games of the season.
- Notched 1.0 sack, one interception and eight passes defended, while also recording a forced fumble and a fumble recovery.
- Recorded double-digit tackle performances in six-of-nine games played, including a career-best 18 tackles in the season opener against Dallas (9/12).
- Registered 11 tackles (eight solo), 1.0 sack and one pass defended against Houston (9/19).
- Logged 14 tackles (10 solo), his first interception and his first forced fumble of the season against Green Bay (10/10).
- The following week, posted 11 tackles (eight solo), one pass defended and his first fumble recovery of the season against Indianapolis (10/17).
- Tallied 13 tackles (10 solo) and two passes defended at Detroit (10/31).

#### 2009 (REDSKINS):

- Started 15 games before missing the season finale.
- Logged a then-career-best 98 tackles, 1.0 sack, one interception, six passes defended and two forced fumbles.
- Put up eight solo tackles and one pass defended in the season opener at the New York Giants (9/13).
- Recorded eight tackles (six solo) and one forced fumble at Carolina (10/11).
- Posted a season-high 13 tackles (12 solo) to go along with three passes defended and 1.0 sack against New Orleans (12/6).
- Picked off a JaMarcus Russell pass at Oakland (12/13) and had two passes defended.
- Reached double-digit tackles for the second time in the season when he made 12 stops (nine solo) against Dallas (12/27).
- Was inactive for the first time at San Diego (1/3/10), snapping a streak of 47 consecutive games played to start his career.

#### 2008 (REDSKINS):

- Registered 70 tackles, half of a sack, his first two career regular season interceptions, a career-best 11 passes defended, two forced fumbles and one fumble recovery as he started all 16 games for the second consecutive season.
- In the season opener at the New York Giants (9/4), made six solo tackles, one pass defended and half of a sack.
- Notched his only fumble recovery of the season against St. Louis (10/12).
- Put up a season-high eight tackles (five solo) against Dallas (11/16).
- Recorded his first career regular season interception at Seattle (11/23). Also added four solo tackles in the game.
- Intercepted a Joe Flacco pass at Baltimore (12/7) and forced a Willis McGahee fumble that was recovered by teammate DeAngelo Hall.

#### 2007 (REDSKINS):

- Started all 16 games, becoming the first Washington rookie since Rod Gardner in 2001 to start every game as a rookie.
- Named to the NFL All-Rookie Defensive Team.
- Finished third on the team, but first among defensive backs, with 97 tackles. Posted a career-best 1.5 sacks and had seven passes defended and two fumble recoveries.
- Registered 11 special teams tackles.
- Made his NFL debut against Miami (9/9), posting four tackles (two solo).
- Tallied six tackles (four solo), one pass defended and half of a sack at Philadelphia (9/17).
- Posted his second-highest tackle total of the season when he made 11 stops (six solo) against the New York Giants (9/23).
- Notched a season-high 16 tackles (11 solo) at New England (10/28).
- Recovered two fumbles and logged the first full sack of his career at the New York Jets (11/4) as he dropped Kellen Clemens for an eight-yard loss.
- Registered the first two interceptions of his career in an NFC Wild Card Playoff game at Seattle (1/5/08), as he picked off Matt Hasselbeck twice in the fourth quarter.

#### COLLEGE:

- As a senior at LSU, started all 13 games earning All-America first-team honors by The Associated Press and the American Football Coaches Association.
- Was a First Team All-Southeastern Conference pick and a semifinalist for the Jim Thorpe Award.
- Led the team with 74 tackles, one forced fumble, three interceptions and 1.0 sack.
- As a junior, started and played in 13 games at free safety earning All-SEC first-team honors by the league's coaches.
- Finished fourth on the Tigers with 69 tackles, three interceptions and 1.0 sack.

#### PERSONAL:

- As a senior at Hahnville (La.) High School, earned First Team 5A All-State honors.
- As a quarterback, threw for 1,639 yards and 16 touchdowns and rushed for 693 yards and 12 scores while also intercepting eight passes on defense.
- Served as the host for the Forest Manor Multi-Service Center LaRon Landry Turkey Drive.
- Hosted the Hands of Hope holiday shopping event.
- Has a white-faced capuchin monkey, named Gucci.
- Brother, Dawan, was initially a fifth round draft pick of Baltimore, and played the first five years of his career with the Ravens (2006-2010). Played two years with Jacksonville (2011-12) and the 2013 campaign with the New York Jets.
- A native of Metairie, La.

**2014 GAME-BY-GAME STATISTICS**

Date/Opp.	GP	GS	Solo	Asst.	Total	Sacks	PD	FF	FR	INT	Yds	Avg.	LG	TD
9/7 @ DEN	1	1	7	1	8	0.0	0	0	0	0	0	0.0	0	0
9/15 vs. PHI	1	1	4	1	5	0.0	0	0	0	0	0	0.0	0	0
9/21 @ JAX	1	1	4	3	7	1.0	0	0	0	0	0	0.0	0	0
9/28 vs. TEN	1	1	4	1	5	0.0	0	0	0	0	0	0.0	0	0
10/5 vs. BAL	RESERVE/SUSPENDED													
10/9 @ HOU	RESERVE/SUSPENDED													
10/19 vs. CIN	RESERVE/SUSPENDED													
10/26 @ PIT	RESERVE/SUSPENDED													
11/3 @ NYG	RESERVE/SUSPENDED													
11/16 vs. NE	1	0	0	1	1	0.0	0	0	0	0	0	0.0	0	0
11/23 vs. JAX	1	0	5	0	5	1.5	0	0	0	0	0	0.0	0	0
11/30 vs. WAS	1	0	3	0	3	0.0	0	0	0	0	0	0.0	0	0
12/7 @ CLE	1	0	2	0	2	0.0	0	0	0	0	0	0.0	0	0
12/14 vs. HOU	1	0	2	0	2	0.0	0	0	0	0	0	0.0	0	0
12/21 @ DAL	1	1	5	2	7	0.0	0	0	0	0	0	0.0	0	0
12/28 @ TEN	1	1	3	0	3	0.0	0	0	0	0	0	0.0	0	0
<b>2014 TOTALS</b>	<b>11</b>	<b>6</b>	<b>39</b>	<b>9</b>	<b>48</b>	<b>2.5</b>	<b>0</b>	<b>0</b>	<b>0</b>	<b>0</b>	<b>0</b>	<b>0.0</b>	<b>0</b>	<b>0</b>

**2014 POSTSEASON GAME-BY-GAME STATISTICS**

Date/Opp.	GP	GS	Solo	Asst.	Total	Sacks	PD	FF	FR	INT	Yds	Avg.	LG	TD
1/4 vs. CIN	1	1	2	1	3	0.0	0	0	0	0	0	0.0	0	0
1/11 @ DEN	1	1	6	2	8	0.0	0	0	0	0	0	0.0	0	0
1/18 @ NE														
<b>2014 TOTALS</b>	<b>2</b>	<b>2</b>	<b>8</b>	<b>3</b>	<b>11</b>	<b>0.0</b>	<b>0</b>	<b>0</b>	<b>0</b>	<b>0</b>	<b>0</b>	<b>0.0</b>	<b>0</b>	<b>0</b>

**CAREER REGULAR SEASON STATISTICS**

Year	GP	GS	Solo	Asst.	Total	Sacks	PD	FF	FR	INT	Yds	Avg.	LG	TD
2014 IND	11	6	39	9	48	2.5	0	0	0	0	0	0.0	0	0
2013 IND	12	12	65	31	96	0.0	2	0	0	0	0	0.0	0	0
2012 NYJ	16	15	90	23	113	0.0	8	4	0	2	42	21.0	24	1
2011 WAS	8	8	40	16	56	1.5	0	1	1	0	0	0.0	0	0
2010 WAS	9	9	73	28	101	1.0	8	1	1	1	0	0.0	0	0
2009 WAS	15	15	81	16	97	1.0	6	2	0	1	12	12.0	13*	0
2008 WAS	16	16	50	19	69	0.5	11	2	1	2	18	9.0	13	0
2007 WAS	16	16	62	35	97	1.5	7	0	2	0	0	0.0	0	0
<b>TOTAL</b>	<b>103</b>	<b>97</b>	<b>500</b>	<b>177</b>	<b>677</b>	<b>8.0</b>	<b>42</b>	<b>10</b>	<b>5</b>	<b>6</b>	<b>72</b>	<b>12.0</b>	<b>24</b>	<b>1</b>

**CAREER POSTSEASON STATISTICS**

Year	GP	GS	Solo	Asst.	Total	Sacks	PD	FF	FR	INT	Yds	Avg.	LG	TD
2014 IND	2	2	8	3	11	0.0	0	0	0	0	0	0.0	0	0
2013 IND	2	2	9	4	13	0.0	0	0	0	0	0	0.0	0	0
2007 WAS	1	1	4	0	4	0.0	2	0	0	2	2	1.0	2	0
<b>TOTAL</b>	<b>5</b>	<b>5</b>	<b>21</b>	<b>7</b>	<b>28</b>	<b>0.0</b>	<b>2</b>	<b>0</b>	<b>0</b>	<b>2</b>	<b>2</b>	<b>1.0</b>	<b>2</b>	<b>0</b>

**SPECIAL TEAMS TACKLES:** 12 (2014 - 1, 2007 -11) **SPECIAL TEAMS FUMBLE RECOVERIES:** 1 (2007 - 1)

**ADDITIONAL STATISTICS:** Recorded one interception for -1 yard at Oakland (12/13/09).

Received a lateral from a DeAngelo Hall interception and returned it 13 yards against Denver (11/15/09).



**SHAWN LOISEAU**  
 Inside Linebacker 6-0 239 Merrimack  
 NFL Exp: 1 (1st Year with Colts)  
 How Acquired: FA – 2014  
 Born: 10/10/89  
 GP/GS (Postseason): 0/0 (0/0)

**43**



**CAREER TRANSACTIONS:**

- Signed by the Colts to a reserve/future contract on January 7, 2013.
- Signed to the Colts practice squad on November 13, 2012.
- Waived by the Houston Texans on August 31, 2012.
- Signed by the Texans as an undrafted free agent on May 14, 2012.

**2014 (COLTS):**

- Placed on Injured Reserve on August 22.

**2013:**

- Spent the month of August on the Colts training camp roster before being waived prior to the start of the regular season.

**2012 (COLTS):**

- Originally signed by the Texans as an undrafted free agent on May 14, 2012 and played in all four preseason games before being waived on August 31.
- Signed to the Colts practice squad on November 13, 2012.

**COLLEGE:**

- Started in 30-of-35 games for the Merrimack Warriors.
- Led the team with 121 tackles in his senior season and finished with 4.5 sacks.
- Named the Northeast-10 Defensive Player of the Year and an All-Conference first-team performer.
- Set a school record in 2009 with 123 tackles which was tops in the NE-10.

**PERSONAL:**

- Attended Shrewsbury (Mass.) High School and was a two-time Central Mass All-Star and Massachusetts Defensive Player of the Year.
- Set a high school team record with 136 tackles in 2007.
- Majored in criminology.

**CAREER REGULAR SEASON STATISTICS**

Year	GP	GS	Solo	Asst.	Total	Sacks	PD	FF	FR	INT	Yds	Avg.	LG	TD
2014 IND														
2012 IND														
<b>TOTAL</b>	<b>0</b>	<b>0</b>	<b>0</b>	<b>0</b>	<b>0</b>	<b>0.0</b>	<b>0</b>	<b>0</b>	<b>0</b>	<b>0</b>	<b>0</b>	<b>0.0</b>	<b>0</b>	<b>0</b>

**CAREER POSTSEASON STATISTICS**

Year	GP	GS	Solo	Asst.	Total	Sacks	PD	FF	FR	INT	Yds	Avg.	LG	TD
2014 IND														
2012 IND														
<b>TOTAL</b>	<b>0</b>	<b>0</b>	<b>0</b>	<b>0</b>	<b>0</b>	<b>0.0</b>	<b>0</b>	<b>0</b>	<b>0</b>	<b>0</b>	<b>0</b>	<b>0.0</b>	<b>0</b>	<b>0</b>

<b>LOISEAU SINGLE-GAME HIGHS</b>	
Tackles:	N/A
Sacks:	N/A
FF:	N/A
FR:	N/A



**LANCE LOUIS**  
Guard 6-3 330 San Diego State  
NFL Exp: 5 (1st Year with Colts)  
How Acquired: FA – 2014  
Born: 4/24/85  
GP/GS (Postseason): 50/35 (4/2)

60



#### CAREER TRANSACTIONS:

- Signed by the Colts to a reserve/future contract on January 15, 2014.
- Waived by the Miami Dolphins on August 27, 2013.
- Signed by the Dolphins as an unrestricted free agent on March 27, 2013.
- Selected by the Chicago Bears in the seventh round (246th overall) of the 2009 NFL Draft.

#### 2014 (COLTS):

- In the team's Week 1 regular season opener at Denver (9/7), made his Colts debut seeing action on special teams.
- Participated on special teams during a Week 2 loss against Philadelphia (9/15).
- Was listed as inactive for a Week 3 victory at Jacksonville (9/21).
- Made his first start as a member of the Colts at right guard in the team's Week 4 win against Tennessee (9/28). Was part of an offensive line that did not allow a sack. Blocked for the Colts offense to generate 498 net yards as Andrew Luck tied a career-high with four passing touchdowns.
- Started at left guard in the team's Week 5 win against Baltimore (10/5) and was part of an offensive line that allowed only 1.0 sack. Provided time for the offense to total 432 net yards as Andrew Luck threw for 312 yards and one touchdown.
- In a Week 6 victory at Houston (10/9), started at right guard and helped the Colts offense compile 456 net yards. Blocked for Andrew Luck to throw for 370 yards and three touchdowns.
- Was inactive for a Week 7 win against Cincinnati (10/19).
- Listed as inactive for a Week 8 loss at Pittsburgh (10/26).
- Started at right guard in a Week 9 victory at the New York Giants (11/3). Assisted an offense that totaled 443 net yards as Andrew Luck tied his single-game career-high with four passing touchdowns. Was part of an offensive line that allowed only 1.0 sack.
- Was listed as inactive for a Week 11 loss against New England (11/16).
- Listed as inactive for a Week 12 win against Jacksonville (11/23).
- Was inactive for a Week 13 victory against Washington (11/30).
- Listed as inactive for a Week 14 win at Cleveland (12/7).
- Started at right guard in a Week 15 victory against Houston (12/14) and was part of an offensive line that helped the Colts amass 278 yards of net offense. Provided time for Andrew Luck to throw for 187 yards and two touchdowns.
- In a Week 16 loss at Dallas (12/21), started at right guard and helped the offense generate 235 gross passing yards, which set a franchise record for the most gross passing yards in a single season in franchise history.
- Started at right guard in a Week 17 victory at Tennessee (12/28) and blocked for Andrew Luck to set a franchise single-season record in passing yards (4,761) as the Colts totaled 378 yards of net offense.
- Made his first career postseason start at right guard in the team's AFC Wild Card Playoff win against Cincinnati (1/4/15). Assisted the offense in generating 482 net yards, which is the third-highest total for a postseason game in Colts history. Was part of a unit that allowed only 1.0 sack as Andrew Luck threw for 376 yards.
- Started at right guard in the team's AFC Divisional Playoff victory at Denver (1/11/15) and was part of an offensive line that did not allow a sack as the team recorded 364 net yards. Blocked for Andrew Luck who threw for 265 yards and two touchdowns in the win.

#### 2013:

- Competed with the Miami Dolphins in the preseason prior to being waived on August 27.

#### 2012 (BEARS):

- Played in and started 11 games at guard.
- Assisted a Bears rushing attack that averaged 123.1 yards per game, which ranked 10th in the NFL and sixth in the NFC.
- Blocked for quarterback Jay Cutler who averaged 202.2 passing yards per game while throwing for 19 touchdowns.
- Recorded one catch for four yards on a tipped pass against Tennessee (11/4).
- Suffered a torn ACL in his left knee against Minnesota (11/25) and was placed on Injured Reserve.

#### 2011 (BEARS):

- Played in 14 games, starting 11 at right tackle and two at right guard.
- Helped Chicago's offense eclipse the 2,000-yard rushing mark (2,015) for second time in 21 years, while averaging 4.4 yards per carry, the highest team total since 1990.
- Opened the season at right guard before an ankle injury forced him to be inactive for a Week 2 contest at New Orleans (9/18).
- Made transition to right tackle where he started final 11 contests.

#### 2010 (BEARS):

- Played in all 16 games during the 2010 season, including four starts.
- Made his NFL debut against Detroit (9/12), starting at right guard.
- Saw reserve action in two playoff games.

#### 2009 (BEARS):

- Did not appear in a game as a rookie, but was active for three contests.

#### COLLEGE:

- Attended San Diego State University (2004-08) where he played in 39 games (19 starts).
- Began his collegiate career as a tight end, but moved to the offensive line prior to the start of his junior season. Played in 19 games at tight end and 20 games as an offensive lineman.
- Sat out the 2006 season to recover from a torn ACL.
- Posted 15 career catches for 195 yards (13.0 avg.) and one touchdown.
- As a senior, moved to right guard during fall camp prior to the season and started 11-of-12 games.

- Saw action in eight games on the offensive line as a junior, making his season debut at right guard in the opener against Washington State.
- Granted a medical redshirt between his sophomore and junior seasons and spent the year recovering from knee surgery.
- Appeared in eight games (four starts) at tight end as a sophomore, tallying nine receptions for 131 yards (14.6 avg.) and one touchdown despite missing four games due to injury.
- Hauled in his first career touchdown against San Jose State.
- As a freshman, played in 11 games (four starts), posting at least one catch in the final four games and finished with six receptions for 64 yards (10.7 avg.).

#### PERSONAL:

- Starred at Landry High School in New Orleans and was considered one of the Top-10 tight end prospects by *Rivals.com*. Was also an All-Southwest region honoree.
- Played on both sides of the ball, tallying 9.0 sacks.
- Also played basketball.
- Majored in social science at San Diego State.
- A native of New Orleans.

#### CAREER GP/GS (POSTSEASON):

2014 IND: 9/7 (2/2)

2013: 0/0

2012 CHI: 11/11


2011 CHI: 14/13

2010 CHI: 16/4 (2/0)

2009 CHI: 0/0

TOTAL: 50/35 (4/2)





**ANDREW LUCK**  
**Quarterback 6-4 240 Stanford**  
**NFL Exp: 3 (3rd Year with Colts)**  
**How Acquired: D1 – 2012 (1st overall)**  
**Born: 9/12/89**  
**GP/GS (Postseason): 48/48 (5/5)**

**12**



**CAREER TRANSACTIONS:**

- Selected by the Colts in the first round (first overall) of the 2012 NFL Draft.

**PRO CAREER:**

- Has been named to three consecutive Pro Bowls (2013-2015).
- Became the fifth quarterback since 1970 to record 30 victories in the first three seasons of a career. Tied Dan Marino and Matt Ryan (33) for the second-most wins among Super Bowl-era starting quarterbacks in their first three seasons.
- His 12,957 passing yards are the most of any NFL player in his first three seasons and his 86 touchdown passes set a new franchise record and ranks second only to Pro Football Hall of Famer Dan Marino (98) for the most in a player's first three years.
- Joined Peyton Manning and Pro Football Hall of Famer Dan Marino as the only players to pass for 4,000 yards in two of their first three NFL seasons.
- Tied Ben Roethlisberger (22) for the second-most victories in a quarterback's first two seasons in the NFL since 1970. Also tied Matt Ryan for the second-most home wins (12) in a quarterback's first two seasons in the league.
- Surpassed Cam Newton (7,920) for the most passing yards by a quarterback in his first two NFL seasons and became the first quarterback in NFL history to throw for more than 8,000 yards in his first two seasons (8,196).
- Became the third-fastest player to reach 12,000 career passing yards in NFL history.
- Set a new franchise record for the most passing yards in a single season (4,761) surpassing Peyton Manning's 2010 record of 4,700 yards.
- Joined Johnny Unitas (one) and Peyton Manning (six) as the only quarterbacks in franchise history to throw for 30-plus touchdowns in a single season (2014). Finished the year with 40 touchdowns, which ranks second in franchise history in a single season (Peyton Manning, 49).
- Became the eighth player in NFL history to throw for 4,000 passing yards and 40 touchdowns in a single season in 2014.
- Posted 10 300-yard passing games in 2014 which set a single-season franchise record (Manning, nine in 2004).
- Established a franchise record with eight consecutive 300-yard passing games from Sept. 21 - Nov. 17, 2014 and tied Peyton Manning's team record for 300-yard passing games in a single season (2009) with nine.
- Became the first player in NFL history with at least 350 passing yards in five consecutive road contests from Sept. 7 - Nov. 3, 2014.
- Was the first player in NFL history to post consecutive games with at least 370 passing yards, four or more touchdown passes, a completion percentage above 70 percent and one or no interceptions (Sept. 21, 2014 at Jax - Sept. 28, 2014 vs. Ten).
- Established a career-high with five touchdown passes against Washington on November 30, 2014 and became the first quarterback in franchise history to throw for two touchdowns of 70-plus yards in a single game.
- Totaled the second-most passing yards in franchise postseason history and the fifth-most in NFL postseason history with 443 in a Wild Card victory against Kansas City on January 4, 2014. His four touchdown passes that game tied for the second-most in franchise postseason history. Led the Colts to the second-largest comeback in NFL postseason history after trailing by 28 points in the second half.
- Recorded the most passing yards (4,374), attempts (627) and 300-yard passing games (six) by a rookie in NFL history.
- Recorded the second-most completions (339) and third-most passing touchdowns (23) by a rookie in NFL history.
- Broke the NFL single-game rookie record for passing yards (433) against Miami (11/4/12).
- Became the first quarterback selected No. 1 overall in the NFL Draft to start a postseason game as a rookie.
- Led the Colts to the most wins (11) by a No. 1 overall draft pick in his rookie season in NFL history.
- Became one-of-five quarterbacks since 1966 to win 10-or-more games in his rookie season.
- Recorded the most passing attempts (54) and second-most passing yards (288) by a rookie in a playoff game in the Colts AFC Wild Card contest at Baltimore (1/6/13).
- Became the first NFL rookie to throw two game-winning touchdown passes inside the two-minute warning of the fourth quarter in a single season.
- Has led the Colts to 12 game-winning drives in the fourth quarter or overtime since entering the league as a rookie in 2012.
- Was named AFC Offensive Player of the Month (November of 2014) after completing 88-of-144 passes for 1,280 yards, 12 touchdowns and two interceptions for a 112.0 passer rating. He led the Colts to a 3-1 record in the month. His touchdown total ranked tied for third in the NFL, while his passer rating ranked fifth and his passing yardage total ranked sixth.
- Has been named AFC Offensive Player of the Week on three occasions (2012 Week 9, 2013 Week 7 and 2014 Week 3).
- Earned FedEx Air NFL Player of the Week Honors following his 2012 Week 9 performance against Miami.
- Was named PEPSI MAX NFL Rookie of the Week on three occasions in 2012.

**2014 (COLTS):**

- Started at quarterback in the Week 1 regular season opener at Denver (9/7). Completed 35-of-53 passes for 370 yards, three touchdowns (two passing, one rushing) and two interceptions for an 83.1 passer rating. Established a single-game career-high with 35 completions and tied Bert Jones for the third most 20-plus completion games in team history. His 53 passing attempts ranked third for a single-game in his career and he passed Jim Harbaugh (1,230) for the sixth-most career attempts in Colts history. His 370 yards marked his 10th career 300-plus-yard game. The total was his third highest for a single game. With two passing touchdowns, he surpassed Earl Morrall (47) for the fifth-most in a career in franchise history with 48. Notched the team's first points of the season with his seven-yard rushing touchdown in the second quarter. The rushing touchdown was the 10th of his career. Added his first touchdown pass of the game with a 41-yard strike to tight end Dwayne Allen in the fourth quarter. He then found wide receiver Hakeem Nicks for a nine-yard score four minutes later. The passing touchdowns marked his 16th career game with multiple touchdown passes.
- Completed 20-of-34 passes for 172 yards, three touchdowns and one interception for an 89.3 passer rating, starting at quarterback in a Week 2 loss against Philadelphia (9/15). The game marked the fifth occasion in his career that he threw for at least three touchdown passes. All three passes were of five yards or fewer, which tied for the most such touchdown passes in a game in

<b>LUCK SINGLE-GAME HIGHS</b>	
Att:	55 vs. GB (10/7/12)
Comp:	35 at DEN (9/7/14)
Yards:	433 vs. MIA (11/4/12)
TDs:	5 vs. WAS (11/30/14)
LG:	80 at TEN (12/28/14)

his career. With his second touchdown pass of the game to tight end Jack Doyle, passed Jim Harbaugh (49) for the fourth-most touchdown passes in a career in franchise history.

- In a Week 3 victory at Jacksonville (9/21) completed 31-of-39 passes for 370 yards and four touchdowns for a career-best 140.4 passer rating. He also set a career-high in completion percentage (79.5 percent) while completing passes to nine different receivers in the game. The 370 passing yards marked his third highest total in a single game and the most dating back to a Week 1 contest at Denver (9/7/14). Completed 22-of-27 passes for 244 yards and three touchdowns for a 141.4 passer rating in the first half. Threw for three first half touchdown passes for only the second time in his career (10/20/13 vs. Denver). His 244 passing yards in the first half was the second highest total for a first half in his career (273 vs. Miami on Nov. 4, 2012). At one point in the first half, completed 13 consecutive passes until an incompleteness to tight end Coby Fleener. The four touchdown passes tied a career-high which he set on two previous occasions, at Cincinnati (12/8/13) and at Detroit (12/2/12). With 31 completions, passed Jim Harbaugh (746) for the sixth-most career completions in Colts history. Joined Pro Football Hall of Famer Johnny Unitas as the only players in franchise history to complete at least 75 percent of his passes for 350 yards, four touchdowns and no interceptions in a game. Was named AFC Offensive Player of the Week for his performance.
- Completed 29-of-41 passes for 393 yards and four touchdowns in a Week 4 victory against Tennessee (9/28). Registered his fourth career game with four touchdown passes and set a franchise record for the most touchdown passes through the first four games of a regular season (13). The 393 passing yards marked his second-highest total for a single game (433 vs. Miami on 11/4/12). His 123.3 passer rating was the third highest total for a single game in his career as well. Completed passes to nine different receivers for the second consecutive week. Became the first player in NFL history to post consecutive games with at least 370 passing yards, four or more touchdown passes, a completion percentage above 70 percent and one or no interceptions.
- In a Week 5 win against Baltimore (10/5) completed 32-of-49 passes for 312 yards, one touchdown and two interceptions for a 72.8 passer rating. It was his 13th game with 300-plus passing yards and his ninth-straight game with at least one touchdown pass. With 312 yards, passed Jeff George (9,551) for the fifth-most career passing yards in franchise history. With his 32 completions, passed Jack Trudeau (812) for the fifth-most career completions in Colts history.
- Completed 25-of-44 passes for 370 yards and three touchdowns in a Week 6 victory at Houston (10/9). His 208 first quarter passing yards were the most for any player in the opening quarter of a game in the last five seasons. He totaled 240 first half passing yards, which is the fourth-highest first half total for a single-game in his career. With 370 passing yards, he notched his fifth 300-yard performance in the past six games this season and his fourth such contest in a row. The total was also tied for his fourth-highest in a single game. With 18 rushing yards, he passed Peyton Manning (722) for the fifth-most career rushing yards by a Colts quarterback in team history. With three passing touchdowns, he tied the franchise record for the most passing touchdowns through the first six games of a regular season. Became the first quarterback since Kurt Warner to win at least 13 of his first 15 NFL starts in division games.
- In a Week 7 shutout victory against Cincinnati (10/19), completed 27-of-42 passes for 344 yards and two touchdowns for a 105.7 passer rating. Recorded his fifth consecutive 300-plus yard passing outing (Weeks 3-7) and tied Peyton Manning's franchise record of consecutive 300-plus yard passing games, which was originally set in 2009 (Weeks 1-5). It was also his sixth 300-plus yard game of the year, which already tied his single-season career-best set as a rookie in 2012. With 27 completions, he passed Jeff George (874) for the fourth-most career completions in team history.
- Completed 26-of-45 passes for 400 yards, three touchdowns and two interceptions for a 91.0 passer rating in a Week 8 loss at Pittsburgh (10/26). Registered his sixth consecutive 300-yard passing game, which set a new franchise record. The game also marked his seventh 300-yard passing outing of the season, which set a new single-season career-high (six in 2012). With 400 passing yards, passed Pro Football Hall of Famer Dan Marino for the fourth-most passing yards through the first 40 games of a career in NFL history. The yardage total was his second-highest single-game total (433 vs. Miami on 11/4/12). It was also his ninth career game with three-or-more touchdown passes. With 45 passing attempts, surpassed Jeff George (1,532) for the fifth-most and Jack Trudeau (1,536) for the fourth-most career attempts in Colts history.
- In a Week 9 Monday Night Football win at the New York Giants (11/3), completed 25-of-46 passes for 354 yards and four touchdowns for a 108.4 passer rating. His four touchdowns tied his single-game career-high as he already passed his single-season career-high of 23 which he set in 2012 and 2013. Joined Peyton Manning as the only quarterbacks in NFL history with at least 23 touchdown passes in each of their first three seasons. The four touchdowns marked his 10th career game with three-or-more touchdown passes and his fifth career game with four touchdown passes. Became the first player in NFL history with at least 350 passing yards in five consecutive road contests. With 354 passing yards, posted his seventh consecutive 300-yard passing outing. Has totaled eight 300-yard performances on the season, which is a career-best. Joined Tom Brady, Drew Brees (twice) and Peyton Manning as the only players in NFL history with at least 3,000 passing yards in their team's first nine games to begin a season. His 3,085 yards are the second most in NFL history in a quarterback's first nine games. With 46 passing attempts, became the third player in NFL history with six consecutive games of 40-plus attempts.
- Completed 23-of-39 passes for 303 yards, two touchdowns and one interception for a 90.0 passer rating in a Week 11 loss against New England (11/16). With 303 yards, posted his eighth consecutive 300-yard passing outing. The streak ranks as the third longest in NFL history and is the only active streak of eight games or more. Luck now has nine 300-yard performances on the season, which is a career-best and ties Peyton Manning's team record of nine set in 2009. With 23 completions, Luck tied the second longest streak of consecutive games with 20-plus completions in franchise history.
- In a Week 12 victory against Jacksonville (11/23), completed 21-of-32 passes for 253 yards and one touchdown for a 100.1 passer rating. Tied his career-long pass of 73 yards when he hit T.Y. Hilton from that distance for a touchdown in the third quarter. The score gave the Colts a 20-3 lead. With 21 completions, took sole possession of second place in team history for the most consecutive games with 20-or-more completions. Finished 47 yards shy of a 300-yard passing outing, ending a streak of eight consecutive 300-yard games dating back to September, which ranks second in NFL history and first in Colts annals. Finished with eight rushes for 49 yards (6.1 avg.) with a long carry of 20 yards. His yardage total is the second highest for a single game in his career.
- Completed 19-of-27 passes for 370 yards, five touchdowns and one interception for a 137.0 passer rating in a Week 13 win against Washington (11/30). Was part of an offense that scored six touchdowns of 30-plus yards becoming the first team to accomplish the feat since the 1966 Washington Redskins. Became the fifth quarterback since 1970 to record 30 victories in the first three seasons of a career. He established a career-high with five touchdown passes and threw for four-plus touchdown passes for the sixth time in his career. His five touchdown passes tied for the third most in a single game in team history. Became the first quarterback in franchise history to throw for two touchdowns of 70-plus yards in a single game. Found Coby Fleener for a 30-yard touchdown in the first quarter to give the team a 7-3 lead. Joined Johnny Unitas (one) and Peyton Manning (six) as the only quarterbacks in franchise history to throw for 30-plus touchdowns in a single season. On his 14th completion of the game in the third quarter, found Donte Moncrief for a 48-yard touchdown giving the Colts a 28-17 lead. He became the third-fastest player to reach 12,000 career passing yards in NFL history and tied Carson Palmer (78) for the fourth-most passing touchdowns in the first three seasons of a quarterback's career in NFL history. Set a career-long with a 79-yard pass to Moncrief, which went for his fifth touchdown of the game. On the play, reached 4,000 passing yards and joined Manning and Pro Football Hall of Famer Dan Marino as the only players to pass for 4,000 yards in two of their first three NFL seasons. Posted his 10th 300-yard passing game this season, which set a single-season franchise record (Manning, nine in 2004). With 19 completions, passed Andy Dalton (992) for the second-most completions in the first three seasons of a quarterback's career in NFL history. Finished with four touchdown passes of 30-plus yards and became only the second player in the last 10 years to accomplish the feat in a single game (Matt Flynn vs. Detroit 1/1/12).



- In a Week 14 victory at Cleveland (12/7), completed 24-of-53 passes for 294 yards, two touchdowns and two interceptions for a 59.8 passer rating. With the win, surpassed Andy Dalton (30) for sole possession of the fifth-most wins among Super Bowl-era starting quarterbacks in their first three seasons. With 294 yards, passed Peyton Manning for the most passing yards in the first three seasons of a quarterback's career in NFL history. With 24 completions, he passed Manning for the most completions in the first three seasons of a quarterback's career in NFL history. Opened the scoring for the Colts with his 11-yard rushing touchdown in the second quarter to tie the game at 7-7. It was the third rushing touchdown for Luck this season. Capped his 12th career game-winning drive after finding T.Y. Hilton for a one-yard touchdown reception with 32 seconds remaining in the fourth quarter. He threw his 500th passing attempt of the season in the first quarter and has now thrown for 500-plus passing attempts in three consecutive seasons. Completed his 1,000th career pass when he found Coby Fleener for an 18-yard gain in the second quarter.
- Completed 18-of-34 passes for 187 yards, two touchdowns and one interception for a 76.5 passer rating in a Week 15 win against Houston (12/14). With the win, tied Joe Flacco (32) for the fourth-most wins among Super Bowl-era starting quarterbacks in their first three seasons. In addition, became the only quarterback since 1970 with three consecutive seasons of at least 10 wins in their first three years. On his first touchdown pass of the game, a 26-yard strike to Hakeem Nicks, recorded his 560th career passing attempt, which surpassed Drew Bledsoe for the most attempts by a quarterback in their first three seasons in NFL history. Hit Dwayne Allen for a three-yard touchdown reception in the second quarter to give the Colts a 14-7 lead.
- In a Week 16 loss at Dallas (12/21), completed 15-of-22 passes for 109 yards and two interceptions for a 41.7 passer rating.
- Completed 10-of-16 passes for 160 yards and two touchdowns for a 135.4 passer rating in a Week 17 victory at Tennessee (12/28). With the win, tied Dan Marino and Matt Ryan (33) for the second-most wins among Super Bowl-era starting quarterbacks in their first three seasons. Opened the scoring in the first quarter with a seven-yard touchdown pass to tight end Coby Fleener. The score gave Indianapolis its first lead at the end of the first quarter dating back to a Week 13 home win against Washington. Found Reggie Wayne for an 80-yard completion in the second quarter setting up a Jack Doyle one-yard touchdown reception on the ensuing play. The completion was a new career-long as he set a new franchise record for the most passing yards in a single season (finishing with 4,761). On his second touchdown of the game he became the eighth player in NFL history to throw for 4,000 passing yards and 40 touchdowns in a single season. With his second touchdown pass of the game, passed Peyton Manning for the most touchdowns in the first three seasons of a quarterback's career in Colts history.
- In the team's AFC Wild Card Playoff victory at Cincinnati (1/4/15), completed 31-of-44 passes for 376 yards and one touchdown for a 104.0 passer rating. His 376 passing yards are the second-most for a postseason game in his career and the sixth-most for a single postseason game in team history. His 31 completions are a postseason career-best and are tied for the second-most in a postseason game in Colts history. His 44 attempts are the second-most for a postseason game in his career and are tied for the sixth-most in a postseason single-game in team history. In his first four postseason games, has thrown more passes (184) and thrown for more yards (1,438) than any other player in league history, besting Dan Fouts (182) and Kurt Warner (1,428) who held the previous records. Threw for 219 yards in the first half, the most in the first half of a NFL Wild Card Playoff game since Peyton Manning's 361 yards against Denver in 2004. He threw his lone touchdown pass of the game in the third quarter, a 36-yard strike to Donte Moncrief, to give Indianapolis a 20-10 advantage. On the play, topped the 300-yard passing plateau and tied Jim Kelly, Warren Moon and Drew Brees for the second-longest streak of 300-yard games in NFL postseason history (three). He also recorded his 100th career postseason completion.
- Completed 27-of-43 passes for 265 yards, two touchdowns and two interceptions for a 76.2 passer rating in the team's AFC Divisional Playoff win at Denver (1/11/15). The game marked the sixth time in NFL history two quarterbacks selected No. 1 overall in the NFL Draft started against each other in a postseason game. Has thrown for 1,703 yards in his playoff career, which is the most by any player through their first five postseason games in NFL history (Kurt Warner, 1,644). With 265 passing yards, passed Johnny Unitas (1,663) for the second-most career passing yards in Colts postseason history. Following his 14th completion of the game in the second quarter, passed Unitas (120) for the second-most career completions in franchise postseason history. With 43 passing attempts, passed Unitas for the second-most career attempts in Colts postseason history. Gave the Colts a 14-7 lead in the second quarter when he found Dwayne Allen for a three-yard touchdown. On the play, he passed Unitas (seven) for the second-most career touchdown passes in Colts postseason history. Found Hakeem Nicks for a 15-yard touchdown in the third quarter to give Indianapolis a 21-10 advantage. The score marked Luck's third career multiple-touchdown postseason game.

#### 2013 (COLTS):

- Started all 16 games at quarterback and completed 343-of-570 passes for 3,822 yards (60.2 percent), 23 touchdowns and nine interceptions for an 87.0 passer rating. Also contributed with 63 rushes for 377 yards and four touchdowns.
- Was named to the Pro Bowl for the second consecutive year.
- Earned AFC Offensive Player of the Week honors after a Week 7 performance against Denver.
- Surpassed Cam Newton (7,920) for the most passing yards by a quarterback in his first two NFL seasons and became the first quarterback in NFL history to throw for more than 8,000 yards in his first two seasons (8,196).
- Tied Ben Roethlisberger (22) for the second-most victories in a quarterback's first two seasons in the NFL since 1970. Also tied Matt Ryan for the second-most home wins (12) in a quarterback's first two seasons in the league.
- Finished the regular season opener against Oakland (9/8) having completed 18-of-23 passes for 178 yards and two touchdowns for a 127.9 passer rating. Opened the contest with 11 consecutive completions. Registered a 19-yard touchdown run in the fourth quarter, which gave the Colts a 21-17 lead and proved to be the game-winner. The rushing touchdown was the sixth of his career.
- Completed 25-of-43 passes for 321 yards, one touchdown and one interception for a 79.7 quarterback rating against Miami in Week 2 (9/15). With 43 attempts, passed Earl Morrall for eighth place all-time on the Colts career passing attempts list. Tied Johnny Unitas, Bert Jones and Jeff George (eight) for 40-plus passing attempt games in franchise history. With 25 completions, also passed Morrall for eighth place in career completions (382) and tied George (seven) for the fourth-most 300-plus passing yardage games in team history. Threw for 242 yards in the first half of play, which is his second-highest total for a first half (273 yards against Miami on November 4, 2012) in his career. Attempted 165 passes dating back to last season before his first interception in the fourth quarter. It was the longest active streak in the NFL prior to the pick.
- Completed 17-of-26 passes for 159 yards while contributing with 24 rushing yards on four carries in a Week 3 victory at San Francisco (9/22). Without a touchdown pass against the 49ers, ended a streak of nine consecutive games with at least one touchdown pass. Finished the game having completed 7-of-7 passes on first downs. Posted his second rushing touchdown of the season when he found the end zone on a six-yard run in the fourth quarter. The rushing touchdown was the seventh of his career.
- Finished a Week 4 contest at Jacksonville (9/29) having completed 21-of-35 passes for 257 yards, two touchdowns and one interception for a 89.8 passer rating. Tied Pro Football Hall of Famer John Elway (14) for the most wins in his first 20 starts by a quarterback drafted No. 1 overall since the 1970 merger.
- In a Week 5 victory against Seattle (10/6), completed 16-of-29 passes for 229 yards and two touchdowns. The contest marked his ninth game-winning drive in the fourth quarter or overtime. Registered his 15th career game with 200-plus passing yards and his 11th career contest with multiple touchdown passes. Found wide receiver T.Y. Hilton for two touchdown receptions. The first came in the first quarter on a 73-yard connection, which was the longest pass and reception for both players in their careers. The second score came in the third quarter on a 29-yard catch. The 73-yard touchdown pass was the longest allowed by the Seahawks defense since Week 16 of the 2007 season. Led Indianapolis to 11 fourth-quarter points as the Colts came back from a 28-23 deficit. Became 15-6 as a starter and was the fastest quarterback drafted No. 1 overall since the 1970 merger to reach 15 wins (21 starts). The game was

the first in league history in which both starting quarterbacks (Russell Wilson, Seattle) were second-year quarterbacks who started a playoff game as a rookie in the previous season.

- Started under center in a Week 6 loss at San Diego (10/14) and completed 18-of-30 passes for 202 yards and one interception for a 66.2 passer rating. Completed a long pass of 35 yards to wide receiver Reggie Wayne on the first play of the game.
- In a Week 7 win against Denver (10/20), completed 21-of-38 passes for 228 yards and four total touchdowns (three passing, one rushing) for a 99.5 quarterback rating. Tied his single-game career-high with four touchdowns and his three touchdown passes are the most he has thrown in a first half of his career. His 199 passing yards marked his third-highest total for a first half in a single game. Was named AFC Offensive Player of the Week for his performance.
- Completed 18-of-40 passes for 271 yards, three touchdowns and no interceptions for a 92.8 passer rating in a Week 9 comeback victory at Houston (11/3). With 40 attempts, he tied Jack Trudeau (nine) for the second-most games reaching the plateau in Colts history. The contest marked his third career game with three-or-more touchdown passes. It was the first time in his career he reached the mark in consecutive games (Oct. 20 vs. Denver). The victory marked his 10th career game-winning drive in the fourth quarter or overtime and his third in 2013. It's the most by a quarterback in his first two years in the league dating back to the Super Bowl era. Luck and wide receiver T.Y. Hilton connected on three second half touchdowns en route to the victory. The first came on a 10-yard pass at the end of the third quarter to cut Houston's lead to 24-12 after a missed two-point conversion. The duo connected again for a 58-yard score in the fourth quarter followed by a nine-yard touchdown with four minutes remaining in the final stanza. The second touchdown pass marked the fifth connection of 50-plus yards between Luck and Hilton and the fourth touchdown connection of over 50 yards between the two.
- In a Week 10 loss against St. Louis (11/10), completed 29-of-47 passes for 353 yards, one touchdown and three interceptions for a 65.3 passer rating. Added four rushes for 17 yards. With 353 yards, tied Bert Jones (eight) for the third-most 300-plus passing yard games in Colts history. With 47 attempts, passed Jack Trudeau (nine) for the second-most games with 40-plus attempts in franchise history. Topped 94 career rushing attempts, which ranks seventh in franchise history among quarterbacks. With 17 rushing yards, passed Marty Domres (454) for the sixth-most career rushing yards by a quarterback in Colts history.
- Completed 23-of-36 passes for 232 yards and zero interceptions while adding nine carries for 31 yards and one touchdown in a Week 11 victory at Tennessee (11/14). Following a Daniel Herron fumble recovery on a Titans kickoff return in the third quarter, scrambled for an 11-yard touchdown to give the Colts a 20-17 advantage. The rushing touchdown is his fourth of the season and the ninth of his career. Improved the team's record to 7-0 when scoring a rushing touchdown. Completed at least one pass to eight different receivers and completed his first eight passes for 66 yards to start the second half. With nine rushing attempts, passed George Shaw (98) for the sixth-most career rushing attempts by a quarterback in franchise history.
- In a Week 12 loss at Arizona (11/24), completed 20-of-39 passes for 163 yards, one touchdown and one interception for a 60.1 passer rating. Finished the game with 31 rushing yards and posted his longest career run in the fourth quarter with a 28-yard gain. With 163 passing yards, passed Jeff Garcia (6,822) for sixth place in NFL history for the most passing yards by a quarterback in their first two seasons in the league.
- Completed 17-of-32 passes for 200 yards and one interception for a 59.4 passer rating in a Week 13 victory against Tennessee (12/1). Added five rushes for 42 yards (8.4 avg.). With 200 passing yards, passed Drew Bledsoe (7,049) and Andy Dalton (7,067) for the fourth-most passing yards by a quarterback in his first two NFL seasons.
- In a Week 14 loss at Cincinnati (12/8), completed 29-of-46 passes for 326 yards, four touchdowns and zero interceptions for a 113.1 passer rating. With 326 yards, passed Dan Marino (7,294) for the third-most passing yards by an NFL quarterback in his first two seasons in the league. Topped the 200-yard passing mark for the 22nd time in his career and the 300-yard plateau for the ninth time in his career. With 29 completions, passed Mike Pagel (587) for the seventh-most in team history. Also moved ahead of Mike Pagel (7,474) for the seventh-most passing yards in franchise history. Totaled his ninth 300-yard passing outing, which passed Bert Jones for the third-most in Colts history. Completed passes to seven different receivers in the first half of play and finished the game having completed passes to nine different players. In the third quarter, tallied a career-long 29-yard rush to give the Colts possession in the red zone. Indianapolis finished with a touchdown on the drive.
- Completed 19-of-32 passes for 180 yards, two touchdowns and one interception for an 82.8 passer rating in a Week 15 win against Houston (12/15). With the victory, tied Joe Flacco and Matt Ryan (20) for the fourth-most wins in a quarterback's first two seasons since 1970. Also became the sixth quarterback in the Super Bowl era to win at least 20 games in his first two years. Is the fifth quarterback in NFL history with at least 20 touchdown passes in each of his first two seasons.
- In a Week 16 victory at Kansas City (12/22), completed 26-of-37 passes for 241 yards and one touchdown for a 96.8 passer rating. Registered his fourth-highest first half passing total with 192 yards. With the victory, tied Dan Marino (21) for the third-most wins in a quarterback's first two NFL seasons since 1970. With 241 passing yards, passed Peyton Manning (7,874) for the second-most yards by a quarterback in his first two NFL seasons.
- Completed 26-of-37 passes for 282 yards and one touchdown for a 101.4 passer rating in a Week 17 victory against Jacksonville (12/29). With 282 yards, passed Cam Newton (7,920) for the most passing yards by a quarterback in his first two NFL seasons while becoming the first quarterback in NFL history to throw for more than 8,000 yards in his first two seasons in the league. With the victory, tied Ben Roethlisberger (22) for the second-most victories in a quarterback's first two seasons in the NFL since 1970.
- In his second career postseason start during the team's Wild Card victory against Kansas City (1/4/14), completed 29-of-45 passes for 443 yards, four touchdowns and three interceptions for a 98.7 passer rating. Led the Colts to the second-largest comeback in NFL postseason history after trailing by 28 points in the second half. Was part of an offense that recorded 536 total net yards, which set a franchise record for a postseason game and tied for the ninth-most in NFL postseason history. The team also netted 436 passing yards, which was the second-most for a postseason game in franchise history. His 443 passing yards marked the fifth-highest total in an NFL postseason game and the second-most in franchise history (Peyton Manning, 458 yards vs. Denver on Jan. 9, 2005). His four touchdown passes tied for the 11th-most in an NFL postseason contest and tied for the second-most in franchise history. It also marked the third time in team history that a quarterback threw for four or more touchdowns in a postseason game. With 45 passing attempts, passed Earl Morrall (79) for the fourth-most passing attempts in Colts postseason history. With 29 completions, passed Morrall (37) for the fourth-most completions in Colts postseason history. With 443 yards, passed Morrall (667) for the fourth-most passing yards in franchise postseason history. With four touchdowns, passed Morrall and Jack Trudeau (two) for the fourth-most touchdown passes in Colts postseason history. His 45 rushing yards were the second-most in a playoff game by a Colts quarterback (48, Jim Harbaugh on Jan. 7, 1996). Became the first player in NFL history to record a passing touchdown and a fumble recovery for a touchdown in the same game in postseason history. Including the playoffs, won seven career games after trailing by double-digits, the most such wins in the NFL since the start of the 2012 season.
- Completed 20-of-41 passes for 331 yards, two touchdowns and four interceptions for a 53.0 passer rating in the team's Divisional Playoff loss at New England (1/11/14). With 41 passing attempts, passed Jim Harbaugh (119) for the third-most attempts in Colts postseason history. Also passed Harbaugh (61) for the third-most completions in franchise postseason history and the third-most touchdowns in team postseason history.

#### 2012 (COLTS):

- Started all 16 games in his rookie season. Was 339-of-627 passing for an NFL rookie record 4,374 yards, 23 touchdowns and 18 interceptions. Added 255 rushing yards on 62 carries and a club quarterback record five rushing touchdowns.
- In his first career NFL start at Chicago (9/9), completed 23-of-45 passes for 309 yards, one touchdown and three interceptions for a



- 52.9 quarterback rating. His 309 passing yards is the highest total by a Colts rookie quarterback in their franchise debut.
- Against the Vikings (9/16), completed 20-of-31 passes for 224 yards and two touchdowns for a 107.5 quarterback rating. Engineered two two-minute scoring drives. The first came at the end of the second quarter when he hit wide receiver Reggie Wayne for a 30-yard touchdown reception. The second came with 31 seconds remaining in the fourth quarter when he drove the team 40 yards to set up Adam Vinatieri's game-winning 53-yard field goal.
  - Completed 22-of-46 passes for 313 yards, two touchdowns and one interception in the team's loss against Jacksonville (9/23).
  - Set season highs in completions (31) and attempts (55) while throwing for 362 yards and three total touchdowns (two passing, one rushing) against Green Bay (10/7). Led the team back from an 18-point deficit to capture a 30-27 victory, becoming the first rookie quarterback to accomplish the feat since Detroit's Matthew Stafford in 2009. Became the Colts' first rookie quarterback since Bert Jones in 1973 to throw a touchdown pass in each of his first four career games. Became the first rookie in NFL history to pass for 1,200-plus yards (1,208) and record at least two wins in his team's first four games. Joined Carolina quarterback Cam Newton as the only players in NFL history to pass for at least 300 yards in three of their first four career games.
  - Completed 22-of-44 passes for 280 yards and two interceptions in a loss at the New York Jets (10/14).
  - Completed 16-of-29 passes for 186 yards and added two rushing touchdowns in a victory over Cleveland (10/21) in Week 7. Became the third quarterback in franchise history and the first since 1988 to rush for two touchdowns in a single game.
  - Completed 26-of-38 passes for 297 yards, one touchdown and one interception for an 89.5 quarterback rating in a 19-13 overtime victory at Tennessee (10/28). Threw the game-winning 16-yard touchdown pass to running back Vick Ballard in overtime to seal the victory.
  - Finished with a career day as he completed 30-of-48 passes for 433 yards and two touchdowns for a 105.6 quarterback rating against Miami (11/4). His 433 yards set a new NFL record for passing yards by a rookie quarterback in a single game and topped his rookie franchise record for single game passing yards (362 vs. Green Bay on Oct. 7, 2012). Became the second rookie in NFL history to record four 300-yard passing games (Peyton Manning, 1998). His 433 passing yards mark the third-highest total in a single game in franchise history. His first half passing total of 273 yards was the fourth-highest total in franchise history for a first half (Peyton Manning, 324 vs. Buffalo on Sept. 23, 2001). Luck also became the second player in the NFL with 270-plus passing yards in the first half (Drew Brees, 314 in Week 7 vs. Tampa Bay) at that time in the season. He threw two touchdown passes, his first to Reggie Wayne (nine yards) in the first quarter and the second, a 36-yard touchdown to fellow rookie T.Y. Hilton in the third quarter.
  - Threw for 227 yards on 18-of-26 passing in an NFL Network Thursday Night Football victory at Jacksonville (11/8).
  - Completed 27-of-50 passes for 334 yards, two touchdowns and three interceptions at New England (11/18). With 334 yards, he became the first rookie quarterback in NFL history to register five 300-yard passing outings in his first season, topping Peyton Manning's record of four, which was set in 1998.
  - Completed 20-of-37 passes for 240 yards, one touchdown and one interception for a 71.9 quarterback rating vs. Buffalo (11/25). With the win, he tied Sam Bradford for the most wins (seven) by a quarterback drafted No. 1 overall since 1970. Luck became the second rookie quarterback in Colts history to throw for 3,000-plus yards in their first season, and with 449 passing attempts, passed Jack Trudeau (417) for the second-most in a season by a rookie in team history.
  - Finished the game having completed 24-of-54 passes for 391 yards, four touchdowns and three interceptions for a 70.8 passer rating at Detroit (12/2). With the win, he surpassed Sam Bradford (seven) to become the first rookie quarterback drafted No. 1 overall to record eight victories since 1966. With 3,596 passing yards, he has passed Andy Dalton (3,398 in 2011), Matt Ryan (3,440 in 2008) and Sam Bradford (3,512 in 2010) for the third-most passing yards by a rookie in NFL history. Luck also totaled his sixth 300-yard passing game of the season, which improved his current rookie record. Luck's four touchdown passes set a career-high. His passing attempt total was the second-highest in 2012 (55 vs. Green Bay, 10/7). Luck and Seattle quarterback Russell Wilson were the first pair of NFL rookie quarterbacks with a game-winning touchdown pass in the final minute of the fourth quarter or overtime on the same day. The two joined Tim Couch and Matthew Stafford as the only rookies to throw a game-winning touchdown pass with 0:00 on the clock since 1970.
  - Finished the game having completed 16-of-34 passes for 196 yards and one touchdown against Tennessee (12/9). With 196 yards, he set a new franchise record (3,792) for passing yards by a rookie, topping Peyton Manning's mark of 3,739 yards. With the Colts victory, he got credit for his sixth quarter/overtime game-winning drive for the Colts, which is the most by a rookie since the AFL/NFL merger. He surpassed Vince Young (2006 Titans) and Ben Roethlisberger (2004 Steelers) who each had five.
  - Completed 13-of-27 passes for 186 yards and two touchdowns for a 95.6 passer rating at Houston (12/16). Found wide receiver T.Y. Hilton on a 61-yard touchdown in the second quarter for the team's first touchdown of the game. The score marked Luck's sixth touchdown pass of 30-or-more yards and fourth touchdown pass of 40 yards or more.
  - Completed 17-of-35 passes for 205 yards and one touchdown in a victory over Kansas City (12/23). With 205 yards, he set a new NFL record for passing yards by a rookie quarterback, topping Cam Newton's mark (4,051), which was set in 2011. Notched his seventh game-winning drive in the fourth quarter or overtime, which tied an NFL record (previously done on six occasions). He also broke Chris Chandler's franchise rookie record for wins in a season (10). With 35 passing attempts, Luck set a new NFL record for passing attempts by a rookie quarterback (topping Sam Bradford's record of 590). He also passed Peyton Manning (575) for the most in a season by a rookie quarterback in Colts history. Pieced together the team's first touchdown drive of the game in the fourth quarter when the Colts drove 73 yards in 13 plays, capped by a Reggie Wayne seven-yard touchdown.
  - Completed 14-of-28 passes for 191 yards and two touchdowns in the team's victory over the Texans (12/30). With his first two completions in the first quarter, Luck set a new franchise record for completions by a rookie quarterback (327), topping Peyton Manning's old mark of 326 in 1998. Found wide receiver T.Y. Hilton for a 70-yard touchdown reception in the fourth quarter. The pass and reception both marked career longs for Luck and Hilton. Luck finished the regular season with 23 touchdown passes and surpassed Charlie Conerly (22) for the third-most touchdown passes by a rookie quarterback in NFL history. Finished the season having won 11 games as a starter and joined Ben Roethlisberger (13), Joe Flacco (11), Matt Ryan (11) and Russell Wilson (11) as the only starting rookie quarterbacks in the Super Bowl era (since 1966) to win at least 11 games. Luck's 11 victories give him the most by a quarterback drafted No. 1 overall in his rookie season in NFL history. Sam Bradford held the previous record of seven wins in his rookie season with the St. Louis Rams in 2010.
  - Completed 28-of-54 passes for 288 yards in the team's Wild Card Playoff loss at Baltimore (1/6/13) and became the first quarterback selected No. 1 overall to start a postseason game as a rookie. Compiled the second-most passing yards by a rookie quarterback in a playoff game, set an NFL record for passing attempts by a rookie quarterback in a single postseason game and set a franchise record for passing attempts by a quarterback in a postseason game.

#### COLLEGE:

- Started all 38 games he played in at Stanford, completing 713-of-1,064 passes (67.0 percent) for 9,430 yards, 82 touchdowns and 22 interceptions, as he set school career records for touchdown passes and pass completion percentage.
- Was a two-time Heisman Trophy finalist in 2010 and 2011.
- Named the Maxwell Award Winner for the National Collegiate Player of the Year, the Walter Camp Football Foundation Player of the Year and the Pac-12 Conference Player of the Year following the 2010 and 2011 seasons. Was also the recipient of the Johnny Unitas Golden Arm Trophy and named the Capital One Academic All-America of the Year by CoSIDA in 2011.
- Finished his collegiate career at Stanford with 31 victories as a starter, the most ever attained by a Cardinal quarterback. His winning percentage (81.5) is the best in school history.



- Helped lead Stanford to 29 consecutive weeks in The Associated Press Top 25 poll, including 22 consecutive weeks in the Top 10.
- Quarterbacked three of the most prolific offensive teams in school history, by helping Stanford amass 461 points in 2009 as a freshman, a school-record 524 points as a sophomore and 561 points as a junior, the seventh-highest total in the nation.
- With 82 career touchdown passes, left school ranked fourth in Pac-12 Conference history. His career-high 37 scoring strikes as a junior are surpassed by only Southern California's Matt Leinart (38 in 2003) for the Pac-12 Conference season record.
- Earned the top two spots on the Stanford season record chart with 37 touchdown passes in 2011 and 32 connections in 2010.
- Finished second in school annals behind Steve Stenstrom (10,531 yards; 1991-94) for the most passing yardage for a career, and his pass attempts (1,064) and completions (713) both placed fourth in school history.
- Holds the second and third positions in the Stanford season record book with passing yardage figures of 3,517 yards as a junior and 3,338 yards as a sophomore, topped by only Steve Stenstrom's 3,627 yards in 1993.
- Completed 288 attempts in 2011 to rank behind only Stenstrom's 1993 total of 300 while his 2010 figure of 263 completions rank fourth on the Cardinal annual record chart.
- The first Cardinal to amass over 10,000 yards in total offense (10,387), establishing a new Stanford record and finishing sixth in Pac-12 history.
- Accounted for 3,791 total yards in 2010 and 3,667 in 2011 to earn the top two positions on the Cardinal season record list.
- Threw for over 300 yards in eight contests during his collegiate career, the fourth-best total by a Stanford passer.
- Became the first Stanford player to throw for at least four scores more than twice in a season.
- Holds the school career record for quarterbacks with 957 rushing yards. Set the season rushing record for a quarterback in 2010 with 453 yards and also ranks third on the list with 354 yards on the ground in 2009.

#### PERSONAL:

- Attended Stratford High School in Houston.
- Finished his prep career with 7,139 yards and 53 touchdowns on 488-of-824 passing (.592) while also adding 2,085 rushing yards in three seasons.
- As a senior, completed 196-of-338 pass attempts for 2,684 yards and 19 touchdowns and rushed for 671 yards. Earned Second Team All-Texas honors for Class 5A.
- Was an All-America selection by *SuperPrep* and listed as the nation's seventh-best quarterback by the publication in 2007.
- Threw for 2,926 yards and 27 touchdowns on 176-of-257 passing and rushed for 714 yards in his junior season.
- Named the 19-5A District MVP and was a *Rivals.com* All-America pick in 2006.
- Totaled 1,529 yards and seven touchdowns through the air on 116-of-229 passing as a sophomore, adding 700 rushing yards.
- Served as the co-valedictorian of his high school's graduation class of 2008.
- Is the spokesperson for Riley Hospital Change the Play, which encourages kids to challenge themselves to make better choices when it comes to food and exercise.
- Serves as a board member for the Indy Public Safety Foundation.
- Serves as a co-spokesperson for the "COLTSTRONG, LIBRARYSTRONG" campaign for the Indianapolis Library.
- Hosted an NFL PLAY 60 event with Indianapolis Public School students.
- Co-hosted the 12th Man Leukemia Jam, an event to benefit the Leukemia and Lymphoma society.
- Donates tickets as a Colts Community Ticket Block Sponsor.
- At Stanford, carried a 3.48 cumulative grade point average as an architectural design major.
- Son of former Houston Oiler and West Virginia quarterback Oliver Luck.

#### 2014 GAME-BY-GAME STATISTICS

Date/Opp.	PASSING										RUSHING				
	GP	GS	Att.	Comp.	Yards	Pct.	Yds/Att.	TD	INT	LG	No.	Yards	Avg.	LG	TD
9/7 @ DEN	1	1	53	35	370	66.0%	7.0	2	2	41t	5	19	3.8	9t	1
9/15 vs. PHI	1	1	34	20	172	58.8%	5.1	3	1	19	4	20	5.0	15	0
9/21 @ JAX	1	1	39	31	370	79.5%	9.5	4	0	39	3	15	5.0	10	0
9/28 vs. TEN	1	1	41	29	393	70.7%	9.6	4	1	37	1	-1	-1.0	-1	0
10/5 vs. BAL	1	1	49	32	312	65.3%	6.4	1	2	30	6	22	3.7	13t	1
10/9 @ HOU	1	1	44	25	370	56.8%	8.4	3	1	49	7	18	2.6	10	0
10/19 vs. CIN	1	1	42	27	344	64.3%	8.2	2	0	46	4	5	1.3	2	0
10/26 @ PIT	1	1	45	26	400	57.8%	8.9	3	2	52	3	26	8.7	14	0
11/3 @ NYG	1	1	46	25	354	54.3%	7.7	4	0	40t	2	5	2.5	5	0
11/16 vs. NE	1	1	39	23	303	59.0%	7.8	2	1	46	3	15	5.0	7	0
11/23 vs. JAX	1	1	32	21	253	65.6%	7.9	1	0	73t	8	49	6.1	20	0
11/30 vs. WAS	1	1	27	19	370	70.4%	13.7	5	1	79t	4	20	5.0	15	0
12/7 @ CLE	1	1	53	24	294	45.3%	5.5	2	2	42t	5	37	7.4	13	1
12/14 vs. HOU	1	1	34	18	187	52.9%	5.5	2	1	26t	8	18	2.3	8	0
12/21 @ DAL	1	1	22	15	109	68.2%	5.0	0	2	22	0	0	0.0	0	0
12/28 @ TEN	1	1	16	10	160	62.5%	10.0	2	0	80	1	5	5.0	5	0
<b>2014 TOTALS</b>	<b>16</b>	<b>16</b>	<b>616</b>	<b>380</b>	<b>4,761</b>	<b>61.7%</b>	<b>7.7</b>	<b>40</b>	<b>16</b>	<b>80</b>	<b>64</b>	<b>273</b>	<b>4.3</b>	<b>20</b>	<b>3</b>

#### 2014 POSTSEASON GAME-BY-GAME STATISTICS

Date/Opp.	PASSING										RUSHING				
	GP	GS	Att.	Comp.	Yards	Pct.	Yds/Att.	TD	INT	LG	No.	Yards	Avg.	LG	TD
1/4 vs. CIN	1	1	44	31	376	70.5%	8.5	1	0	45	2	18	9.0	18	0
1/11 @ DEN	1	1	43	27	265	62.8%	6.2	2	2	32	2	21	10.5	20	0
1/18 @ NE															
<b>2014 TOTALS</b>	<b>2</b>	<b>2</b>	<b>87</b>	<b>58</b>	<b>641</b>	<b>66.7%</b>	<b>7.4</b>	<b>3</b>	<b>2</b>	<b>45</b>	<b>4</b>	<b>39</b>	<b>9.8</b>	<b>20</b>	<b>0</b>

#### CAREER REGULAR SEASON STATISTICS

Year	PASSING										RUSHING				
	GP	GS	Att.	Comp.	Yards	Pct.	Yds/Att.	TD	INT	LG	No.	Yards	Avg.	LG	TD
2014 IND	16	16	616	380	4,761	61.7%	7.7	40	16	80	64	273	4.3	20	3
2013 IND	16	16	570	343	3,822	60.2%	6.7	23	9	73t	63	377	6.0	29	4
2012 IND	16	16	627	339	4,374	54.1%	7.0	23	18	70t	62	255	4.1	19	5
<b>TOTAL</b>	<b>48</b>	<b>48</b>	<b>1,813</b>	<b>1,062</b>	<b>12,957</b>	<b>58.6%</b>	<b>7.1</b>	<b>86</b>	<b>43</b>	<b>80</b>	<b>189</b>	<b>905</b>	<b>4.8</b>	<b>29</b>	<b>12</b>

#### CAREER POSTSEASON STATISTICS

Year	PASSING										RUSHING				
	GP	GS	Att.	Comp.	Yards	Pct.	Yds/Att.	TD	INT	LG	No.	Yards	Avg.	LG	TD
2014 IND	2	2	87	58	641	66.7%	7.4	3	2	45	4	39	9.8	20	0
2013 IND	2	2	86	49	774	57.0%	9.0	6	7	64t	8	50	6.3	21	0
2012 IND	1	1	54	28	288	51.9%	5.3	0	1	25	4	35	8.8	18	0
<b>TOTAL</b>	<b>5</b>	<b>5</b>	<b>227</b>	<b>135</b>	<b>1,703</b>	<b>59.5%</b>	<b>7.5</b>	<b>9</b>	<b>10</b>	<b>64t</b>	<b>16</b>	<b>124</b>	<b>7.8</b>	<b>21</b>	<b>0</b>



**ROBERT MATHIS**  
**Outside Linebacker 6-2 245 Alabama A&M**  
**NFL Exp: 12 (12th Year with Colts)**  
**How Acquired: D5 – 2003 (138th overall)**  
**Born: 2/26/81**  
**GP/GS (Postseason): 163/99 (18/11)**

**98**



**CAREER TRANSACTIONS:**

- Selected by the Colts in the fifth round (138th overall) of the 2003 NFL Draft.

**PRO CAREER:**

- Named to six consecutive Pro Bowls (2008-2013).
- Voted a 2013 Associated Press and *Sporting News* First Team NFL All-Pro selection for the first time in his career.
- In 2013, won the Deacon Jones Award as the NFL's sack leader with 19.5. Became the second member in Colts history to lead the league in sacks (Dwight Freeney, 2004).
- Was named to the 2013 PFWA All-NFL and All-AFC teams.
- Named NFL 101 AFC Defensive Player of the Year in 2013.
- Became the franchise all-time sack leader and single season sack leader with his sack against Houston on Dec. 15, 2013. Following his multiple-sack game against Jacksonville on Dec. 29, 2013, set a team single-season record for sacks with 19.5.
- Named the team's recipient of the 2011 Ed Block Courage Award.
- Became the 30th player in NFL history to total 100.0 career sacks following a 2.0-sack performance in a victory against Seattle (Oct. 6, 2013).
- Established a new NFL record with his 40th career sack-forced fumble during a Week 12 meeting at Arizona on Nov. 24, 2013. Topped Jason Taylor's previous record of 39. Now has 43 career sack-forced fumbles.
- Has five career 10.0-plus sack seasons.
- Has compiled a franchise record 27 multiple-sack contests and three career 3.0-plus sack games.
- Set a franchise record for the most multiple-sack games in a single season with seven in 2013.
- Compiled a string of four-straight multiple-sack games in 2013 (vs. Miami (9/15, 2.0), at San Francisco (9/22, 1.5), at Jacksonville (9/29, 3.0) and vs. Seattle (10/6, 2.0)).
- In 2005, set an NFL record with sacks in eight consecutive games to start a season. His streak of eight games ranks as the second-longest in club history (Dwight Freeney, nine).
- Also had a streak of eight consecutive games with a sack spanning the last two games of 2011 and the first six games of the 2012 season.
- Along with Dwight Freeney, became the first defensive end tandem since 1970 from the same team to be named to three consecutive Pro Bowls.
- Mathis and Freeney had 10.0-plus sacks each in 2004, 2005, 2008 and 2010, surpassing Reggie White and Clyde Simmons for the most seasons of 10.0-plus sacks each by teammates in NFL history.
- Mathis and Freeney combined for 21.0 sacks in 2010, the fifth time they have topped 20.0 sacks as a duo (26.5, 2004; 22.5, 2005; 22.0, 2008; 23.0, 2009).
- Named AFC Defensive Player of the Week on three occasions (2005, 2008, 2011) and AFC Defensive Player of the Month four times (November 2009, September 2010, October 2013 and December 2013).

**2014 (COLTS):**

- Was placed on the Reserve/Suspended list for the first four games of the regular season.
- Placed on the Reserve/Non-Football Injury list on September 29, 2014.

**2013 (COLTS):**

- Voted a 2013 Associated Press and *Sporting News* First Team NFL All-Pro selection for the first time in his career.
- Won the Deacon Jones Award as the NFL's sack leader with 19.5. Became the second member in Colts history to lead the league in sacks (Dwight Freeney, 2004).
- Was named to the PFWA All-NFL and All-AFC teams.
- Named NFL 101 AFC Defensive Player of the Year.
- Earned his sixth consecutive Pro Bowl selection.
- Was named AFC Player of the Month on two occasions (October and December).
- Became the 30th player in NFL history to reach 100.0 career sacks while setting a franchise record for career sacks (111.0) and sacks for a single season (19.5).
- Started all 16 games at RUSH linebacker and recorded 65 tackles (54 solo), 19.5 sacks, eight forced fumbles and one pass defended. Also contributed with eight tackles (five solo), 2.0 sacks and two forced fumbles in two postseason contests.
- In the regular season opener against Oakland (9/8), finished the game with six tackles (four solo) and the team's lone sack of the game (16-yard loss), which came at a pivotal moment in the fourth quarter on the Raiders final possession of the game.
- Logged 2.0 sacks against Miami (9/15) and added a forced fumble on his first quarterback takedown in the third quarter. The sacks moved him past Henry Thomas for 37th place on the NFL's all-time sack list (94.5) as he registered his 21st career multiple-sack contest. Has also totaled sacks in three consecutive games against Miami dating back to 2009. The forced fumble for Mathis was the 41st of his career. Finished the game with seven solo tackles and topped 500 stops for his career.
- Finished a Week 3 meeting at San Francisco (9/22) with three tackles (two solo) and 1.5 sacks. The sacks marked the fourth time he opened a season with at least 1.0 sack in three consecutive games (2005, 2010, 2012, 2013). The first sack of Colin Kaepernick also marked the 50th different quarterback takedown in his career. Surpassed Robert Porcher (95.5) for 35th place on the league's all-time sack list.
- Finished with 3.0 sacks and six solo tackles in a 37-3 victory against Jacksonville (9/29). The sacks marked the 97th, 98th and 99th of his career, which moved him past Warren Sapp (96.5), Dexter Manley (97.5), Jacob Green (97.5), Simon Fletcher (97.5) and Joey Porter (98.0) for 30th place on the league's all-time sacks list. The performance marked his 23rd multiple-sack game and his third career 3.0-sack contest. It was the third time in his career that he recorded a quarterback takedown in each of the first four games to open a season (2005 and 2012). He posted at least 1.0 sack in five consecutive games against Jacksonville.

<b>MATHIS SINGLE-GAME HIGHS</b>	
Tackles:	10 vs. WAS (10/22/06)
Sacks:	3.0, three times (Last: at JAX 9/29/13)
FF:	3 vs. HOU (11/14/04)
FR:	1, 14 times (Last: at JAX 1/1/12)

- In a Week 5 victory against Seattle (10/6), compiled four tackles, 2.0 sacks, one forced fumble and one pass defended. Became the 30th player in NFL history to record 100.0 career sacks. With 2.0 sacks, passed Charles Haley and Williams Fuller (100.5) for 27th place on the league's all-time sack list. Added his second sack of the game in the third quarter, which marked his 24th career multiple-sack contest. It also marked the first time in his career that he totaled multiple sacks in four consecutive games (9/15/13 - 10/6/13). Opened a season with at least 1.0 sack in each of the first five games for the third time in his career (2005 & 2012). With 9.5 sacks through five games, ranks first among Colts players in quarterback takedowns through the first five games of a regular season in franchise history dating back to 1982.
- Finished with five tackles, 2.0 sacks and one forced fumble in a win against Denver (10/20). Sacked Peyton Manning in the second quarter and forced a fumble on the play, which went out of the end zone for a safety. Manning became the 52nd different quarterback that he has sacked in his career. Regained the league lead in sacks with 11.5. Tied the franchise record for multiple-sack games in a single season with five (Chad Bratzke and Dwight Freeney). Passed Jim Jeffcoat (102.5) for 26th place on the NFL's all-time sack list. Dating back to 1982 when sacks became an official stat, leads the franchise for the most sacks through seven games in a single season.
- In a Week 10 loss against St. Louis (11/10), totaled five tackles, 2.0 sacks and three tackles for loss. With 2.0 sacks, set a new career-high for a single season with 13.5. On his second sack of the contest in the first quarter, set a franchise record for the most multiple-sack games in a career (26) and multiple-sack games in a single season (six). Recorded the most sacks by a Colts player through the first nine games of a regular season with 13.5. With 105.0 career sacks, passed Kevin Carter and Neil Smith (104.5) for 24th place in NFL history.
- In a Week 12 meeting at Arizona (11/24), contributed with three tackles, 1.0 sack and one forced fumble. With his sack-forced fumble of Cardinals quarterback Carson Palmer in the second quarter, set a new NFL record for career sack-forced fumbles with 40. Jason Taylor was the previous record holder with 39. Also tied the franchise record for the most games with at least 1.0 sack in franchise history (81). With 106.0 career sacks, he tied with Trace Armstrong for 23rd place in NFL history. Recorded the most sacks by a Colts player through the first 11 games of a regular season (14.5).
- Finished with two tackles, 1.0 sack and one forced fumble in a Week 13 victory against Tennessee (12/1). Sacked Titans quarterback Ryan Fitzpatrick in the third quarter and forced a fumble on the play, which was recovered by inside linebacker Jerrell Freeman. The sack-forced fumble was the 41st of his career, which adds to his current NFL record. On the takedown, set a new franchise record for games with at least half of a sack (82), topping Dwight Freeney's old record. Recorded the most sacks by a Colts player through the first 12 games of a regular season with 15.5.
- In a Week 14 loss at Cincinnati (12/8), finished with one tackle.
- In a Week 15 victory against Houston (12/15), compiled four solo tackles, 1.0 sack and one forced fumble. With his third quarter strip-sack of Texans quarterback Case Keenum, set a new career franchise record for sacks (108.0), which was previously held by Dwight Freeney (107.5) from 2002-2012. On the same play, established a new Colts record for sacks in a single season with 16.5, topping Freeney's mark of 16.0 in 2004. The strip-sack of Keenum resulted in a Colts safety and was the 42nd of his career, which improved his current NFL record. Passed Pat Swilling (107.5) for 22nd place on the NFL's all-time sack list and tied Freeney for 21st place.
- Totaled five tackles (four solo), 1.0 sack, and two forced fumbles in a Week 16 win at Kansas City (12/22). His two forced fumbles tied his single season career-best (eight in 2005) and both led to Colts touchdowns on their ensuing offensive possessions. Surpassed Dwight Freeney for 21st place on the NFL's all-time sack list.
- Started at RUSH linebacker in a Week 17 victory against Jacksonville and claimed the league's sack title following a 2.0-sack performance. Finished the season with a team single-season record 19.5 sacks. Also added seven tackles. With his first quarter sack, passed Greg Townsend for 20th place on the NFL's all-time sack list. Contributed with his second sack of the game in the third quarter when he brought down Chad Henne for a nine-yard loss. With the sack, he improved his current franchise record of career multiple-sack games to 27 as well as his single-season team record for multiple-sack contests to seven.
- Contributed with three tackles, 1.0 sack and one forced fumble in a Wild Card Playoff victory against Kansas City (1/4/14). Tallied his lone sack of the game in the third quarter and forced a fumble on the play, which was recovered by Kelvin Sheppard. Moved into first place in franchise history with his third career postseason forced fumble, topping Dwight Freeney and Nick Harper (two) for the top spot. The turnover also led to a Colts touchdown. With 1.0 sack, moved within 3.5 sacks of Freeney's postseason franchise record (9.0). Also moved into a tie with Freeney for the fifth-most postseason games played in franchise history with 17.
- In the team's AFC Divisional Playoff loss at New England (1/11/14), tallied five tackles (three solo), 1.0 sack and one forced fumble. The sack was his second of the postseason as he sits 2.5 sacks shy of Dwight Freeney's postseason franchise record. Moved into a tie with Justin Snow and Reggie Wayne for the third-most postseason games played in franchise history with 18.

#### 2012 (COLTS):

- Started all 12 games he played in and registered 51 tackles (31 solo), 8.0 sacks, two passes defended, one forced fumble and his first career interception.
- Selected to his fifth consecutive Pro Bowl.
- Started at strongside linebacker in the team's season opener at Chicago (9/9) and posted eight tackles (six solo), 2.0 sacks and three tackles for loss. He sacked Jay Cutler on the first play of the game and added his second of the contest in the third quarter. The multi-sack performance by Mathis was the 20th of his career and the first since a December 22, 2011, meeting against Houston (2.0).
- Against the Vikings in Week 2 (9/16), compiled eight tackles (five solo) and 1.0 sack. His 3.0 sacks through the first two games of the season matched his career-best of 3.0 sacks which he totaled through Week 2 of the 2010 campaign.
- Compiled three tackles and recorded a sack and forced fumble when he brought down quarterback Blaine Gabbert against Jacksonville (9/23).
- Against Green Bay (10/7), finished with four tackles and 1.0 sack for a loss of six yards.
- In his first contest back from a three-game absence due to injury, recorded a sack of Dolphins quarterback Ryan Tannehill against Miami (11/4). With the sack, Mathis improved his consecutive games sack streak to eight, which tied a personal best. The streak dated back to a 2011 Week 15 meeting against Tennessee (12/18/11). In the eight-game sack streak, he totaled 10.0 sacks.
- Tallied three tackles and a sack against Buffalo (11/25). With the sack, Mathis topped 90.0 sacks for his career (90.5) and improved his season total to 7.0.
- Posted four tackles at Detroit (12/2), his first career interception and one pass defended in the team's victory.
- Recorded his team-leading eighth sack of the season when he dropped Texans quarterback Matt Schaub for an eight-yard loss at Houston (12/16). Also added five tackles (four solo).
- Finished with six tackles (four solo) and one tackle for loss against Houston (12/30).
- Started at strongside linebacker in the team's AFC Wild Card Playoff loss at Baltimore (1/6/13) and tallied seven tackles (four solo) and the team's lone sack of the game. The sack was his sixth in nine career games against Baltimore (including the postseason) and improved his career postseason total to 4.5. Mathis also moved into a tie for sixth place in franchise history for the most postseason games played (16).

#### 2011 (COLTS):

- Competed in all 16 contests (15 starts) and totaled 45 tackles, a team-leading 9.5 sacks, three forced fumbles, three fumble recoveries and one pass defended.



- Selected to his fourth consecutive Pro Bowl.
- Named AFC Defensive Player of the Week for his performance against Houston (12/22).
- Started in the season opener at Houston (9/11) and posted two tackles and the team's lone sack.
- Posted 1.0 sack, one forced fumble and one fumble recovery against Pittsburgh (9/25).
- Tallied four solo tackles and 1.0 sack at Tampa Bay (10/3).
- Led the defensive line with six tackles (two solo) while contributing with 1.0 sack against Jacksonville (11/13).
- Totaled four tackles and added 1.0 sack against Carolina (11/27).
- Notched two tackles and moved past the 80.0 career sack mark with his quarterback takedown of Matt Hasselbeck against Tennessee (12/18).
- Recorded 2.0 sacks and one fumble recovery against Houston (12/22), taking the team lead in sacks for the season. The game also marked his 19th career multiple-sack contest. For his efforts, he was named AFC Defensive Player of the Week.
- Logged 1.0 sack in the season finale at Jacksonville (1/1/12) and finished the season with a team-high 9.5.

#### 2010 (COLTS):

- Started all 16 games at left defensive end and was only one-of-four defensive players to open every game.
- Earned his third consecutive Pro Bowl selection.
- Was named AFC Defensive Player of the Month for September with 11 tackles, 4.0 sacks and one forced fumble.
- Named to the PFW/PFWA All-AFC Team.
- Finished the season with 60 tackles (44 solo), 11.0 sacks, one forced fumble, one fumble recovery, one pass defended and 19 quarterback pressures.
- Tallied his fourth season with 10.0-plus sacks.
- Registered five tackles and 1.0 sack at Houston (9/12).
- Collared four tackles, 2.0 sacks and one forced fumble against the New York Giants (9/19).
- Tied a season-high with six tackles against Kansas City (10/10).
- Totaled five tackles and 1.5 sacks at Washington (10/17).
- Notched five tackles and 1.0 sack against Cincinnati (11/14).
- Had six tackles, 1.5 sacks and four quarterback pressures at Oakland (12/26).
- Started at left defensive end in the team's Wild Card Playoff game against the New York Jets (1/8/11) and finished with two tackles.

#### 2009 (COLTS):

- Played in 14 games (nine starts), was inactive for one contest and active, but did not play in another.
- Earned his second consecutive Pro Bowl selection.
- Was named AFC Defensive Player of the Month for November with 16 tackles, 4.5 sacks and two forced fumbles.
- Finished the season with 39 tackles (29 solo), 9.5 sacks, five forced fumbles (tied for third in the NFL), two passes defended and 23 quarterback pressures.
- Totaled 1.0 sack and one forced fumble at Miami (9/21).
- Finished with four tackles, 1.0 sack and six quarterback pressures at Arizona (9/27).
- Had six tackles, 2.5 sacks and two forced fumbles against Seattle (10/4).
- Recorded four tackles, 2.0 sacks and one forced fumble against New England (11/15).
- Tallied four tackles against Baltimore (1/16/10) in the Divisional Playoffs.
- Contributed with four stops against the New York Jets (1/24/10) in the AFC Championship Game.
- Started at defensive end against New Orleans in Super Bowl XLIV (2/7/10).

#### 2008 (COLTS):

- Competed in 15 games (two starts) at defensive end and finished the year with 56 tackles (42 solo), a team-leading 11.5 sacks, five forced fumbles, three fumble recoveries, three passes defended and 16 quarterback pressures. Was inactive for one contest against Tennessee (12/28).
- Earned his first career Pro Bowl selection and was named AFC Defensive Player of the Week for his performance against Cleveland (11/30).
- Was named to the PFW/PFWA All-AFC team.
- Totaled four multiple-sack games, including three consecutive at San Diego (11/23), at Cleveland (11/30) and against Cincinnati (12/7).
- His season sack total tied a career-high (2005) and was his third career 10.0-plus sack season (2004).
- Posted six tackles, 1.0 sack and one forced fumble against Chicago (9/7).
- Tallied one tackle, 1.0 sack, one forced fumble and one fumble recovery at Houston (10/5).
- Finished with nine tackles (eight solo), 3.0 sacks, one forced fumble and one fumble recovery against Baltimore (10/12).
- Had five solo tackles, 2.0 sacks and one forced fumble at San Diego (11/23).
- Registered 2.0 sacks and one fumble recovery, which was returned for a 37-yard touchdown at Cleveland (11/30). Passed Duane Bickett (50.0) for second place on the club's career sacks list and was named AFC Defensive Player of the Week for his efforts.
- Compiled nine tackles (six solo), 2.5 sacks and one forced fumble against Cincinnati (12/7).
- Was a reserve defensive end in the Wild Card Playoff game at San Diego (1/3/09) and totaled four tackles (three solo), 2.0 sacks and three quarterback pressures.

#### 2007 (COLTS):

- Started in 12-of-13 games played at defensive end. Was inactive for the final three games of the season due to injury.
- Finished the year with 63 tackles (45 solo), 7.0 sacks, four forced fumbles, one fumble recovery and 17 quarterback pressures.
- Led the team in sacks and tied for the lead in forced fumbles while ranking second in pressures.
- Collared six tackles, 1.0 sack, one forced fumble and one fumble recovery against New Orleans (9/6).
- Tallied four tackles and 1.0 sack at Houston (9/23).
- Contributed with nine tackles (six solo) at Carolina (10/28).
- Recorded seven solo tackles and 2.0 sacks against New England (11/4).
- Totaled five tackles (four solo) and 1.0 sack at San Diego (11/11).
- Posted seven tackles (four solo), 1.0 sack and one forced fumble against Kansas City (11/18).
- Notched eight tackles (seven solo), 1.0 sack and one forced fumble against Jacksonville (12/2).
- Was a reserve defensive end against San Diego (1/13/08) in the Divisional Playoffs.

#### 2006 (COLTS):

- Started all 16 games at left defensive end in his first full season as a starter. Finished the season with 90 tackles (76 solo), 9.5 sacks, four forced fumbles, two fumble recoveries, four passes defended and 22 quarterback pressures.
- Led the team in sacks while his tackle total ranked fourth and his solo stop total ranked second.
- Produced four multiple-sack games.



- Tallied five tackles and one fumble recovery at the New York Giants (9/10).
- Posted 10 tackles against Washington (10/22).
- Finished with three tackles and 2.0 sacks against Buffalo (11/12).
- Contributed with three tackles, 2.0 sacks, two forced fumbles and one fumble recovery against Philadelphia (11/26).
- Totaled four tackles, 0.5 sacks and one forced fumble against Kansas City (1/6/07) in the Wild Card Playoff game.
- Collared three tackles, 1.0 sack, one forced fumble and one fumble recovery at Baltimore (1/13/07) in the Divisional Playoffs.
- Notched four stops against New England (1/21/07) in the AFC Championship Game.
- Registered two tackles and one forced fumble vs. Chicago (2/4/07) in a Super Bowl XLI victory.

#### 2005 (COLTS):

- Appeared in 13 games on the defensive line and special teams. Was inactive for the final three games of the season.
- Finished the year with 40 tackles (35 solo), 11.5 sacks, eight forced fumbles, 13 quarterback pressures, two passes defended and 29 special teams stops.
- Was named AFC Defensive Player of the Week for his performance at Houston (10/23).
- Led the team in sacks and forced fumbles.
- Opened the season with sacks in eight consecutive games, setting a then-club record, which also tied for the third-longest streak for consecutive games with a sack in NFL history (10, Simon Fletcher; nine, Bruce Smith; nine, Kevin Greene).
- Produced five solo tackles, 2.0 sacks and one forced fumble at San Francisco (10/9).
- Tallied 1.0 sack and a forced fumble at Baltimore (9/11) and against Jacksonville (9/18).
- Added 1.0 sack at Cincinnati (11/20) and against Tennessee (12/4).
- Saw action as a reserve defensive end and on special teams against Pittsburgh (1/15/06) in the Divisional Playoffs and finished with one tackle, one pass defended and two special teams stops.

#### 2004 (COLTS):

- Played in 16 games (one start) and totaled 35 tackles (27 solo), 10.5 sacks, six forced fumbles, three fumble recoveries and 17 quarterback pressures while adding 18 special teams tackles.
- Contributed with sacks in eight games.
- Along with teammate Dwight Freeney (16.0), produced the ninth and 10th double-digit sack season in club history and as a tandem recorded a sack total of 26.5, which topped the NFL.
- Tallied 1.0 sack against Green Bay (9/26), at Jacksonville (10/3), against Jacksonville (10/24), at Chicago (11/21) and at Houston (12/12).
- Posted 2.0 sacks against Oakland (10/10).
- Had 3.0 sacks and three forced fumbles against Houston (11/14).
- Was a reserve defensive lineman and special teamer in the team's Wild Card Playoff game against Denver (1/9/05). Totaled two tackles and two special teams stops before leaving the game due to a knee injury.
- Was inactive for the Divisional Playoff game at New England (1/16/05).

#### 2003 (COLTS):

- Played in 16 games as a reserve defensive end and special teamer. Finished the year with 11 tackles (seven solo), 3.5 sacks, three forced fumbles, one fumble recovery, two passes defended and nine quarterback pressures while adding 17 special teams tackles.
- Named to the PFW/PFWA NFL All-Rookie Team.
- Tallied two tackles, 2.0 sacks and one forced fumble against Tennessee (9/14).
- Contributed with half of a sack against the New York Jets (11/16).
- Recorded a forced fumble and a fumble recovery at Tennessee (12/7).
- Notched 1.0 sack against Atlanta (12/14).
- Totaled three tackles (two solo), five special teams stops and one pass defended in the playoffs.
- Was a reserve defensive end for the team's Wild Card Playoff game against Denver (1/4/04), the Divisional Playoffs at Kansas City (1/11/04) and the AFC Championship at New England (1/18/04).

#### COLLEGE:

- A four-year player who started 39 games at defensive end at Alabama A&M.
- Totaled 221 career tackles, 44.0 sacks, 20 forced fumbles, and five fumble recoveries.
- Started 12 games as a senior and registered an NCAA 1-AA record with 20.0 sacks. Also added 58 tackles, 10 forced fumbles, eight passes defended, 30 tackles for loss and seven quarterback pressures.
- Notched 5.0 sacks against Prairie View A&M.
- Was a preseason All-SWAC pick as a junior and led the conference with 9.0 sacks.
- Led the conference with 13.0 sacks as a sophomore.
- Holds a degree in physical education.

#### PERSONAL:

- Attended McNair High School in Gresham Park, Ga.
- Assisted the Indianapolis Public Schools Foundation with its annual "Food 4 Thought" fundraiser.
- Hosted a fundraiser for the Boys and Girls Club of Huntsville, Ala.
- Has contributed over \$7,000 to college and high school sports programs.
- Hosts an annual Celebrity Softball game at Victory Field to benefit the Indiana Children's Wish Fund.
- Sponsors a ticket block to provide Colts tickets to underserved youth.
- Assisted with Cory Redding's holiday shopping event in 2013.
- Member of Omega Psi Phi.
- Born in Atlanta.

**2014 GAME-BY-GAME STATISTICS**

Date/Opp.	GP	GS	Solo	Asst.	Total	Sacks	PD	FF	FR	INT	Yds	Avg.	LG	TD
9/7 @ DEN														
9/15 vs. PHI														
9/21 @ JAX														
9/28 vs. TEN														
10/5 vs. BAL														
10/9 @ HOU														
10/19 vs. CIN														
10/26 @ PIT														
11/3 @ NYG														
11/16 vs. NE														
11/23 vs. JAX														
11/30 vs. WAS														
12/7 @ CLE														
12/14 vs. HOU														
12/21 @ DAL														
12/28 @ TEN														
<b>2014 TOTALS</b>	<b>0</b>	<b>0</b>	<b>0</b>	<b>0</b>	<b>0</b>	<b>0.0</b>	<b>0</b>	<b>0</b>	<b>0</b>	<b>0</b>	<b>0</b>	<b>0.0</b>	<b>0</b>	<b>0</b>

**CAREER REGULAR SEASON STATISTICS**

Year	GP	GS	Solo	Asst.	Total	Sacks	PD	FF	FR	INT	Yds	Avg.	LG	TD
2014 IND	0	0	0	0	0	0.0	0	0	0	0	0	0.0	0	0
2013 IND	16	16	54	11	65	19.5	1	8	0	0	0	0.0	0	0
2012 IND	12	12	31	20	51	8.0	2	1	0	1	1	1.0	1	0
2011 IND	16	15	29	16	45	9.5	1	3	3	0	0	0.0	0	0
2010 IND	16	16	44	16	60	11.0	1	1	1	0	0	0.0	0	0
2009 IND	14	9	29	10	39	9.5	2	5	0	0	0	0.0	0	0
2008 IND	15	2	42	14	56	11.5	3	5	3	0	0	0.0	0	0
2007 IND	13	12	45	18	63	7.0	0	4	1	0	0	0.0	0	0
2006 IND	16	16	76	14	90	9.5	4	4	2	0	0	0.0	0	0
2005 IND	13	0	35	5	40	11.5	2	8	0	0	0	0.0	0	0
2004 IND	16	1	27	8	35	10.5	0	6	3	0	0	0.0	0	0
2003 IND	16	0	7	4	11	3.5	2	3	1	0	0	0.0	0	0
<b>TOTAL</b>	<b>163</b>	<b>99</b>	<b>419</b>	<b>136</b>	<b>555</b>	<b>111.0</b>	<b>18</b>	<b>48</b>	<b>14</b>	<b>1</b>	<b>1</b>	<b>1.0</b>	<b>1</b>	<b>0</b>

**CAREER POSTSEASON STATISTICS**

Year	GP	GS	Solo	Asst.	Total	Sacks	PD	FF	FR	INT	Yds	Avg.	LG	TD
2014 IND														
2013 IND	2	2	5	3	8	2.0	0	2	0	0	0	0.0	0	0
2012 IND	1	1	4	3	7	1.0	0	0	0	0	0	0.0	0	0
2010 IND	1	1	2	0	2	0.0	0	0	0	0	0	0.0	0	0
2009 IND	3	3	5	3	8	0.0	0	0	0	0	0	0.0	0	0
2008 IND	1	0	3	1	4	2.0	0	0	0	0	0	0.0	0	0
2007 IND	1	0	0	0	0	0.0	0	0	0	0	0	0.0	0	0
2006 IND	4	4	8	5	13	1.5	0	3	1	0	0	0.0	0	0
2005 IND	1	0	1	0	1	0.0	1	0	0	0	0	0.0	0	0
2004 IND	1	0	2	0	2	0.0	0	0	0	0	0	0.0	0	0
2003 IND	3	0	2	1	3	0.0	1	0	0	0	0	0.0	0	0
<b>TOTAL</b>	<b>18</b>	<b>11</b>	<b>32</b>	<b>16</b>	<b>48</b>	<b>6.5</b>	<b>2</b>	<b>5</b>	<b>1</b>	<b>0</b>	<b>0</b>	<b>0.0</b>	<b>0</b>	<b>0</b>

**SPECIAL TEAMS TACKLES:** 15 (2006 - 6, 2005 - 2, 2004 - 2, 2003 - 5)



# PAT McAFEE

**Punter 6-1 240 West Virginia**

**NFL Exp: 6 (6th Year with Colts)**

**How Acquired: D7 – 2009 (222nd overall)**

**Born: 5/2/87**

**GP/GS (Postseason): 95/0 (9/0)**

# 1



### CAREER TRANSACTIONS:

- Selected by the Colts in the seventh round (222nd overall) of the 2009 NFL Draft.

### PRO CAREER:

- Was selected to his first career Pro Bowl in 2014.
- Was named to the 2014 Associated Press NFL All-Pro team. Joined Adam Vinatieri as just the fourth punter-kicker duo from the same team to both earn recognition in the same season.
- Named to the 2014 PFWA All-NFL Team.
- Holds Colts career records in kickoffs (483), kickoff touchbacks (234), punting gross average (45.8) and punting net average (39.1).
- Ranks fourth in franchise history in career punts (435) and punting yards (19,906) and third in punts inside the 20 (146).
- Set a franchise record with 30 punts pinned inside the 20-yard line in 2014.
- Set a franchise record with a 42.8 net punting average in 2014.
- Set a Colts single-game record with eight kickoff touchbacks against Jacksonville in Week 3 of 2014.
- Recorded the longest punt in Colts postseason history with a 68-yard kick in an AFC Wild Card Playoff win against Cincinnati on January 4, 2015.
- Tied the fifth-longest punt in Colts history with a 66-yard kick at Jacksonville on October 3, 2010.
- In 2012, set franchise single-season records for gross punting average (48.2), net punting average (40.3) and games averaging 50-plus gross yards per punt (five) while tying records for punts inside the 20 (26) and kickoff touchbacks (45).
- Named to the PFWA/PFWA and *The Sporting News* NFL All-Rookie Teams in 2009.
- Was named AFC Special teams Player of the Month in September of 2014 and was honored as AFC Special Teams Player of the Week (Week 6) after his performance against the Houston Texans on October 9, 2014.
- Was named the team's 2014 Walter Payton Man of the Year.

### 2014 (COLTS):

- Was named AFC Special Teams Player of the Month (September) after leading the NFL in net punting average (45.6) and ranking third in gross punting average (49.6). Posted a league-high 24 touchbacks on kickoffs and converted two onside kicks in the month.
- In the Week 1 regular season opener at Denver (9/7), totaled four punts for a 49.8 average with a long kick of 59 yards. Also served as the holder for Adam Vinatieri's 25-yard field goal and three extra points. Added four touchbacks on kickoffs and converted an onside kick.
- Registered four punts for a 55.3 average in a Week 2 meeting against Philadelphia (9/15), which was the second best mark of his career (55.4 vs. Kansas City, 10/9/11). Pinned one punt inside the 20-yard line and added a long kick of 61 yards.
- In a Week 3 victory at Jacksonville (9/21) set a franchise single-game record with eight kickoff touchbacks. Netted two punts for a 53.5-yard average and pinned both kicks inside the 20-yard line. Served as the holder for Adam Vinatieri's three field goals and five extra points.
- Notched four punts for a 42.0 average, pinned three kicks inside the 20-yard line and added a long punt of 60 yards in a Week 4 win against Tennessee (9/28). Also contributed with seven kickoff touchbacks and held for Adam Vinatieri's two field goals and five extra points. Converted his second onside kick of the season.
- Compiled three punts for a 47.7 average and net average and pinned two kicks inside the 20-yard line in a Week 5 victory against Baltimore (10/5). Added three touchbacks on kickoffs and served as the holder for Adam Vinatieri's two field goals and two extra points.
- In a 33-28 victory at Houston (10/9), contributed with four punts for a 39.8 average, pinned three punts inside the 20-yard line and contributed with a long kick of 44 yards. On the three punts pinned inside the 20, Houston punted and fumbled twice on its three offensive possessions after obtaining the ball. Added six kickoff touchbacks, which tied Chandler Catanzaro, Graham Gano and Justin Tucker for the most in the league among all kickers in Week 6. Successfully recovered his own onside kick in the first quarter, which led to a Colts touchdown on the ensuing drive. The swing in momentum helped the Colts to a 24-0 first quarter lead. The team's 24 points in the opening quarter were the most dating back to 1958. It was the third onside kick attempt and recovery for Indianapolis this season.
- In a Week 7 victory against Cincinnati (10/19), tallied six punts for a 48.0 average and a long kick of 59 yards. Pinned two punts inside the 20-yard line. Added three kickoff touchbacks and one special teams tackle. Served as the holder for Adam Vinatieri to convert two field goals and three extra points.
- Totaled three punts for a 51.0 average with a long kick of 59 yards in a Week 8 loss at Pittsburgh (10/26). Added five kickoff touchbacks and held for Adam Vinatieri's two field goals and four extra point conversions.
- Finished with six punts for a 40.0 average with a long kick of 52 yards and three punts pinned inside the 20-yard line in a Week 9 win at the New York Giants (11/3). Added five touchbacks on kickoffs.
- In a Week 11 loss against New England (11/16), netted three punts for a single-game career high 56.7 yard average, with two pinned inside the 20-yard line and a long kick of 58 yards. Also recorded four touchbacks on kickoffs. Tied Hunter Smith for the second-most games totaling a 50.0-plus punting average in team history with 14. Rohn Stark holds the team record with 15 from 1982-1994.
- Totaled three punts for a 48.7 avg. with a long kick of 53 yards and two punts pinned inside the 20-yard line in a Week 12 victory against Jacksonville (11/23). Contributed with six kickoff touchbacks and served as the holder for Adam Vinatieri's three field goals and two extra points.
- Logged three punts for a 46.0 average, one pinned inside the 20-yard line and a long kick of 58 yards in a Week 13 win against Washington (11/30). Added seven kickoff touchbacks and served as the holder for Adam Vinatieri's single-game career-high seven extra points.
- In a Week 14 victory at Cleveland (12/7), registered seven punts for a 47.0 average with a long kick of 59 yards and two punts pinned inside the 20-yard line. Also added one kickoff touchback and two special teams tackles.
- Tallied seven punts for a 46.4 average, pinned four kicks inside the 20-yard line and contributed with a long punt of 59 yards in a Week 15 win against Houston (12/14). Also recorded three kickoff touchbacks. With four punts pinned inside

### McAFEE SINGLE-GAME HIGHS

Punts:	9, two times (Last: vs. DEN (10/20/13))
Avg:	56.7 (3 punts) vs. NE (11/16/14)
LG:	66 at JAX (10/3/10)
In20:	6 vs. DEN (10/20/13)

- the 20-yard line, tied his franchise record of 27 which he originally set in 2013.
- Notched five punts for a 46.4 average and recorded a long kick of 61 yards in a Week 16 loss at Dallas (12/21). Also contributed with one kickoff touchback.
- In a Week 17 victory at Tennessee (12/28), totaled five punts for a 40.6 average and pinned three kicks inside the 20-yard line. He also added one kickoff touchback. On his first punt of the game in the first quarter, he set a new franchise single-season record for punts pinned inside the 20-yard line with 28. McAfee finished the game with three and improved his total to 30 for the season. Set a new single-season franchise record for net punting average with a 42.8 mark. He surpassed his previous team record of 40.3, which he set in 2012.
- In the team's AFC Wild Card Playoff victory against Cincinnati (1/4/15), totaled four punts for a 51.5 average and a long kick of 68 yards. He also contributed with four kickoff touchbacks. Logged punts of 59, 68, 40 and 39 yards. With his 68-yard punt in the third quarter, established a new career-long (regular season and postseason), which was also the longest punt in Colts postseason history. His 51.5 punting average is the third-best for a postseason game in Colts history.
- Totaled four punts for a 42.3 average with a long kick of 46 yards and one pinned inside the 20-yard line in the team's AFC Divisional Playoff win at Denver (1/11/15). Added five kickoff touchbacks. Continues to rank first in NFL postseason history in career punting average (46.5) and second in net average (39.8) with a minimum of 25 punts.

#### 2013 (COLTS):

- In 16 games, totaled 76 punts for 3,499 yards (46.0 avg.), a net average of 38.5, a long kick of 65 yards and a franchise seasonal record 27 punts pinned inside the 20-yard line. Also contributed with 41 touchbacks on 86 kickoffs and four special teams tackles.
- Notched four punts for a 51.5 average and a long kick of 60 yards against Miami (9/15) in Week 2. Also pinned one punt inside the 20-yard line. It marked his 10th career game averaging 50.0-plus gross yards per punt.
- In a Week 3 victory at San Francisco (9/22), totaled four punts for a 48.0 average while pinning three kicks inside the 20-yard line. Also added a long punt of 52 yards and contributed with three touchbacks on kickoffs.
- Compiled three punts for a 46.0 average and a long kick of 60 yards in Week 4 at Jacksonville (9/29). Added four touchbacks on eight kickoffs and was the holder for Adam Vinatieri's three field goals and four extra points.
- Totaled three punts for a 46.5 average and had one kick blocked in a Week 5 victory against Seattle (10/6). Added eight kickoffs, six of which went for touchbacks. Handled holding duties for kicker Adam Vinatieri to split the uprights on two field goals and two extra points.
- Finished a Week 7 victory against Denver (10/20) with nine punts for a 48.9 average and added four touchbacks on kickoffs. Set a franchise single-game record with six punts pinned inside the 20-yard line besting Rohn Stark's previous mark of five, which he set on November 11, 1990 at New England. Made a touchdown-saving tackle when he took down Broncos returner Trindon Holliday on a kickoff return in the first quarter.
- Logged six punts for a 49.7 average, including a long kick of 58 yards in a Week 10 loss against St. Louis (11/10). Also added two kickoffs, one of which went for a touchback.
- In a Week 13 win against Tennessee (12/1), tallied five punts for a 45.4 average, pinned one kick inside the 20-yard line and also added a 60-yard punt. Contributed with six kickoffs, which included three touchbacks and served as the holder for Adam Vinatieri's five field goals and one extra point.
- Registered seven punts for a 47.6 average, downed four kicks inside the 20-yard line and recorded a long punt of 55 yards in a Week 14 loss at Cincinnati (12/8). Also contributed with one touchback on a kickoff and one special teams tackle.
- Finished with four punts for a 50.3 average and one kick pinned inside the 20-yard line in a Week 16 win at Kansas City (12/22). Added five kickoffs and one touchback, while holding for kicker Adam Vinatieri to convert 3-of-4 field goal attempts and two PATs. Also tallied one special teams tackle.
- Tallied five punts for a 47.4 average while contributing with a long kick of 65 yards and three punts pinned inside the 20-yard line in a Week 17 win against Jacksonville (12/29). Set a franchise single season record with his 27th punt pinned inside the 20. His 65-yard kick was his longest dating back to a career-long 66-yard punt on Oct. 3, 2010. Also contributed with three touchbacks on six kickoffs.
- In the team's Wild Card victory against Kansas City (1/4/14), notched one punt for 51 yards and added one touchback on seven kickoffs. Also held for kicker Adam Vinatieri to convert one field goal and six extra points.
- Recorded five punts for a 51.8 average and a long kick of 58 yards in the team's Divisional Playoff loss at New England (1/11/14). With five punts, passed Chris Gardocki (23) for the third-most punts in Colts postseason history. With five kickoffs, passed Adam Vinatieri (36) for the most kickoffs in Colts postseason history.

#### 2012 (COLTS):

- Set franchise single-season records for gross punting average (48.2), net punting average (40.3) and games averaging 50-plus gross yards per punt (five) and tied the records for punts inside the 20 (26) and kickoff touchbacks (45).
- Tied for third on the team with nine special teams tackles (five solo).
- In a Week 1 meeting at Chicago (9/9), recorded a long punt of 63 yards, which marked the third-longest punt of his career and the longest since a 64-yard kick against Kansas City (10/9/11).
- Recorded 268 punt yards against Minnesota (9/16) and became the fifth Colts punter all-time with 10,000 punting yards. Registered a 64-yard punt, which tied the second-longest of his career (10/9/11 vs. Kansas City, 64).
- Totaled four punts for a 53.3-yard average and a net of 49.8 against Tennessee (12/9). He pinned two punts inside the 20 to pass Chris Gardocki (80) for the third-most in Colts history.
- Totaled five punts for 242 yards and a 48.4-yard average at Houston (12/16). Passed Chris Gardocki (277) for the fourth-most punts in Colts history and also passed Gardocki for the fourth-most punting yards in team history.
- Totaled five punts for 230 yards and a 46.0-yard average against Houston (12/30) while adding one touchback. Became the career franchise leader in punting average (45.5) and net average (38.3).
- Notched four punts for a 48.5 average and a long kick of 53 yards in the team's Wild Card Playoff loss at Baltimore (1/6/13). Also added one kickoff touchback.

#### 2011 (COLTS):

- Set a then-franchise-record with a 46.6 gross punting average and logged the club's second-best net average for a single season with a 39.2 mark.
- Finished the year with 88 punts for a 46.6 average and 63 kickoffs, 41 of which went for touchbacks.
- Contributed with 21 punts inside the 20 and recorded a long kick of 64 yards.
- Ranked second in the NFL with a 68.3 touchback percentage.
- Totaled a season-best of five touchbacks and tied a single-game record on four occasions (vs. Pittsburgh, 9/25; vs. Kansas City, 10/9; vs. Tennessee, 12/18 and vs. Houston, 12/22).
- Tied for the team lead with eight special teams tackles.
- Posted six punts for a 46.8 average and a long kick of 57 yards in the season opener at Houston (9/11).
- Registered five touchbacks on kickoffs and seven punts for a 44.4 average against Pittsburgh (9/25).
- Totaled five punts for a 55.4 average, a net of 47.6, which included the second-longest punt of his career with a 64-yard kick against



- Kansas City (10/9). Also had five touchbacks on kickoffs.
- Netted six punts for a 44.8 average with two dropped inside the 20 at Tennessee (10/30). Recorded touchbacks on all three of his kickoffs and added one special teams tackle.
- Amassed seven punts for a 45.9 average and dropped one kick inside the 20 vs. Tennessee (12/18). Connected on a 60-yard punt, which tied for the fifth-longest of his career.

#### 2010 (COLTS):

- Appeared in 15 games while handling punting, kickoff and holding duties. Was placed on the Reserve/Suspended List against Houston (11/1).
- Totaled 65 punts for a 42.0 average, a 35.4 net average and a 21:7 ratio of kicks inside the 20 to touchbacks.
- Finished with 16 touchbacks on kickoffs and four special teams tackles.
- Had eight games with a 40.0-plus average (min. three punts).
- Tallied five punts for a 41.0 average with three inside the 20 against the New York Giants (9/19) and had five touchbacks on kickoffs to tie teammate Adam Vinatieri for the most in team history in one game since 1970 (at Denver on 10/29/06).
- Recorded six punts for a 47.8 average and totaled six touchbacks on kickoffs, which set the club record for the most in a single game since 1970 at Denver (9/26).
- Contributed with two punts for a 55.5 average at Jacksonville (10/3), with a career-best 66-yarder.
- Posted seven kicks for a 41.3 average with three kicks inside the 20 against Cincinnati (11/14).
- Registered four punts for a 38.3 average with one inside the 20 in the team's Wild Card Playoff game against the New York Jets (1/8/11).

#### 2009 (COLTS):

- Saw action in 16 games, while performing punting, kickoff and holding duties.
- For the season, recorded 64 punts for a 44.3 average with a 37.8 net average. Had a 21:6 ratio of kicks inside the 20 to touchbacks.
- Had four special teams tackles and 21 touchbacks.
- Was named to the PFW/PFWA and *The Sporting News* NFL All-Rookie Teams.
- His 2,837 punting yards was a rookie franchise record and his 64 punts ranked second by a rookie in club annals (72, Cotton Davidson in 1954). His 44.3 punt average marked the third-highest by a rookie in franchise history.
- Totaled 11 games with a 40.0-plus punt average, which ranked tied for eighth in club history for a single season (min. of three punts).
- Made his NFL debut against Jacksonville (9/13) and notched two punts for a 44.0 average, with both kicks landing inside the 10 and one being downed at the one-yard line.
- Contributed with seven punts for a 46.3 average and a career-long of 60 yards against San Francisco (11/1).
- Finished with seven punts for a 48.4 average and one inside the 20 against New England (11/15). His 339 punt yards ranked fifth by a rookie punter in club annals.
- Recorded two kicks for a 52.5 average, a long of 59 yards and one downed inside the 20 at Houston (11/29). Also added three touchbacks on kickoffs.
- Registered six punts for a 46.2 average with one downed inside the 20 against the New York Jets (12/27). Also had three touchbacks on kickoffs.
- Posted six punts for a 45.8 average with one downed inside the 20 against Baltimore (1/16/10) in the Divisional Playoffs.
- Had four punts for a 46.3 average with two downed inside the 20 against the New York Jets (1/24/10) in the AFC Championship Game.
- Totaled two punts for a 45.0 average against New Orleans (2/7/10) in Super Bowl XLIV.

#### COLLEGE:

- Four-year player who appeared in 51 career games for West Virginia. Totaled 126 career punts for a 43.7 average with a career-long kick of 75 yards.
- Tallied 35 punts of 50-plus yards and 46 kicks downed inside the 20.
- Converted 58-of-79 field goals (73.4 pct.) with a long of 52 yards while splitting the uprights on 210-of-212 extra points for 384 total points.
- Had 57 career touchbacks on kickoffs and set the school record for the most games played.
- Following graduation, was the school's all-time leading scorer, all-time scoring leader by a kicker and all-time extra points leader.
- Ranked second in career punting average and second in field goals made.
- Set the Big East record for the most extra points made and ranked second on the conference's all-time scoring list, second in punting average and third in field goals made.
- Appeared in 13 games as a senior and totaled 62 punts for a 44.7 average with a long of 65 yards and 25 kicks downed inside the 20.
- Converted 17-of-20 field goals with a long kick of 52 yards and 36 extra points for 87 total points.
- Was one-of-two players in the NCAA with multiple 50-plus-yard field goals.
- As a junior, was a second-team All-Big East choice and a Lou Groza Award semi-finalist.
- Majored in communications.

#### PERSONAL:

- Attended Plum (Pa.) High School.
- Was a first-team all-conference choice and was the No. 1 rated kicker in the nation by *Scout.com*.
- In 2003, was the punt, pass and kick champion.
- Was a three-year first-team All-WPIAL selection in soccer.
- Was an honor roll student.
- Established the Pat McAfee Foundation to provide scholarship assistance to the sons and daughters of U.S. Military Personnel. The foundation's website is [www.thepatmcafeefoundation.org](http://www.thepatmcafeefoundation.org).
- The Pat McAfee Foundation has provided \$65,000 in scholarships over the past two years.
- Donated \$45,000 to local Northwest High School in central Indiana to help rebuild their football program.
- Aided tornado victims in Indiana by hosting a Twitterthon, which raised more than \$40,000 in a 48-hour period.
- Donated \$10,000 to a military family and paid six months of their bills at the Wish For Our Heroes Halloween fundraiser.
- Partnered with Indianapolis Power & Light to reset power bills to \$0 for 58 needy families (\$12,000 total).
- Helped struggling heroes for the holidays and gave \$25,000 to 14 military families in need.
- When learning about his high school's faulty weight room, gifted \$40,000 to build a new one.
- In 2013 at the November 10 "Salute to Service" game in Indianapolis, had yet another surprise in store in support of the U.S. Armed Forces when he reunited a military husband with his wife and two sons and donated a new Toyota SUV to the family.
- Indianapolis Colts 2014 Salute to Service Award nominee.
- Visited Camp Atterbury to provide moral support to soldiers who are about to be deployed overseas.
- Initiated and funded the #ThankAHero Campaign and refurbished the house of a Purple Heart recipient.

- Participates in the Community Ticket Block program and has sent more than 600 local Hoosier troops to a Colts game.
- Supported Breast Cancer Awareness Month by participating in the Colts Pamper Her Pink program.
- Supported The Relay for Life through the local The Relay For Life of Brownsburg, Indiana.
- Serves as the team's representative on United Way's TEAM NFL initiative. Through this campaign, Pat supports "Live United", as well as a healthy and active lifestyle with the United Way of Central Indiana.
- Volunteers to his time to boost morale of sick children and families at local hospitals.
- 2013 Bleed Blue Blood Drive spokesperson and featured player
- Born in Plum, Pa.

#### 2014 GAME-BY-GAME STATISTICS

Date/Opp.	GP	GS	No.	Yards	Avg.	Net	TB	In20	LG	Blk.
9/7 @ DEN	1	0	4	199	49.8	43.8	1	0	59	0
9/15 vs. PHI	1	0	4	221	55.3	49.0	0	1	61	0
9/21 @ JAX	1	0	2	107	53.5	53.5	0	2	56	0
9/28 vs. TEN	1	0	4	168	42.0	40.3	0	3	60	0
10/5 vs. BAL	1	0	3	143	47.7	47.7	0	2	56	0
10/9 @ HOU	1	0	4	159	39.8	39.8	0	3	44	0
10/19 vs. CIN	1	0	6	288	48.0	44.7	0	2	59	0
10/26 @ PIT	1	0	3	153	51.0	45.7	0	0	59	0
11/3 @ NYG	1	0	6	240	40.0	37.2	1	3	52	0
11/16 vs. NE	1	0	3	170	56.7	54.7	0	2	58	0
11/23 vs. JAX	1	0	3	146	48.7	47.7	0	2	53	0
11/30 vs. WAS	1	0	3	138	46.0	40.3	0	1	58	0
12/7 @ CLE	1	0	7	329	47.0	37.7	0	2	59	0
12/14 vs. HOU	1	0	7	325	46.4	45.6	0	4	59	0
12/21 @ DAL	1	0	5	232	46.4	36.6	1	0	61	0
12/28 @ TEN	1	0	5	203	40.6	38.6	0	3	47	0
<b>2014 TOTALS</b>	<b>16</b>	<b>0</b>	<b>69</b>	<b>3,221</b>	<b>46.7</b>	<b>42.8</b>	<b>3</b>	<b>30</b>	<b>61</b>	<b>0</b>

#### 2014 POSTSEASON GAME-BY-GAME STATISTICS

Date/Opp.	GP	GS	No.	Yards	Avg.	Net	TB	In20	LG	Blk.
1/4 vs. CIN	1	0	4	206	51.5	36.5	2	0	68	0
1/11 @ DEN	1	0	4	169	42.3	37.5	1	1	46	0
1/18 @ NE										
<b>2014 TOTALS</b>	<b>2</b>	<b>0</b>	<b>8</b>	<b>375</b>	<b>46.9</b>	<b>37.0</b>	<b>3</b>	<b>1</b>	<b>68</b>	<b>0</b>

#### CAREER REGULAR SEASON STATISTICS

Year	GP	GS	No.	Yards	Avg.	Net	TB	In20	LG	Blk.
2014 IND	16	0	69	3,221	46.7	42.8	3	30	61	0
2013 IND	16	0	76	3,499	46.0	38.1	7	27	65	1
2012 IND	16	0	73	3,520	48.2	40.3	8	26	64	1
2011 IND	16	0	88	4,098	46.6	39.2	3	21	64	1
2010 IND	15	0	65	2,731	42.0	35.4	7	21	66	0
2009 IND	16	0	64	2,837	44.3	37.8	6	21	60	0
<b>TOTAL</b>	<b>95</b>	<b>0</b>	<b>435</b>	<b>19,906</b>	<b>45.8</b>	<b>39.1</b>	<b>34</b>	<b>146</b>	<b>66</b>	<b>3</b>

#### CAREER POSTSEASON STATISTICS

Year	GP	GS	No.	Yards	Avg.	Net	TB	In20	LG	Blk.
2014 IND	2	0	8	375	46.9	37.0	3	1	68	0
2013 IND	2	0	6	310	51.7	44.7	0	0	58	0
2012 IND	1	0	4	194	48.5	34.3	0	0	53	0
2010 IND	1	0	4	153	38.3	34.5	0	1	46	0
2009 IND	3	0	12	550	45.8	42.8	1	3	56	0
<b>TOTAL</b>	<b>9</b>	<b>0</b>	<b>34</b>	<b>1,582</b>	<b>46.5</b>	<b>39.8</b>	<b>4</b>	<b>5</b>	<b>68</b>	<b>0</b>

**SPECIAL TEAMS TACKLES:** 32 (2014 - 2, 2013 - 4, 2012 - 9, 2011 - 8, 2010 - 4, 2009 - 4)

**ADDITIONAL STATISTICS:** Successfully converted three inside kicks this season  
(9/7 at Denver, 9/28 vs. Tennessee, 10/9 at Houston).

Threw an incomplete pass on a fake punt attempt at Dallas (12/21).



**DEWEY McDONALD**  
**Safety 6-0 220 California (PA)**  
**NFL Exp: R (1st Year with Colts)**  
**How Acquired: FA – 2014**  
**Born: 6/10/90**  
**GP/GS (Postseason): 12/0 (2/0)**

**31**



**CAREER TRANSACTIONS:**

- Signed by the Colts to the active roster from the practice squad on September 29, 2014.
- Signed by the Colts to the practice squad on September 1, 2014.
- Waived by the Colts on August 30, 2014.
- Signed by the Colts as an undrafted free agent on May 12, 2014

**2014 (COLTS):**

- Signed to the active roster from the practice squad on September 29, 2014.
- Competed in his first career NFL contest in a Week 5 victory against Baltimore (10/5). Saw action on special teams and finished with one tackle.
- In a Week 6 win at Houston (10/9), participated on special teams, but did not finish with a tackle.
- Saw action on special teams and tied for the team lead with two tackles in a Week 7 victory against Cincinnati (10/19).
- Participated on special teams in a Week 8 loss at Pittsburgh (10/26) and tallied two tackles.
- In a Week 9 win at the New York Giants (11/3), finished with one special teams stop.
- Finished with two special teams tackles in a Week 11 loss against New England (11/16). His first stop came in the second quarter when he dropped Danny Amendola for a negative return, forcing New England to start its ensuing drive at their own four-yard line.
- Competed on special teams in a Week 12 victory against Jacksonville (11/23) and notched one tackle.
- In a Week 13 win against Washington (11/30), participated on special teams, but did not record a tackle.
- Saw action on special teams in a Week 14 victory at Cleveland (12/7), but did not finish with a tackle.
- Participated on special teams in a Week 15 win against Houston (12/14) and totaled one tackle.
- In a Week 16 loss at Dallas (12/21), competed on special teams and tallied one tackle.
- Notched two tackles on special teams during a Week 17 victory at Tennessee (12/28). Also saw action at safety.
- Competed on special teams during the team's AFC Wild Card Playoff win against Cincinnati (1/4/15), his first career postseason contest. Finished with one special teams tackle.
- In the team's AFC Divisional Playoff victory at Denver (1/11/15), participated on special teams and finished with one tackle.

**COLLEGE:**

- Transferred to California University of Pennsylvania from Fairmont State.
- As senior captain with the Vulcans, tallied a career-best 89 tackles, 6.0 tackles for loss, three interceptions (all returned for touchdowns) and eight passes defensed.
- His three interception returns for touchdowns made him the first PSAC player to accomplish that feat in over 10 years.
- Named a Don Hansen All-America third-team choice, a *D2football.com* All-America honorable mention selection, a Don Hansen First Team All-Super Region One choice, a First Team All-Daktronics Super Region One selection and a First Team PSAC West choice.
- Finished his career with the second-most career interceptions return yards (475) among active Division II players.
- Corralled 12 career interceptions, including his five as a freshman at FSU.

**PERSONAL:**

- Attended Jefferson High School in Shenandoah Junction, W. Va. where he was a three-time all-conference and all-area pick.
- Named the *Martinsburg Journal* Defensive Player of the Year as a junior.
- Recorded 17 interceptions and over 1,500 yards and 22 touchdowns during his high school career.
- Won state championships in the high jump, long jump and as a member of the 4x100 relay.
- A native of Ranson, W. Va.

<b>McDONALD SINGLE-GAME HIGHS</b>	
Tackles:	0
Int:	0
PD:	0

**2014 GAME-BY-GAME STATISTICS**

Date/Opp.	GP	GS	Solo	Asst.	Total	Sacks	PD	FF	FR	INT	Yds	Avg.	LG	TD	
9/7 @ DEN															
PRACTICE SQUAD															
9/15 vs. PHI															
PRACTICE SQUAD															
9/21 @ JAX															
PRACTICE SQUAD															
9/28 vs. TEN															
PRACTICE SQUAD															
10/5 vs. BAL	1	0	0	0	0	0.0	0	0	0	0	0	0.0	0	0	0
10/9 @ HOU	1	0	0	0	0	0.0	0	0	0	0	0	0.0	0	0	0
10/19 vs. CIN	1	0	0	0	0	0.0	0	0	0	0	0	0.0	0	0	0
10/26 @ PIT	1	0	0	0	0	0.0	0	0	0	0	0	0.0	0	0	0
11/3 @ NYG	1	0	0	0	0	0.0	0	0	0	0	0	0.0	0	0	0
11/16 vs. NE	1	0	0	0	0	0.0	0	0	0	0	0	0.0	0	0	0
11/23 vs. JAX	1	0	0	0	0	0.0	0	0	0	0	0	0.0	0	0	0
11/30 vs. WAS	1	0	0	0	0	0.0	0	0	0	0	0	0.0	0	0	0
12/7 @ CLE	1	0	0	0	0	0.0	0	0	0	0	0	0.0	0	0	0
12/14 vs. HOU	1	0	0	0	0	0.0	0	0	0	0	0	0.0	0	0	0
12/21 @ DAL	1	0	0	0	0	0.0	0	0	0	0	0	0.0	0	0	0
12/28 @ TEN	1	0	0	0	0	0.0	0	0	0	0	0	0.0	0	0	0
<b>2014 TOTALS</b>	<b>12</b>	<b>0</b>	<b>0</b>	<b>0</b>	<b>0</b>	<b>0.0</b>	<b>0</b>	<b>0</b>	<b>0</b>	<b>0</b>	<b>0</b>	<b>0.0</b>	<b>0</b>	<b>0</b>	<b>0</b>

**2014 POSTSEASON GAME-BY-GAME STATISTICS**

Date/Opp.	GP	GS	Solo	Asst.	Total	Sacks	PD	FF	FR	INT	Yds	Avg.	LG	TD	
1/4 vs. CIN	1	0	0	0	0	0.0	0	0	0	0	0	0.0	0	0	
1/11 @ DEN	1	0	0	0	0	0.0	0	0	0	0	0	0.0	0	0	
1/18 @ NE															
<b>2014 TOTALS</b>	<b>2</b>	<b>0</b>	<b>0</b>	<b>0</b>	<b>0</b>	<b>0.0</b>	<b>0</b>	<b>0</b>	<b>0</b>	<b>0</b>	<b>0</b>	<b>0.0</b>	<b>0</b>	<b>0</b>	

**CAREER REGULAR SEASON STATISTICS**

Year	GP	GS	Solo	Asst.	Total	Sacks	PD	FF	FR	INT	Yds	Avg.	LG	TD
2014 IND	12	0	0	0	0	0.0	0	0	0	0	0	0.0	0	0
<b>TOTAL</b>	<b>12</b>	<b>0</b>	<b>0</b>	<b>0</b>	<b>0</b>	<b>0.0</b>	<b>0</b>	<b>0</b>	<b>0</b>	<b>0</b>	<b>0</b>	<b>0.0</b>	<b>0</b>	<b>0</b>

**CAREER POSTSEASON STATISTICS**

Year	GP	GS	Solo	Asst.	Total	Sacks	PD	FF	FR	INT	Yds	Avg.	LG	TD
2014 IND	2	0	0	0	0	0.0	0	0	0	0	0	0.0	0	0
<b>TOTAL</b>	<b>2</b>	<b>0</b>	<b>0</b>	<b>0</b>	<b>0</b>	<b>0.0</b>	<b>0</b>	<b>0</b>	<b>0</b>	<b>0</b>	<b>0</b>	<b>0.0</b>	<b>0</b>	<b>0</b>

**SPECIAL TEAMS TACKLES:** 13 (2014 - 13)

**POSTSEASON SPECIAL TEAMS TACKLES:** 2 (2014 - 2)





**JOSH McNARY**  
**Inside Linebacker 6-0 251 Army**  
**NFL Exp: 1 (1st Year with Colts)**  
**How Acquired: FA – 2013**  
**Born: 4/10/88**  
**GP/GS (Postseason): 20/4 (4/0)**

**57**



**CAREER TRANSACTIONS:**

- Signed from the Colts practice squad to the active roster on November 26, 2013.
- Signed to the Colts practice squad on September 1, 2013.
- Waived by the Colts on August 31, 2013.
- Signed by the Colts as a free agent on April 11, 2013.

**2014 (COLTS):**

- Saw action in the team's Week 1 contest at Denver (9/7) and totaled five tackles (three solo) in the loss.
- Made his first NFL start at WILL linebacker in a Week 2 loss against Philadelphia (9/15) and totaled eight tackles (four solo).
- In a Week 3 victory at Jacksonville (9/21), started at WILL linebacker and compiled nine tackles (four solo). Was part of a defense that shutout Jacksonville in the first half while limiting the Jaguars to 55 first half net yards.
- Started at WILL linebacker in a Week 4 victory against Tennessee (9/28) and finished with two tackles. Also added one stop on special teams.
- In a Week 5 win against Baltimore (10/5), participated at both linebacker and on special teams. Finished with two tackles and one stop on special teams. Was part of a defense that limited the Ravens to 1-of-11 (nine percent) on third down conversions.
- Competed on special teams in a Week 6 victory at Houston (10/9), but did not record a tackle.
- In a Week 7 win against Cincinnati (10/19) participated at linebacker and on special teams tallying one tackle on defense. Was part of a defense that held the Bengals to 135 net yards in the shutout victory.
- Saw action on special teams in a Week 8 loss at Pittsburgh (10/26), but did not record a tackle.
- Listed as inactive for a Week 9 victory at the New York Giants (11/3).
- Participated on special teams in a Week 11 loss against New England (11/16), but did not finish with a tackle.
- In a Week 12 win against Jacksonville (11/23), saw action mainly on special teams and competed at linebacker, but did not record a tackle.
- Totaled one tackle on special teams in a Week 13 victory against Washington (11/30).
- Saw action on special teams in a Week 14 win at Cleveland (12/7) and finished with three tackles.
- In a Week 15 victory against Houston (12/14), competed on special teams and totaled two tackles.
- Competed at linebacker and on special teams in a Week 16 loss at Dallas (12/21) and posted two special teams stops.
- Started at WILL linebacker in a Week 17 win at Tennessee (12/28) and compiled a career-high 11 tackles (five solo) while recording his first career sack when he split a quarterback takedown with Cory Redding in the first quarter. Also added one special teams tackle.
- In the team's AFC Wild Card Playoff win against Cincinnati (1/4/15), participated on special teams and finished with one tackle.
- Participated on special teams in Indianapolis' AFC Divisional Playoff victory at Denver (1/11/15), but did not record a tackle.

**2013 (COLTS):**

- Played in five games at inside linebacker and registered 16 tackles (13 solo).
- Saw action in his first career NFL game during a Week 13 victory at Tennessee (12/1). Contributed with a quarterback pressure, which forced a Titans incomplete pass on a third down.
- In a Week 14 loss at Cincinnati (12/8), participated at linebacker and notched his first career tackles (two).
- Participated at linebacker and on special teams in a Week 15 win against Houston (12/15). Finished with one tackle and one special teams stop.
- Saw extensive time at linebacker in a Week 16 victory at Kansas City and finished with five tackles (three solo).
- Established a career-high with eight tackles (seven solo) while adding one tackle on special teams in a Week 17 victory against Jacksonville (12/29).
- Participated in his first career postseason contest during the team's Wild Card Playoff victory against Kansas City (1/4/14) and finished with three solo tackles and four special teams stops.
- In the team's Divisional Playoff loss at New England (1/11/14), posted three tackles at linebacker and also saw action on special teams, finishing with two stops.

**2011-2013:**

- Upon graduation from West Point, fulfilled his active duty commitment in the Army.

**COLLEGE:**

- Totaled 195 tackles (117 solo), 49.0 tackles for loss, 28.0 sacks, nine passes defended, five forced fumbles and three fumble recoveries in 46 games played at Army.
- Graduated as Army's all-time career leader in sacks and tackles for loss.
- Is the only player in school history to record two double-digit sack seasons.
- Holds school records for the most sacks in a single game (4.0) and a single season (12.5).
- Honored with the 2011 East-West Shrine Game Pat Tillman Award, given to the player who best exemplifies character, intelligence, sportsmanship and service.
- As a senior in 2010, registered 46 tackles (28 solo), 12.5 tackles for loss, 10.0 sacks, three forced fumbles, three fumble recoveries and two passes defended.
- Selected to Phil Steele's 2010 First Team Preseason All-Independent squad.
- Selected as a Second Team Preseason All-America choice by *NationalChamps.net* and a Preseason Honorable Mention All-America selection by Consensus Draft Services.
- As a junior in 2009, established career highs in tackles for loss (22.5) and sacks (12.5), while adding 65 tackles (40 solo), two forced fumbles and two passes defended.
- Named to *Phil Steele's* College Football Preview first-team squad following his junior campaign.

<b>McNARY SINGLE-GAME HIGHS</b>	
Tackles:	11 at TEN (12/28/14)
Sacks:	0.5 at TEN (12/28/14)
FF:	0
FR:	0

- Also selected to the *CollegeFootballNews.com* third-team and was an honorable mention choice by *SI.com*.
- As a sophomore in 2008, posted a career-high 69 tackles (42 solo), to go along with 12.0 tackles for loss, 4.5 sacks and five passes defended.
- As a freshman in 2007, notched 15 tackles (seven solo) and 1.0 sack in 10 games played.

**PERSONAL:**

- Was an all-district selection at Clear Lake High School in Houston.
- Moved from strong safety to defensive tackle at the beginning of his senior year and led the team in sacks.
- Registered 11.0 sacks during a one-year stint at USMA Prep School after earning a spot on the roster as a walk-on.
- His father, George, retired from the U.S. Marine Corps with rank of captain.
- His paternal grandfather, George McNary, served in the U.S. Army during the Korean War.
- His maternal grandfather, Aaron Figgs, served in the U.S. Army during World War II.
- His uncle, Ron McNary, currently holds the rank of first sergeant while serving in the U.S. Army.
- Volunteered at several functions in 2013, including the United Way Cold Feet Warm Shoes event, Horseshoe Helpings, Million Meal Marathon and the team's annual playground build.
- Served as a speaker for the Hispanic Heritage Month Football camp.
- Majored in engineering management.
- A native of Houston.

**2014 GAME-BY-GAME STATISTICS**

Date/Opp.	GP	GS	Solo	Asst.	Total	Sacks	PD	FF	FR	INT	Yds	Avg.	LG	TD
9/7 @ DEN	1	0	3	2	5	0.0	0	0	0	0	0	0.0	0	0
9/15 vs. PHI	1	1	4	4	8	0.0	0	0	0	0	0	0.0	0	0
9/21 @ JAX	1	1	4	5	9	0.0	0	0	0	0	0	0.0	0	0
9/28 vs. TEN	1	1	2	0	2	0.0	0	0	0	0	0	0.0	0	0
10/5 vs. BAL	1	0	1	1	2	0.0	0	0	0	0	0	0.0	0	0
10/9 @ HOU	1	0	0	0	0	0.0	0	0	0	0	0	0.0	0	0
10/19 vs. CIN	1	0	1	0	1	0.0	0	0	0	0	0	0.0	0	0
10/26 @ PIT	1	0	0	0	0	0.0	0	0	0	0	0	0.0	0	0
11/3 @ NYG	INACTIVE													
11/16 vs. NE	1	0	0	0	0	0.0	0	0	0	0	0	0.0	0	0
11/23 vs. JAX	1	0	0	0	0	0.0	0	0	0	0	0	0.0	0	0
11/30 vs. WAS	1	0	0	0	0	0.0	0	0	0	0	0	0.0	0	0
12/7 @ CLE	1	0	0	0	0	0.0	0	0	0	0	0	0.0	0	0
12/14 vs. HOU	1	0	0	0	0	0.0	0	0	0	0	0	0.0	0	0
12/21 @ DAL	1	0	0	0	0	0.0	0	0	0	0	0	0.0	0	0
12/28 @ TEN	1	1	5	6	11	0.5	0	0	0	0	0	0.0	0	0
<b>2014 TOTALS</b>	<b>15</b>	<b>4</b>	<b>20</b>	<b>18</b>	<b>38</b>	<b>0.5</b>	<b>0</b>	<b>0</b>	<b>0</b>	<b>0</b>	<b>0</b>	<b>0.0</b>	<b>0</b>	<b>0</b>

**2014 POSTSEASON GAME-BY-GAME STATISTICS**

Date/Opp.	GP	GS	Solo	Asst.	Total	Sacks	PD	FF	FR	INT	Yds	Avg.	LG	TD
1/4 vs. CIN	1	0	0	0	0	0.0	0	0	0	0	0	0.0	0	0
1/11 @ DEN	1	0	0	0	0	0.0	0	0	0	0	0	0.0	0	0
1/18 @ NE														
<b>2014 TOTALS</b>	<b>2</b>	<b>0</b>	<b>0</b>	<b>0</b>	<b>0</b>	<b>0.0</b>	<b>0</b>	<b>0</b>	<b>0</b>	<b>0</b>	<b>0</b>	<b>0.0</b>	<b>0</b>	<b>0</b>

**CAREER REGULAR SEASON STATISTICS**

Year	GP	GS	Solo	Asst.	Total	Sacks	PD	FF	FR	INT	Yds	Avg.	LG	TD
2014 IND	15	4	20	18	38	0.5	0	0	0	0	0	0.0	0	0
2013 IND	5	0	13	3	16	0.0	0	0	0	0	0	0.0	0	0
<b>TOTAL</b>	<b>20</b>	<b>4</b>	<b>33</b>	<b>21</b>	<b>54</b>	<b>0.5</b>	<b>0</b>	<b>0</b>	<b>0</b>	<b>0</b>	<b>0</b>	<b>0.0</b>	<b>0</b>	<b>0</b>

**CAREER POSTSEASON STATISTICS**

Year	GP	GS	Solo	Asst.	Total	Sacks	PD	FF	FR	INT	Yds	Avg.	LG	TD
2014 IND	2	0	0	0	0	0.0	0	0	0	0	0	0.0	0	0
2013 IND	2	0	3	3	6	0.0	0	0	0	0	0	0.0	0	0
<b>TOTAL</b>	<b>4</b>	<b>0</b>	<b>3</b>	<b>3</b>	<b>6</b>	<b>0.0</b>	<b>0</b>	<b>0</b>	<b>0</b>	<b>0</b>	<b>0</b>	<b>0.0</b>	<b>0</b>	<b>0</b>

**SPECIAL TEAMS TACKLES:** 13 (2014 - 11, 2013 - 2)

**POSTSEASON SPECIAL TEAMS TACKLES:** 7 (2014 - 1, 2013 - 6)



**JACK MEWHORT**  
Tackle/Guard 6-6 308 Ohio State  
NFL Exp: R (1st Year with Colts)  
How Acquired: D2 – 2014 (59th overall)  
Born: 9/30/91  
GP/GS (Postseason): 14/14 (2/2)

75



#### CAREER TRANSACTIONS:

- Selected by the Colts in the second round (59th overall) of the 2014 NFL Draft.

#### 2014 (COLTS):

- Started his first career NFL contest at guard in the team's regular season opener at Denver (9/7). Helped the Colts produce 408 net yards of offense while blocking for Andrew Luck to complete 35-of-53 passes for 370 yards and two touchdowns.
- In a Week 2 loss against Philadelphia (9/15), started at left guard and was part of an offensive line that did not allow a sack. Also assisted a Colts rushing attack that netted 169 yards.
- Started at left guard and provided time for the offense to finish with 529 net yards (385 passing, 144 rushing), which is the 10th highest total for a single game in team history. Blocked for Andrew Luck to tie a single-game career-high with four passing touchdowns.
- Was part of an offensive line that did not allow a sack in a Week 4 victory against Tennessee (9/28). Assisted a Colts offense that netted 498 yards as Andrew Luck tied his single-game career-high with four passing touchdowns.
- Listed as inactive for the team's Week 5 win against Baltimore (10/5).
- Was inactive for a Week 6 victory at Houston (10/9).
- Started at left guard in a Week 7 win against Cincinnati (10/19) and assisted the offense in totaling 506 net yards. Blocked for Andrew Luck, who registered his franchise-tying fifth consecutive 300-yard passing performance.
- In a Week 8 loss at Pittsburgh (10/26), started at left guard and helped the Colts offense generate 448 yards. Provided time for Andrew Luck to throw for 400 yards and three touchdowns.
- Was part of an offensive line that allowed only 1.0 sack as the Colts totaled 443 net yards of offense in a Week 9 victory at the New York Giants (11/3). Blocked for Andrew Luck to tie his single-game career-high with four passing touchdowns.
- Started at left guard in a Week 11 loss against New England (11/16) and assisted Andrew Luck who threw for his eighth consecutive 300-yard passing outing as the offense generated 322 net yards.
- Assisted a Colts offense that totaled 389 net yards, starting at left guard in a Week 12 win against Jacksonville (11/23). The team's 175 rushing yards is the highest total this season and the most dating back to a Sept. 22, 2013 win at San Francisco (184).
- Blocked for a Colts offense that compiled 487 net yards starting at left guard in a Week 13 win against Washington (11/30). It was the team's ninth 400-plus net yard performance, which set a franchise single-season record. Provided time for Andrew Luck to throw for 370 yards as he set a career-high with five touchdown passes.
- Started at left guard in a Week 14 victory at Cleveland (12/7) and assisted the offense in totaling 362 net yards as Andrew Luck completed 24 passes for 294 yards and two touchdowns.
- In a Week 15 win against Houston (12/14), started at left guard and was part of an offensive line that helped the Colts register 278 yards of net offense. Provided time for Andrew Luck to throw for 187 yards and two touchdowns.
- Started at left guard in a Week 16 loss at Dallas (12/21). Helped the offense generate 235 gross passing yards, which set a franchise record for the most gross passing yards in a single season in franchise history.
- Made his first career start at right tackle in a Week 17 victory at Tennessee (12/28) and blocked for Andrew Luck to set a franchise single-season record in passing yards (4,761) as the Colts totaled 378 yards of net offense.
- Started his first career NFL postseason game at left guard in the team's AFC Wild Card Playoff win against Cincinnati (1/4/15). Was part of an offensive line that helped the team compile 482 net yards, the third-highest total for a postseason game in team history. The unit allowed only 1.0 sack as Andrew Luck threw for 376 yards.
- In the team's AFC Divisional Playoff victory at Denver (1/11/15) started at left guard and was part of an offensive line that did not allow a sack as the Colts posted 364 net yards. Blocked for Andrew Luck to throw for 265 yards and two touchdowns in the win.

#### COLLEGE:

- Competed in 49 career games with Ohio State and started 39 consecutive games to close his career.
- In his final 39 starts, lined up at left tackle for a combined 26 starts as a junior and senior while adding five starts at left guard and eight more at right guard during his sophomore season.
- A three-year starter on the offensive line and was part of a Buckeye team that set a school record with 24 consecutive victories spanning all of 2012 and 2013.
- Served as a team captain during his senior season.
- Was a finalist for the Senior CLASS Award and served as a team captain.
- Was a consensus All-America selection and added second-team accolades from Walter Camp, *The NFL Draft Report*, The Associated Press, *CBSSports.com*, *Sports Illustrated* and the Football Writers Association in addition to being a first-team choice by ESPN.
- Was a candidate for the Outland Trophy as part of Ohio State's prolific, record-setting offense, that set school records for the most points scored (637), rushing yards (4,321) and total touchdowns (83).
- Named a First Team All-Big Ten Conference choice after registering 115 knockdown blocks and a league-best 24 touchdown-resulting blocks.
- The Buckeyes offensive line assisted a rushing attack that ranked fifth nationally in yards per game (308.6).
- Ohio State averaged an all-time program-high 6.8 yards per carry and was fourth nationally in red zone percentage (.952).
- Took over left tackle duties, starting all 12 games for the Buckeyes in 2012.
- Was named an All-Big Ten Conference honorable mention selection by the league's coaches and was a Second Team All-Big Ten choice by *The NFL Draft Report*.
- Honored as Ohio State's co-Offensive Lineman of the Year and was on the watch list for the Outland Trophy.
- Recorded 13 touchdown-resulting blocks and 79 knockdown blocks.
- In 2011, started the first five games of the season at left guard before shifting to right guard for the final eight contests.
- Was named an All-Big Ten Conference honorable mention selection during his first year as a starter, making the move inside from left tackle.

#### PERSONAL:

- Started all five offensive line positions during his prep career at St. John's Jesuit High School in Toledo, Ohio.

- Rated the second-best center in the nation by *Rivals.com* and was tabbed as the ninth-best player in the state of Ohio.
- Regarded as the 11th-best offensive tackle in high school by *Scout.com*.
- As a senior, received First Team All-Ohio, All-Toledo City League and All-*Toledo Blade* honors.
- Named to the *SuperPrep* Midwest Top 25 team and the *Detroit Free Press* Best of the Midwest squad.
- Concluded his prep career by playing in the Under Armour All-America game and was also a member of gold-medal winning Team USA at the 2009 Junior World Championships.
- Graduated from Ohio State with a degree in consumer and family resource financial services.
- A native of Toledo, Ohio.

CAREER GP/GS (POSTSEASON):

2014 IND: 14/14 (2/2)

TOTAL: 14/14 (2/2)





**FILI MOALA**  
**Defensive End 6-4 308 USC**  
**NFL Exp: 6 (6th Year with Colts)**  
**How Acquired: D2 – 2009 (56th overall)**  
**Born: 6/23/85**  
**GP/GS (Postseason): 64/45 (1/1)**

**95**



**CAREER TRANSACTIONS:**

- Originally selected by the Colts in the second round (56th overall) of the 2009 NFL Draft.

**2014 (COLTS):**

- Placed on Injured Reserve on June 11.

**2013 (COLTS):**

- Competed in all 16 games (six starts) and posted 26 tackles (14 solo), 1.5 sacks, one fumble recovery and one pass defended.
- Saw action on the defensive line in the regular season opener against Oakland (9/8). Provided pressure on Raiders quarterback Terrelle Pryor as he threw his second interception on the team's final drive in the fourth quarter.
- Totaled four tackles in a Week 2 contest against Miami (9/15), seeing action on the defensive line.
- Made his first start of the season at defensive tackle in a Week 4 victory at Jacksonville (9/29). Finished with one tackle and was part of a defense that limited the Jaguars to three points and 40 net rushing yards.
- In a Week 5 victory against Seattle (10/6), started at defensive tackle and finished with one tackle.
- Notched three solo tackles in a Week 6 loss at San Diego (10/14).
- In a Week 7 win against Denver (10/20), totaled two tackles and added his first sack of the season when he brought down Peyton Manning on the Broncos final offensive drive of the game. Was part of a defensive unit that allowed only 64 rushing yards.
- Tallied three tackles, half of a sack and one fumble recovery starting at defensive tackle in a Week 16 victory at Kansas City (12/22).
- Was inactive for the team's Wild Card victory against Kansas City (1/4/14).
- Placed on Injured Reserve on January 6.

**2012 (COLTS):**

- Started all eight games he appeared in and recorded 21 tackles (11 solo) and one pass defended.
- Started at defensive tackle in the season opener at Chicago (9/9) and tallied three tackles.
- Posted four tackles (three solo) in a Week 3 meeting against Jacksonville (9/23).
- Compiled three tackles in the team's 23-20 victory over Miami (11/4). Part of a defense that held the Dolphins to 84 net rushing yards.
- Started at defensive tackle at New England (11/18) and compiled three tackles in the loss.
- Against Buffalo (11/25), started at defensive tackle and contributed with four tackles and one pass defended.
- Placed on Injured Reserve on November 27, 2012.

**2011 (COLTS):**

- Started in all 14 contests he competed in and was inactive for another two.
- Totaled 22 tackles (13 solo) and 2.0 sacks.
- Recorded four tackles (three solo) starting at defensive tackle vs. Jacksonville (11/13).
- Registered his first career sack at New England (12/14) and contributed with three tackles (two solo).
- Posted four tackles (three solo) at Baltimore (12/11).
- Tallied his second sack of the season while adding two tackles against Houston (12/22).

**2010 (COLTS):**

- Started all 16 games, 12 at left defensive tackle and four at right defensive tackle. Was one of only four defensive players to open every game.
- Totaled a career-high 26 tackles (20 solo) while adding one fumble recovery and one pass defended.
- His fumble recovery was returned one yard for his first career touchdown against the New York Giants (9/19).
- Collared five tackles at Houston (9/12), four stops at Jacksonville (10/3) and three tackles at Philadelphia (11/7) and against Dallas (12/5).
- Started at right defensive tackle in the team's AFC Wild Card Playoff game against the New York Jets (1/8/11) and finished with two tackles.

**2009 (COLTS):**

- Appeared in 10 games (one start) and totaled 17 tackles (10 solo).
- Was inactive for the first five games of the season and against Houston (11/8).
- Recorded four tackles against Tennessee (12/6).
- Tallied a season-high five stops against the New York Jets (12/27).
- Made his first career NFL start at Buffalo (1/3).
- Was listed as inactive for the team's AFC Divisional Playoff game against Baltimore (1/16/10), AFC Championship game against the New York Jets (1/24/10) and Super Bowl XLIV against New Orleans (2/7/10).

**COLLEGE:**

- A four-year letterman and three-year starter at USC who competed in 52 games (38 starts). Started the final 33 games of his collegiate career.
- Totaled 90 tackles (46 solo), 23.5 tackles for loss, 9.5 sacks, two fumble recoveries, five passes defended and two blocked kicks.
- As a senior, started in 13 games and finished with 30 tackles, 10.0 tackles for loss, 4.5 sacks, one fumble recovery, one pass defended and two blocked kicks.
- Tied the school, conference and NCAA record with two blocked field goals in the same game (both in the third quarter) against Arizona State.
- Was a First Team All-America choice by *The NFL Draft Report*, while earning second-team honors from *The Sporting News*. Was also a first-team All-Pac-10 Conference choice.
- Helped USC rank first in the NCAA in scoring defense (9.0 points per game),

**MOALA SINGLE-GAME HIGHS**

Tackles:	5, three times (Last: vs. BUF 11/25/12)
Sacks:	1.0, three times (Last: vs. DEN 10/20/13)
FF:	0
FR:	1, two times (Last: at KC 12/22/13)

second in total defense (221.8 yards per game) and fifth in rushing defense (87.4 yards per game).

**PERSONAL:**

- Attended Western High School in Anaheim, Calif.
- Was an all-league selection as a junior.
- Read to elementary students as a part of the Colts Day in Schools event.
- Was a guest speaker at the Indiana Repertory Theater production, Jackie and Me, in honor of Black History Month.
- Was a volunteer for the team's annual playground build.
- Served as a host for a holiday gift giving event assisting Trinity House.
- Delivered baskets on a visit to Riley Hospital assisting the Basket of Hope organization.
- Is a cousin of Baltimore Ravens defensive tackle, Haloti Ngata.
- Full name is Fili Toutoupau'u Moala.
- Resides with his wife, Jordan, and their son, Litani, in Indianapolis.
- Holds a degree in sociology.
- Born in Buena Park, Calif.

**CAREER REGULAR SEASON STATISTICS**

Year	GP	GS	Solo	Asst.	Total	Sacks	PD	FF	FR	INT	Yds	Avg.	LG	TD
2014 IND	INJURED RESERVE													
2013 IND	16	6	14	12	26	1.5	1	0	1	0	0	0.0	0	0
2012 IND	8	8	11	10	21	0.0	1	0	0	0	0	0.0	0	0
2011 IND	14	14	13	9	22	2.0	0	0	0	0	0	0.0	0	0
2010 IND	16	16	20	6	26	0.0	1	0	1	0	0	0.0	0	0
2009 IND	10	1	10	7	17	0.0	0	0	0	0	0	0.0	0	0
<b>TOTAL</b>	<b>64</b>	<b>45</b>	<b>68</b>	<b>44</b>	<b>112</b>	<b>3.5</b>	<b>3</b>	<b>0</b>	<b>2</b>	<b>0</b>	<b>0</b>	<b>0.0</b>	<b>0</b>	<b>0</b>

**CAREER POSTSEASON STATISTICS**

Year	GP	GS	Solo	Asst.	Total	Sacks	PD	FF	FR	INT	Yds	Avg.	LG	TD
2014 IND	INJURED RESERVE													
2013 IND	0	0	0	0	0	0.0	0	0	0	0	0	0.0	0	0
2010 IND	1	1	2	0	2	0.0	0	0	0	0	0	0.0	0	0
2009 IND	0	0	0	0	0	0.0	0	0	0	0	0	0.0	0	0
<b>TOTAL</b>	<b>1</b>	<b>1</b>	<b>2</b>	<b>0</b>	<b>2</b>	<b>0.0</b>	<b>0</b>	<b>0</b>	<b>0</b>	<b>0</b>	<b>0</b>	<b>0.0</b>	<b>0</b>	<b>0</b>

**ADDITIONAL STATISTICS:** One-yard fumble recovery for a touchdown vs. the New York Giants (9/19/10).



**DONTE MONCRIEF**  
**Wide Receiver 6-2 221 Mississippi**  
**NFL Exp: R (1st Year with Colts)**  
**How Acquired: D3 – 2014 (90th overall)**  
**Born: 8/6/93**  
**GP/GS (Postseason): 16/2 (2/1)**

**10**



**CAREER TRANSACTIONS:**

- Originally selected by the Colts in the third round (90th overall) of the 2014 NFL Draft.

**2014 (COLTS):**

- Saw action at wide receiver in his Colts debut during the team's Week 1 regular season opener at Denver (9/7). Caught one pass for nine yards.
- Made one reception for 16 yards in a Week 2 contest against Philadelphia (9/15).
- In a Week 3 victory at Jacksonville (9/21), caught four passes for 55 yards, including a long reception of 22 yards. Also added one rush for seven yards.
- Caught two passes for 14 yards in the team's Week 4 win against Tennessee (9/28).
- In the team's Week 5 victory against Baltimore (10/5), competed at wide receiver and on special teams, but did not finish with a reception.
- In a Week 6 win at Houston (10/9), participated at both wide receiver and on special teams. Did not record a catch in the game.
- Finished with one reception for nine yards and tallied one rush for no gain in a Week 7 victory against Cincinnati (10/19).
- Totaled a career-high in catches (seven), while adding 113 yards and his first career touchdown in a Week 8 loss at Pittsburgh (10/26). He also contributed with a 52-yard reception in the second quarter, which established his single-game career-high and was the longest completion for Andrew Luck this season. Became the third Colts receiver to top 100-plus receiving yards in a single game this year (Wayne and Hilton). Along with teammate T.Y. Hilton, the duo each posted 100-plus receiving yards, marking the second time the team has had two 100-yard receivers in the same game this season (Reggie Wayne (119) and T.Y. Hilton (105) vs. Tennessee). It was the 42nd occasion in franchise history where the Colts had two 100-yard receivers in the same game.
- Caught one pass for two yards in a Week 9 win at the New York Giants (11/3). Also contributed with one special teams tackle.
- Was targeted once in a Week 11 loss against New England (11/16), but did not finish with a catch.
- In a Week 12 victory against Jacksonville (11/23), totaled four catches for 38 yards, including a long catch of 16 yards. Also added one run for four yards.
- Made his first career start at wide receiver in a Week 13 win against Washington (11/30). Caught three passes for a career-high 134 yards and two touchdowns for his first career multiple-touchdown game. Notched his second 100-yard receiving performance of the season and became the seventh rookie in Colts history to record multiple 100-yard receiving games in a single season. Caught his first touchdown on a 48-yard grab in the third quarter to give the Colts a 28-17 lead. On his second touchdown in the fourth quarter, was on the receiving end of Andrew Luck's career-long 79-yard pass.
- Finished with three receptions for 33 yards in a Week 14 victory at Cleveland (12/7). His 27-yard third down reception on the team's final drive of the game led to the eventual game-winning score from T.Y. Hilton with 32 seconds remaining.
- Was targeted four times in a Week 15 win against Houston (12/14), but did not finish with a catch. Saw action on special teams and finished with one tackle.
- Started at wide receiver and caught two passes for five yards in a Week 16 loss at Dallas (12/21).
- In a Week 17 victory at Tennessee (12/28), caught three passes for 16 yards.
- In his first career postseason contest, an AFC Wild Card Playoff win against Cincinnati (1/4/15), totaled three receptions for 54 yards including a 36-yard touchdown. The touchdown, which came in the third quarter, gave the Colts a 20-10 lead.
- Started his first career postseason game at wide receiver in the team's AFC Divisional Playoff victory at Denver (1/11/15) and finished with two catches for 32 yards.

**COLLEGE:**

- Started in 37-of-38 games and finished his Ole Miss career ranked third in school history in receptions (156), receiving yards (2,371) and receiving touchdowns (20). Also ranked second in 100-yard games (nine).
- Started all 13 contests and totaled 59 receptions for 938 yards (15.9 avg.) and six touchdowns in 2013.
- Earned All-America honorable mention and All-SEC second-team accolades from *The NFL Draft Report*.
- Received National Wide Receiver of the Week honorable mention honors from College Football Performance Awards after catching six passes for 122 yards and two touchdowns against Auburn.
- Ranked second on the team with 59 catches and led Ole Miss with 938 receiving yards, the fourth-best total on the school annual record chart.
- Posted at least five catches in eight different contests and set the school record for 100-yard receiving performances with five.
- Established a season-high 149 receiving yards on seven catches and hauled in a 52-yard touchdown against Arkansas.
- Finished with 113 yards and one touchdown against Georgia Tech in the Music City Bowl.
- In 2012, started 12 games and led the team with a career-high 66 receptions, which ranked sixth in the conference, along with placing fourth in the school season-record book.
- Finished with 979 receiving yards, the second-best total in a single-season by a Rebel and compiled a 75.3 receiving yards per game average, which was fifth-best in the SEC.
- Tied the school single-season record with 10 touchdown receptions.
- Received All-SEC second-team honors and was named to the Biletnikoff Award Watch List. Also earned *College Football News* Sophomore All-America second-team accolades.
- In 2011, started 12 games as a true freshman and led the Rebels with 31 catches for 454 yards and four touchdowns.
- Was named a Freshman All-America second team choice by *The NFL Draft Report* and honorable mention by *College Football News*.

**PERSONAL:**

- Attended Raleigh (Miss.) High School and was named a *SuperPrep* and *Prep-Star* All-America selection as a senior after totaling 21 catches for 441 yards and nine touchdowns.
- Threw for 365 yards and two touchdowns while gaining 144 yards on 12 carries.
- On defense, recorded 48 tackles, four tackles for loss and four interceptions.

<b>MONCRIEF SINGLE-GAME HIGHS</b>	
Rec:	7 at PIT (10/26/14)
Yards:	134 vs. WAS (11/30/14)
TDs:	2 vs. WAS (11/30/14)
LG:	79t vs. WAS (11/30/14)

- Was rated the second-best player in Mississippi by *SuperPrep* and was a member of the *Clarion-Ledger's* Dandy Dozen squad.
- Was the 17th-best receiver in the nation and the third-best receiver in the state according to *Rivals.com*.
- Played in the Alabama-Mississippi All-Star Classic and the Bernard Blackwell Mississippi All-Star Classic as a senior.
- Was named MVP of the school's basketball team and was a two-time Class 3A state champion in the long jump.
- A native of Raleigh, Miss.

**2014 GAME-BY-GAME STATISTICS**

Date/Opp.	RECEIVING						RUSHING					
	GP	GS	No.	Yards	Avg.	LG	TD	No.	Yards	Avg.	LG	TD
9/7 @ DEN	1	0	1	9	9.0	9	0	0	0	0.0	0	0
9/15 vs. PHI	1	0	1	16	16.0	16	0	0	0	0.0	0	0
9/21 @ JAX	1	0	4	55	13.8	22	0	1	7	7.0	7	0
9/28 vs. TEN	1	0	2	14	7.0	10	0	0	0	0.0	0	0
10/5 vs. BAL	1	0	0	0	0.0	0	0	0	0	0.0	0	0
10/9 @ HOU	1	0	0	0	0.0	0	0	0	0	0.0	0	0
10/19 vs. CIN	1	0	1	9	9.0	9	0	1	0	0.0	0	0
10/26 @ PIT	1	0	7	113	16.1	52	1	0	0	0.0	0	0
11/3 @ NYG	1	0	1	2	2.0	2	0	0	0	0.0	0	0
11/16 vs. NE	1	0	0	0	0.0	0	0	0	0	0.0	0	0
11/23 vs. JAX	1	0	4	38	9.5	16	0	1	4	4.0	4	0
11/30 vs. WAS	1	1	3	134	44.7	79t	2	1	6	6.0	6	0
12/7 @ CLE	1	0	3	33	11.0	27	0	0	0	0.0	0	0
12/14 vs. HOU	1	0	0	0	0.0	0	0	0	0	0.0	0	0
12/21 @ DAL	1	1	2	5	2.5	5	0	0	0	0.0	0	0
12/28 @ TEN	1	0	3	16	5.3	9	0	0	0	0.0	0	0
<b>2014 TOTALS</b>	<b>16</b>	<b>2</b>	<b>32</b>	<b>444</b>	<b>13.9</b>	<b>79t</b>	<b>3</b>	<b>4</b>	<b>17</b>	<b>4.3</b>	<b>7</b>	<b>0</b>

**2014 POSTSEASON GAME-BY-GAME STATISTICS**

Date/Opp.	RECEIVING						RUSHING					
	GP	GS	No.	Yards	Avg.	LG	TD	No.	Yards	Avg.	LG	TD
1/4 vs. CIN	1	0	3	54	18.0	36t	1	0	0	0.0	0	0
1/11 @ DEN	1	1	2	32	16.0	22	0	0	0	0.0	0	0
1/18 @ NE												
<b>2014 TOTALS</b>	<b>2</b>	<b>1</b>	<b>5</b>	<b>86</b>	<b>17.2</b>	<b>36t</b>	<b>1</b>	<b>0</b>	<b>0</b>	<b>0.0</b>	<b>0</b>	<b>0</b>

**CAREER REGULAR SEASON STATISTICS**

Year	RECEIVING						RUSHING					
	GP	GS	No.	Yards	Avg.	LG	TD	No.	Yards	Avg.	LG	TD
2014 IND	16	2	32	444	13.9	79t	3	4	17	4.3	7	0
<b>TOTAL</b>	<b>16</b>	<b>2</b>	<b>32</b>	<b>444</b>	<b>13.9</b>	<b>79t</b>	<b>3</b>	<b>4</b>	<b>17</b>	<b>4.3</b>	<b>7</b>	<b>0</b>

**CAREER POSTSEASON STATISTICS**

Year	RECEIVING						RUSHING					
	GP	GS	No.	Yards	Avg.	LG	TD	No.	Yards	Avg.	LG	TD
2014 IND	2	1	5	86	17.2	36t	1	0	0	0	0	0
<b>TOTAL</b>	<b>2</b>	<b>1</b>	<b>5</b>	<b>86</b>	<b>17.2</b>	<b>36t</b>	<b>1</b>	<b>0</b>	<b>0</b>	<b>0</b>	<b>0</b>	<b>0</b>

**SPECIAL TEAMS TACKLES: 2 (2014 - 2)**





**AARON MORGAN**  
 Linebacker 6-4 250 Louisiana-Monroe  
 NFL Exp: 4 (1st Year with Colts)  
 How Acquired: FA – 2014  
 Born: 12/30/88  
 GP/GS (Postseason): 18/0 (0/0)

48



**CAREER TRANSACTIONS:**

- Signed by the Colts to a reserve/future contract on December 31, 2013.
- Waived by the Tampa Bay Buccaneers on September 5, 2013.
- Activated from the Tampa Bay practice squad on November 1, 2012.
- Signed to the Buccaneers practice squad on October 9, 2012.
- Released by the Jacksonville Jaguars on October 5, 2012.
- Signed by Jacksonville as an undrafted free agent on April 27, 2010.

**2014 (COLTS):**

- Placed on Injured Reserve by the Colts on July 27.

**2013:**

- Spent the 2013 preseason with the Tampa Bay Buccaneers, but was released prior to the start of the regular season.

**2012 (JAGUARS/BUCCANEERS):**

- Played the first four games of the season with Jacksonville and registered two tackles on defense and one on special teams.
- Was signed to the Buccaneers practice squad on October 9 and was elevated to the active roster on November 1.
- Made his Tampa Bay debut at Oakland (11/4).
- Notched one special teams tackle at Carolina (11/18).
- Posted one tackle at New Orleans (12/16).
- Was placed on Injured Reserve on December 22.

**2011 (JAGUARS):**

- Spent the 2011 season on Injured Reserve.

**2010 (JAGUARS):**

- Participated in seven contests and totaled two tackles.
- Appeared in his first career game against Denver (9/12), but did not record a tackle.
- Saw action at Dallas (10/31) and recorded his first career tackle.
- Recorded one solo tackle at Tennessee (12/5).

**COLLEGE:**

- Was a four-year letterman at Louisiana-Monroe (2006-09) and finished his career with 22.0 sacks, the most in school history and second-most in Sun Belt Conference history. Also totaled 39.5 tackles for loss.
- Made 138 tackles in his collegiate career along with one interception and eight passes defended.
- In his senior season, posted 9.0 sacks and 16.0 tackles for loss. The 9.0 sacks were the most in the Sun Belt Conference and ranked 23rd in the nation.
- Led team with 6.0 sacks as a junior and led all defensive linemen with 45 tackles and 13.0 tackles for loss.
- Was named a Second Team All-Sun Belt Conference choice as a junior.
- Started eight-of-11 games as sophomore and totaled 34 tackles, 3.0 sacks and 8.0 tackles for loss.
- Played in nine games as a freshman and compiled seven tackles and a team-high 4.0 sacks.
- Was credited with 2.0 sacks against Alcorn State in his first collegiate game.

**PERSONAL:**

- Attended Amite (Louisiana) High School.
- Purchased toys and hosted a surprise shopping spree for underprivileged families in the inaugural "D-Line Does Christmas" event in December of 2012 with Tampa Bay.
- Graduated with degree in criminal justice in 2011.
- Born in New Orleans.

**CAREER REGULAR SEASON STATISTICS**

Year	GP	GS	Solo	Asst.	Total	Sacks	PD	FF	FR	INT	Yds	Avg.	LG	TD
2014 IND	INJURED RESERVE													
2012 JAC/TB	11	0	4	0	0	0.0	0	0	0	0	0	0.0	0	0
2011 TB	INJURED RESERVE													
2010 JAC	7	0	2	0	0	0.0	0	0	0	0	0	0.0	0	0
<b>TOTAL</b>	<b>18</b>	<b>0</b>	<b>6</b>	<b>0</b>	<b>0</b>	<b>0.0</b>	<b>0</b>	<b>0</b>	<b>0</b>	<b>0</b>	<b>0</b>	<b>0.0</b>	<b>0</b>	<b>0</b>

**CAREER POSTSEASON STATISTICS**

Year	GP	GS	Solo	Asst.	Total	Sacks	PD	FF	FR	INT	Yds	Avg.	LG	TD
2014 IND	INJURED RESERVE													
<b>TOTAL</b>	<b>0</b>	<b>0</b>	<b>0</b>	<b>0</b>	<b>0</b>	<b>0.0</b>	<b>0</b>	<b>0</b>	<b>0</b>	<b>0</b>	<b>0</b>	<b>0.0</b>	<b>0</b>	<b>0</b>

<b>MORGAN SINGLE-GAME HIGHS</b>	
Tackles:	1, four times (Last: at NO 12/16/12)
Sacks:	0.0
FF:	0
FR:	0

**SPECIAL TEAMS TACKLES:** 2 (2012 - 2)



**HENOC MUAMBA**  
**Linebacker 6-0 242 St. Francis Xavier**  
**NFL Exp: R (1st Year with Colts)**  
**How Acquired: FA – 2014**  
**Born: 2/23/89**  
**GP/GS (Postseason): 13/0 (0/0)**

**51**



**CAREER TRANSACTIONS:**

- Signed by the Colts as a free agent on February 6, 2014.

**2014 (COLTS):**

- Listed as inactive for the team’s Week 1 regular season opener at Denver (9/7).
- Competed in his first career NFL contest in a Week 2 loss against Philadelphia (9/15). Saw action at linebacker and on special teams and posted one tackle.
- In a Week 3 victory at Jacksonville (9/21), saw action at linebacker and on special teams and compiled one tackle.
- Contributed at linebacker and on special teams in a Week 4 victory against Tennessee (9/28) and compiled one tackle on special teams.
- In a Week 5 win against Baltimore (10/5), participated on special teams, but did not finish with a tackle.
- Saw action on special teams in a Week 6 victory at Houston (10/9), but did not record a tackle.
- Participated on special teams, but did not finish with a tackle in a Week 7 victory against Cincinnati (10/19).
- In a Week 8 loss at Pittsburgh (10/26), competed on special teams and tallied one tackle.
- Finished with two special teams tackles and saw action at linebacker in a Week 9 win at the New York Giants (11/3).
- Was listed as inactive for a Week 11 loss against New England (11/16).
- Competed on special teams in a Week 12 victory against Jacksonville (11/23) and finished with one tackle.
- In a Week 13 win against Washington (11/30), participated on special teams, but did not record a tackle.
- Posted two tackles on special teams in a Week 14 victory at Cleveland (12/7).
- Listed as inactive for a Week 15 win against Houston (12/14).
- In a Week 16 loss at Dallas (12/21), saw action on special teams and finished with one tackle.
- Participated on special teams in a Week 17 victory at Tennessee (12/28), but did not record a tackle.
- Listed as inactive for the team’s AFC Wild Card Playoff win against Cincinnati (1/4/15).
- Was inactive for the team’s AFC Divisional Playoff victory at Denver (1/11/15).

**CFL CAREER:**

- In three seasons with the Winnipeg Blue Bombers (2011-13), totaled 171 tackles, 53 special teams stops, 4.0 sacks, one interception and one fumble recovery returned for a touchdown.
- Was selected with the first overall pick in the 2011 CFL Draft.
- In 2013, was named a CFL All-Star and earned the Lew Hayman Trophy, given to the best Canadian player in the East Division.
- Was the recipient of the 2013 Ed Kotowich ‘Good Guy’ Award, which recognizes a Blue Bomber player for their excellence in combining football ability, team camaraderie and extraordinary effort in the community.
- In 2013, appeared in all 18 games and totaled 106 tackles, 18 special teams stops, 1.0 sack and one interception. His 106 tackles ranked second overall in the CFL.
- In 2012, appeared in all 18 games and ranked second on the team with 65 tackles, while recording a team-high 20 special teams stops and a career-high 3.0 sacks.
- Led the league with five forced fumbles in 2012 and was named the CFL’s Canadian Player of the Week twice.
- Recorded 15 special teams tackles and one fumble recovery in 2011.
- Against the Montreal Alouettes on Sept. 30, recovered a blocked punt and returned it 52 yards for his first career touchdown.

**COLLEGE:**

- Played four years (2007-2010) at St. Francis Xavier University in Antigonish, Nova Scotia.
- Is the school’s all-time career leader in tackles (149.5) and ranks fourth overall on the Atlantic University Sport (AUS) conference’s all-time career list.
- As a senior in 2010, recorded 63 total tackles, 11 tackles for loss, 3.5 sacks, one interception, one forced fumble and one fumble recovery.
- Was named the AUS Defensive Player of the Year in both 2008 and 2010 and was honored with the President’s Trophy in 2010 for the top defensive player in Canadian Interuniversity Sport (CIS).
- Was a three-time CIS All-Canadian and AUS Defensive All-Star.
- Participated in the 2010 East-West Bowl, which features the top CFL prospects each year.

**PERSONAL:**

- Spent his high school years at Father Michael Goetz Secondary School in Mississauga, Ontario.
- Is a native of Zaire, which is now known as the Democratic Republic of the Congo, but grew up in Mississauga, Ontario.
- His brother, Cauchy Muamba, is a safety for the Winnipeg Blue Bombers.

<b>MUAMBA SINGLE-GAME HIGHS</b>	
Tackles:	1, two times (Last at JAX 9/21/14)
Sacks:	0.0
FF:	0
FR:	0

**2014 GAME-BY-GAME STATISTICS**

Date/Opp.	GP	GS	Solo	Asst.	Total	Sacks	PD	FF	FR	INT	Yds	Avg.	LG	TD		
9/7 @ DEN						INACTIVE										
9/15 vs. PHI	1	0	0	1	1	0.0	0	0	0	0	0	0.0	0	0		
9/21 @ JAX	1	0	0	1	1	0.0	0	0	0	0	0	0.0	0	0		
9/28 vs. TEN	1	0	0	0	0	0.0	0	0	0	0	0	0.0	0	0		
10/5 vs. BAL	1	0	0	0	0	0.0	0	0	0	0	0	0.0	0	0		
10/9 @ HOU	1	0	0	0	0	0.0	0	0	0	0	0	0.0	0	0		
10/19 vs. CIN	1	0	0	0	0	0.0	0	0	0	0	0	0.0	0	0		
10/26 @ PIT	1	0	0	0	0	0.0	0	0	0	0	0	0.0	0	0		
11/3 @ NYG	1	0	0	0	0	0.0	0	0	0	0	0	0.0	0	0		
11/16 vs. NE						INACTIVE										
11/23 vs. JAX	1	0	0	0	0	0.0	0	0	0	0	0	0.0	0	0		
11/30 vs. WAS	1	0	0	0	0	0.0	0	0	0	0	0	0.0	0	0		
12/7 @ CLE	1	0	0	0	0	0.0	0	0	0	0	0	0.0	0	0		
12/14 vs. HOU						INACTIVE										
12/21 @ DAL	1	0	0	0	0	0.0	0	0	0	0	0	0.0	0	0		
12/28 @ TEN	1	0	0	0	0	0.0	0	0	0	0	0	0.0	0	0		
<b>2014 TOTALS</b>	<b>13</b>	<b>0</b>	<b>0</b>	<b>2</b>	<b>2</b>	<b>0.0</b>	<b>0</b>	<b>0</b>	<b>0</b>	<b>0</b>	<b>0</b>	<b>0.0</b>	<b>0</b>	<b>0</b>		

**2014 POSTSEASON GAME-BY-GAME STATISTICS**

Date/Opp.	GP	GS	Solo	Asst.	Total	Sacks	PD	FF	FR	INT	Yds	Avg.	LG	TD		
1/4 vs. CIN						INACTIVE										
1/11 @ DEN						INACTIVE										
1/18 @ NE						INACTIVE										
<b>2014 TOTALS</b>	<b>0</b>	<b>0</b>	<b>0</b>	<b>0</b>	<b>0</b>	<b>0.0</b>	<b>0</b>	<b>0</b>	<b>0</b>	<b>0</b>	<b>0</b>	<b>0.0</b>	<b>0</b>	<b>0</b>		

**CAREER REGULAR SEASON STATISTICS**

Year	GP	GS	Solo	Asst.	Total	Sacks	PD	FF	FR	INT	Yds	Avg.	LG	TD
2014 IND	13	0	0	2	2	0.0	0	0	0	0	0	0.0	0	0
<b>TOTAL</b>	<b>13</b>	<b>0</b>	<b>0</b>	<b>2</b>	<b>2</b>	<b>0.0</b>	<b>0</b>	<b>0</b>	<b>0</b>	<b>0</b>	<b>0</b>	<b>0.0</b>	<b>0</b>	<b>0</b>

**CAREER POSTSEASON STATISTICS**

Year	GP	GS	Solo	Asst.	Total	Sacks	PD	FF	FR	INT	Yds	Avg.	LG	TD
2014 IND	0	0	0	0	0	0.0	0	0	0	0	0	0.0	0	0
<b>TOTAL</b>	<b>0</b>	<b>0</b>	<b>0</b>	<b>0</b>	<b>0</b>	<b>0.0</b>	<b>0</b>	<b>0</b>	<b>0</b>	<b>0</b>	<b>0</b>	<b>0.0</b>	<b>0</b>	<b>0</b>

**SPECIAL TEAMS TACKLES: 9 (2014 - 9)**



**JONATHAN NEWSOME**  
**Outside Linebacker 6-3 251 Ball State**  
 NFL Exp: R (1st Year with Colts)  
 How Acquired: D5 – 2014 (166th overall)  
 Born: 1/22/91  
 GP/GS (Postseason): 16/1 (2/0)

**91**



**CAREER TRANSACTIONS:**

- Originally selected by the Colts in the fifth round (166th overall) of the 2014 NFL Draft.

**PRO CAREER:**

- His 6.5 sacks in 2014 rank third in franchise history among rookies.
- Named AFC Defensive Player of the Week for his 2.0-sack and one forced fumble performance against Tennessee on December 28, 2014.

**2014 (COLTS):**

- In the Week 1 regular season opener at Denver (9/7), competed at outside linebacker and on special team's in his first career NFL contest. Did not record a tackle in the game.
- Participated at linebacker and on special teams in a Week 2 meeting against Philadelphia (9/15), but did not record a tackle.
- In a Week 3 victory at Jacksonville (9/21), competed at linebacker and on special teams and finished with two tackles.
- Saw action at linebacker and on special teams in a Week 4 win against Tennessee (9/28), but did not record a tackle.
- Competed at both linebacker and on special teams during a Week 5 victory against Baltimore (10/5). Contributed with one quarterback hurry.
- In a Week 6 win at Houston (10/9), tallied one tackle and logged his first career sack when he dropped Texans quarterback Ryan Fitzpatrick for a three-yard loss. The sack led to a Texans missed field goal in the fourth quarter.
- Finished with one tackle seeing action at linebacker and on special teams in a Week 7 victory against Cincinnati (10/19). Was part of a defense that held the Bengals to 135 net yards in the shutout win.
- Collected four tackles, one quarterback hurry and blocked one punt in a Week 8 loss at Pittsburgh (10/26). The block came at the end of the second quarter and was recovered by defensive tackle Ricky Jean Francois. Indianapolis tallied a field goal on the ensuing possession. It was the team's first blocked punt dating back to Dec. 5, 2010 against Dallas.
- In a Week 9 win at the New York Giants (11/3), compiled seven solo tackles, 2.0 sacks and one forced fumble. The first sack was an eight-yard loss at the end of the second quarter which forced a Giants punt. Added his second sack in the third quarter and forced a fumble on the play, which was recovered by Sergio Brown. Brown returned the fumble 26 yards to the Giants four-yard line. Andrew Luck threw a two-yard touchdown pass to Dwayne Allen on the ensuing possession to give the Colts a 37-10 lead.
- Saw action on the defensive line in a Week 11 loss against New England (11/16), but did not finish with a tackle.
- In a Week 12 victory against Jacksonville (11/23), participated on the defensive line and totaled one tackle.
- Compiled four tackles, 1.5 sacks and one forced fumble in a Week 13 win against Washington (11/30). Added his first full sack of the game in the second quarter when he dropped Colt McCoy for an eight-yard loss on third down and forced a fumble on the play.
- Notched one tackle and was part of a defense that limited the Browns to 248 net yards in a Week 14 victory at Cleveland (12/7).
- In a Week 15 win against Houston (12/14), finished with two tackles and one quarterback hit. Was part of a defense that limited the Texans to 289 net yards.
- Finished with three tackles in a Week 16 loss at Dallas (12/21).
- Made his first career start at RUSH linebacker in place of an injured Bjoern Werner. Finished with eight tackles (seven solo), 2.0 sacks and one forced fumble. It was his third multiple-sack game of the season. Logged a sack-forced fumble in the third quarter that held the Titans to a field goal. On his second sack of the game in the fourth quarter, he brought down Charlie Whitehurst on a fourth down attempt forcing the turnover on downs. His 6.5 sacks rank third in franchise history among rookies. Was named AFC Defensive Player of the Week for his performance.
- In his first career postseason game, an AFC Wild Card Playoff win against Cincinnati (1/4/15), totaled one tackle.
- In the team's AFC Divisional Playoff victory at Denver (1/11/15), compiled three tackles, 1.0 sack and one forced fumble. In the second quarter, Newsome sacked Peyton Manning and forced a fumble that was recovered by teammate Jerrell Freeman. The turnover led to a Colts touchdown. The sack and forced fumble were both the first of his postseason career.

**COLLEGE:**

- In two seasons at Ball State, competed in 23 games and totaled 116 tackles, 16.5 sacks, 24.0 tackles for loss, one interception, two forced fumbles and three passes defended.
- Spent the 2009 and 2010 seasons at Ohio State and participated in 18 games, playing primarily on special teams.
- In 2013, was an All-Mid-American Conference first-team choice, a three-time MAC West Division Defensive Player of the Week and was named to the Rotary Lombardi Award and Ted Hendricks Award Preseason Watch Lists.
- Earned 2012 All-MAC Conference second-team accolades.
- Started all 12 games as a senior and totaled 64 tackles, 8.0 sacks, 11.5 tackles for loss, one interception, two forced fumbles and two passes defended.
- In 2012, started 10-of-11 games, including the Beef 'O' Brady's Bowl and finished the season with 52 tackles, 8.5 sacks, 12.5 tackles for loss and one pass defended.
- Ranked third in the MAC and tied for 36th nationally for tackles for loss per game average. Also ranked second in the conference and 20th in the country in sacks per game average.
- Redshirted as a transfer from Ohio State in 2011.
- In 2010, saw action in all 13 games at Ohio State, playing mainly on special teams.
- Played in five games for the Buckeyes mainly on special teams in 2009.

**PERSONAL:**

- Attended Glenville High School in Cleveland and totaled 101 tackles and 17.0 sacks as a senior.
- Was a team captain as a senior and was named an All-Ohio second-team choice.
- A native of Cleveland.

<b>NEWSOME SINGLE-GAME HIGHS</b>	
Tackles:	8 at TEN (12/28/14)
Sacks:	2.0, two times (Last at TEN 12/28/14)
FF:	1, three times (Last at TEN 12/28/14)
FR:	0



**2014 GAME-BY-GAME STATISTICS**

Date/Opp.	GP	GS	Solo	Asst.	Total	Sacks	PD	FF	FR	INT	Yds	Avg.	LG	TD
9/7 @ DEN	1	0	0	0	0	0.0	0	0	0	0	0	0.0	0	0
9/15 vs. PHI	1	0	0	0	0	0.0	0	0	0	0	0	0.0	0	0
9/21 @ JAX	1	0	0	2	2	0.0	0	0	0	0	0	0.0	0	0
9/28 vs. TEN	1	0	0	0	0	0.0	0	0	0	0	0	0.0	0	0
10/5 vs. BAL	1	0	0	0	0	0.0	0	0	0	0	0	0.0	0	0
10/9 @ HOU	1	0	1	0	1	1.0	0	0	0	0	0	0.0	0	0
10/19 vs. CIN	1	0	1	0	1	0.0	0	0	0	0	0	0.0	0	0
10/26 @ PIT	1	0	3	1	4	0.0	0	0	0	0	0	0.0	0	0
11/3 @ NYG	1	0	7	0	7	2.0	0	1	0	0	0	0.0	0	0
11/16 vs. NE	1	0	0	0	0	0.0	0	0	0	0	0	0.0	0	0
11/23 vs. JAX	1	0	0	1	1	0.0	0	0	0	0	0	0.0	0	0
11/30 vs. WAS	1	0	4	0	4	1.5	0	1	0	0	0	0.0	0	0
12/7 @ CLE	1	0	0	1	1	0.0	0	0	0	0	0	0.0	0	0
12/14 vs. HOU	1	0	1	1	2	0.0	0	0	0	0	0	0.0	0	0
12/21 @ DAL	1	0	2	1	3	0.0	0	0	0	0	0	0.0	0	0
12/28 @ TEN	1	1	7	1	8	2.0	0	1	0	0	0	0.0	0	0
<b>2014 TOTALS</b>	<b>16</b>	<b>1</b>	<b>26</b>	<b>8</b>	<b>34</b>	<b>6.5</b>	<b>0</b>	<b>3</b>	<b>0</b>	<b>0</b>	<b>0</b>	<b>0.0</b>	<b>0</b>	<b>0</b>

**2014 POSTSEASON GAME-BY-GAME STATISTICS**

Date/Opp.	GP	GS	Solo	Asst.	Total	Sacks	PD	FF	FR	INT	Yds	Avg.	LG	TD
1/4 vs. CIN	1	0	1	0	1	0.0	0	0	0	0	0	0.0	0	0
1/11 @ DEN	1	0	2	1	3	1.0	0	1	0	0	0	0.0	0	0
1/18 @ NE														
<b>2014 TOTALS</b>	<b>2</b>	<b>0</b>	<b>3</b>	<b>1</b>	<b>4</b>	<b>1.0</b>	<b>0</b>	<b>1</b>	<b>0</b>	<b>0</b>	<b>0</b>	<b>0.0</b>	<b>0</b>	<b>0</b>

**CAREER REGULAR SEASON STATISTICS**

Year	GP	GS	Solo	Asst.	Total	Sacks	PD	FF	FR	INT	Yds	Avg.	LG	TD
2014 IND	16	1	26	8	34	6.5	0	3	0	0	0	0.0	0	0
<b>TOTAL</b>	<b>16</b>	<b>1</b>	<b>26</b>	<b>8</b>	<b>34</b>	<b>6.5</b>	<b>0</b>	<b>3</b>	<b>0</b>	<b>0</b>	<b>0</b>	<b>0.0</b>	<b>0</b>	<b>0</b>

**CAREER POSTSEASON STATISTICS**

Year	GP	GS	Solo	Asst.	Total	Sacks	PD	FF	FR	INT	Yds	Avg.	LG	TD
2014 IND	2	0	3	1	4	1.0	0	1	0	0	0	0.0	0	0
<b>TOTAL</b>	<b>2</b>	<b>0</b>	<b>3</b>	<b>1</b>	<b>4</b>	<b>1.0</b>	<b>0</b>	<b>1</b>	<b>0</b>	<b>0</b>	<b>0</b>	<b>0.0</b>	<b>0</b>	<b>0</b>

**ADDITIONAL STATISTICS:** Blocked a punt by quarterback Ben Roethlisberger at Pittsburgh (10/26/14).



**HAKEEM NICKS**  
**Wide Receiver 6-1 208 North Carolina**  
**NFL Exp: 6 (1st Year with Colts)**  
**How Acquired: UFA – 2014 (NYG)**  
**Born: 1/14/88**  
**GP/GS (Postseason): 86/65 (6/4)**

**14**



**CAREER TRANSACTIONS:**

- Signed by the Colts as an unrestricted free agent on March 14, 2014.
- Selected by the New York Giants in the first round (29th overall) of the 2009 NFL Draft.

**PRO CAREER:**

- His 27 touchdown receptions with the New York Giants place him in a five-way tie for 11th place in Giants history.
- Was named NFL Offensive Rookie of the Month for October of 2009.
- Has caught four postseason touchdowns, which ranks second in Giants history.
- Posted a career-high 11 touchdown receptions in 2010, which is fifth-best in Giants history.
- Tallied 444 postseason receiving yards en route to the Giants 2011 Super Bowl XLVI victory. The total is good for the second-most all-time.
- Topped 5,000 career receiving yards in the 2014 season finale at Tennessee on December 28, 2014.

**2014 (COLTS):**

- Made his Colts debut in the team's Week 1 regular season opener at Denver (9/7). Caught five passes for 36 yards and one touchdown. The score, which came in the fourth quarter and cut the Broncos lead to seven points, was his first since December 9, 2012.
- Started at wide receiver in a Week 2 loss against Philadelphia (9/15) and caught one pass for a loss of four yards.
- In a Week 3 victory at Jacksonville (9/21), caught four passes for 50 yards and one touchdown. Posted a long reception of 29 yards.
- Started at wide receiver in a Week 4 victory against Tennessee (9/28) and finished with two catches for 12 yards.
- Caught three passes for 29 yards and a long reception of 16 yards in the team's Week 5 win against Baltimore (10/5).
- In a Week 6 victory at Houston (10/9), started at wide receiver and compiled two receptions for 18 yards with a long catch of 12 yards.
- Was targeted one time in a Week 7 win against Cincinnati (10/19), but did not finish with a catch.
- Made his fourth start of the season at wide receiver in a Week 8 loss at Pittsburgh (10/26). Caught one pass for a 27-yard gain.
- Started at wide receiver in a Week 9 victory at the New York Giants (11/3) and caught three passes for 44 yards with a long reception of 22 yards.
- In a Week 11 loss against New England (11/16), caught two passes for 15 yards and one touchdown. His first catch of the game in the second quarter was a 10-yard score, which cut New England's lead to 14-10. It was his third touchdown of the season and the 30th of his career.
- Started at wide receiver in a Week 12 win against Jacksonville (11/23) and finished with one catch for 16 yards.
- In a Week 13 victory against Washington (11/30), participated at wide receiver, but did not record a catch in the game.
- Was targeted twice in a Week 14 win at Cleveland (12/7), but did not finish with a catch.
- Caught two passes for 44 yards and one touchdown in a Week 15 victory against Houston (12/14). Tied the game at 7-7 with his 26-yard touchdown in the second quarter. The score was his fourth of the season and the 31st of his career.
- In a Week 16 loss at Dallas (12/21), caught nine passes for 72 yards with a long reception of 21 yards. His reception and yardage totals were both season highs.
- Caught three passes for 46 yards and topped 5,000 receiving yards for his career in a Week 17 win at Tennessee (12/28).
- In the team's AFC Wild Card Playoff win against Cincinnati (1/4/15), caught three passes for 59 yards, including a long reception of 45 yards. He topped 500 receiving yards for his postseason career (503).
- Caught two passes for 24 yards and one touchdown in the team's AFC Divisional Playoff victory at Denver (1/11/15). His first reception went for a nine-yard first down in the first quarter. His second catch was a 15-yard touchdown that gave the Colts a 21-10 advantage in the third quarter. The score was his first of the postseason this year and the fifth of his career.

**2013 (GIANTS):**

- Started all 15 games in which he participated, accumulating 896 yards on 56 receptions with a team-high average of 16.0 yards per reception.
- Produced three 100-yard receiving games, giving him 16 total for his career.
- Recorded four catches for 114 yards, with a long of 57 yards in a Week 1 loss at Dallas (9/8). Was part of the first trio in Giants history to have more than 100 receiving yards (Victor Cruz 118, Nicks 114, Rueben Randle 101) in the same game.
- Tallied a season-high 142 yards on nine receptions against Philadelphia (10/6). Both totals were game-highs.
- Passed Bob Tucker for ninth on the Giants all-time receiving yards list with 4,380 total yards in a Week 12 win against Washington (12/1). Finished the game with two catches for 34 yards.
- Posted 135 yards on five receptions in a Week 13 loss to San Diego (12/8). Averaged a game-high 27.0 yards per reception.

**2012 (GIANTS):**

- Played in 13 games with 11 starts and caught 53 passes for 692 yards (13.1 avg.) a long reception of 50 yards and three touchdowns.
- Named NFC Offensive Player of the Week for his 10-catch 199-yard performance against Tampa Bay (9/16). Also caught one touchdown pass. The 199 yards were the sixth-highest total in franchise history and the most by a Giants receiver since Plaxico Burress had 204 yards in 2005.
- Caught nine passes for 75 yards at Cincinnati (11/11).
- Scored a touchdown against Green Bay (11/25) to go along with 77 yards on five receptions.
- Amassed 67 yards and a touchdown on four receptions against New Orleans (12/9).
- When he didn't catch a pass against Baltimore (12/23), it ended his streak of catching at least one pass in 53 consecutive games in which he had played.

**2011 (GIANTS):**

- Started all 15 regular season games and four postseason games in which he played.

<b>NICKS SINGLE-GAME HIGHS</b>	
Rec:	12 at HOU (10/10/10)
Yards:	199 vs. TB (9/16/12)
TDs:	3 vs. CAR (9/12/10)
LG:	68t vs. PHI (12/13/09)

- Finished second on the team with 76 catches for a career-high 1,192 yards while adding seven touchdowns. The 76 catches tied for the fifth-highest total in Giants history.
- Became third receiver in Giants history with at least two consecutive 1,000-yard seasons, joining Del Shofner (1961-63) and Amani Toomer (1999-2001).
- Teamed with Victor Cruz (1,536) to give Giants two 1,000-yard receivers for the first time in franchise history.
- Led the Giants in all three major receiving categories in the postseason, including catches (28), yards (444), and touchdowns (four). The 28 catches were the highest total by a Giant in a single postseason.
- Averaged 15.9 yards-per-catch in the postseason, the highest ever by a Giant with at least 15 receptions.
- Opened the season with seven catches for 122 yards at Washington (9/11).
- Scored his first touchdown of the season on a three-yard pass from Eli Manning against St. Louis (9/19).
- Caught 10 passes for 162 yards, including the game-winning 29-yard touchdown with 2:39 remaining at Arizona (10/2).
- Totaled two touchdown receptions to go along with 88 yards on seven catches against Green Bay (12/14).
- Reached a season-high 163 yards at Dallas (12/11) off of eight catches.
- Amassed 76 yards and a touchdown on five catches in the Giants NFC East-clinching victory over Dallas (1/1/12).
- Had six receptions for 115 yards, including touchdowns of four and 72 yards, in an NFC Wild Card Game against Atlanta (1/8/12). His 100-yard game was the first by a Giants receiver in the postseason since the 2007 NFC Championship Game when Plaxico Burress had 151 yards on 11 catches. The 72-yard touchdown reception is tied for the longest postseason play in Giants history.
- Caught seven passes for 175 yards and two touchdowns in the NFC Divisional Playoff Game at Green Bay (1/15/12). The 165 receiving yards are the second highest total by a Giant in a postseason game, trailing only Bob Schnelker with 175 yards in 1959. Averaged 23.5 yards-per-catch, which was the highest ever by a Giant with more than four receptions in a postseason game.
- Caught 10 passes for 109 yards against New England (2/5/12) in a Super Bowl XLVI victory. Both totals are Giants Super Bowl records.

#### 2010 (GIANTS):

- Had team-high totals of 79 receptions and 1,052 yards. The 79 receptions were good enough for seventh in the NFC and 12th in the NFL. The totals are also good enough for third all-time in Giants history.
- Became the 10th player in Giants history with 1,000 receiving yards in a season.
- Totaled 11 touchdown receptions, tying Del Shofner (1961) for third-highest total in Giants history.
- Became the first Giants receiver to hit double-digit touchdown receptions since Plaxico Burress in 2007.
- Caught three touchdown passes in a Week 1 win over Carolina (9/12), the first multiple-touchdown game of his career. Finished with four catches for 75 yards.
- Caught a touchdown pass in loss to Indianapolis (9/19) to go with two catches for 38 yards.
- Recorded 12 receptions at Houston (10/10), which tied the Giants record for catches in a game by a wide receiver. He also caught two touchdown passes to go along with 130 yards.
- Returned a punt for the second time in his career with a 14-yard return against Green Bay (12/26).

#### 2009 (GIANTS):

- Caught six touchdown passes, the most by a Giants rookie since Bobby Johnson in 1984.
- Amassed 790 yards on 47 catches, both good for the third highest totals from a Giants rookie.
- Was named NFL Offensive Rookie of the Month for October 2009.
- His 790 receiving yards tied for the most among NFL rookies.
- Scored a touchdown in four consecutive games, becoming the first Giants rookie to do so since Bob Gaiters in 1961, and the first NFL rookie to do so since Buffalo's Lee Evans in 2004.
- Recorded his first NFL catch against Washington (9/13) on an 11-yard screen pass. He finished the game with two receptions for 18 yards.
- Caught his first NFL touchdown against Kansas City (10/4). The touchdown came on 54-yard screen pass.
- Tallied the first 100-yard receiving game of his career against New Orleans (10/18). He finished the game with 114 yards on five receptions.
- Achieved his second 100-yard receiving game against Philadelphia (12/13). He finished the game with four receptions for 110 yards.

#### COLLEGE:

- Was a First Team All-ACC selection in 2008 as a junior at North Carolina.
- Caught at least one pass in 26-straight games. Finished his college career with a catch in 35-of-36 career games.
- Has the most career receptions (181) and the most touchdown receptions (21) in UNC school history. His 181 receptions are good enough for 13th all-time in Atlantic Coast Conference history.
- Started all 36 games he played for at UNC and led the team in receptions in each of his three seasons.
- Was the first UNC underclassman to declare for the NFL draft since defensive end Julius Peppers (2001).
- Was the first player in UNC history to gain over 1,000 receiving yards in a season with 1,222 yards on 68 catches in 2008.
- Had 217 receiving yards in the Meineke Car Care Bowl, good for the second-most all-time.

#### PERSONAL:

- Attended Independence High School in Charlotte, N.C. where he was ranked as the eighth-best player in North Carolina and the 22nd-best wide receiver in the country by *SuperPrep* as a senior.
- Named MVP of the Class 4-AA state championship game after leading Independence (15-0) to a 38-19 win over New Bern with eight catches for 205 yards and two touchdowns.
- Was undefeated throughout his high school career.
- Was the North Carolina AP All-State and *Charlotte Observer* Offensive Player of the Year.
- Rated as the fourth-best North Carolina prospect by *Rivals.com*.
- Played on North Carolina's Shrine Bowl team where he caught three passes for 42 yards and a touchdown.
- Named the 2013 Giants Hometown Hero by the United Way of New York City for his outstanding commitment to the community.
- Hosted a charity dinner benefiting Helping Hands charity.
- Majored in general studies.
- A native of Philadelphia.

**2014 GAME-BY-GAME STATISTICS**

Date/Opp.	RECEIVING						RUSHING					
	GP	GS	No.	Yards	Avg.	LG	TD	No.	Yards	Avg.	LG	TD
9/7 @ DEN	1	0	5	36	7.2	13	1	0	0	0.0	0	0
9/15 vs. PHI	1	1	1	-4	-4.0	-4	0	0	0	0.0	0	0
9/21 @ JAX	1	0	4	50	12.5	29	1	0	0	0.0	0	0
9/28 vs. TEN	1	1	2	12	6.0	8	0	0	0	0.0	0	0
10/5 vs. BAL	1	0	3	29	9.7	16	0	0	0	0.0	0	0
10/9 @ HOU	1	1	2	18	9.0	12	0	0	0	0.0	0	0
10/19 vs. CIN	1	0	0	0	0.0	0	0	0	0	0.0	0	0
10/26 @ PIT	1	1	1	27	27.0	27	0	0	0	0.0	0	0
11/3 @ NYG	1	1	3	44	14.7	22	0	0	0	0.0	0	0
11/16 vs. NE	1	0	2	15	7.5	10t	1	0	0	0.0	0	0
11/23 vs. JAX	1	1	1	16	16.0	16	0	0	0	0.0	0	0
11/30 vs. WAS	1	0	0	0	0.0	0	0	0	0	0.0	0	0
12/7 @ CLE	1	0	0	0	0.0	0	0	0	0	0.0	0	0
12/14 vs. HOU	1	0	2	44	22.0	26t	1	0	0	0.0	0	0
12/21 @ DAL	1	0	9	72	8.0	21	0	0	0	0.0	0	0
12/28 @ TEN	1	0	3	46	15.3	21	0	0	0	0.0	0	0
<b>2014 TOTALS</b>	<b>16</b>	<b>6</b>	<b>38</b>	<b>405</b>	<b>10.7</b>	<b>29</b>	<b>4</b>	<b>0</b>	<b>0</b>	<b>0.0</b>	<b>0</b>	<b>0</b>

**2014 POSTSEASON GAME-BY-GAME STATISTICS**

Date/Opp.	RECEIVING						RUSHING					
	GP	GS	No.	Yards	Avg.	LG	TD	No.	Yards	Avg.	LG	TD
1/4 vs. CIN	1	0	3	59	19.7	45	0	0	0	0.0	0	0
1/11 @ DEN	1	0	2	24	12.0	15t	1	0	0	0.0	0	0
1/18 @ NE												
<b>2014 TOTALS</b>	<b>2</b>	<b>0</b>	<b>5</b>	<b>83</b>	<b>16.6</b>	<b>45</b>	<b>1</b>	<b>0</b>	<b>0</b>	<b>0.0</b>	<b>0</b>	<b>0</b>

**CAREER REGULAR SEASON STATISTICS**

Year	RECEIVING						RUSHING					
	GP	GS	No.	Yards	Avg.	LG	TD	No.	Yards	Avg.	LG	TD
2014 IND	16	6	38	405	10.7	29	4	0	0	0.0	0	0
2013 NYG	15	15	56	896	16.0	57	0	0	0	0.0	0	0
2012 NYG	13	11	53	692	13.1	50	3	0	0	0.0	0	0
2011 NYG	15	15	76	1,192	15.7	68	7	0	0	0.0	0	0
2010 NYG	13	12	79	1,052	13.3	46t	11	0	0	0.0	0	0
2009 NYG	14	6	47	790	16.8	68t	6	2	8	4.0	9	0
<b>TOTAL</b>	<b>86</b>	<b>65</b>	<b>349</b>	<b>5,027</b>	<b>14.4</b>	<b>68t</b>	<b>31</b>	<b>2</b>	<b>8</b>	<b>4.0</b>	<b>9</b>	<b>0</b>

**CAREER POSTSEASON STATISTICS**

Year	RECEIVING						RUSHING					
	GP	GS	No.	Yards	Avg.	LG	TD	No.	Yards	Avg.	LG	TD
2014 IND	2	0	5	83	16.6	45	1	0	0	0.0	0	0
2011 NYG	4	4	28	444	15.9	72t	4	0	0	0.0	0	0
<b>TOTAL</b>	<b>6</b>	<b>4</b>	<b>33</b>	<b>527</b>	<b>16.0</b>	<b>72t</b>	<b>5</b>	<b>0</b>	<b>0</b>	<b>0.0</b>	<b>0</b>	<b>0</b>

**ADDITIONAL STATISTICS:** Two kickoff returns for 30 yards (15.0 average) and a long return of 16 yards.





## XAVIER NIXON

Tackle 6-6 330 Florida

NFL Exp: 2 (2nd Year with Colts)

How Acquired: FA – 2013

Born: 9/17/90

GP/GS (Postseason): 8/2 (2/0)

# 71



### CAREER TRANSACTIONS:

- Signed to the Colts active roster from the practice squad on December 3, 2013.
- Signed to the Colts practice squad on October 29, 2013.
- Waived by the Colts on October 28, 2013.
- Signed by the Colts from the Washington Redskins practice squad on September 24, 2013.
- Signed to the Redskins practice squad on September 1, 2013.
- Waived by Washington on August 31, 2013.
- Originally signed by the Redskins as an undrafted free agent on May 2, 2013.

### 2014 (COLTS):

- Placed on Injured Reserve (Designated for Return) on September 2.
- Activated from Injured Reserve on November 4, 2014.
- Was listed as inactive for a Week 11 loss against New England (11/16).
- Helped the offense total 389 yards of net offense in a Week 12 victory against Jacksonville (11/23). The team's 175 rushing yards is the highest total this season and the most dating back to a Sept. 22, 2013 win at San Francisco (184).
- Listed as inactive for a Week 13 win against Washington (11/30).
- Was inactive for a Week 14 victory at Cleveland (12/7).
- Saw action in tackle-eligible plays on the offense in a Week 15 win against Houston (12/14).
- Started his first game of the season at right tackle in a Week 16 loss at Dallas (12/21). Helped the offense generate 235 gross passing yards, which set a franchise record for the most gross passing yards in a single season in franchise history.
- Participated on special teams in a Week 17 victory at Tennessee (12/28).
- Listed as inactive for the team's AFC Wild Card Playoff win against Cincinnati (1/4/15).
- Was inactive for the team's AFC Divisional Playoff victory at Denver (1/11/15).

### 2013 (REDSKINS/COLTS):

- Spent the first three weeks of the regular season on the Washington practice squad.
- Was signed by the Colts to the active roster from the Redskins practice squad on September 24, 2013.
- Competed on the offensive line in his first career NFL contest during a Week 14 loss at Cincinnati (12/8). Assisted the Colts offense in totaling 389 net yards and blocked for quarterback Andrew Luck who threw for 326 yards and four touchdowns.
- In a Week 15 victory against Houston (12/15), filled in at right guard for an injured Joe Reitz and was part of an offensive line that opened rushing lanes for the Colts to total 152 yards. Also provided time for quarterback Andrew Luck to throw for 180 yards and two touchdowns.
- Made his first career NFL start filling in for an injured Hugh Thornton at left guard in a Week 16 victory at Kansas City (12/22). Opened lanes for the Colts to total 135 rushing yards, the team's 10th 100-plus-yard performance of the season. Also blocked for quarterback Andrew Luck to throw for 241 yards and one touchdown.
- Was part of an offensive line that helped the Colts tally 379 yards of total net offense in a Week 17 victory against Jacksonville (12/29). Also saw action on special teams.
- Was active, but did not participate in the team's Wild Card Playoff win against Kansas City (1/4/14).
- Competed in his first career postseason contest, seeing action on special teams during the Colts' Divisional Playoff loss at New England (1/11/14).

### COLLEGE:

- Appeared in 46 games (33 starts) on the offensive line at the University of Florida.
- As a senior in 2012, earned All-SEC honors after playing 11 games with eight consecutive starts at left tackle.
- In 2011, started nine games at left tackle and helped lead the Gators to a victory over Ohio State in the TaxSlayer.com Gator Bowl.
- In 2010, appeared in 12 games with eight starts at right tackle.
- In 2009, was a member of an offense that was ranked No. 3 in the nation in yards per carry (5.59), yards per play (6.97) and total yards (6,410).
- Earned freshman All-America recognition from *CollegeFootballNews.com* and a selection to the SEC All-Freshman team.
- Became the first true freshman to start at left tackle since Reggie Green in 1992 for Florida.

### PERSONAL:

- Attended Jack Britt High School in Fayetteville, N.C. and helped lead his team to the Class 4-AA state championship game as a senior.
- Played on the offensive line and collected 50 tackles on defense.
- Was named the High School Maxwell Award winner among offensive linemen and earned all-state first-team honors.
- In 2008, was a First Team All-America choice by EA Sports and *Parade Magazine*.
- Was selected as the Cape Fear Region Player of the Year and was the North Carolina ESPN Rise Gatorade Football Player of the Year.
- Was named a four-star recruit, the No. 3 offensive lineman and the No. 2 player from North Carolina according to *Rivals.com*.
- Played in the U.S. Army All-American Bowl.
- In 2007 was an Associated Press All-State selection.
- Volunteered at the team's Million Meal Marathon.
- A native of Fayetteville, N.C.

### CAREER GP/GS (POSTSEASON):

2014 IND: 4/1 (0/0)

2013 WAS/IND: 4/1 (2/0)

TOTAL: 8/2 (2/0)



## MATT OVERTON

Long Snapper 6-1 241 Western Washington

NFL Exp: 3 (3rd Year with Colts)

How Acquired: FA – 2012

Born: 7/6/85

GP/GS (Postseason): 48/0 (5/0)

# 45



### CAREER TRANSACTIONS:

- Signed as a free agent by the Colts on April 2, 2012.
- Signed by the Omaha Nighthawks of the United Football League in 2010.
- Released by the Seattle Seahawks prior to the start of the 2010 regular season.
- Signed by Seattle as a free agent on February 10, 2010.
- Signed by the Florida Tuskers of the UFL in 2009.
- Signed by the Tri-Cities Fever of the af2 in 2008.
- Released by the Seahawks prior to the start of the 2007 regular season.
- Originally signed by Seattle as an undrafted free agent in 2007.

### PRO CAREER:

- Was selected to his first Pro Bowl at the conclusion of the 2013 season.
- Has competed in all 48 games he has played in for the Colts.

### 2014 (COLTS):

- In the team's Week 1 contest at Denver (9/7), handled snapping duties for Pat McAfee to average 49.8 yards per punt, as well as an Adam Vinatieri field goal and three extra points. Also contributed with one special teams tackle.
- Snapped for punter Pat McAfee to record his second highest single-game average (55.3) in a Week 2 contest against Philadelphia (9/15). Also snapped for kicker Adam Vinatieri's two field goals and three extra points while adding one special teams tackle.
- In a Week 3 victory at Jacksonville (9/21) handled long snapping duties for Adam Vinatieri to convert 3-of-3 field goals and all five extra point attempts. Also snapped for Pat McAfee to register two punts for a 53.5-yard average.
- Handled snapping duties for Adam Vinatieri's two field goals and five extra points in a Week 4 victory against Tennessee (9/28). Also snapped for punter Pat McAfee who averaged 42.0 yards on four kicks with a long punt of 60 yards.
- In a Week 5 win against Baltimore (10/5) successfully snapped for Adam Vinatieri's two field goals and two extra points. Also snapped for Pat McAfee to record three punts for a 47.7 average.
- In a Week 6 victory at Houston (10/9), handled snapping duties for Adam Vinatieri to convert two field goals and three extra points as he moved into fourth place in NFL history in career points scored. Also snapped for Pat McAfee to notch four punts for a 39.8 average.
- Served as the long snapper in a Week 7 win against Houston (10/19) and snapped for Adam Vinatieri to split the uprights on 2-of-2 field goals and all three extra points. Also snapped for Pat McAfee to record six punts for a 48.0 average and tallied one tackle on special teams.
- In a Week 8 loss at Pittsburgh (10/26), handled snapping duties for Adam Vinatieri's two field goals and four extra points. Also snapped for Pat McAfee to record three punts for a 51.0 average. Posted two tackles on special teams.
- Was the long snapper for Adam Vinatieri's four field goal and four extra point conversions in a Week 9 victory at the New York Giants (11/3). Also snapped for punter Pat McAfee who totaled six punts for a 40.0 average while pinning three punts inside the 20-yard line.
- Handled snapping duties for Adam Vinatieri's two field goals and two extra points in a Week 11 loss against New England (11/16). Vinatieri set an NFL record with his 17th career 100-point season and remained perfect on the year in field goals and extra points. Snapped for punter Pat McAfee to record a career-best 56.7 average on three kicks. Tied for the team lead with two special teams tackles.
- Served as the long snapper for Adam Vinatieri who converted all three field goal attempts and both extra points in a Week 12 win against Jacksonville (11/23). Also snapped for punter Pat McAfee who registered three kicks for a 48.7 average and added one special teams tackle.
- Was the long snapper for a Week 13 victory against Washington (11/30). Snapped for Pat McAfee who tallied three punts for a 46.0 average. Also snapped for Adam Vinatieri's single-game career-high seven extra points.
- Served as the long snapper for Adam Vinatieri's two field goals and one extra point in a Week 14 win at Cleveland (12/7). Also snapped for Pat McAfee to record seven punts for a 47.0 average with a long kick of 59 yards and two punts pinned inside the 20-yard line.
- In a Week 15 victory against Houston (12/14), was the long snapper for Adam Vinatieri's 29-yard fourth quarter field goal and two extra points. Snapped for Pat McAfee to total seven punts for a 46.4 average, including four punts pinned inside the 20-yard line.
- Was the long snapper for a Week 16 loss at Dallas (12/21). Snapped for Pat McAfee who averaged 46.4 yards per punt and for Adam Vinatieri who converted his lone extra point attempt.
- Handled snapping duties for Adam Vinatieri to convert 2-of-3 field goals and all three extra points in a Week 17 win at Tennessee (12/28). Also snapped for Pat McAfee who finished with a 40.6 average on five punts as well as three kicks pinned inside the 20-yard line.
- In the team's AFC Wild Card Playoff win against Cincinnati (1/4/15), handled snapping duties for Adam Vinatieri's four field goals and two extra points. Snapped for Vinatieri to convert a 53-yard field goal in the fourth quarter, the longest kick in Colts postseason history. Also handled long snapping duties for punter Pat McAfee to record four punts for a 51.5 average. It was the third-best average for a postseason game in team history as McAfee also registered the longest punt in a postseason game in team history (68 yards).
- Handled snapping duties for Adam Vinatieri's field goal and three extra points and Pat McAfee's four punts in the team's AFC Divisional Playoff victory at Denver (1/11/15).

### 2013 (COLTS):

- Competed in all 16 games and served as the long snapper for punter Pat McAfee who averaged 46.0 yards per punt and kicker Adam Vinatieri who converted 35-of-40 field goals and all 34 extra point attempts. Also added five special teams tackles.
- Named to the Pro Bowl for the first time in his career.
- Handled snapping duties for Colts kicker Adam Vinatieri to convert 2-of-3 field goal attempts and two extra points against Miami (9/15) in Week 2. Also snapped to punter Pat McAfee who totaled a 51.5 average and a long punt of 60 yards on four kicks.
- In a Week 3 victory at San Francisco (9/22), handled snapping duties for kicker Adam Vinatieri to convert 2-of-3 field goals (41 and 43 yards) while adding three extra points. Also snapped for punter Pat McAfee to average 48.0 yards per punt on four kicks while pinning

three punts inside the 20-yard line.

- Snapped for kicker Adam Vinatieri who converted all three of his field goal attempts in a Week 6 loss at San Diego (10/14). Vinatieri split the uprights from 30, 50 and 51 yards. Also handled snapping duties for punter Pat McAfee to average 40.6 yards on five kicks, including two which were pinned inside the 20-yard line.
- Assisted punter Pat McAfee in setting a franchise record with six punts placed inside the 20-yard line while averaging 48.9 yards per kick in a Week 7 win against Denver (10/20). Also handled snapping duties for kicker Adam Vinatieri to split the uprights on all three of his field goals and all four extra points.
- Handled snapping duties for kicker Adam Vinatieri to split the uprights on all three field goals and all three extra points in a Week 11 victory at Tennessee (11/14). Also snapped for punter Pat McAfee who finished with three punts for a 37.0 average.
- In a Week 13 victory against Tennessee (12/1), handled long snapping duties for kicker Adam Vinatieri's five field goals and one extra point. Also snapped for punter Pat McAfee who netted five punts for a 45.4 average. Contributed with one special teams tackle.
- Handled snapping duties for kicker Adam Vinatieri to split the uprights on 3-of-4 field goal attempts and two extra points in a Week 16 victory at Kansas City (12/22). Also snapped for punter Pat McAfee who logged four kicks for a 50.3 average.
- In a Week 17 win against Jacksonville (12/29), snapped for kicker Adam Vinatieri who converted 3-of-3 field goals and three PATs for 12 points. Vinatieri surpassed 2,000 career points as well as moving into fifth place on the NFL's all-time scoring list. Also handled snapping duties for punter Pat McAfee who averaged 47.4 yards on five punts while setting a franchise record with his 27th punt pinned inside the 20-yard line.
- Handled snapping duties during the team's Wild Card victory against Kansas City (1/4/14). Snapped for kicker Adam Vinatieri to convert one field goal and six extra points. Also snapped for punter Pat McAfee to record one punt for 51 yards.
- During the team's Divisional Playoff loss at New England (1/11/14), handled snapping duties for kicker Adam Vinatieri to convert 2-of-2 field goals and two extra points. Also snapped for punter Pat McAfee, who logged a 51.8 average on five punts. Contributed with one tackle on special teams.

#### 2012 (COLTS):

- Appeared in all 16 games and finished third on the team with nine special teams tackles (six solo).
- Snapped for kicker Adam Vinatieri to convert 26-of-33 field goals and all 37 extra point attempts.
- Snapped for punter Pat McAfee to set franchise single-season records in gross punting average (48.2), net punting average (40.3), punts inside the 20 (26) and 50.0-yard gross average games (five).
- In his first career playoff game, handled snapping duties for punter Pat McAfee to average 48.5 yards per punt, which included a long kick of 53 yards at Baltimore (1/6/13). Also snapped for kicker Adam Vinatieri to convert three-of-four field goals accounting for the team's nine points in the loss.

#### 2010 (OMAHA Nighthawks, UFL):

- As a member of the Omaha Nighthawks, was named to the United Football League's top 10 players list in 2010 earning the recognition as the league's best long snapper.
- Helped the team win three of their first four games as an expansion team in 2010.

#### 2009 (FLORIDA TUSKERS, UFL):

- With the Florida Tuskers, was part of a team that recorded a perfect 6-0 record while reaching the UFL Championship Game.

#### 2008 (TRI-CITIES FEVER, IFL):

- Was part of a Tri-Cities Fever team that won four games and finished fifth in the NC West.

#### 2007:

- Was signed by the Seattle Seahawks as an undrafted free agent, but was released prior to the start of the regular season.

#### COLLEGE:

- Was a team captain and two-year starter at defensive end and long snapper for Western Washington.
- Finished his collegiate career with 5.0 sacks, 7.5 tackles for loss, one interception, one forced fumble and seven passes defended.
- Attended Diablo Valley College from 2003-04 before transferring to Western Washington.

#### PERSONAL:

- Attended Tracy (Calif.) High School.
- Was an Honorable Mention San Joaquin Athletic Association All-Star as a senior.
- Started and lettered two years as an offensive guard while serving as a co-captain as a senior.
- Also lettered one year in golf and baseball.
- Founder/President of Pros 2 Youth, a non-profit organization based in his hometown of Tracy, Calif.
- Co-owner of Led By Pros Youth Football Academy in Omaha, Neb. with Maurice Clarett.
- Grandson of Washington State Hall of Fame Football Coach Paul Wallrof.
- Father, Tom Overton, played college football at Cal-State Hayward. Son of Lisa Blair and has two siblings, Stefan and Nicole Overton.
- Has volunteered at several functions, including the United Way Cold Feet Warm Shoes event, Horseshoe Helpings, Million Meal Marathon, Hometown Huddle, Pamper Her Pink Dinner and the Colts annual playground build.
- Makes several visits to patients at Riley Hospital and was a guest at the Race for Riley event.
- Provided a once in a lifetime experience for Riley Hospital children by supplying suite tickets and limo transportation to a Justin Bieber concert in Indianapolis.
- Served as the emcee for the Bulter University Dance Marathon, benefitting Riley Hospital.
- Read to students at the Colts Day in Schools event and visited kids at Guion Creek Elementary School and Greenfield Central High School.
- Was a speaker at an NFL PLAY 60 Super School Visit at Brownsburg West Middle School.
- An advocate for the Taco Bell Foundation for teens.
- A morning show personality on 95.5 WFMS The Country Station.
- A native of Tracy, Calif.

#### CAREER GP/GS (POSTSEASON):

2014 IND: 16/0 (2/0)

2013 IND: 16/0 (2/0)

2012 IND: 16/0 (1/0)

TOTAL: 48/0 (5/0)

SPECIAL TEAMS TACKLES: 20 (2014 - 6, 2013 - 5 (Postseason: 1), 2012 - 9)



**JERIS PENDLETON**  
**Defensive Tackle 6-2 323 Ashland**  
**NFL Exp: 2 (1st Year with Colts)**  
**How Acquired: FA – 2013**  
**Born: 11/7/83**  
**GP/GS (Postseason): 5/0 (2/0)**

**61**



**CAREER TRANSACTIONS:**

- Signed to the Colts active roster from the practice squad on December 26, 2013.
- Signed to the Colts practice squad on December 4, 2013.
- Released by the Dallas Cowboys on August 26, 2013.
- Signed by the Cowboys on June 12, 2013.
- Released by the Jacksonville Jaguars on May 22, 2013.
- Selected by the Jaguars in the seventh round (228th overall) of the 2012 NFL Draft.

**2014 (COLTS):**

- Placed on Injured Reserve on August 12.

**2013 (COLTS):**

- Made four tackles (two solo) in one regular season game and saw action in both postseason contests, finishing with four tackles and one special teams stop.
- Competed in his first game as a member of the Colts in a Week 17 victory against Jacksonville (12/29). Finished with four tackles in the contest.
- Participated in his first career postseason contest during the team's Wild Card victory against Kansas City (1/4/14) and compiled two tackles.
- In the team's Divisional Playoff loss at New England (1/11/14), totaled two tackles and added one stop on special teams.

**2012 (JAGUARS):**

- Appeared in four games and made one solo tackle.
- Made his NFL debut against the New York Jets (12/9), but did not record any tackles.
- Made his first career tackle at Miami (12/16).

**COLLEGE:**

- Played two seasons at Ashland University, serving as a team captain, and totaled 84 tackles, 11 tackles for loss, 6.0 sacks and three forced fumbles, starting all 22 games.
- As a senior in 2011, earned All-Great Lakes Intercollegiate Athletic Conference first-team honors after tallying 49 tackles, 8.5 tackles for loss, 5.0 sacks and a forced fumble.
- In his first season at Ashland in 2010, started all 11 games and tied for the team lead with two forced fumbles to go along with 35 tackles and 1.0 sack.
- As a sophomore in 2009 at Joliet Junior College, started 10 games and earned All-North Central Community College Conference first-team honors and All-America second-team accolades.
- Was a walk-on at Joliet as a freshman in 2008 and tallied 44 tackles, five tackles for loss and 3.0 sacks.

**PERSONAL:**

- Played tight end and middle linebacker at Dunbar Vocational Career Academy in Chicago, Ill.
- Was inducted into Dunbar's Hall of Fame in 2011.
- He and his wife, Ashanti, have two sons, Jeris Jr. and Jamere.

**CAREER REGULAR SEASON STATISTICS**

Year	GP	GS	Solo	Asst.	Total	Sacks	PD	FF	FR	INT	Yds	Avg.	LG	TD
2014 IND	INJURED RESERVE													
2013 IND	1	0	2	2	4	0.0	0	0	0	0	0	0.0	0	0
2012 JAC	4	0	1	0	1	0.0	0	0	0	0	0	0.0	0	0
<b>TOTAL</b>	<b>5</b>	<b>0</b>	<b>3</b>	<b>2</b>	<b>5</b>	<b>0.0</b>	<b>0</b>	<b>0</b>	<b>0</b>	<b>0</b>	<b>0</b>	<b>0.0</b>	<b>0</b>	<b>0</b>

**CAREER POSTSEASON STATISTICS**

Year	GP	GS	Solo	Asst.	Total	Sacks	PD	FF	FR	INT	Yds	Avg.	LG	TD
2014 IND	INJURED RESERVE													
2013 IND	2	0	2	2	4	0.0	0	0	0	0	0	0.0	0	0
<b>TOTAL</b>	<b>2</b>	<b>0</b>	<b>2</b>	<b>2</b>	<b>4</b>	<b>0.0</b>	<b>0</b>	<b>0</b>	<b>0</b>	<b>0</b>	<b>0</b>	<b>0.0</b>	<b>0</b>	<b>0</b>

**POSTSEASON SPECIAL TEAMS TACKLES:** 1 (2013 - 1)

<b>PENDLETON SINGLE-GAME HIGHS</b>	
Tackles:	4 vs. JAX (12/29/13)
Sacks:	0.0
FF:	0
FR:	0





**SHAUN PHILLIPS**  
**Outside Linebacker 6-3 255 Purdue**  
**NFL Exp: 11 (1st Year with Colts)**  
**How Acquired: W – 2014 (TEN)**  
**Born: 5/13/81**  
**GP/GS (Postseason): 168/121 (13/10)**

**55**



**CAREER TRANSACTIONS:**

- Claimed off waivers (Tennessee) by the Colts on November 26, 2014.
- Waived by the Tennessee Titans on November 25, 2014.
- Signed by Tennessee as an unrestricted free agent on March 27, 2014.
- Signed by the Denver Broncos as an unrestricted free agent on April 27, 2013.
- Originally selected by San Diego in the fourth round (98th overall) of the 2004 NFL Draft.

**PRO CAREER:**

- Totaled at least 7.0 sacks in eight of his first 10 seasons. Since he entered the league in 2004, his 81.5 career sacks rank 12th in the NFL.
- Played in all 16 games for the Broncos in 2013 and led the team with 10.0 sacks while adding five passes defended, two forced fumbles and an interception.
- In 2010, earned his first career Pro Bowl selection after starting all 16 games for the Chargers and topping the double-digit mark in sacks (11.0) for the second time in his career. Was voted as the Chargers Defensive Player of the Year for the league's top-ranked unit.
- Led the NFL with a career-best seven forced fumbles in 2009 while leading San Diego to its fourth consecutive AFC West title.

**2014 (TITANS/COLTS):**

- Totaled 28 tackles (14 solo) including three for a loss, 2.0 sacks and two passes defended in 11 games (one start) with the Titans before being waived on November 25, 2014.
- Claimed off of waivers by the Colts on November 26, 2014.
- In his first game in a Colts uniform, saw action at linebacker and tallied two tackles in a Week 13 victory against Washington (11/30).
- Compiled one tackle in a Week 14 win at Cleveland (12/7). Was part of a defense that limited the Browns to 248 net yards.
- In a Week 15 victory against Houston (12/14), finished with one tackle. Was part of a defense that held the Texans to 289 net yards.
- Totaled two tackles at linebacker and saw action on special teams in a Week 16 loss at Dallas (12/21).
- Notched one tackle in a Week 17 win at Tennessee (12/28). Was part of a defense that held the Titans to 192 net yards.
- Saw action at outside linebacker in the team's AFC Wild Card Playoff win against Cincinnati (1/4/15), but did not finish with a tackle.
- In the team's AFC Divisional Playoff victory at Denver (1/11/15), tallied one quarterback hit and was part of a defense that held the Broncos to 288 net yards.

**2013 (BRONCOS):**

- Played in all 16 games (12 starts) and led the team with 10.0 sacks in his first season with the Broncos.
- Totaled 36 tackles, 13 quarterback hits, five passes defended, one interception and two forced fumbles.
- Started all three postseason games, finishing with eight tackles and 2.0 sacks.
- Against Baltimore (9/5), recorded a game-high 2.5 sacks, including a strip-sack. His 2.5 sacks set a record by a player in his Broncos debut in Denver's season-opening win.
- Against Philadelphia in Week 4 (9/29), contributed with 1.0 sack in the win.
- At Dallas (10/6) in Week 5, sacked Tony Romo twice.
- At Indianapolis (10/20), sacked Andrew Luck and finished with two quarterback hits.
- Against Washington (10/27), intercepted a pass from Kirk Cousins.
- At San Diego (11/10), sacked Philip Rivers for a 10-yard loss in his first game against his former team.
- Against Kansas City (11/17), tied for the club lead with 10 tackles, while adding 1.5 sacks, two tackles for a loss, two quarterback hits and two passes defended.
- Against San Diego (1/12), sacked Philip Rivers twice in the AFC Divisional Playoff Game.

**2012 (CHARGERS):**

- Started all 16 games for the fourth time in his career and led the team with 9.5 sacks for 62.5 yards in addition to 47 tackles, two passes defended, two forced fumbles and three fumble recoveries.
- Against Kansas City (11/1), recovered a fumble in the end zone for the third defensive touchdown of his career.
- At Denver (11/18), sacked quarterback Peyton Manning in the end zone to mark his first career safety.
- At the New York Jets (12/23), posted 2.5 sacks to move past Gary Johnson for second place on the Chargers all-time sack list.

**2011 (CHARGERS):**

- Started all 12 games played and collected 37 tackles, 3.5 sacks for 27.5 yards, two interceptions and six passes defended.
- Was inactive for four games with a foot injury.
- Against Minnesota (9/11), recorded his fifth career interception on the Chargers first defensive play of the season.

**2010 (CHARGERS):**

- Started all 16 games for the third consecutive season and earned his first career Pro Bowl selection after totaling 68 tackles, 11.0 sacks for 71 yards, one interception, seven passes defended and one fumble recovery.
- Voted as the Chargers Defensive Player of the Year for the league's top-ranked unit.
- Against Arizona (10/3), was named AFC Defensive Player of the Week after totaling a career-high 4.0 sacks and returning an interception 31 yards for a touchdown.

**2009 (CHARGERS):**

- Started all 16 regular season games and tallied 71 tackles, 7.0 sacks for 45 yards, four passes defended and an NFL-high and career-best seven forced fumbles.

<b>PHILLIPS SINGLE-GAME HIGHS</b>	
Tackles:	11 vs. OAK (10/14/07)
Sacks:	4.0 vs. ARZ (10/3/10)
FF:	2 at NYG (11/8/09)
FR:	1, 10 times (Last: at NYJ 12/23/12)



- Led the team with his 7.0 sacks and tied for the team lead with 16 quarterback hits to earn Chargers co-Defensive Player of the Year honors.
- At Tennessee (12/25), notched his NFL-leading seventh forced fumble.
- Against the New York Jets (1/17), contributed six solo tackles in AFC Divisional Playoff Game.

#### 2008 (CHARGERS):

- Started all 16 regular season games for the first time in his career and totaled a personal-best 88 tackles to go along with 7.5 sacks, four passes defended, one forced fumble and one fumble recovery.
- Opened both postseason contests and made six tackles.
- Named Chargers Defensive Player of the Month for December after totaling 15 tackles, 3.5 sacks for 15 yards, two passes defended and one forced fumble in four games.

#### 2007 (CHARGERS):

- Started all 15 regular season games played and recorded 87 tackles, 8.5 sacks for 56.5 yards, two interceptions, five passes defended and three forced fumbles.
- Named to the *USA Today* All-Joe Team.
- Started all three playoff games and totaled 24 tackles, one pass defended and one fumble recovery.
- Against Detroit (12/16), registered his first NFL touchdown with an 18-yard interception return for a score.
- At Indianapolis (1/13), contributed with a fourth quarter pass defended on third down in AFC Divisional Playoff Game to prevent a potential game-winning touchdown drive.

#### 2006 (CHARGERS):

- Started all 14 games played and contributed 63 tackles, a career-high 11.5 sacks for 67.5 yards, eight passes defended, four forced fumbles and two fumble recoveries.
- Named to the *USA Today* All-Joe Team in addition to being voted a second alternate for the Pro Bowl.
- Inactive for two weeks with a calf injury.
- At Denver (11/19), recorded a game-clinching strip-sack of quarterback Jake Plummer on the last play of the game to preserve a 35-27 Chargers win.
- Against New England (1/14), totaled three tackles, including a strip-sack of quarterback Tom Brady in San Diego's AFC Divisional Playoff Game.

#### 2005 (CHARGERS):

- Played 15 games with three starts and totaled 20 defensive tackles, 7.0 sacks for 49 yards, two passes defended, three forced fumbles and one fumble recovery.
- Added 15 special teams stops to tie for third on the team.
- Was inactive for one game against the New York Giants (9/25).
- At the New York Jets (11/6), recorded 2.0 sacks and another tackle for a loss.

#### 2004 (CHARGERS):

- Played as a reserve in all 16 regular season games and recorded 18 tackles, 4.0 sacks for 23 yards, one interception, three passes defended and two fumble recoveries.
- Made nine tackles on special teams.
- Against the New York Jets (1/8), shared a nine-yard sack and added a special teams stop in an AFC Wild Card Playoff Game.

#### COLLEGE:

- Finished his collegiate career as Purdue University's all-time leader sacks (33.5) in addition to collecting 231 tackles, 60.5 tackles for a loss and nine forced fumbles.
- Named a Second Team All-America selection and Big Ten Conference Defensive Player of the Year by *College Football News* and was a unanimous first-team all-conference pick following his senior campaign.
- Tabbed as an Honorable Mention All-Big Ten selection in each of his first three seasons for the Boilermakers.

#### PERSONAL:

- Was an all-state and all-city selection in football at Willingboro (N.J.) High School. Played in the New York-New Jersey Governor's Bowl as a senior.
- Also lettered in basketball and track in high school.
- Has served as a fundraiser and spokesperson for the After-School All-Stars, a non-profit organization that designs after-school programs for inner-city youth.
- Works with Popchips and the global charity Free Wheelchair Mission, a faith-based foundation that helps provide wheelchairs for children in third-world countries.
- Participated in a Wall Street internship at the New York Stock Exchange in 2010 as well as the NFL's Business Management and Entrepreneurial Program at the Kellogg School of Management at Northwestern University in 2006.
- Graduated with a degree in restaurant, hotel and institutional management from Purdue in May 2003.
- Born Shaun Jamal Phillips on May 13, 1981 in Philadelphia, Pa.

**2014 GAME-BY-GAME STATISTICS**

Date/Opp.	GP	GS	Solo	Asst.	Total	Sacks	PD	FF	FR	INT	Yds	Avg.	LG	TD
*9/7 @ KC	1	0	2	1	3	0.0	0	0	0	0	0	0.0	0	0
*9/14 vs. DAL	1	1	1	2	3	0.0	0	0	0	0	0	0.0	0	0
*9/21 @ CIN	1	0	0	1	1	0.0	0	0	0	0	0	0.0	0	0
*9/28 @ IND	1	0	1	3	4	0.0	0	0	0	0	0	0.0	0	0
*10/5 vs. CLE	1	0	1	2	3	0.0	1	0	0	0	0	0.0	0	0
*10/12 vs. JAX	1	0	3	1	4	1.0	0	0	0	0	0	0.0	0	0
*10/19 @ WAS	1	0	2	1	3	0.0	0	0	0	0	0	0.0	0	0
*10/26 vs. HOU	1	0	1	0	1	0.0	1	0	0	0	0	0.0	0	0
*11/9 @ BAL	1	0	0	0	0	0.0	0	0	0	0	0	0.0	0	0
*11/17 vs. PIT	1	0	1	1	2	1.0	0	0	0	0	0	0.0	0	0
*11/23 @ PHI	1	0	2	2	4	0.0	0	0	0	0	0	0.0	0	0
11/30 vs. WAS	1	0	1	1	2	0.0	0	0	0	0	0	0.0	0	0
12/7 @ CLE	1	0	1	0	1	0.0	0	0	0	0	0	0.0	0	0
12/14 vs. HOU	1	0	1	0	1	0.0	0	0	0	0	0	0.0	0	0
12/21 @ DAL	1	0	1	1	2	0.0	0	0	0	0	0	0.0	0	0
12/28 @ TEN	1	0	1	0	1	0.0	0	0	0	0	0	0.0	0	0
<b>2014 TOTALS</b>	<b>16</b>	<b>1</b>	<b>19</b>	<b>16</b>	<b>35</b>	<b>2.0</b>	<b>2</b>	<b>0</b>	<b>0</b>	<b>0</b>	<b>0</b>	<b>0.0</b>	<b>0</b>	<b>0</b>

**2014 POSTSEASON GAME-BY-GAME STATISTICS**

Date/Opp.	GP	GS	Solo	Asst.	Total	Sacks	PD	FF	FR	INT	Yds	Avg.	LG	TD
1/4 vs. CIN	1	0	0	0	0	0.0	0	0	0	0	0	0.0	0	0
1/11 @ DEN	1	0	0	0	0	0.0	0	0	0	0	0	0.0	0	0
1/18 @ NE														
<b>2014 TOTALS</b>	<b>2</b>	<b>0</b>	<b>0</b>	<b>0</b>	<b>0</b>	<b>0.0</b>	<b>0</b>	<b>0</b>	<b>0</b>	<b>0</b>	<b>0</b>	<b>0.0</b>	<b>0</b>	<b>0</b>

**CAREER REGULAR SEASON STATISTICS**

Year	GP	GS	Solo	Asst.	Total	Sacks	PD	FF	FR	INT	Yds	Avg.	LG	TD
2014 TEN/IND	16	1	19	16	35	2.0	2	0	0	0	0	0.0	0	0
2013 DEN	16	12	29	7	36	10.0	5	2	0	1	3	3.0	3	0
2012 SD	16	16	20	27	47	9.5	2	2	3	0	0	0.0	0	0
2011 SD	12	12	30	7	37	3.5	6	0	0	2	0	0.0	0	0
2010 SD	16	16	51	17	68	11.0	7	0	1	1	31	31.0	31t	1
2009 SD	16	16	56	15	71	7.0	4	7	0	0	0	0.0	0	0
2008 SD	16	16	55	24	79	7.5	4	1	1	0	0	0.0	0	0
2007 SD	15	15	62	25	87	8.5	5	3	0	2	36	18.0	18t	1
2006 SD	14	14	48	15	63	11.5	8	4	2	0	0	0.0	0	0
2005 SD	15	3	18	2	20	7.0	2	3	1	0	0	0.0	0	0
2004 SD	16	0	14	4	18	4.0	3	0	2	1	0	0.0	0	0
<b>TOTAL</b>	<b>168</b>	<b>121</b>	<b>402</b>	<b>159</b>	<b>561</b>	<b>81.5</b>	<b>48</b>	<b>22</b>	<b>10</b>	<b>7</b>	<b>70</b>	<b>10.0</b>	<b>31t</b>	<b>2</b>

\*Games played with Tennessee Titans

**CAREER POSTSEASON STATISTICS**

Year	GP	GS	Solo	Asst.	Total	Sacks	PD	FF	FR	INT	Yds	Avg.	LG	TD
2014 IND	2	0	0	0	0	0.0	0	0	0	0	0	0.0	0	0
2013 DEN	3	3	5	3	8	2.0	0	0	0	0	0	0.0	0	0
2009 SD	1	1	6	0	6	0.0	0	0	0	0	0	0.0	0	0
2008 SD	2	2	3	3	6	0.0	0	0	0	0	0	0.0	0	0
2007 SD	3	3	16	8	24	0.0	1	0	1	0	0	0.0	0	0
2006 SD	1	1	2	1	3	1.0	0	0	0	0	0	0.0	0	0
2004 SD	1	0	0	1	1	0.5	0	0	0	0	0	0.0	0	0
<b>TOTAL</b>	<b>13</b>	<b>10</b>	<b>32</b>	<b>16</b>	<b>48</b>	<b>3.5</b>	<b>1</b>	<b>0</b>	<b>1</b>	<b>0</b>	<b>0</b>	<b>0.0</b>	<b>0</b>	<b>0</b>

**SPECIAL TEAMS TACKLES:** 24 (2005 - 15, 2004 - 9)

**ADDITIONAL STATISTICS:** Has 3 career touchdowns (31-yard INT return vs. Arizona (10/3/10); 18-yard INT return vs. Detroit (12/16/07); Fumble recovery in end zone vs. Kansas City (11/1/12)).



**SHELDON PRICE**  
**Cornerback 6-2 198 UCLA**  
**NFL Exp: 1 (1st Year with Colts)**  
**How Acquired: FA – 2013**  
**Born: 3/26/91**  
**GP/GS (Postseason): 0/0 (0/0)**

**40**



**CAREER TRANSACTIONS:**

- Signed to the Colts active roster from the practice squad on December 15, 2014.
- Signed to the Colts practice squad on September 1, 2014.
- Waived by the Colts on August 30, 2014.
- Signed to the Colts active roster from the practice squad on December 26, 2013.
- Signed to the Colts practice squad on September 1, 2013.
- Waived by the Colts on August 31, 2013.
- Signed by the Colts as an undrafted free agent on April 30, 2013.

**2014 (COLTS):**

- Was elevated to the active roster from the practice squad on December 15.
- Listed as inactive for a Week 16 loss at Dallas (12/21).
- Was inactive for a Week 17 win at Tennessee (12/28).
- Listed as inactive for the team's AFC Wild Card victory against Cincinnati (1/4/15).
- Was inactive for the team's AFC Divisional Playoff win at Denver (1/11/15).

**2013 (COLTS):**

- Was listed as inactive for a Week 17 victory against Jacksonville (12/29).
- Listed as inactive for the team's Wild Card Playoff contest against Kansas City (1/4/14).
- Was inactive for the team's Divisional Playoff loss at New England (1/11/14).
- Listed as inactive for the team's AFC Wild Card Playoff win against Cincinnati (1/4/15).

**COLLEGE:**

- Competed in 47 collegiate games (45 starts) at UCLA and totaled 157 tackles (123 solo), five interceptions, two forced fumbles and 21 passes defended.
- Participated in the 2013 East-West Shrine Game.
- As a senior in 2012, tied for the team lead with four interceptions while contributing with 37 tackles and five passes defended.
- Tied the school record for interceptions in a game with three against Houston in 2012.
- As a junior, notched 47 tackles, one interception and two forced fumbles to go along with seven passes defended.
- In his first two seasons with the Bruins, combined to record 73 tackles and nine passes defended.

**PERSONAL:**

- Attended Bishop Amat High School in La Puente, Calif. and lettered three seasons as a cornerback.
- Was rated as the No. 21 California prospect by *Rivals.com*.
- Was a *PrepStar* All-America selection and was rated as the No. 24 cornerback nationally by Tom Lemming.
- As a senior, recorded 42 tackles, 12 passes defended and one interception in 11 games while returning a blocked field goal for a touchdown.
- Was named an All-Serra League first-team selection as well as garnering All-San Gabriel Valley and All-CIF honors as a senior.
- Earned four letters in track and field and won the 2009 CIF-SS Division III long jump.
- Volunteered at the NFL PLAY 60 Challenge Launch Party as well as the team's annual playground build.
- Served as a reader for the Colts Day in Schools event.
- Participated in the Colts Rookie Community Blitz at Chase Legacy Center.
- Father, Dennis, was a 1988 NFL Draft selection by the Los Angeles Raiders.
- Born in Long Beach, Calif.

**PRICE SINGLE-GAME HIGHS**

Tackles: N/A  
 Int: N/A  
 PD: N/A

**2014 GAME-BY-GAME STATISTICS**

Date/Opp.	GP	GS	Solo	Asst.	Total	Sacks	PD	FF	FR	INT	Yds	Avg.	LG	TD
9/7 @ DEN						PRACTICE SQUAD								
9/15 vs. PHI						PRACTICE SQUAD								
9/21 @ JAX						PRACTICE SQUAD								
9/28 vs. TEN						PRACTICE SQUAD								
10/5 vs. BAL						PRACTICE SQUAD								
10/9 @ HOU						PRACTICE SQUAD								
10/19 vs. CIN						PRACTICE SQUAD								
10/26 @ PIT						PRACTICE SQUAD								
11/3 @ NYG						PRACTICE SQUAD								
11/16 vs. NE						PRACTICE SQUAD								
11/23 vs. JAX						PRACTICE SQUAD								
11/30 vs. WAS						PRACTICE SQUAD								
12/7 @ CLE						PRACTICE SQUAD								
12/14 vs. HOU						PRACTICE SQUAD								
12/21 @ DAL						INACTIVE								
12/28 @ TEN						INACTIVE								
<b>2014 TOTALS</b>	<b>0</b>	<b>0</b>	<b>0</b>	<b>0</b>	<b>0</b>	<b>0.0</b>	<b>0</b>	<b>0</b>	<b>0</b>	<b>0</b>	<b>0</b>	<b>0.0</b>	<b>0</b>	<b>0</b>

**2014 POSTSEASON GAME-BY-GAME STATISTICS**

Date/Opp.	GP	GS	Solo	Asst.	Total	Sacks	PD	FF	FR	INT	Yds	Avg.	LG	TD
1/4 vs. CIN						INACTIVE								
1/11 @ DEN						INACTIVE								
1/18 @ NE														
<b>2014 TOTALS</b>	<b>0</b>	<b>0</b>	<b>0</b>	<b>0</b>	<b>0</b>	<b>0.0</b>	<b>0</b>	<b>0</b>	<b>0</b>	<b>0</b>	<b>0</b>	<b>0.0</b>	<b>0</b>	<b>0</b>

**CAREER REGULAR SEASON STATISTICS**

Year	GP	GS	Solo	Asst.	Total	Sacks	PD	FF	FR	INT	Yds	Avg.	LG	TD
2014 IND	0	0	0	0	0	0.0	0	0	0	0	0	0.0	0	0
2013 IND	0	0	0	0	0	0.0	0	0	0	0	0	0.0	0	0
<b>TOTAL</b>	<b>0</b>	<b>0</b>	<b>0</b>	<b>0</b>	<b>0</b>	<b>0.0</b>	<b>0</b>	<b>0</b>	<b>0</b>	<b>0</b>	<b>0</b>	<b>0.0</b>	<b>0</b>	<b>0</b>

**CAREER POSTSEASON STATISTICS**

Year	GP	GS	Solo	Asst.	Total	Sacks	PD	FF	FR	INT	Yds	Avg.	LG	TD
2014 IND	0	0	0	0	0	0.0	0	0	0	0	0	0.0	0	0
2013 IND							INACTIVE							
<b>TOTAL</b>	<b>0</b>	<b>0</b>	<b>0</b>	<b>0</b>	<b>0</b>	<b>0.0</b>	<b>0</b>	<b>0</b>	<b>0</b>	<b>0</b>	<b>0</b>	<b>0.0</b>	<b>0</b>	<b>0</b>





**CORY REDDING**  
**Defensive End 6-4 318 Texas**  
**NFL Exp: 12 (3rd Year with Colts)**  
**How Acquired: UFA – 2012 (BAL)**  
**Born: 11/15/80**  
**GP/GS (Postseason): 176/146 (9/8)**

**90**



**CAREER TRANSACTIONS:**

- Signed by the Colts as an unrestricted free agent on March 14, 2012.
- Signed by the Baltimore Ravens as an unrestricted free agent on March 22, 2010.
- Traded to the Seattle Seahawks by Detroit along with a fifth round pick on March 14, 2009.
- Originally selected by the Detroit Lions in the third round (66th overall) of the 2003 NFL Draft.

**PRO CAREER:**

- Was the recipient of Indianapolis' 2013 Ed Block Courage Award.
- Was named the Colts Man of the Year in 2012 for his leadership on and off the field.
- Compiled a string of 66 consecutive starts from 2004-08 with Detroit as well as being named a team captain for the Lions in 2006 and 2007.
- Secured a fumble recovery, which he returned 13 yards for a touchdown in Baltimore's Divisional Playoff game at Pittsburgh on January 15, 2011.

**2014 (COLTS):**

- Started at defensive end in the team's Week 1 regular season opener at Denver (9/7) and registered two tackles.
- In a Week 2 loss against Philadelphia (9/15), started at defensive end and finished with one tackle.
- Notched two tackles in a Week 3 victory at Jacksonville (9/21) starting at defensive end.
- Started at defensive end in a Week 4 win against Tennessee (9/28). Contributed with five solo tackles and 1.0 sack. The quarterback takedown came at the end of the second quarter, stalling a Titans drive. The sack was his first of the season and the 33rd of his career. With five tackles, topped 500 stops for his career.
- In a Week 5 win against Baltimore (10/5), started at defensive end and finished with three tackles and 1.0 sack. Dropped Joe Flacco in the first quarter on a third down to force a punt. The sack was his second of the season and the 34th of his career.
- Posted one tackle starting at defensive end in a Week 6 victory at Houston (10/9). Was part of a defense that limited the Texans to one third down conversion and 196 net passing yards.
- Started at defensive end in a Week 7 win against Cincinnati (10/19) and finished with three tackles, two tackles for loss and 1.0 sack. Posted the team's first sack of the game in the second quarter to stall a Cincinnati two-minute drive and preserve the first half shutout. The sack was his third in his last four games. Was part of a defense that limited the Bengals to 135 net yards in the shutout victory.
- In a Week 8 loss at Pittsburgh (10/26), started at defensive end and compiled five tackles (three solo).
- Started at defensive end in a Week 9 victory at the New York Giants (11/3). Was part of a defense that held the Giants to 89 rushing yards.
- In a Week 11 loss against New England (11/16), started at defensive end, but did not finish with a tackle.
- Started at defensive end and totaled one tackle in a Week 12 win against Jacksonville (11/23). Was part of a defense that held the Jaguars to 194 net yards.
- Finished with four tackles and one pass defended in a Week 13 victory against Washington (11/30). Was part of a defense that limited the Redskins to 84 net rushing yards.
- Totaled six tackles (four solo) and one quarterback hit in a Week 14 win at Cleveland (12/7). Was part of a defense that held the Browns to 248 net yards.
- Started at defensive end in a Week 15 victory against Houston (12/14) and compiled four solo tackles and one tackle for loss. Was part of a defense that limited the Texans to 289 net yards.
- In a Week 16 loss at Dallas (12/21), started at defensive end, but did not record a tackle.
- Started at defensive end in a Week 17 win at Tennessee (12/28) and notched one tackle and half of a sack. Split a sack with inside linebacker Josh McNary on Tennessee's second possession of the game to force a punt. Finished the season with 3.5 sacks, which is the fourth-highest total for a season in his career.
- In the team's AFC Wild Card Playoff win against Cincinnati (1/4/15), started at defensive end and posted two tackles, 1.0 sack and two passes defended. His sack came in the fourth quarter and forced a Bengals punt.
- Started at defensive end in the team's AFC Divisional Playoff victory at Denver (1/11/15). Notched one tackle and was part of a defense that limited the Broncos to 288 net yards.

**2013 (COLTS):**

- Started all 15 games he participated in and recorded 39 tackles (27 solo), 4.5 sacks, one fumble recovery and two passes defended. His sack totaled tied for the second-highest total in a single season in his career.
- Was the recipient of the team's Ed Block Courage Award.
- In the regular season opener against Oakland (9/8), finished the game with four tackles (two solo).
- In the team's Week 3 win at San Francisco (9/22), posted four tackles (three solo), one pass defended and split the team's second sack of the game with Robert Mathis when the duo dropped Colin Kaepernick in the fourth quarter. The quarterback takedown marked his 28th career sack.
- In a Week 4 victory at Jacksonville (9/29), compiled four tackles (three solo) and 1.0 sack for a loss of three yards. Was part of a defense that held the Jaguars to three points and 40 net rushing yards.
- Finished with four tackles and 1.0 sack in a Week 6 loss at San Diego (10/14).
- Finished with 1.0 sack in a Week 11 victory at Tennessee (11/14). Sacked Titans quarterback Ryan Fitzpatrick on the first play of the game, which was number 3.5 for the season and the 31st of his career.
- Posted a season-high seven tackles (five solo) and one tackle for loss in the team's Week 13 victory against Tennessee (12/1).
- In a Week 16 victory at Kansas City (12/22), recovered his first fumble of the season and the 11th of his career while adding one tackle and 1.0 sack.
- Started at defensive end during the team's Wild Card Playoff win against Kansas City (1/4/14) and finished with four solo tackles. Contributed with a key tackle on the goal line during a third down, which forced a Chiefs field goal in

<b>REDDING SINGLE-GAME HIGHS</b>	
Tackles:	10, two times (Last: vs. NYG 11/18/07)
Sacks:	2.5 vs. SF (11/24/11)
FF:	1, four times (Last: at DAL 12/31/06)
FR:	1, 11 times (Last: at KC 12/22/13)

the first quarter.

- Made one tackle starting at defensive end during the team's Divisional Playoff loss at New England (1/11/14).

#### 2012 (COLTS):

- Started all 14 games he played in and was inactive for two games.
- Totaled 46 tackles (25 solo), four passes defended, 2.0 sacks and one fumble recovery.
- Earned the Colts Man of the Year award for his leadership on and off the field.
- Against Minnesota (9/16), totaled seven tackles, one pass defended and one fumble recovery, the 10th of his career. The recovery led to a 26-yard field goal.
- Against Green Bay (10/7) finished the game with his third career multiple-sack performance (2.0) as well as adding six tackles.
- In a 23-20 victory over Miami (11/4), and finished with six tackles. Part of a defensive line that limited the Dolphins to 84 net rushing yards.
- Collared four tackles and one pass defended at Jacksonville (11/8) while limiting the Jaguars to 37 rushing yards.
- Contributed with four tackles and one tackle for loss in the team's 35-33 win at Detroit (12/2).
- Finished with five tackles and one tackle for loss in the team's loss at Houston (12/16).
- Started at defensive end in the team's AFC Wild Card Playoff loss at Baltimore (1/6/13). Finished first on the defensive line with six tackles (four solo) while adding his first career postseason forced fumble.

#### 2011 (RAVENS):

- In 15 games (11 starts) with the Ravens, tallied 43 tackles (29 solo), 4.5 sacks, one fumble recovery and two passes defended.
- His sack total was the second-highest for a single season behind his career-high of 8.0 set in 2006.
- Part of a Ravens defense that finished third in the league in total defense (288.9), second against the run (92.6) and fourth against the pass (196.3).
- Compiled two tackles, 1.0 sack and one pass defended at St. Louis (9/25).
- Totaled five tackles and a single-game career-high 2.5 sacks against San Francisco (11/24).
- Notched five tackles and 1.0 sack against Indianapolis (12/11).

#### 2010 (RAVENS):

- Competed in 15 games (11 starts) with Baltimore and finished the season with 38 tackles (29 solo), 3.0 sacks, a career-high four passes defended and his first career interception.
- Recorded two solo tackles and 1.0 sack for a defense that allowed just 39 net rushing yards against Denver (10/10).
- Totaled two solo tackles, a career-high two passes defended and his first career interception against New Orleans (12/19). Was part of a defensive unit that held the Saints to 27 total rushing yards.
- Posted two tackles, half of a sack and a fumble recovery, which he returned 13 yards for a touchdown in the team's AFC Divisional Playoff game at Pittsburgh (1/15/11).

#### 2009 (SEAHAWKS):

- With Seattle, saw action in 15 games with three starts and totaled 20 tackles (18 solo), 2.0 sacks and tied a career-high with two fumble recoveries.
- Registered two tackles and one fumble recovery against Jacksonville (10/11).
- Contributed with 1.0 sack and two solo stops at Minnesota (11/22).
- Notched two solo tackles and 1.0 sack at St. Louis (11/29).

#### 2008 (LIONS):

- In his last season with Detroit, started 12-of-13 games and netted 66 tackles (42 solo) and 3.0 sacks before being placed on Injured Reserve with a knee injury on December 12.
- Recorded a season-high eight tackles (four solo) and half of a sack at Minnesota (10/12).
- Garnered six tackles (five solo) and 1.0 sack at Houston (10/19).
- Posted seven tackles (four solo) and half of a sack against Washington (10/26).

#### 2007 (LIONS):

- Started all 16 games with the Lions and totaled a career-high 78 tackles (47 solo), 1.0 sack, one pass defended and two fumble recoveries.
- Established a career-high with 10 stops (eight solo) against Minnesota (9/16).
- Tied a career-high with 10 tackles (eight solo) vs. the New York Giants (11/18).
- Tallied seven tackles (five solo) and 1.0 sack against Kansas City (12/23).

#### 2006 (LIONS):

- Started all 16 games with Detroit and recorded 70 tackles, a career-high 8.0 sacks, two forced fumbles, one fumble recovery and one pass defended.
- Finished with five tackles and 1.0 sack against Buffalo (10/15).
- Posted five tackles (three solo), a career-high 2.0 sacks and one forced fumble against San Francisco (11/12).
- Netted six tackles, 1.0 sack and one forced fumble in the season finale at Dallas (12/31).

#### 2005 (LIONS):

- Started all 16 games and totaled 42 tackles (29 solo), 1.0 sack, one forced fumble and one fumble recovery.
- Collected four tackles (three solo) at Tampa Bay (10/2).
- Registered five solo stops and 1.0 sack against Chicago (10/30).
- Finished with four tackles (three solo) against Atlanta (11/24).

#### 2004 (LIONS):

- Started all 16 games and collared 41 tackles (37 solo), 3.0 sacks and two fumble recoveries.
- Recorded one tackle and 1.0 sack at the New York Giants (10/24).
- Compiled five tackles (four solo) at Jacksonville (11/14).
- Posted two solo tackles and 1.0 sack against Minnesota (12/19).

#### 2003 (LIONS):

- Competed in nine games during his rookie season and finished the year with nine tackles (eight solo) and one pass defended.
- Participated in his first career NFL game, posting one solo tackle against Minnesota (9/21).
- Netted two tackles at Seattle (11/16).

- Recorded a season-high four tackles (three solo) and his first career pass defended at Kansas City (12/14).

**COLLEGE:**

- A two-time First Team All-Big 12 Conference selection as a junior and senior (2001-02) at Texas.
- Competed in every game, including a string of 35 consecutive starts and finished his collegiate career with 201 tackles (123 solo), 21.0 sacks, 53 tackles for loss, one interception, six passes defended, six forced fumbles and three fumble recoveries.
- Was one-of-four finalists for the Lombardi Award and inaugural Hendricks Award. Was on the Nagurski Award watch list as a senior.
- Named an Honorable Mention All-Big 12 selection as a sophomore.

**PERSONAL:**

- Attended North Shore High School in Galena Park, Texas and was named *USA Today's* National Defensive Player of the Year and consensus All-America as a senior.
- In his final prep season, recorded 215 tackles (103 solo), 15.0 sacks, 22 tackles for loss, six forced fumbles, five fumble recoveries and four interceptions.
- Was named the nation's top linebacker by *Parade* and earned First Team Associated Press All-State and Texas Sports Writers Association honors.
- Named the Texas Class 5A Defensive Player of the Year.
- Won the state Class 5A title in discus as a junior and senior.
- The Cory Redding Foundation is a nonprofit organization dedicated to helping communities and individuals reach for and achieve success. The foundation's website is [www.coryreddingfoundation.org](http://www.coryreddingfoundation.org).
- The Cory and Priscilla Redding Family Scholarship benefits in perpetuity the College of Education at the University of Texas at Austin.
- Annually hosts a non-contact football camp in Houston for 300-plus youth and, through sponsorship, is able to provide charitable grants to worthy nonprofit organizations.
- Was a volunteer at the team's Million Meal Marathon, the NFL PLAY 60 Challenge Launch Party and the team's annual playground build.
- Serves as a Colts Community Ticket Block Sponsor, donating tickets to the Indiana Lighthouse Charter School.
- Assisted Ronald McDonald House with the Redding Foundation Room Reveal.
- Was a celebrity putter at the Dayspring Center 5th Annual Mini-Golf Classic.
- Served as a host for a holiday gift giving event assisting Trinity House.
- Assisted Meals on Wheels as part of the Cory Redding Foundation.
- Was a guest speaker at the Indiana Repertory Theater in honor of Black History Month.
- Born in Houston.

**2014 GAME-BY-GAME STATISTICS**

Date/Opp.	GP	GS	Solo	Asst.	Total	Sacks	PD	FF	FR	INT	Yds	Avg.	LG	TD
9/7 @ DEN	1	1	1	1	2	0.0	0	0	0	0	0	0.0	0	0
9/15 vs. PHI	1	1	0	1	1	0.0	0	0	0	0	0	0.0	0	0
9/21 @ JAX	1	1	1	1	2	0.0	0	0	0	0	0	0.0	0	0
9/28 vs. TEN	1	1	5	0	5	1.0	0	0	0	0	0	0.0	0	0
10/5 vs. BAL	1	1	2	1	3	1.0	0	0	0	0	0	0.0	0	0
10/9 @ HOU	1	1	0	1	1	0.0	0	0	0	0	0	0.0	0	0
10/19 vs. CIN	1	1	2	1	3	1.0	0	0	0	0	0	0.0	0	0
10/26 @ PIT	1	1	3	2	5	0.0	0	0	0	0	0	0.0	0	0
11/3 @ NYG	1	1	0	0	0	0.0	0	0	0	0	0	0.0	0	0
11/16 vs. NE	1	1	0	0	0	0.0	0	0	0	0	0	0.0	0	0
11/23 vs. JAX	1	1	1	0	1	0.0	0	0	0	0	0	0.0	0	0
11/30 vs. WAS	1	1	4	0	4	0.0	1	0	0	0	0	0.0	0	0
12/7 @ CLE	1	1	4	2	6	0.0	0	0	0	0	0	0.0	0	0
12/14 vs. HOU	1	1	4	0	4	0.0	0	0	0	0	0	0.0	0	0
12/21 @ DAL	1	1	0	0	0	0.0	0	0	0	0	0	0.0	0	0
12/28 @ TEN	1	1	1	0	1	0.5	0	0	0	0	0	0.0	0	0
<b>2014 TOTALS</b>	<b>16</b>	<b>16</b>	<b>28</b>	<b>10</b>	<b>38</b>	<b>3.5</b>	<b>1</b>	<b>0</b>	<b>0</b>	<b>0</b>	<b>0</b>	<b>0.0</b>	<b>0</b>	<b>0</b>

**2014 POSTSEASON GAME-BY-GAME STATISTICS**

Date/Opp.	GP	GS	Solo	Asst.	Total	Sacks	PD	FF	FR	INT	Yds	Avg.	LG	TD
1/4 vs. CIN	1	1	1	1	2	1.0	2	0	0	0	0	0.0	0	0
1/11 @ DEN	1	1	1	0	1	0.0	0	0	0	0	0	0.0	0	0
1/18 @ NE														
<b>2014 TOTALS</b>	<b>2</b>	<b>2</b>	<b>2</b>	<b>1</b>	<b>3</b>	<b>1.0</b>	<b>2</b>	<b>0</b>	<b>0</b>	<b>0</b>	<b>0</b>	<b>0.0</b>	<b>0</b>	<b>0</b>

**CAREER REGULAR SEASON STATISTICS**

Year	GP	GS	Solo	Asst.	Total	Sacks	PD	FF	FR	INT	Yds	Avg.	LG	TD
2014 IND	16	16	28	10	38	3.5	1	0	0	0	0	0.0	0	0
2013 IND	15	15	27	12	39	4.5	2	0	1	0	0	0.0	0	0
2012 IND	14	14	25	21	46	2.0	4	0	1	0	0	0.0	0	0
2011 BAL	15	11	29	14	43	4.5	2	0	1	0	0	0.0	0	0
2010 BAL	15	11	29	9	38	3.0	4	0	0	1	0	0.0	0	0
2009 SEA	15	3	18	2	20	2.0	0	0	2	0	0	0.0	10	0
2008 DET	13	12	42	24	66	3.0	0	0	0	0	0	0.0	0	0
2007 DET	16	16	47	31	78	1.0	1	0	2	0	0	0.0	0	0
2006 DET	16	16	40	30	70	8.0	0	2	1	0	0	0.0	0	0
2005 DET	16	16	29	13	42	1.0	4	1	1	0	0	0.0	0	0
2004 DET	16	16	37	4	41	3.0	0	1	2	0	0	0.0	0	0
2003 DET	9	0	8	1	9	0.0	1	0	0	0	0	0.0	0	0
<b>TOTAL</b>	<b>176</b>	<b>146</b>	<b>359</b>	<b>171</b>	<b>530</b>	<b>35.5</b>	<b>19</b>	<b>4</b>	<b>11</b>	<b>1</b>	<b>0</b>	<b>0.0</b>	<b>10</b>	<b>0</b>

**CAREER POSTSEASON STATISTICS**

Year	GP	GS	Solo	Asst.	Total	Sacks	PD	FF	FR	INT	Yds	Avg.	LG	TD
2014 IND	2	2	2	1	3	1.0	2	0	0	0	0	0.0	0	0
2013 IND	2	2	5	0	5	0.0	0	0	0	0	0	0.0	0	0
2012 IND	1	1	4	2	6	0.0	0	1	0	0	0	0.0	0	0
2011 BAL	2	1	3	2	5	0.0	1	0	0	0	0	0.0	0	0
2010 BAL	2	2	0	2	2	0.5	0	0	1	0	0	0.0	0	0
<b>TOTAL</b>	<b>9</b>	<b>8</b>	<b>14</b>	<b>7</b>	<b>21</b>	<b>1.5</b>	<b>3</b>	<b>1</b>	<b>1</b>	<b>0</b>	<b>0</b>	<b>0.0</b>	<b>0</b>	<b>0</b>

**ADDITIONAL STATISTICS:** Recorded a 13-yard fumble recovery for a touchdown at Pittsburgh in the Divisional Playoffs (1/15/11).



**JOE REITZ**  
Guard 6-7 325 Western Michigan  
NFL Exp: 4 (4th Year with Colts)  
How Acquired: FA – 2010  
Born: 8/24/85  
GP/GS (Postseason): 44/24 (2/2)

76



#### CAREER TRANSACTIONS:

- Elevated to the Colts 53-man roster from the practice squad on January 8, 2011.
- Signed to the Indianapolis practice squad on September 19, 2010.
- Claimed off waivers by the Colts from the Miami Dolphins on September 8, 2010 and was waived on September 15, 2010.
- Claimed off waivers by Miami on September 5, 2010 and was waived on September 7, 2010.
- Signed as a free agent with the Baltimore Ravens on January 19, 2010 and was waived on September 4, 2010.
- Signed to the Ravens practice squad on September 7, 2009.
- Signed as a free agent with Baltimore on January 20, 2009 and was waived on September 5, 2009.
- Signed to the Ravens practice squad on September 3, 2008 and was waived on October 1, 2008.
- Originally signed as an undrafted free agent by Baltimore on May 9, 2008 and was waived on September 2, 2008.

#### 2014 (COLTS):

- Listed as inactive for the team's Week 1 meeting at Denver (9/7).
- Was inactive for a Week 2 contest against Philadelphia (9/15).
- Listed as inactive for a Week 3 victory at Jacksonville (9/21).
- Participated on special teams in his first game of the season in a Week 4 win against Tennessee (9/28).
- Competed on special teams in a Week 5 victory against Baltimore (10/5).
- Started at left guard in a Week 6 win at Houston (10/9). Provided time for the offense to generate 456 net yards as Andrew Luck threw for 370 yards and three touchdowns.
- In a Week 7 victory against Cincinnati (10/19), saw action on the offensive line and assisted the Colts in totaling 506 net yards. Blocked for Andrew Luck to record his franchise-tying fifth consecutive 300-yard passing performance.
- Saw action on the offensive line and on special teams in a Week 8 loss at Pittsburgh (10/26). Helped the Colts offense total 448 net yards.
- Was part of an offensive line that assisted the team in generating 443 net yards while allowing only 1.0 sack in a Week 9 win at the New York Giants (11/3). Provided time for quarterback Andrew Luck to tie his single-game career-high with four touchdown passes.
- In a Week 11 loss against New England (11/16), competed on the offensive line and on special teams. Assisted Andrew Luck who threw for his eighth consecutive 300-yard passing outing.
- Started at right tackle in a Week 12 victory against Jacksonville (11/23). Helped the offense total 389 net yards as the team's 175 rushing yards is the highest total this season and the most dating back to a Sept. 22, 2013 win at San Francisco (184).
- Blocked for a Colts offense that compiled 487 net yards starting at right guard in a win against Washington (11/30). It was the team's ninth 400-plus net yard performance, which set a franchise single-season record. Provided time for Andrew Luck to throw for 370 yards as he set a career-high with five touchdown passes.
- In a Week 14 victory at Cleveland (12/7), started at right guard and helped the offense generate 362 net yards. Blocked for Andrew Luck to complete 24 passes for 294 yards and two touchdowns. Left the game in the third quarter with an ankle injury.
- Listed as inactive in a Week 15 win against Houston (12/14).
- Was inactive for a Week 16 loss at Dallas (12/21).
- Listed as inactive for a Week 17 victory at Tennessee (12/28).
- Started his first career postseason game at right tackle in the team's AFC Wild Card Playoff win against Cincinnati (1/4/15). Helped the offense total 482 net yards, the third-highest total for a postseason game in team history. Was part of an offensive line that allowed only 1.0 sack as Andrew Luck threw for 376 yards.
- In the team's AFC Divisional Playoff victory at Denver (1/11/15), started at right tackle and was part of an offensive line that did not allow a sack as the Colts registered 364 net yards. Blocked for Andrew Luck who threw for 265 yards and two touchdowns in the win.

#### 2013 (COLTS):

- Participated in 14 games (three starts) on the offensive line and assisted the Colts in averaging 108.9 rushing yards per game, the team's highest total since 2006.
- Earned a start against San Francisco (9/22) in Week 3 when the Colts opened in a tackle eligible set. Helped the Colts rush for 184 net yards while providing time for quarterback Andrew Luck to throw for 159 yards. Was part of an offensive line that allowed only 1.0 sack in the victory.
- Saw action on the offensive line in a Week 4 victory at Jacksonville (9/29). Assisted a Colts rushing attack that totaled 157 net yards while providing time for quarterback Andrew Luck to total 257 passing yards and two touchdowns.
- Was part of an offensive line that provided time for the Colts to register 317 total net yards in a victory against Seattle (10/6). Also blocked for a rushing attack that recorded 109 net yards, the team's fifth consecutive contest with 100-plus rushing yards.
- Was part of an offensive line that blocked for quarterback Andrew Luck to throw for 228 yards while recording four total touchdowns in the team's Week 7 win against Denver (10/20). Also blocked for a rushing attack that registered 121 yards.
- Participated on an offensive line that assisted the Colts in totaling 406 net yards in a Week 10 loss against St. Louis (11/10). Also blocked for quarterback Andrew Luck who threw for 353 yards.
- Opened rushing lanes for the Colts to generate 137 rushing yards in a win at Tennessee (11/14). Provided time for the Colts offense to record 366 net yards as quarterback Andrew Luck threw for 232 yards while rushing for one touchdown.
- Started at left guard in a Week 14 loss at Cincinnati (12/8). Was part of an offensive line that did not allow a sack and provided time for quarterback Andrew Luck to throw for 326 yards and four touchdowns.
- Made a start at right guard in a Week 15 victory against Houston (12/15), but left the game with a concussion following the opening offensive possession.
- Listed as inactive for the team's Wild Card Playoff victory against Kansas City (1/4/14).
- Was inactive for the team's Divisional Playoff loss at New England (1/11/14).

#### 2012 (COLTS):

- Competed in nine games (eight starts) and was inactive for seven contests.
- Competed in his first game of the season as a reserve on the offensive line at Tennessee (10/28).



- Made his first start of the season at left guard against Miami (11/4) and provided time for quarterback Andrew Luck to set an NFL rookie record for passing yards in a single game (433).
- Started at left guard at New England (11/18) and blocked for a Colts offense to total 448 yards of net offense.
- Started at left guard and assisted the Colts in totaling 459 net yards at Detroit (12/2). Left the game in the second quarter with a head injury.
- Started at left guard and opened rushing lanes for running back Vick Ballard to total a season-high 105 yards in the team's loss at Houston (12/16).
- Blocked for quarterback Andrew Luck to throw for 205 yards and set a new NFL record for passing yards by a rookie in the team's victory at Kansas City (12/23) starting at left guard.
- Listed as inactive for the team's Wild Card Playoff loss at Baltimore (1/6/13).

#### 2011 (COLTS):

- Competed in 11 games (nine starts) while being inactive for another five contests.
- Made his NFL debut at Houston (9/11), starting at left guard.
- Started against Cleveland (9/18) and provided rushing lanes for the Colts to total 110 yards.
- Provided time for quarterback Curtis Painter to establish career highs in passing yards (281), touchdowns (two) and passer rating (99.4) at Tampa Bay (10/3).
- Started at left guard against Tennessee (12/18) and helped open rushing lanes for running back Donald Brown to set a career-high with 161 rushing yards on 16 carries.

#### 2010 (COLTS):

- Was inactive for the season opener at Houston (9/12) and spent the remainder of the regular season on the practice squad.
- Was elevated to the 53-man roster for the team's AFC Wild Card Playoff game against the New York Jets (1/8/11), but was inactive.

#### 2009 (RAVENS):

- Spent the entire season on the Ravens practice squad.

#### 2008 (RAVENS):

- Spent a portion of the season on the Ravens practice squad before being placed on Injured Reserve on October 1.

#### COLLEGE:

- Was offered a football scholarship, but decided to play basketball at Western Michigan.
- Started 126-of-128 career games and finished third in school history in scoring (1,713 points) and rebounding (939).
- Named a three-time All-MAC and two-time Academic All-America selection.
- Holds a degree in finance.

#### PERSONAL:

- Attended Hamilton Southeastern High School in Fishers, Ind.
- Was a three-year letterwinner in football and basketball.
- Was the first player in school history to be named an *Indianapolis Star* Indiana All-Star in basketball.
- Earned county player of the year honors and was an all-state choice as a senior.
- Visited Riley Hospital for Children to spread cheer during the holidays.
- Supported the NFL Charities Celebrity Bowling Classic as a part of Super Bowl XLVI.
- Read to students as part of the Colts Day in Schools event and was a reader for Read Across America Week.
- Serves as a Colts Community Ticket Block Sponsor.
- Was a guest speaker for All Pro Dad's Chapter Breakfast at Hazel Dell Elementary School.
- Active in Christian outreach efforts and Indianapolis CYO programs.
- Hosted a Tackling Homelessness Event for Horizon House with his wife, Jill.
- Reitz and his wife, Jill, have one daughter, Juliana, and one son, AJ. They reside in Zionsville, Ind.
- A native of Fishers, Ind.

#### CAREER GP/GS (POSTSEASON):

2014 IND: 10/4 (2/2)

2013 IND: 14/3 (0/0)

2012 IND: 9/8 (0/0)

2011 IND: 11/9

2010 IND: 0/0 (0/0)

2009 BAL: 0/0

2008 BAL: 0/0

TOTAL: 44/24 (2/2)





**TRENT RICHARDSON**  
**Running Back 5-9 225 Alabama**  
**NFL Exp: 3 (2nd Year with Colts)**  
**How Acquired: T - 2013 (CLE)**  
**Born: 7/10/90**  
**GP/GS (Postseason): 46/37 (3/0)**

**34**



**CAREER TRANSACTIONS:**

- Acquired by the Colts in a trade with the Cleveland Browns in exchange for the Colts first round selection in the 2014 NFL Draft on September 18, 2013.
- Selected by the Browns in the first round (third overall) of the 2012 NFL Draft.

**PRO CAREER:**

- As a rookie in 2012, started all 15 games he played in and led the Browns with 950 yards rushing and 11 touchdowns on 267 carries. Also caught 51 passes for 367 yards and a touchdown.
- Set Browns rookie records in rushing yards (950), rushing touchdowns (11), scrimmage yards (1,317) and total touchdowns (12).
- Named to *USA Today's* All-Joe Team in 2012.

**2014 (COLTS):**

- Started at running back in the regular season opener at Denver (9/7) and finished with six carries for 20 yards and three receptions for 31 yards.
- In a Week 2 loss against Philadelphia (9/15), started at running back and finished with his highest rushing total as a member of the Colts, netting 79 yards on 21 carries. Also added one reception for 16 yards.
- Started at running back in a Week 3 victory at Jacksonville (9/21) and totaled 14 carries for 57 yards (4.1 avg.). Also contributed with three receptions for 23 yards.
- In a Week 4 victory against Tennessee (9/28), started at running back and contributed with 99 yards from scrimmage. Led the Colts in rushing with 20 carries for 47 yards and one touchdown. The rushing touchdown for Richardson was the 15th of his career and his first since Dec. 29, 2013.
- Started at running back and totaled nine rushes for 37 yards (4.1 avg.) and added four receptions for 10 yards in a Week 5 win against Baltimore (10/5).
- Led the team with 17 carries for 41 yards and one touchdown in a Week 6 victory at Houston (10/9). His five-yard touchdown in the first quarter gave Indianapolis a 10-0 lead. It was his second touchdown of the season and his second in his last three games.
- In a Week 7 win against Cincinnati (10/19), started at running back and led the team with 77 yards on 14 carries and contributed with four receptions for 41 yards and a long catch of 20 yards. The rushing yardage total was his second highest of the season dating back to a Week 2 contest against Philadelphia.
- Was active, but did not play in a Week 8 loss at Pittsburgh (10/26) because of a hamstring injury.
- Started at running back in a Week 9 victory at the New York Giants (11/3) and totaled seven carries for 33 yards while adding two receptions for nine yards.
- Totaled six carries for zero yards and added one reception for 21 yards in a Week 11 loss against New England (11/16).
- In a Week 12 win against Jacksonville (11/23), compiled 13 carries for 42 yards and one touchdown. Logged the first touchdown of the game for either team on a one-yard rush on the team's opening offensive possession of the second half. The score was his third of the season and 17th of his career.
- Started at running back in a Week 13 victory against Washington (11/30) and totaled eight carries for 12 yards.
- Finished with seven carries for 30 yards starting at running back in a Week 14 win at Cleveland (12/7). Converted two first downs.
- In a Week 15 victory against Houston (12/14), started at running back and totaled nine rushes for 32 yards and caught two passes for nine yards with a long catch of 16 yards that went for a first down in the third quarter. Topped the 2,000-yard rushing plateau for his career.
- Tallied two carries for one yard and two receptions for eight yards in a Week 16 loss at Dallas (12/21).
- Totaled six carries for 11 yards and added one reception for nine yards in a Week 17 win at Tennessee (12/28).
- Saw action in the team's AFC Wild Card Playoff victory against Cincinnati (1/4/15), but did not record a carry.
- Listed as inactive for the team's AFC Divisional Playoff win at Denver (1/11/15).

**2013 (BROWNS/COLTS):**

- Started 10-of-16 games he participated in and finished the season with 188 carries for 563 yards and three touchdowns to go along with 35 receptions for 316 yards and one score.
- Spent the first two weeks of the regular season with the Cleveland Browns before joining the Colts in a trade in the third week of the year.
- In the regular season opener against Miami (9/8), rushed for 47 yards on 13 carries and caught two passes for 30 yards.
- Rushed for 58 yards on 18 carries and caught five passes for 21 yards at Baltimore (9/15).
- In a Week 3 victory at San Francisco (9/22), logged 13 carries for 35 yards and one touchdown in his debut with the Colts. His first carry was a one-yard touchdown in the first quarter, which made him the first player in franchise history to score a touchdown on his first rushing attempt with the team since Gordon Brown on October 4, 1987.
- Made his first career start with Indianapolis and scored his second touchdown in as many games on a one-yard carry in the second quarter at Jacksonville (9/29). The score gave Indianapolis a 17-3 advantage. Finished the game with 20 carries for 60 yards and one score while adding one reception for six yards.
- Led the Colts in rushing with 18 carries for 56 yards in the team's Week 5 victory against Seattle (10/6). Contributed with a long carry of 16 yards and tallied 20 yards on the team's second to last offensive possession to run out the clock in the fourth quarter.
- In a Week 11 victory at Tennessee (11/14), started at running back and registered eight carries for 22 yards while adding five catches for 31 yards. His five receptions tied for the fourth-most in a single game in his career.
- Tallied 20 rushing yards and finished second on the team in receiving with five catches for a career-high 68 yards, including a long reception of 22 yards in a Week 14 loss at Cincinnati (12/8).
- In a Week 15 victory against Houston (12/15), set a season-high and led the Colts in rushing yards (64). Also contributed with four receptions for 38 yards and one touchdown. The score was his first receiving touchdown of the season

**RICHARDSON SINGLE-GAME HIGHS**

Att:	29 vs. PIT (11/25/12)
Yards:	122 vs. SD (10/28/12)
TDs:	2, two times (Last: vs. WAS 12/16/12)
LG:	32t at CIN (9/16/12)

and the second of his career. Added his longest rush of the season with a 22-yard gain in the fourth quarter.

- In a Week 17 victory against Jacksonville (12/29), recorded eight carries for 25 yards and one touchdown while contributing with two receptions for 17 yards. The touchdown was the team's second in as many possessions to open the contest marking the first time since a Week 1 meeting against the Raiders that Indianapolis scored touchdowns on its opening two drives.
- Participated in his first career postseason game during the team's Wild Card Playoff victory against Kansas City (1/4/14). Totaled one carry for zero yards and a fumble. Also provided protection in the backfield for quarterback Andrew Luck to throw for 443 yards and four touchdowns.
- In the team's Divisional Playoff loss at New England (1/11/14), notched three carries for one yard.

#### 2012 (BROWNS):

- Started all 15 games he played in and led the team with 950 yards rushing and 11 touchdowns on 267 carries. Also caught 51 passes for 367 yards and a touchdown.
- The rushing total ranked 10th in the AFC, topped all AFC rookies and was third among NFL rookies.
- The rushing total set a Browns rookie record, surpassing the previous mark of 942 yards by Jim Brown (1957).
- The reception total ranked second on the team, third among AFC running backs and seventh among NFL running backs.
- The reception total also ranked third among NFL rookies, trailing only Kendall Wright (64) and Justin Blackmon (64).
- Tallied a team-high 54 first downs (36 rushing, 18 receiving), which ranked fourth among all rookies.
- Amassed 1,317 yards from scrimmage, which ranked third among NFL rookies and set a Browns single-season rookie record.
- Tied for second among all NFL rookies in total touchdowns (12), along with Doug Martin, trailing only Alfred Morris (13).
- His 11 rushing touchdowns marked the most ever by a Browns rookie, surpassing the previous mark of nine by Jim Brown in 1957.
- His 12 total scores were the most by a Browns rookie, eclipsing the previous record of 10 set by both Jim Brown and Eric Metcalf (1989).
- His 72 points were the most-ever by a Browns rookie, surpassing the previous mark of 66 by kicker Jerry Kauric (1990).
- Had three 100-yard rushing games, which tied for the most by a Browns rookie, along with William Green (2002).
- Named to *USA Today's* All-Joe Team.
- Registered his first career 100-yard rushing performance and first career touchdowns at Cincinnati (9/16) after rushing for 109 yards and a touchdown and catching four passes for 36 yards and a score. It marked the first time a Browns rookie rushed for 100 yards since Lee Suggs ran for 186 yards against Cincinnati on December 28, 2003. Was voted the Pepsi MAX Rookie of the Week for his performance.
- Over the course of Weeks 2-5, became the first Brown to have a rushing touchdown in four straight games since Peyton Hillis in 2010 and was the first Browns rookie ever to do it.
- Rushed for a career-high 122 yards with a 26-yard touchdown against San Diego (10/28). The rushing total marked the most by a Browns rookie since Lee Suggs ran for 186 yards at Cincinnati on December 28, 2003
- Rushed for 105 yards on 25 attempts and caught a team-high six passes totaling 31 yards against Baltimore (11/4). Joined Jacksonville's Fred Taylor (128 on 9/20/98) as the only rookies to rush for 100 yards against the Ravens.
- Joined Earnest Byner (1984) and Bobby Mitchell (1958) as the only Browns rookies to register consecutive 100-yard rushing games.
- Totaled two rushing touchdowns against Kansas City (12/9) and against Washington (12/16).

#### COLLEGE:

- Started 15-of-38 career games at the University of Alabama (2009-2011).
- Totaled 3,130 career rushing yards on 540 attempts (5.8 avg.) with 35 rushing touchdowns.
- Added 68 receptions for 730 yards and seven touchdowns.
- Returned 28 kickoffs for 720 yards (25.7 avg.) and one touchdown.
- Ranks among the Crimson Tide career leaders in rushing yards per attempt (second), 100-yard rushing performances (second), rushing touchdowns (third) and rushing yards (fifth).
- Helped the school capture national championships in 2009 and 2011.
- As a junior in 2011, set Alabama single-season records for rushing yards (1,679), rushing touchdowns (21) and all-purpose yards (2,083), while tying a school-best with 144 points and 24 total touchdowns.
- Winner of the Doak Walker award for the nation's top running back and was a Heisman Trophy finalist.
- Named the Southeastern Conference Offensive Player of the Year and earned unanimous First Team All-SEC honors.
- Ranked third on the team with 29 receptions for 338 yards and three touchdowns.
- As a sophomore in 2010, totaled 112 rushing attempts for 700 yards with six touchdowns while adding 23 receptions for 266 yards and four touchdowns.
- As a freshman in 2009, recorded 751 rushing yards on 145 attempts with eight touchdowns and 16 receptions for 126 yards.

#### PERSONAL:

- Attended Escambia High School in Pensacola, Fla.
- Finished his senior season with 225 carries for 2,090 rushing yards and 26 touchdowns.
- Eclipsed the 400-yard single-game rushing plateau twice, including a school-record 419 yards on 26 carries.
- Also competed in track and captured the state's weightlifting championship (219-pound class).
- Has two daughters (Taliyah and Elevera).
- Majored in general studies.
- A native of Pensacola, Fla.

2014 GAME-BY-GAME STATISTICS

Date/Opp.	RUSHING						RECEIVING					
	GP	GS	No.	Yards	Avg.	LG	TD	No.	Yards	Avg.	LG	TD
9/7 @ DEN	1	1	6	20	3.3	7	0	3	31	10.3	16	0
9/15 vs. PHI	1	1	21	79	3.8	15	0	1	16	16.0	16	0
9/21 @ JAX	1	1	14	57	4.1	27	0	3	23	7.7	15	0
9/28 vs. TEN	1	1	20	47	2.4	10	1	4	52	13.0	24	0
10/5 vs. BAL	1	1	9	37	4.1	14	0	4	10	2.5	6	0
10/9 @ HOU	1	1	17	41	2.4	9	1	0	0	0.0	0	0
10/19 vs. CIN	1	1	14	77	5.5	11	0	4	41	10.3	20	0
10/26 @ PIT	0	0	0	0	0.0	0	0	0	0	0.0	0	0
11/3 @ NYG	1	1	7	33	4.7	9	0	2	9	4.5	6	0
11/16 vs. NE	1	1	6	0	0.0	2	0	1	21	21.0	21	0
11/23 vs. JAX	1	0	13	42	3.2	12	1	1	0	0.0	0	0
11/30 vs. WAS	1	1	8	12	1.5	3	0	0	0	0.0	0	0
12/7 @ CLE	1	1	7	30	4.3	8	0	0	0	0.0	0	0
12/14 vs. HOU	1	1	9	32	3.6	9	0	2	9	4.5	16	0
12/21 @ DAL	1	0	2	1	0.5	3	0	2	8	4.0	9	0
12/28 @ TEN	1	0	6	11	1.8	4	0	1	9	9.0	9	0
<b>2014 TOTALS</b>	<b>15</b>	<b>12</b>	<b>159</b>	<b>519</b>	<b>3.3</b>	<b>27</b>	<b>3</b>	<b>28</b>	<b>229</b>	<b>8.2</b>	<b>24</b>	<b>0</b>

2014 POSTSEASON GAME-BY-GAME STATISTICS

Date/Opp.	RUSHING						RECEIVING					
	GP	GS	No.	Yards	Avg.	LG	TD	No.	Yards	Avg.	LG	TD
1/4 vs. CIN	1	0	0	0	0.0	0	0	0	0	0.0	0	0
1/11 @ DEN	INACTIVE											
1/18 @ NE	INACTIVE											
<b>2014 TOTALS</b>	<b>1</b>	<b>0</b>	<b>0</b>	<b>0</b>	<b>0.0</b>	<b>0</b>	<b>0</b>	<b>0</b>	<b>0</b>	<b>0.0</b>	<b>0</b>	<b>0</b>

CAREER REGULAR SEASON STATISTICS

Year	RUSHING						RECEIVING					
	GP	GS	No.	Yards	Avg.	LG	TD	No.	Yards	Avg.	LG	TD
2014 IND	15	12	159	519	3.3	27	3	28	229	8.2	24	0
2013 CLE/IND	16	10	188	563	3.0	22	3	35	316	9.0	24	1
2012 CLE	15	15	267	950	3.6	32t	11	51	367	7.2	27	1
<b>TOTAL</b>	<b>46</b>	<b>37</b>	<b>614</b>	<b>2,032</b>	<b>3.3</b>	<b>32t</b>	<b>17</b>	<b>114</b>	<b>912</b>	<b>8.0</b>	<b>27</b>	<b>2</b>

CAREER POSTSEASON STATISTICS

Year	RUSHING						RECEIVING					
	GP	GS	No.	Yards	Avg.	LG	TD	No.	Yards	Avg.	LG	TD
2014 IND	1	0	0	0	0.0	0	0	0	0	0.0	0	0
2013 IND	2	0	4	1	0.3	2	0	0	0	0.0	0	0
<b>TOTAL</b>	<b>3</b>	<b>0</b>	<b>4</b>	<b>1</b>	<b>0.3</b>	<b>2</b>	<b>0</b>	<b>0</b>	<b>0</b>	<b>0.0</b>	<b>0</b>	<b>0</b>



**A.Q. SHIPLEY**  
**Center 6-1 307 Penn State**  
**NFL Exp: 3 (2nd Year with Colts)**  
**How Acquired: W – 2014 (BAL)**  
**Born: 5/22/86**  
**GP/GS (Postseason): 45/19 (2/0)**

**63**



**CAREER TRANSACTIONS:**

- Claimed by the Colts off waivers (Baltimore) on August 31, 2014.
- Waived by the Baltimore Ravens on August 30, 2014.
- Traded from the Colts to the Ravens for a conditional 2014 draft pick on May 9, 2013.
- Elevated to the Colts active roster on October 1, 2012.
- Signed to the Colts practice squad on September 11, 2012.
- Waived by the Colts on September 10, 2012.
- Signed by the Colts to a reserve/future contract on January 28, 2012.
- Waived by the Philadelphia Eagles on September 2, 2011.
- Signed by the Eagles as a free agent on January 11, 2010. Waived by the Eagles on September 4, 2010 and signed to the practice squad the next day.
- Waived by the Pittsburgh Steelers on September 5, 2009 and signed to the team's practice squad a day later.
- Originally selected by the Steelers in the seventh round (226th overall) of the 2009 NFL Draft.

**2014 (COLTS):**

- Started at center in the team's regular season opener at Denver (9/7) and blocked for the Colts to record 408 net yards. Provided time for Andrew Luck to complete 35-of-53 passes for 370 yards and two touchdowns in the loss.
- In a Week 2 contest against Philadelphia (9/15), started at center and was part of an offensive line that did not allow a sack. Blocked for a Colts rushing attack that generated 169 net yards.
- Started at center in a Week 3 victory at Jacksonville (9/21) and blocked for a Colts offense that generated 529 net yards, the 10th highest total in a single-game in franchise history. Also assisted Andrew Luck in tying his single-game career-best with four touchdown passes.
- In a Week 4 victory against Tennessee (9/28), started at center and was part of an offensive line that did not allow a sack. Provided time for the Colts offense to total 498 net yards as Andrew Luck tied his single-game career-high with four passing touchdowns.
- Competed on special teams in a Week 5 win against Baltimore (10/5).
- Participated on the offensive line and on special teams in a Week 6 victory at Houston (10/9).
- Saw action on the offensive line in a Week 7 win against Cincinnati (10/19). Assisted the Colts in totaling 506 net yards of offense as Andrew Luck posted his franchise-tying fifth consecutive 300-plus yard passing performance.
- In a Week 8 loss at Pittsburgh (10/26), competed on the offensive line and on special teams.
- Participated on the offensive line and on special teams during a Week 9 victory at the New York Giants (11/3).
- Competed on the field goal unit in a Week 11 loss at New England (11/16).
- In a Week 12 win against Jacksonville (11/23), saw action at right guard and on special teams.
- Saw action on special teams in a Week 13 victory against Washington (11/30).
- Competed at center and on special teams in a Week 14 win at Cleveland (12/7). Filled in a center following an injury to Jonotthan Harrison. Was part of an offensive line that assisted the Colts in totaling 362 net yards as Andrew Luck completed 24 passes for 294 yards and two touchdowns.
- Listed as inactive for a Week 15 victory against Houston (12/14).
- Participated on special teams in a Week 16 loss at Dallas (12/21).
- In a Week 17 win at Tennessee (12/28), started at left guard and blocked for Andrew Luck to set a single-season franchise record with 4,761 passing yards. Left the game in the second quarter with an ankle injury.
- Was inactive for the team's AFC Wild Card Playoff victory against Cincinnati (1/4/15).
- Saw action on special teams in the team's AFC Divisional Playoff win at Denver (1/11/15).

**2013 (RAVENS):**

- Saw action in 16 games, including a career-high nine starts with the Ravens in 2013.
- Helped quarterback Joe Flacco set career highs in attempts (614), completions (362) and passing yards (3,912).
- Saw action on special teams in the first seven games of the season.
- Saw extensive action at left guard for an injured Kelechi Osemele at Miami in Week 5 (10/6).
- Made his first start of the season at left guard in Week 9 at Cleveland (11/3).
- In Week 11 at Chicago (11/17), started at left guard and helped protect Joe Flacco, allowing him to surpass the 20,000-yard career passing mark. Also helped the Ravens generate 174 yards and a touchdown, including a season-high 131 yards (one touchdown) by running back Ray Rice.
- Started at left guard in a Week 12 win against the New York Jets (11/24), contributing to an offensive line that allowed Joe Flacco to complete 65.4 percent of his passes for 273 yards and a touchdown, including two 60-plus-yard completions.

**2012 (COLTS):**

- Appeared in 14 games, making five starts.
- Saw action in his first career NFL game at Chicago (9/9).
- Made his first career start against Green Bay (10/7) in Week 5 and provided time for quarterback Andrew Luck to throw for 362 passing yards and two touchdowns.
- Saw significant time at center replacing an injured Samson Satele in the second quarter against Miami (11/4). Was part of an offensive line that helped generate 516 net yards and 419 net passing yards.
- Started at center in the team's Week 10 win at Jacksonville (11/8) and helped pave the way for the Colts to log 138 rushing yards while Andrew Luck threw for 227 yards and rushed for two scores.
- Filled in for an injured Samson Satele against Tennessee (12/9) and provided time for a Colts offense to generate 269 net yards in a 27-23 victory.
- Started at center in the team's loss at Houston (12/16) and blocked for running back Vick Ballard to register a season-high 105 rushing yards.
- Started at center and blocked for Andrew Luck to set a new NFL record for passing yards by a rookie in a season during the team's

victory at Kansas City (12/23).

- Competed on special teams in his first career postseason game, a Wild Card Playoff loss at Baltimore (1/6).

#### 2011:

- Was waived by the Philadelphia Eagles prior to the start of the regular season.

#### 2010 (EAGLES):

- Spent the entire season on the Philadelphia's practice squad.

#### 2009 (STEELERS):

- After being selected by the Pittsburgh in the seventh round of the NFL Draft, spent the entire season on the team's practice squad.

#### COLLEGE:

- As a senior at Penn State, was an All-America selection, Rimington Trophy winner and Big Ten Offensive Lineman of the Year.
- Started his last 39 games at center for the Nittany Lions.
- Part of a Penn State team that recorded an 11-2 record in 2008 while making an appearance in the Rose Bowl.
- Was a First Team All-Big Ten center named by the league's coaches in 2007 and was a candidate for the Rimington Award.
- Moved to center in 2006 and was the only offensive lineman to start every contest.

#### PERSONAL:

- Attended Moon Area High School in Moon Township, Pa. and reached the 2003 Western Pennsylvania District Class AAA semifinals after winning the Parkway Conference championship.
- A four-year starter who totaled 243 tackles, 41 tackles for loss and 13.0 sacks in his prep career.
- Totaled 53 tackles as a senior, including 13 tackles for loss, 3.0 sacks, and two forced fumbles.
- A member of the *Pittsburgh Post-Gazette* Fabulous 22, the *Pittsburgh Tribune-Review* Terrific 25 and the *Harrisburg Patriot-News* Platinum 33.
- A three-year starter in basketball and a two-year captain of the football and basketball teams.
- Participated in the Colts QB Shopping event with Shepherd Community Center as a volunteer shopper.
- Read to elementary students as a part of the Colts Day in Schools event.
- Born in Beaver County, Pa.

#### CAREER GP/GS (POSTSEASON):

2014 IND: 15/5 (1/0)

2013 BAL: 16/9

2012 IND: 14/5 (1/0)

TOTAL: 45/19 (2/0)





**ANDY STUDEBAKER**  
**Outside Linebacker 6-3 255 Wheaton**  
**NFL Exp: 7 (2nd Year with Colts)**  
**How Acquired: FA – 2013**  
**Born: 9/16/85**  
**GP/GS (Postseason): 94/9 (5/0)**

**58**



**CAREER TRANSACTIONS:**

- Signed by the Colts as a free agent on October 9, 2013.
- Released by the Jacksonville Jaguars on September 1, 2013.
- Signed by the Jaguars on August 13, 2013.
- Released by the Kansas City Chiefs on April 1, 2013.
- Signed by the Chiefs from the Philadelphia Eagles practice squad on November 19, 2008.
- Signed to the Eagles practice squad on September 1, 2008.
- Waived by Philadelphia on August 30, 2008.
- Selected by the Eagles in the sixth round (203rd overall) of the 2008 NFL Draft.

**2014 (COLTS):**

- Saw action at both linebacker and on special teams during the Week 1 meeting at Denver (9/7). Compiled one tackle and one stop on special teams. Also recovered an onside kick in the fourth quarter.
- In a Week 2 loss against Philadelphia (9/15), competed at linebacker and on special teams. Totaled one special teams stop.
- Competed at linebacker and on special teams in a Week 3 victory at Jacksonville (9/21), but did not record a tackle.
- Was inactive for a Week 4 victory against Tennessee (9/28).
- In a Week 5 win against Baltimore, competed at both linebacker and on special teams, but did not record a tackle.
- Saw action at linebacker and on special teams during a Week 6 victory at Houston (10/9), but did not register a stop.
- Totaled one tackle at linebacker and one stop on special teams in a Week 7 win against Cincinnati (10/19). Was part of a defense that limited the Bengals to 135 net yards in the shutout victory.
- In a Week 8 loss at Pittsburgh (10/26), forced and recovered a LeGarrette Blount fumble with 12:44 remaining in the fourth quarter. Both were his first of the season and the second of his career. Finished the game with three tackles and one special teams stop.
- Made a start at SLB in a Week 9 victory at the New York Giants (11/3). It was his first of the season and first start dating back to 2012 as a member of the Kansas City Chiefs. Totaled three tackles and one quarterback hurry.
- In a Week 11 loss against New England (11/16), competed at both linebacker and on special teams. Finished with one tackle.
- Competed at both linebacker and on special teams in a Week 12 win against Jacksonville (11/23) and notched one tackle.
- Listed as inactive for a Week 13 victory against Washington (11/30).
- Was inactive for a Week 14 win at Cleveland (12/7).
- In a Week 15 victory against Houston (12/14), compiled one tackle at linebacker and added one stop on special teams.
- Participated at linebacker and on special teams in a Week 16 loss at Dallas and recorded two tackles.
- Competed at both linebacker and on special teams in a Week 17 win at Tennessee (12/28), but did not finish with a tackle.
- In the team's AFC Wild Card Playoff win against Cincinnati (1/4/15), saw action at linebacker and on special teams where he tallied one tackle.
- Saw action on special teams in the team's AFC Divisional Playoff victory at Denver (1/11/15), but did not record a tackle.

**2013 (COLTS):**

- Played in 11 contests and finished the season with six tackles (four solo) and one pass defended. Led the Colts with 18 special teams tackles and added five special teams stops and one forced fumble in two postseason games.
- In his first game as a member of the Colts, competed at linebacker and on special teams during the team's Week 6 loss at San Diego (10/14). Finished with one tackle.
- Saw action at linebacker and on special teams during a Week 12 loss at Arizona (11/24). Finished with one tackle and two special teams stops.
- Competed at linebacker and on special teams during a Week 14 loss at Cincinnati (12/8). Finished with one tackle, one pass defended and one special teams stop.
- Participated at linebacker and on special teams during a Week 15 victory against Houston (12/15). Finished with one quarterback hurry and five special teams tackles.
- Finished with two special teams tackles during the team's Wild Card Playoff victory against Kansas City (1/4/14).
- In the team's Divisional Playoff loss at New England (1/11/14), finished with one tackle and added three tackles and one forced fumble on special teams.

**2012 (CHIEFS):**

- Played in 16 games (one start), recording four tackles (three solo) and five special teams tackles.
- Started at right outside linebacker against Atlanta (9/9), recording two tackles (one solo) and one special teams tackle.
- Recorded one solo tackle and saw action on special teams at Cleveland (12/9).
- Recorded one solo tackle and played on special teams against Indianapolis (12/23).

**2011 (CHIEFS):**

- Played in 16 games with five starts, tallying 10 tackles (nine solo), including one for a loss, a fumble recovery, a forced fumble and seven special teams tackles.
- Posted three solo tackles, including one for a loss and a fumble recovery against San Diego (10/31).

**2010 (CHIEFS):**

- Played in 16 games and set or tied career highs with 18 tackles (13 solo), 2.5 sacks and two passes defended.
- Ranked second on the team with 17 special teams tackles.

**2009 (CHIEFS):**

- Appeared in 16 games (two starts) and made 17 tackles (13 solo), two interceptions, three passes defended, 13 special teams tackles and one kickoff

**STUDEBAKER SINGLE-GAME HIGHS**

Tackles:	5, two times (Last: as SD 11/29/09)
Sacks:	1.0, two times (Last: vs. TEN 12/26/10)
FF:	1, two times (Last: at PIT 10/26/14)
FR:	1, three times (Last: at PIT 10/26/14)

return for eight yards.

- Finished second among all NFL linebackers with 96 interception return yards.
- Contributed with five tackles, two passes defended and the first two interceptions of his career when he picked off Ben Roethlisberger in his first career NFL start against Pittsburgh (11/22).
- Returned one of the interceptions 94 yards, marking the fifth-longest interception return in Chiefs history and the fourth-longest in the NFL in 2009.
- Recovered a fumbled punt snap in the end zone for his first career touchdown against Cleveland (12/20).

#### 2008 (CHIEFS):

- Signed from Philadelphia's practice squad on November 19, 2008.
- Played in six games and registered two solo tackles and three special teams stops.
- Recorded two tackles in his first NFL game against Buffalo (11/23).

#### COLLEGE:

- Played in 28 games (23 starts) at Wheaton, registering 111 tackles (66 solo), 50.5 tackles for loss and 30.0 sacks.
- Also had 25 quarterback pressures, 14 passes defended, two forced fumbles, four fumble recoveries and added a blocked kick.
- As a senior in 2007, started five games before a foot injury curtailed his season. Finished the year with 12 tackles (10 solo), 6.5 tackles for loss and 5.0 sacks.
- As a junior in 2006, started all 12 games and posted 44 tackles (28 solo), 24.5 tackles for loss and a career-high 17.5 sacks. Also had 19 quarterback pressures, eight passes defended and two fumble recoveries.
- His 17.5 sacks were the highest for a single-season in Wheaton history while leading all of NCAA football.
- Garnered First Team Associated Press Little All-America honors.
- Earned All-America honors from *D3Football.com* and *Football Gazette*.
- Named the College Conference of Illinois & Wisconsin Defensive Player of the Year.
- As a sophomore in 2005, saw action in 10 games (six starts) and recorded 55 tackles (28 solo) with 19.5 tackles for loss and 7.5 sacks. Added three quarterback pressures, three passes defended, two fumble recoveries, a pair of forced fumbles and also blocked a kick.
- Named an all-conference first-team selection.

#### PERSONAL:

- Attended Eureka (Ill.) High School and was a four-year letterwinner in football.
- Was an all-conference first-team selection at tight end and a unanimous pick at defensive end in 2003.
- Was named to the *Peoria Journal Star* All-Area Team.
- Was also a member of the basketball and track teams.
- Was an all-state performer in basketball and in the high jump.
- Enrolled in an executive education program at the Kellogg School of Management at Northwestern University in 2009. Brother, Dan, played football at Wheaton.
- Is a descendant of the famed Studebaker family who developed one of the most popular and innovative American automotive lines of the 20th century.
- Married to wife, Mallory, with two daughters.
- Majored in applied health science with a minor in Spanish.
- Originally from Congerville, Ill.

#### 2014 GAME-BY-GAME STATISTICS

Date/Opp.	GP	GS	Solo	Asst.	Total	Sacks	PD	FF	FR	INT	Yds	Avg.	LG	TD
9/7 @ DEN	1	0	1	0	1	0.0	0	0	0	0	0	0.0	0	0
9/15 vs. PHI	1	0	0	0	0	0.0	0	0	0	0	0	0.0	0	0
9/21 @ JAX	1	0	0	0	0	0.0	0	0	0	0	0	0.0	0	0
9/28 vs. TEN	INACTIVE													
10/5 vs. BAL	1	0	0	0	0	0.0	0	0	0	0	0	0.0	0	0
10/9 @ HOU	1	0	0	0	0	0.0	0	0	0	0	0	0.0	0	0
10/19 vs. CIN	1	0	1	0	1	0.0	0	0	0	0	0	0.0	0	0
10/26 @ PIT	1	0	2	1	3	0.0	0	1	1	0	0	0.0	0	0
11/3 @ NYG	1	1	2	1	3	0.0	0	0	0	0	0	0.0	0	0
11/16 vs. NE	1	0	1	0	1	0.0	0	0	0	0	0	0.0	0	0
11/23 vs. JAX	1	0	0	1	1	0.0	0	0	0	0	0	0.0	0	0
11/30 vs. WAS	INACTIVE													
12/7 @ CLE	INACTIVE													
12/14 vs. HOU	1	0	1	0	1	0.0	0	0	0	0	0	0.0	0	0
12/21 @ DAL	1	0	0	2	2	0.0	0	0	0	0	0	0.0	0	0
12/28 @ TEN	1	0	0	0	0	0.0	0	0	0	0	0	0.0	0	0
<b>2014 TOTALS</b>	<b>13</b>	<b>1</b>	<b>8</b>	<b>5</b>	<b>13</b>	<b>0.0</b>	<b>0</b>	<b>1</b>	<b>1</b>	<b>0</b>	<b>0</b>	<b>0.0</b>	<b>0</b>	<b>0</b>

#### 2014 POSTSEASON GAME-BY-GAME STATISTICS

Date/Opp.	GP	GS	Solo	Asst.	Total	Sacks	PD	FF	FR	INT	Yds	Avg.	LG	TD
1/4 vs. CIN	1	0	0	0	0	0.0	0	0	0	0	0	0.0	0	0
1/11 @ DEN	1	0	0	0	0	0.0	0	0	0	0	0	0.0	0	0
1/18 @ NE														
<b>2014 TOTALS</b>	<b>2</b>	<b>0</b>	<b>0</b>	<b>0</b>	<b>0</b>	<b>0.0</b>	<b>0</b>	<b>0</b>	<b>0</b>	<b>0</b>	<b>0</b>	<b>0.0</b>	<b>0</b>	<b>0</b>

#### CAREER REGULAR SEASON STATISTICS

Year	GP	GS	Solo	Asst.	Total	Sacks	PD	FF	FR	INT	Yds	Avg.	LG	TD
2014 IND	13	1	8	5	13	0.0	0	1	1	0	0	0.0	0	0
2013 IND	11	0	4	2	6	0.0	1	0	0	0	0	0.0	0	0
2012 KC	16	1	3	1	4	0.0	0	0	0	0	0	0.0	0	0
2011 KC	16	5	9	1	10	0.0	0	1	1	0	0	0.0	0	0
2010 KC	16	0	13	5	18	2.5	1	0	0	0	0	0.0	0	0
2009 KC	16	2	13	4	17	0.0	3	0	0	2	96	48.0	94	0
2008 KC	6	0	2	0	2	0.0	0	0	0	0	0	0.0	0	0
<b>TOTAL</b>	<b>94</b>	<b>9</b>	<b>52</b>	<b>18</b>	<b>70</b>	<b>2.5</b>	<b>5</b>	<b>2</b>	<b>2</b>	<b>2</b>	<b>96</b>	<b>48.0</b>	<b>94</b>	<b>0</b>

#### CAREER POSTSEASON STATISTICS

Year	GP	GS	Solo	Asst.	Total	Sacks	PD	FF	FR	INT	Yds	Avg.	LG	TD
2014 IND	2	0	0	0	0	0.0	0	0	0	0	0	0.0	0	0
2012 IND	2	0	1	0	1	0.0	0	0	0	0	0	0.0	0	0
2010 KC	1	0	0	0	0	0.0	0	0	0	0	0	0.0	0	0
<b>TOTAL</b>	<b>5</b>	<b>0</b>	<b>1</b>	<b>0</b>	<b>1</b>	<b>0.0</b>	<b>0</b>	<b>0</b>	<b>0</b>	<b>0</b>	<b>0</b>	<b>0.0</b>	<b>0</b>	<b>0</b>


**ADDITIONAL STATISTICS:** Recovered a fumbled punt snap in the end zone for a TD vs. Cleveland (12/20/09).

Returned one kickoff for eight yards at Baltimore (9/13/09).

Recovered an onside kick at Denver (9/7/14).

**SPECIAL TEAMS TACKLES:** 68 (2014 - 5, 2013 - 18, 2012 - 5, 2011 - 7, 2010 - 17, 2009 - 13, 2008 - 3)

**POSTSEASON SPECIAL TEAMS TACKLES:** 6 (2014 - 1, 2013 - 5) and one forced fumble.



**DONALD THOMAS**  
Guard 6-4 303 Connecticut  
NFL Exp: 7 (2nd Year with Colts)  
How Acquired: UFA – 2013 (NE)  
Born: 9/25/85  
GP/GS (Postseason): 45/23 (2/0)

66



#### CAREER TRANSACTIONS:

- Signed by the Colts as an unrestricted free agent on March 13, 2013.
- Signed by the New England Patriots on November 23, 2011.
- Released by the Patriots on November 21, 2011.
- Signed by New England as a free agent on September 14, 2011.
- Released by the Detroit Lions on September 3, 2011.
- Signed by the Lions as a free agent on November 23, 2010.
- Released by the Miami Dolphins on September 4, 2010.
- Selected by the Dolphins in the sixth round (195th overall) of the 2008 NFL Draft.

#### 2014 (COLTS):

- Placed on Injured Reserve on July 31.

#### 2013 (COLTS):

- Made his first start in a Colts uniform in the regular season opener against Oakland (9/8). Blocked for a Colts rushing attack that totaled 127 yards. Also provided time for quarterback Andrew Luck to complete 78.3 percent of his passes while throwing for 178 yards, two touchdowns and rushing for a score.
- Started a Week 2 contest against Miami (9/15) at left guard prior to leaving the game in the first quarter.
- Was placed on Injured Reserve on September 17, 2013.

#### 2012 (PATRIOTS):

- Played in all 16 regular season games with seven starts, one at right guard and six at left guard. Also played on special teams and right guard in short-yardage situations.
- Appeared as a reserve offensive lineman in both postseason games.
- Made six starts at left guard at Buffalo (9/30), against the Jets (10/21), at St Louis (10/28), against Indianapolis (11/18), and at the New York Jets (11/22).
- Started one game at right guard against Arizona (9/16).
- Started at left guard on the line that paved the way for two 100-yard rushers and a win at Buffalo (9/30).

#### 2011 (PATRIOTS):

- Appeared in 10 games with one start at left guard. Was inactive for three games and active but did not play in one game.
- Played mainly on special teams, also seeing time in short-yardage situations and at fullback.
- Inactive for all three Patriots postseason games.
- Released by the Patriots on November 21, but was signed back to the team two days later.
- Made his first start in a Patriots uniform at left guard against Miami (12/24).

#### 2010 (LIONS):

- Went to training camp with Miami but was released on September 4 prior to the start of the regular season.
- Was signed by Detroit on November 23 and was inactive for the final six games of the season.

#### 2009 (DOLPHINS):

- Played in all 16 games with 12 starts at right guard.
- Anchored an offensive line that led the way for 239 rushing yards against Indianapolis (9/21).
- Helped the Dolphins rush for 250 yards against Buffalo (10/4).

#### 2008 (DOLPHINS):

- Earned the starting right guard position as a rookie out of training camp.
- Started the season opener against the New York Jets (9/7) at right guard before leaving the game with a foot injury.
- Was placed on Injured Reserve on September 9.

#### COLLEGE:

- Was a four-year letterman at the University of Connecticut.
- Started 13 games as a senior in 2007.
- Named a First Team All-Big East Conference selection.
- Played in 10 games with two starts as a junior in 2006.
- Began his junior season playing on special teams and at tight end before moving to guard.
- Originally joined the team as a walk-on, playing defensive tackle and end for the scout team in 2003.

#### PERSONAL:

- Earned a total of eight varsity letters at Hill Regional Career Magnet High School in New Haven, Conn., including four as a center in basketball and four more as a pitcher and first baseman in baseball.
- Member of the National Honor Society.
- Earned a degree in political science from UConn.
- Thomas found football while playing basketball. A former high school baseball and basketball player who had never played football at any level, Thomas arrived at the University of Connecticut. He was playing pick-up basketball with several members of the UConn football team who convinced him to join the team. After meeting with coaches, Thomas walked on to the team as a defensive lineman for the scout team in 2003. He redshirted a year before contributing on special teams. In 2007, he got his chance to play offensive guard.
- Serves as a Colts Community Ticket Block Sponsor.

- Donald and his wife have one son, Deegan Charles Thomas.
- Born Donald Grant Thomas in New Haven, Conn.

**CAREER GP/GS (POSTSEASON):**

2014 IND: 0/0 (0/0)

2013 IND: 2/2 (0/0)

2012 NE: 16/7 (2/0)

2011 NE: 10/1 (0/0)

2010 DET: 0/0

2009 MIA: 16/12

2008 MIA: 1/1

**TOTAL: 45/23 (2/0)**



## HUGH THORNTON

Guard 6-3 336 Illinois

NFL Exp: 2 (2nd Year with Colts)

How Acquired: D3 – 2013 (86th overall)

Born: 6/28/91

GP/GS (Postseason): 24/20 (2/2)

# 69



### CAREER TRANSACTIONS:

- Selected by the Colts in the third round (86th overall) of the 2013 NFL Draft.

### 2014 (COLTS):

- Started at guard in the team's Week 1 meeting at Denver (9/7) and provided time for the Colts to total 408 net yards of offense. Blocked for Andrew Luck to complete 35-of-53 passes for 370 yards and two touchdowns.
- In a Week 2 meeting against Philadelphia (9/15), started at right guard and was part of an offensive line that did not allow a sack. Opened rushing lanes for Colts running backs to net 169 rushing yards.
- Started at right guard and helped the Colts total 529 yards of net offense in a 44-17 victory against Jacksonville (9/21). Blocked for Andrew Luck to record 370 net passing yards while tying a single-game career-high with four passing touchdowns.
- Was inactive for a Week 4 victory against Tennessee (9/28).
- Started at right guard in the team's Week 5 win against Baltimore (10/5) and helped the Colts gain 432 yards of net offense as Andrew Luck threw for 312 yards and one touchdown. Was part of an offensive line that allowed only 1.0 sack.
- Listed as inactive for a Week 6 victory at Houston (10/9).
- In a Week 7 victory against Cincinnati (10/19), started at right guard and provided time for the Colts to register 506 net yards. Blocked for Andrew Luck, who threw for his franchise-tying fifth consecutive 300-plus yard passing performance.
- Started at right guard in a Week 8 loss at Pittsburgh (10/26). Provided time for the Colts offense to total 448 net yards as Andrew Luck threw for 400 yards and three touchdowns.
- In a Week 9 win at the New York Giants (11/3) saw action on special teams.
- Started at right guard in a Week 11 loss against New England (11/16) and assisted Andrew Luck who threw for his eighth consecutive 300-yard passing outing as the offense totaled 322 net yards.
- Assisted a Colts offense that generated 389 net yards starting at right guard in a Week 12 victory against Jacksonville (11/23). The team's 175 rushing yards is the highest total this season and the most dating back to a Sept. 22, 2013 win at San Francisco (184).
- Listed as inactive for a Week 13 win against Washington (11/30).
- Was inactive for a Week 14 victory at Cleveland (12/7).
- Listed as inactive for a Week 15 win against Houston (12/14).
- Was inactive for a Week 16 loss at Dallas (12/21).
- In a Week 17 victory at Tennessee (12/28), saw action at guard and assisted Andrew Luck in setting a single season franchise record with 4,761 passing yards. Left the game in the third quarter with a shoulder injury.
- Listed as inactive for the team's AFC Wild Card Playoff win against Cincinnati (1/4/15).
- Placed on Injured Reserve on January 6, 2014.

### 2013 (COLTS):

- Started 12-of-14 games he participated in as a rookie and blocked for a Colts rushing attack that generated an average of 108.9 yards per game. Also provided time for quarterback Andrew Luck who threw for 3,822 yards and 23 touchdowns.
- Participated on special teams in his first career NFL contest in the team's regular season opener against Oakland (9/8).
- In a Week 2 contest against Miami (9/15), filled in for an injured Donald Thomas in the first quarter and helped the Colts record 133 rushing yards and a 5.1 average. Also blocked for Andrew Luck to throw for 321 yards and one touchdown.
- Made the first start of his NFL career at left guard in the team's Week 3 contest at San Francisco (9/22). Blocked for a Colts rushing attack that posted 184 net rushing yards. Was part of an offensive line that allowed only 1.0 sack in the victory.
- Started at left guard in the team's Week 4 victory at Jacksonville (9/29). Opened rushing lanes for the Colts to tally 157 net rushing yards.
- Helped block for Andrew Luck to throw for 228 yards while tying his single-game career-high with four total touchdowns (three passing, one rushing). Also blocked for a Colts rushing attack that tallied 121 yards.
- Started at left guard and provided time for a Colts offense that compiled 406 yards of net offense in a Week 10 loss against St. Louis (11/10).
- Blocked for a Colts offense that totaled 366 net yards of offense, making a start at left guard in a Week 11 win at Tennessee (11/14). Was part of an offensive line that opened rushing lanes for Indianapolis to record 137 net yards.
- In a Week 15 victory against Houston (12/15), started at left guard and was part of an offensive line that allowed only 1.0 sack. Assisted a Colts rushing attack that totaled 152 yards, the team's ninth 100-plus-yard game of the season.
- Started at left guard and was part of an offensive line that allowed only 1.0 sack in a Week 17 win against Jacksonville (12/29). Also blocked for a Colts offense that totaled 379 yards of net offense as Andrew Luck threw for 282 yards and one touchdown.
- Started at left guard during the team's Wild Card Playoff win against Kansas City (1/4/14) and was part of an offensive line that allowed only 1.0 sack while assisting a Colts offense that recorded 536 total net yards, which set a franchise record for a postseason game and tied for the ninth-most in NFL postseason history. Also blocked for Andrew Luck who threw for 443 yards and four touchdowns, which were both the second-highest totals for a postseason game in team history.
- Provided time for a Colts offense that posted 386 total net yards making a start at left guard during the team's Divisional Playoff loss at New England (1/11/14).

### COLLEGE:

- Played in the 2013 Senior Bowl.
- An All-Big Ten second-team choice by the league's coaches and an honorable mention selection by the media in 2012.
- Played in 42 career games, making 35 starts at both guard and tackle.
- Helped lead Illinois to back-to-back bowl victories in 2010 (Texas Bowl) and 2011 (Kraft Fight Hunger Bowl).
- Helped pave the way for the Big Ten's top rushing offense in 2010 (241.1 ypg). The Illini broke school records for points in a season (423) and points per game (32.5) that year.

### PERSONAL:

- Earned first-team all-state honors as well as first-team all-conference and all-county accolades at Oberlin (Ohio) High School.
- Ranked as the No. 34 offensive tackle in the nation and No. 29 in the state of Ohio by *Rivals.com*.



- Was named the Lorain County Lineman of the Year.
- A one-time Idaho state heavyweight wrestling champion.
- Ranked third in the state of Ohio in wrestling as a heavyweight.
- Moved to Oberlin from Idaho for his senior year of high school.
- Participated in the NFL PLAY 60 Super School Visit at Brownsburg West Middle School.
- Served as a read for the Colts Day in Schools event.
- Participated in the Colts Rookie Community Blitz at Chase Legacy Center.
- Majored in sociology at Illinois.
- A native of Boise, Idaho.

**CAREER GP/GS:**

2014 IND: 10/7 (0/0)

2013 IND: 14/12 (2/2)

**TOTAL: 24/20 (2/2)**



**ZURLON TIPTON**  
**Running Back 6-0 231 Central Michigan**  
**NFL Exp: R (1st Year with Colts)**  
**How Acquired: FA – 2014**  
**Born: 4/27/90**  
**GP/GS (Postseason): 6/0 (2/0)**

**37**



**CAREER TRANSACTIONS:**

- Signed to the Colts active roster from the practice squad on November 22, 2014.
- Signed to the Colts practice squad on September 11, 2014.
- Waived by the Colts on September 9, 2014.
- Signed by the Colts as an undrafted free agent on May 13, 2014.

**2014 (COLTS):**

- Listed as inactive for the team’s Week 1 regular season opener at Denver (9/7).
- Competed in his first career NFL game in a Week 12 victory against Jacksonville (11/23). Saw action on special teams.
- In a Week 13 win against Washington (11/30), participated on special teams and finished with one tackle.
- Finished with two special teams tackles in a Week 14 victory at Cleveland (12/7).
- Participated on special teams, but did not finish with a tackle in a Week 15 win against Houston (12/14).
- Saw his first career action at running back in a Week 16 loss at Dallas (12/21). Finished with one carry and caught four passes for 23 yards and one touchdown. The receiving touchdown was the first of his career.
- In a Week 17 victory at Tennessee (12/28), entered the game in the second half and finished with nine carries for 21 yards while adding two receptions for 45 yards with a career-long catch of 32 yards.
- In his first career postseason contest, an AFC Wild Card Playoff win against Cincinnati (1/4/15), tallied 11 carries for 40 yards and added one reception for six yards.
- In the team’s AFC Divisional Playoff victory at Denver (1/11/15), totaled two carries for 14 yards and caught one pass for 12 yards. Returned one kickoff for no gain.

**COLLEGE:**

- Ranks fourth in Central Michigan history with 34 career rushing touchdowns.
- As a senior, was named to the Doak Walker Award Watch List while earning the 2013 CMU Gridiron Gladiator Award.
- As a team captain last season, rushed for 398 yards on 74 attempts while leading the team with a 5.4 yards per rush average and eight touchdowns.
- In a Senior Day victory over Eastern Michigan, rushed for 216 yards on 20 carries while adding four touchdowns and a career-long 86-yard score.
- In 2012, was named a Second Team All-MAC recipient while being selected as the CMU Most Valuable Player.
- His 1,492 rushing yards in 2012 ranked fourth in Central Michigan history while his 19 rushing and 20 total touchdowns tied for the second-most ever by a Chippewa.
- Finished the regular season having recorded seven-straight 100-yard games.

**PERSONAL:**

- Attended Parkway Christian High School in Sterling Heights, Mich. and was a four-year letterman in three sports – football, basketball and track and field.
- Was the captain of his team in 2008.
- Ranks in the top 20 in state history in eight categories, including single-season rushing yards (1,607) and rushing touchdowns (25) and career rushing yards (5,115) and rushing touchdowns (76).
- Was a four-time all-conference selection and three-time conference MVP. Also earned all-state honors from the *Detroit Free Press* and *Detroit News* in 2008.
- Was a two-time Associated Press All-State choice and was selected to play in the 2009 Michigan High School Football Coaches Association All-Star Game.
- A native of Detroit.

<b>TIPTON SINGLE-GAME HIGHS</b>	
Att:	9 at TEN (12/28/14)
Yards:	21 at TEN (12/28/14)
TDs:	0
LG:	9 at TEN (12/28/14)

2014 GAME-BY-GAME STATISTICS

Date/Opp.	RUSHING					RECEIVING						
	GP	GS	No.	Yards	Avg.	LG	TD	No.	Yards	Avg.	LG	TD
9/7 @ DEN												
9/15 vs. PHI												
9/21 @ JAX												
9/28 vs. TEN												
10/5 vs. BAL												
10/9 @ HOU												
10/19 vs. CIN												
10/26 @ PIT												
11/3 @ NYG												
11/16 vs. NE												
11/23 vs. JAX	1	0	0	0	0.0	0	0	0	0	0.0	0	0
11/30 vs. WAS	1	0	0	0	0.0	0	0	0	0	0.0	0	0
12/7 @ CLE	1	0	0	0	0.0	0	0	0	0	0.0	0	0
12/14 vs. HOU	1	0	0	0	0.0	0	0	0	0	0.0	0	0
12/21 @ DAL	1	0	1	-3	-3.0	-3	0	4	23	5.8	12	1
12/28 @ TEN	1	0	9	21	2.3	9	0	2	45	22.5	32	0
<b>2014 TOTALS</b>	<b>6</b>	<b>0</b>	<b>10</b>	<b>18</b>	<b>1.8</b>	<b>9</b>	<b>0</b>	<b>6</b>	<b>68</b>	<b>11.3</b>	<b>32</b>	<b>1</b>

2014 POSTSEASON GAME-BY-GAME STATISTICS

Date/Opp.	RUSHING					RECEIVING						
	GP	GS	No.	Yards	Avg.	LG	TD	No.	Yards	Avg.	LG	TD
1/4 vs. CIN	1	0	11	40	3.6	11	0	1	6	6.0	6	0
1/11 @ DEN	1	0	2	14	7.0	9	0	1	12	12.0	12	0
1/18 @ NE												
<b>2014 TOTALS</b>	<b>2</b>	<b>0</b>	<b>13</b>	<b>54</b>	<b>4.2</b>	<b>11</b>	<b>0</b>	<b>2</b>	<b>18</b>	<b>9.0</b>	<b>12</b>	<b>0</b>

2014 POSTSEASON GAME-BY-GAME RETURN STATISTICS

Date/Opp.	GP	GS	PR	FC	Yards	Avg.	LG	TD	KR	Yards	Avg.	LG	TD
1/4 vs. CIN	1	0	0	0	0	0.0	0	0	0	0	0.0	0	0
1/11 @ DEN	1	0	0	0	0	0.0	0	0	1	0	0.0	0	0
1/18 @ NE													
<b>2014 TOTALS</b>	<b>2</b>	<b>0</b>	<b>0</b>	<b>0</b>	<b>0</b>	<b>0.0</b>	<b>0</b>	<b>0</b>	<b>1</b>	<b>0</b>	<b>0.0</b>	<b>0</b>	<b>0</b>

CAREER REGULAR SEASON STATISTICS

Year	RUSHING					RECEIVING						
	GP	GS	No.	Yards	Avg.	LG	TD	No.	Yards	Avg.	LG	TD
2014 IND	6	0	10	18	1.8	9	0	6	68	11.3	32	1
<b>TOTAL</b>	<b>6</b>	<b>0</b>	<b>10</b>	<b>18</b>	<b>1.8</b>	<b>9</b>	<b>0</b>	<b>6</b>	<b>68</b>	<b>11.3</b>	<b>32</b>	<b>1</b>

CAREER POSTSEASON STATISTICS

Year	RUSHING					RECEIVING						
	GP	GS	No.	Yards	Avg.	LG	TD	No.	Yards	Avg.	LG	TD
2014 IND	2	0	13	54	4.2	11	0	2	18	9.0	12	0
<b>TOTAL</b>	<b>2</b>	<b>0</b>	<b>13</b>	<b>54</b>	<b>4.2</b>	<b>11</b>	<b>0</b>	<b>2</b>	<b>18</b>	<b>9.0</b>	<b>12</b>	<b>0</b>

CAREER POSTSEASON RETURN STATISTICS

Year	GP	GS	PR	FC	Yards	Avg.	LG	TD	KR	Yards	Avg.	LG	TD
2014 IND	2	0	0	0	0	0.0	0	0	1	0	0.0	0	0
<b>TOTAL</b>	<b>2</b>	<b>0</b>	<b>0</b>	<b>0</b>	<b>0</b>	<b>0.0</b>	<b>0</b>	<b>0</b>	<b>1</b>	<b>0</b>	<b>0.0</b>	<b>0</b>	<b>0</b>

SPECIAL TEAMS TACKLES: 3 (2014 - 3)



**GREG TOLER**  
**Cornerback 6-0 190 St. Paul's**  
**NFL Exp: 6 (2nd Year with Colts)**  
**How Acquired: UFA – 2013 (ARI)**  
**Born: 1/2/85**  
**GP/GS (Postseason): 62/37 (5/3)**

**28**



**CAREER TRANSACTIONS:**

- Signed by the Colts as an unrestricted free agent on March 13, 2013.
- Originally selected by the Arizona Cardinals in the fourth round (131st overall) of the 2009 NFL Draft.

**2014 (COLTS):**

- Started at cornerback in the team's Week 1 contest at Denver (9/7). Totaled four solo tackles and led the team with three passes defended.
- In a Week 2 loss against Philadelphia (9/15), started at cornerback and finished with one tackle, one interception and one pass defended. The interception was the seventh of his career as he has posted picks in back-to-back home season openers (Oakland, 2013).
- Started at cornerback in a Week 3 victory at Jacksonville (9/21) and totaled five tackles, one tackle for loss, one interception and two passes defended. Posted the team's fifth touchdown of the game when he returned an interception 47 yards for a score. The interception return for a touchdown was the third of his career and his first since Dec. 16, 2012 against Detroit. The pick-six marked the third consecutive game at Jacksonville that the Colts returned an interception for a touchdown.
- Finished with two tackles in a Week 4 victory against Tennessee (9/28) starting at left cornerback. Was part of a secondary that limited the Titans to 176 net passing yards.
- Started at cornerback in a Week 5 win against Baltimore (10/5) and made three tackles. Was part of a secondary that limited the Ravens to 197 net passing yards.
- Compiled two tackles starting at cornerback in a Week 6 victory at Houston (10/9). Was part of a secondary that held the Texans to 196 net passing yards.
- Started at left cornerback in a Week 7 win against Cincinnati (10/19) and compiled two tackles and one pass defended. Was part of a defense that allowed only 135 net yards in the shutout victory.
- In a Week 8 loss at Pittsburgh (10/26), compiled a season-high eight solo tackles and one tackle for loss starting at left cornerback.
- Tallied six tackles (five solo) and added one pass defended in a Week 9 victory at the New York Giants (11/3). Was part of a defense that limited the Giants to 89 rushing yards.
- Started at left cornerback in a Week 11 loss against New England (11/16) and finished with eight tackles (six solo).
- Listed as inactive for a Week 12 win against Jacksonville (11/23).
- In a Week 13 victory against Washington (11/30), started at left cornerback and contributed with five tackles, 1.0 sack and one forced fumble. Added his first sack of the season and the second of his career when he dropped Colt McCoy for a 16-yard loss in the fourth quarter. He also forced a fumble on the play. The sack led to an eventual Redskins punt.
- Started at left cornerback in a Week 14 win at Cleveland (12/7) and finished with one tackle and one pass defended. Was part of a secondary that held the Browns to 137 net passing yards as wide receiver Josh Gordon caught only two passes for 15 yards.
- Contributed with seven solo tackles starting at left cornerback in a Week 15 victory against Houston (12/14). Part of a secondary that limited the Texans to 152 net passing yards.
- In at Week 16 loss at Dallas (12/21), started at left cornerback and finished with five tackles.
- Started at left cornerback in a Week 17 win at Tennessee (12/28) and posted three tackles and one pass defended. Was part of a defense that held the Titans to 50 net passing yards.
- In the team's AFC Wild Card Playoff win against Cincinnati (1/4/15), started at left cornerback and totaled two tackles while leading the team with three passes defended.
- Started at left cornerback in the team's AFC Divisional Playoff victory at Denver (1/11/15) and recorded six tackles (five solo) and one pass defended. Was part of a defense that held the Broncos to 288 net yards.

**2013 (COLTS):**

- Competed in nine games (seven starts) and posted 24 tackles (17 solo), one interception and seven passes defended.
- Made his first start as a member of the Colts at cornerback in the regular season opener against Oakland (9/8). Intercepted his first pass of the season in the first quarter and added a team-leading two passes defended and three solo tackles.
- Against Miami (9/15) in Week 2, finished with five tackles (four solo) and a team-leading two passes defended.
- In the team's Week 3 victory at San Francisco (9/22), notched three solo tackles. Was part of a secondary that limited 49ers quarterback Colin Kaepernick to two completions in the first half and 139 total net passing yards.
- Ranked third on the team with seven tackles (two solo) while adding two passes defended in the team's Week 5 victory against Seattle (10/6).
- In a Week 7 victory against Denver (10/20), was part of a secondary that held the Broncos and quarterback Peyton Manning to 2013 single-game first half lows in net yards (134) and net passing yards (101).
- Started his first career postseason contest at left cornerback during the team's Wild Card Playoff victory against Kansas City (1/4/14). Finished with two tackles prior to leaving the game with a groin injury.
- Placed on Injured Reserve on January 6.

**2012 (CARDINALS):**

- Played in 11 games (two starts), totaling 27 tackles (25 solo), eight passes defended and two interceptions, including one returned for a touchdown. Added one solo tackle on special teams.
- Notched seven solo tackles, two passes defended and his first interception of the season against Miami (9/30).
- Started at cornerback at Atlanta (11/18) and posted four tackles and one pass defended.
- Totaled two tackles and one pass defended in back-to-back games at the New York Jets (12/2) and at Seattle (12/9).
- In Week 15 against Detroit (12/16), intercepted a Matthew Stafford pass in the Arizona end zone and established a new franchise record when he returned it 102 yards for a touchdown. The return tied for the fourth-longest in NFL history and was the longest since safety Ed Reed returned an interception 107 yards for a touchdown on Nov. 23, 2008 against Philadelphia.

<b>TOLER SINGLE-GAME HIGHS</b>	
Tackles:	11 at STL (9/12/10)
Int:	1, eight times (Last: at JAX 9/21/14)
PD:	3, three times (Last: at DEN 9/7/14)

#### 2011 (CARDINALS):

- Suffered a left knee injury during a preseason contest against San Diego (8/27) and missed the entire season after being placed on Injured Reserve on August 29.

#### 2010 (CARDINALS):

- Started a career-best 13-of-14 games played, missing two games with a foot injury.
- Tallied 64 tackles (60 solo), nine passes defended, two interceptions, including one returned for a touchdown, two forced fumbles, one fumble recovery and 1.0 sack. Also added four special teams tackles.
- Made his first career start and registered a team-high 11 solo tackles and one forced fumble in the season opener at St. Louis (9/12).
- Recorded a team-high two special teams tackles to go with six solo tackles and his first career fumble recovery at Atlanta (9/19).
- Registered three tackles, two passes defended and tied for the team lead with two special teams tackles against Oakland (9/26).
- Tallied his first career sack as well as seven tackles, a team-high two passes defended and one forced fumble at San Diego (10/3). The fumble was returned 42 yards for a touchdown by safety Kerry Rhodes to tie the game at 7-7 in the second quarter.
- With Arizona up 23-13 in the fourth quarter against New Orleans (10/10), intercepted a Drew Brees pass at the Arizona 39-yard line. The interception marked the first fourth quarter interception by Brees in 26 games.
- Recorded six tackles and his first career touchdown on a 66-yard interception return against Dallas (12/25). The 66-yard interception return for a touchdown was Arizona's longest since Dominique Rodgers-Cromartie's 99-yard return on Dec. 7, 2008 against St. Louis.

#### 2009 (CARDINALS):

- Saw action in 13 regular season games and was inactive for three contests.
- Totaled nine tackles (eight solo), two passes defended and one interception in the regular season. Added nine tackles (five solo) and one pass defended in two postseason games.
- Posted six special teams tackles.
- Played in his first career game at Jacksonville (9/20).
- Registered his first special teams tackle of his career against Indianapolis (9/27).
- Recorded two tackles and his first career interception against St. Louis (12/27).
- Notched seven tackles and one pass defended in the regular season finale against Green Bay (1/3/10).
- Played in his first career postseason game, but did not register any statistics in an NFC Wild Card Playoff contest against Green Bay (1/10/10).
- Led all Arizona defensive backs with nine tackles in an NFC Divisional Playoff game at New Orleans (1/16/10).

#### COLLEGE:

- Started 40 collegiate games and established school records with 16 interceptions and 38 passes defended at Saint Paul's.
- Was a three-time First Team All-CIAA selection earning the award as a freshman, sophomore and senior.
- Established school and CIAA records with eight blocked kicks during his career, returning a blocked field goal 82 yards for a touchdown.
- Earned First Team HBCU All-America honors as a senior in 2008 after establishing career highs with 51 tackles, six interceptions and 13 passes defended.
- Was named the Virginia Small School Defensive Player of the Year.
- As a senior, tied for ninth in the nation and second in the league with seven interceptions and set the school record with three blocked kicks, returning one blocked punt for a touchdown.
- Earned notice with his standout showings in the East Coast Bowl (two interceptions, seven tackles and a pass defended) and Cactus Bowl (interception returned 51 yards for a touchdown and eight tackles) All-Star Games, earning MVP honors in both.

#### PERSONAL:

- Attended Northwestern High School in Hyattsville, Md.
- Was a two-time all-metro choice as a cornerback, wide receiver and return specialist.
- After graduating from Northwestern High School, played semi-pro football for the D.C. Explosion before getting a chance to play at Saint Paul's.
- When Arizona drafted him out of Saint Paul's College, a Division II school outside Lawrenceville, Va., he became the first player from the school ever taken in the NFL Draft. He will remain the only player drafted from the school, as they discontinued their football program in July of 2011.
- Returned to St. Paul's in 2011 and graduated with a degree in criminal justice and a minor in sociology in May of 2012.
- A native of Washington, D.C.



**2014 GAME-BY-GAME STATISTICS**

Date/Opp.	GP	GS	Solo	Asst.	Total	Sacks	PD	FF	FR	INT	Yds	Avg.	LG	TD
9/7 @ DEN	1	1	4	0	4	0.0	3	0	0	0	0	0.0	0	0
9/15 vs. PHI	1	1	1	0	1	0.0	1	0	0	1	0	0.0	0	0
9/21 @ JAX	1	1	4	1	5	0.0	2	0	0	1	47	47.0	47t	1
9/28 vs. TEN	1	1	2	0	2	0.0	0	0	0	0	0	0.0	0	0
10/5 vs. BAL	1	1	3	0	3	0.0	0	0	0	0	0	0.0	0	0
10/9 @ HOU	1	1	1	1	2	0.0	0	0	0	0	0	0.0	0	0
10/19 vs. CIN	1	1	2	0	2	0.0	1	0	0	0	0	0.0	0	0
10/26 @ PIT	1	1	8	0	8	0.0	0	0	0	0	0	0.0	0	0
11/3 @ NYG	1	1	5	1	6	0.0	1	0	0	0	0	0.0	0	0
11/16 vs. NE	1	1	6	2	8	0.0	0	0	0	0	0	0.0	0	0
11/23 vs. JAX	INACTIVE													
11/30 vs. WAS	1	1	5	0	5	1.0	0	1	0	0	0	0.0	0	0
12/7 @ CLE	1	1	1	0	1	0.0	1	0	0	0	0	0.0	0	0
12/14 vs. HOU	1	1	7	0	7	0.0	0	0	0	0	0	0.0	0	0
12/21 @ DAL	1	1	2	3	5	0.0	0	0	0	0	0	0.0	0	0
12/28 @ TEN	1	1	2	1	3	0.0	1	0	0	0	0	0.0	0	0
<b>2014 TOTALS</b>	<b>15</b>	<b>15</b>	<b>53</b>	<b>9</b>	<b>62</b>	<b>1.0</b>	<b>10</b>	<b>1</b>	<b>0</b>	<b>2</b>	<b>47</b>	<b>23.5</b>	<b>47t</b>	<b>1</b>

**2014 POSTSEASON GAME-BY-GAME STATISTICS**

Date/Opp.	GP	GS	Solo	Asst.	Total	Sacks	PD	FF	FR	INT	Yds	Avg.	LG	TD
1/4 vs. CIN	1	1	2	0	2	0.0	3	0	0	0	0	0.0	0	0
1/11 @ DEN	1	1	5	1	6	0.0	1	0	0	0	0	0.0	0	0
1/18 @ NE														
<b>2014 TOTALS</b>	<b>2</b>	<b>2</b>	<b>7</b>	<b>1</b>	<b>8</b>	<b>0.0</b>	<b>4</b>	<b>0</b>	<b>0</b>	<b>0</b>	<b>0</b>	<b>0.0</b>	<b>0</b>	<b>0</b>

**CAREER REGULAR SEASON STATISTICS**

Year	GP	GS	Solo	Asst.	Total	Sacks	PD	FF	FR	INT	Yds	Avg.	LG	TD
2014 IND	15	15	53	9	62	1.0	10	1	0	2	47	23.5	47t	1
2013 IND	9	7	17	7	24	0.0	7	0	0	1	26	26.0	26	0
2012 ARI	11	2	25	2	27	0.0	8	0	0	2	102	51.0	102t	1
2011 ARI	INJURED RESERVE													
2010 ARI	14	13	60	4	64	1.0	9	2	1	2	66	33.0	66t	1
2009 ARI	13	0	8	1	9	0.0	2	0	0	1	0	0.0	0	0
<b>TOTAL</b>	<b>62</b>	<b>37</b>	<b>163</b>	<b>23</b>	<b>186</b>	<b>2.0</b>	<b>36</b>	<b>3</b>	<b>1</b>	<b>8</b>	<b>241</b>	<b>30.1</b>	<b>102t</b>	<b>3</b>

**CAREER POSTSEASON STATISTICS**

Year	GP	GS	Solo	Asst.	Total	Sacks	PD	FF	FR	INT	Yds	Avg.	LG	TD
2014 IND	2	2	7	1	8	0.0	4	0	0	0	0	0.0	0	0
2013 IND	1	1	2	0	2	0.0	0	0	0	0	0	0.0	0	0
2009 ARI	2	0	5	4	9	0.0	1	0	0	0	0	0.0	0	0
<b>TOTAL</b>	<b>5</b>	<b>3</b>	<b>14</b>	<b>5</b>	<b>19</b>	<b>0.0</b>	<b>5</b>	<b>0</b>	<b>0</b>	<b>0</b>	<b>0</b>	<b>0.0</b>	<b>0</b>	<b>0</b>

**SPECIAL TEAMS TACKLES:** 11 (2012 - 1, 2010 - 4, 2009 - 6)



**ADAM VINATIERI**  
**Kicker 6-0 209 South Dakota State**  
**NFL Exp: 19 (9th Year with Colts)**  
**How Acquired: UFA – 2006 (NE)**  
**Born: 12/28/72**  
**GP/GS (Postseason): 290/0 (29/0)**

**4**



**CAREER TRANSACTIONS:**

- Signed by the Colts as an unrestricted free agent on March 22, 2006.
- Signed as a free agent by the New England Patriots on June 28, 1996.
- Originally signed as a free agent with Amsterdam of the World League in 1996.

**PRO CAREER:**

- Selected to three Pro Bowls in 2002, 2004 and 2014.
- A three-time Associated Press NFL All-Pro team selection (2002, 2004 and 2014). In 2014, joined Pat McAfee as just the fourth punter-kicker duo from the same team to both earn recognition in the same season.
- Named to the 2014 PFWA All-NFL Team.
- Has hit two last-minute game-winning field goals in the Super Bowl (Super Bowl XXXVI vs. St. Louis on February 3, 2002, and Super Bowl XXXVIII vs. Carolina on February 1, 2004) and has been part of four Super Bowl Championship teams including Super Bowl XXXVI, Super Bowl XXXVIII, Super Bowl XXXIX and Super Bowl XLI.
- Is the only kicker in NFL history to record successful field goals in four Super Bowls (XXXVI, XXXVIII, XXXIX and XLI) and is the only kicker in league history to have played in five Super Bowls.
- Became the seventh player in NFL history to reach 2,000 career points.
- Has converted 478-of-571 career field goals for an 83.7 percentage, which currently ranks 14th all-time in the NFL.
- Has totaled 2,146 career points (including one two-point conversion), which ranks fourth in league annals and first among active players in the AFC.
- Has totaled 17 100-plus point seasons (1996-2008, 2010, 2012-14), which set an NFL record, surpassing Jason Elam's previous mark of 16.
- Led the NFL in field goal percentage and points scored in 2004 having converted 31-of-33 field goals (93.9%) and all 48 PATs for 141 points. His 31 field goals tied a career-high which he originally set in 1998. Also led the league in field goal percentage in 2010 (92.9) and 2014 (96.8).
- In his career, is responsible for 24 game-winning field goals in the final minute of the fourth quarter or overtime.
- Split the uprights on a career-best 57-yard field goal at Chicago on November 10, 2002.
- Holds NFL postseason records with 56 field goals made, 67 field goal attempts, 65 extra points, 233 career points, 29 consecutive games scoring, 49 seasonal points and is tied for the most field goals made in a postseason game with five (vs. Indianapolis, 1/18/04 and at Baltimore, 1/13/06).
- Set a new team record for the longest field goal in postseason history with a 53-yard conversion in the fourth quarter of an AFC Wild Card Playoff win against Cincinnati (1/4/15).
- Has scored at least one point in 177 consecutive regular season games. The streak dates back to September 14, 2003 against Philadelphia.
- Converted 35 consecutive field goals from December 22, 2013 - December 28, 2014. It's the longest streak of his career surpassing his previous best of 25 from Nov. 24, 1996 - Nov. 9, 1997. It's also the second longest streak in franchise history (Mike Vanderjagt, 42) and the fourth-longest streak in NFL history.
- Converted 33 consecutive field goals in the regular season at Lucas Oil Stadium dating back to the 2009 season. The streak ended with his second quarter miss against Houston (12/22/11).
- Became the first player in NFL history to record 900 points with two different teams (New England) and 200 field goals made with two different teams.
- Against San Diego on October 14, 2013, converted two field goals of 50-plus yards (50 and 51) in a single game for the first time in his career.
- Tied an NFL record for successful field goals made from 40-49 yards in a single game during a Dec. 1, 2013 win against Tennessee.
- Has earned AFC Special Teams Player of the Week honors on 15 occasions, NFL Player of the Week honors one time (playoffs) and is a three-time AFC Special Teams Player of the Month candidate (2004, 1999, 1998).

**2014 (COLTS):**

- In the team's Week 1 meeting at Denver (9/7), split the uprights on a 25-yard field goal and three extra points for six total points. With his extra point conversion in the second quarter, extended his streak of consecutive games having scored at least one point to 162. With his field goal in the third quarter, tallied his 541st career field goal attempt, which surpassed Jason Elam for the ninth-most in NFL history. His three extra points tied Mike Vanderjagt (149) for the most consecutive PATs in team history.
- Converted 2-of-2 field goals and three PATs against Philadelphia (9/15). With his first extra point attempt in the first quarter, passed Jason Hanson (673) for sole possession of fifth place in career attempts NFL history. He also surpassed Mike Vanderjagt for the most consecutive PATs made in team history and now has 152. With three extra points, Vinatieri passed Jason Hanson (665) for the fifth-most in NFL history. He extended his streak of consecutive games having scored at least one point to 163.
- In a Week 3 victory at Jacksonville (9/21) split the uprights on 3-of-3 field goals and all five extra point attempts. Tallied a 48-yard field goal on the opening offensive possession and added conversions of 43 yards and 25 yards in the second quarter. With his first field goal conversion of 48 yards in the first quarter, improved his streak of consecutive games having scored at least one point to 164. Following his second kick of 43 yards, passed Matt Stover for fourth place in NFL history in career field goals made between 40-49 yards, now with 129. With five extra point attempts, passed Jason Elam (679) for fourth place in career PAT attempts NFL history. Improved his team record with 157 consecutive extra points.
- Converted 2-of-2 field goals and all five PATs for 11 points in a Week 4 win against Tennessee (9/28). With his first extra point of the game in the first quarter, extended his streak of consecutive games having scored at least one point to 165. Also improved his team record of consecutive extra points to 162. With five extra points made, passed Jason Elam (675) for fourth place in NFL history. Added field goals of 31 and 30 yards in the second quarter marking his 13th and 14th consecutive field goals made dating back to December 22, 2013 at Kansas City.
- In a Week 5 win against Baltimore (10/5) split the uprights on 2-of-2 field goals

**VINATIERI SINGLE-GAME HIGHS**

FGA:	6 vs. JAX (9/22/96)
FGM:	5, three times (Last: vs. TEN 12/1/13)
LG:	57 at CHI (11/10/02)
Pts:	17 at BUF (11/14/04)

and two PATs for eight points against the Ravens. Opened the scoring with his 38-yard field goal at the 9:44 mark of the first quarter. The field goal extended his streak of consecutive games having scored at least one point to 166. With field goals of 38 and 34 yards, he has converted 16 consecutive kicks.

- Converted 2-of-2 field goals and three PATs for nine points in a Week 6 win at Houston (10/9). Opened the scoring with a 27-yard field goal in the first quarter and improved his streak of consecutive games scoring at least one point to 167. Following his first extra point of the game in the first quarter, became the first player in NFL history to score 900 career points with two different teams. With his 34-yard field goal in the second quarter, passed John Carney (2,062) for the fourth-most career points scored in NFL history. Continues a streak of 18 consecutive field goals made dating back to the 2013 season. With two field goals, he established the third-longest streak in franchise history.
- In a Week 7 victory against Cincinnati (10/19), converted both field goal attempts and all three extra points for nine points. Gave the Colts a 3-0 lead in the first quarter with his 23-yard field goal. With the kick, he improved his streak of consecutive games having scored at least one point to 168. With two field goals made (23 and 50), passed John Kasay (461) for the sixth-most field goals converted in NFL history. Improved his streak of consecutive field goals made to 20. His streak currently ranks third in franchise history and dates back to Dec. 22, 2013. He has also converted every field goal (14-of-14) and extra point (24-of-24) attempt this season. With his 50-yard field goal in the fourth quarter, tied John Carney, Steve Christie, Mason Crosby, Al Del Greco and Eddie Murray (21) for 17th place all-time in NFL history. The 50-plus yard attempt also moved him in sole possession of second place in team history surpassing Mike Vanderjagt (21).
- Converted 2-of-2 field goals and four PATs for 10 points in a Week 8 loss at Pittsburgh (10/26). Opened the scoring with a 31-yard field goal on the team's opening offensive possession. Became the first kicker in NFL history to log more than 200 field goals with two different teams (236 with New England). Improved his streak of consecutive games scoring at least one point to 169. Following a blocked punt in the second quarter, the Colts drove 46 yards in seven plays running the two minute offense. It led to a 23-yard field goal conversion, which cut Pittsburgh's lead to 35-20 at halftime. Improved his streak of consecutive field goals made to 22. His streak currently ranks third in franchise history and dates back to Dec. 22, 2013. He has also converted every field goal (16-of-16) and extra point (28-of-28) attempt this season.
- In a Week 9 win at the New York Giants (11/3), converted 4-of-4 field goals and four PATs for 16 points. His four field goals marked a season-high and his most dating back to Dec. 1, 2013 against Tennessee. Gave the Colts a 3-0 lead with his 48-yard field goal on the team's first possession of the game. With the kick, he improved his streak of consecutive games scoring at least one point to 170. With his 48-yard field goal conversion at the end of the second quarter, tied his longest streak of consecutive field goals made (25), set from Nov. 24, 1996 to Nov. 9, 1997. He then set a new career-best streak with his 26th straight conversion with his 43-yard field goal in the fourth quarter. The streak ranks third in franchise history and dates back to Dec. 22, 2013. With four field goals attempts, passed Jan Stenerud (558) for eighth place in NFL history. With his second extra point of the game in the third quarter, reached 700 career PATs.
- Converted two-of-two field goals and two PATs for eight points in a Week 11 loss against New England (11/16). Gave Indianapolis its first points of the game with a 31-yard field goal at the 4:19 mark in the first quarter. With the kick, he improved his streak of consecutive games having scored at least one point to 171 and became the fourth player in league history to reach 2,100 career points. Added his second field goal of the game, a 53-yarder in the third quarter, to cut New England's lead to 21-13. With the kick, Vinatieri tied the second longest streak of consecutive field goals made in franchise history and improved his current career-best to 28. Tied Nick Lowery and Matt Prater for 15th place all-time in NFL history with 22 career field goals made from 50-plus yards. Following his second extra point of the game in the fourth quarter, Vinatieri notched his eighth point and recorded his 17th career 100-point season (1996-2008, 2010, 2012-14), which set an NFL record.
- In a Week 12 victory against Jacksonville (11/23), converted 3-of-3 field goals and two PATs for 11 points. With his first field goal of the game (46 yards), gave Indianapolis a 3-0 lead and improved his streak of consecutive games having scored at least one point to 172. He also took sole possession of second place for the longest streak of consecutive field goals made in franchise history with 29. He finished the game with three-straight field goals improving his streak to 31. With his 20-yard field goal at the end of the second quarter, surpassed Matt Stover for fifth place in NFL history in career field goals made. He also passed Stover and John Kasay for sixth place in career field goal attempts. Added a 32-yard field goal in the fourth quarter, his third of the game, to give Indianapolis a 23-3 advantage.
- Split the uprights on all seven of his extra point attempts in a Week 13 win against Washington (11/30). Set a single-game career-high with seven extra points made and attempted. The seven PATs are also tied for the third most in a game in franchise history. It's the highest total of extra points for the Colts dating back to Nov. 14, 2004 against the Houston Texans. Improved his streak of consecutive games having scored at least one point to 173. With seven PATs, topped 700 career extra points.
- In a Week 14 victory at Cleveland (12/7), converted 2-of-2 field goals and one PAT for seven points. With his second quarter extra point, improved his streak of scoring at least one point to 174 consecutive games. With his 51-yard field goal in the third quarter, tied Rian Lindell and Josh Scobee (23) for 14th place all-time in NFL history in conversions from 50-plus yards. Took sole possession of second place for the most 50-yard field goals made in Colts history and set a new franchise record for the most consecutive 50-plus yard field goals made. Added his second field goal from 33 yards in the fourth quarter to cut Cleveland's lead to 21-19. With the kick, passed Matt Stover (146) for fifth place in NFL history in kicks made between 30-39 yards.
- Converted his lone field goal attempt (29 yards) while adding two extra points in a Week 15 win against Houston (12/14). With his second quarter extra point, improved his streak of consecutive games scoring at least one point to 175. Added a 29-yard field goal in the fourth quarter to give the Colts a 17-10 lead. With the conversion, he took sole possession of fourth place in NFL history for the longest streak of consecutive field goals made with 34.
- Notched one extra point in a Week 16 loss at Dallas (12/21) and improved his streak of consecutive games with at least one point to 176.
- Converted 2-of-3 field goals and three PATs for nine points in a Week 17 victory at Tennessee (12/28). Concluded the regular season with 140 points, the third-highest total in a single season in franchise history. On his first extra point of the game in the first quarter, improved his streak of consecutive games scoring at least one point to 177. Gave the Colts a 17-7 lead in the second quarter with his 23-yard field goal conversion. It was his 35th consecutive field goal made dating back to 2013. In the third quarter, missed a 46-yard attempt ending his consecutive field goal streak at 35, the fourth longest streak in NFL history. Converted a 26-yard field goal at the start of the fourth quarter to give the Colts a 20-10 lead. With the kick, he tied John Carney for the fourth-most field goals made in NFL history.
- In an AFC Wild Card Playoff victory against Cincinnati (1/4/15), converted 4-of-4 field goals and two PATs for 14 points against the Bengals. His 14 points are the third-most by a player in a single-game in Colts postseason history and the second-most by a kicker in a single-game (Adam Vinatieri, 15 at Baltimore on 1/13/07). His four field goals made were the second-most by a kicker in Colts postseason history and his four field goal attempts tied for the second-most in a single game. Set a new team record for the longest field goal in postseason history with a 53-yard conversion in the fourth quarter. The kick topped his previous team record of 52 yards (at Baltimore on 1/6/13). Moved into sole possession of second place for the most career postseason games played in NFL history. With 14 points scored against Cincinnati, improved his NFL record of career postseason points to 227. With his first extra point of the game, improved his NFL record of consecutive postseason games scoring at least one point to 28. He also moved into a tie for second place in NFL history for consecutive games converting at least one field goal to 12 with his 38-yard conversion in the second quarter. With four field goals, improved his NFL record for the most career postseason field goals made to 55. He also improved his NFL



record for the most career postseason field goal attempts to 65. With two extra points made, improved his NFL record for the most career postseason extra points made to 62.

- Converted 1-of-2 field goals and three PATs for six points in the team's AFC Divisional Playoff win at Denver (1/11/15). Tied Jerry Rice for the most games played in NFL postseason history with 29. With six points, improved his NFL record of career postseason points to 233. Improved his NFL record of consecutive postseason games scoring at least one point to 29. With one field goal, moved into a tie for first place in NFL history in consecutive postseason games converting at least one field goal (13). Also improved his NFL record for the most career postseason field goals made to 56 and attempts to 67. With three extra points made, improved his NFL record for the most career postseason extra points made to 65.

#### 2013 (COLTS):

- Converted 35-of-40 field goals and all 34 extra point attempts for 139 points. His field goal and field goal attempt totals established new career highs while his point total ranked as the second-highest for a single season (141 in 2004).
- Recorded his 16th 100-plus point season, which tied Jason Elam for the most in NFL history.
- Became the seventh player in NFL history to reach 2,000 career points.
- Moved into fifth place on the NFL's all-time scoring list at the conclusion of the regular season.
- Was named AFC Special Teams Player of the Week on two occasions (Weeks 11 and 17).
- In the regular season opener against Oakland (9/8), finished the game with three extra points and passed John Carney for eighth place all-time in league history. He also improved his streak of consecutive games scoring to 147 while tallying a point in his 100th consecutive game with the Colts.
- Against Miami (9/15) in Week 2, converted 2-of-3 field goal attempts while adding two PATs against the Dolphins for eight points. He passed Lou Michaels for the second-most extra points made in franchise history (264).
- Converted 2-of-3 field goals against San Francisco in Week 3 (9/22). His first kick (43 yards) gave the Colts a 10-7 lead in the second quarter and was his first field goal attempt at Candlestick Park. Added his second field goal (41 yards) in the third quarter to give Indianapolis a 13-7 advantage. With three extra points, moved past Lou Michael (270) for the second-most PAT attempts in Colts history.
- Converted 2-of-2 field goals and two PATs for eight points against the Seahawks (10/6) in Week 5. He split the uprights on his first attempt of 41 yards in the second quarter to cut Seattle's lead to 19-17 and added a 49-yard kick in the fourth quarter to seal a 34-28 victory. With his first extra point of the game in the first quarter, passed Norm Johnson (638) for seventh place on the league's all-time PAT list.
- Split the uprights on all three field goal attempts for nine points in a Week 6 loss at San Diego (10/14). Gave the Colts a 3-0 lead when he converted on a 30-yard attempt on the team's opening offensive possession of the game. The field goal marked the third time this season the Colts tallied points on their opening offensive drive. Notched his second successful kick at the end of the second quarter with a 50-yard conversion and added a 51-yard attempt in the fourth quarter. The two field goals of 50-plus yards gave him 10 total as a member of the Colts. It also marked the first time in his career that he converted two field goals of 50-plus yards in a single game.
- In a Week 7 victory against Denver (10/20), converted all three field goals and all four PATs for 13 points. Gave the Colts their first points of the game with a 27-yard field goal in the first quarter. Split the uprights on his second attempt of 52 yards in the fourth quarter, which gave the Colts a 36-17 lead. It was his third field goal of 50-plus yards in the season. His third kick of the night, a 42-yard conversion gave Indianapolis a two possession lead (39-30) with 5:57 remaining in the contest. With four PATs against the Broncos, he passed Lou Groza (641) for the sixth-most in NFL history.
- Converted 2-of-3 field goals and one PAT for seven points against Houston (11/3). With seven points, passed Marvin Harrison (778) for the third-most points in Colts history.
- In a Week 11 victory at Tennessee (11/14), converted 3-of-3 field goals and three PATs for 12 points. With his second field goal of the game (30 yards) as time expired in the second half, he passed Dean Biasucci (783) for the second-most points scored in Colts history. Split the uprights on his third field goal of the game (50 yards) to give the Colts a 23-17 lead in the third quarter. The kick tied his career-high for 50-yard field goals in a single season (four in 2012). The field goal also marked his 20th career conversion from 50-plus yards, which ranks tied for 21st in NFL history. With three extra point attempts, passed Lou Groza (657) for the sixth-most PAT attempts in NFL history. Earned AFC Special Teams Player of the Week accolades for his performance.
- In a Week 13 victory against Tennessee (12/1), converted 5-of-5 field goals and one PAT for 16 points. With his second kick from 48 yards, became the second player in NFL history to score 800 points with two different teams. Notched his third field goal in the second quarter (45 yards) to give the Colts a 9-7 lead. It was the second time in his career that he split the uprights on three field goals of 40-plus yards in a single contest. Added a 37-yard field goal as time expired in the second quarter and tied his career-high for field goals made in the first half of a single game (four). Also hit four first half field goals as a member of the Patriots on Sept. 11, 2000 against the New York Jets and Nov. 7, 2004 against the St. Louis Rams. Tied his career-high and a franchise record with his fifth field goal conversion (49 yards) in the third quarter. Recorded his 100th point of the season, which tied him with Jason Elam for the most 100-point seasons in NFL history (16). On the kick, tied an NFL record for successful field goals made from 40-49 yards (tied with nine other players) in a single game. With five field goals in the game, passed Jason Elam (436) for seventh place in NFL history in all-time field goals made. Also passed John Kasay (120) for fifth place in league history in successful kicks made between 40-49 yards.
- Split the uprights on four extra points in a Week 14 loss at Cincinnati (12/8). With four points, passed John Kasay (1,970) for eighth place on the NFL's all-time scoring list.
- Converted 3-of-3 field goals and two PATs for 11 points in a Week 15 victory against Houston (12/15). Logged a 37-yard field goal in the second quarter and passed Dean Biasucci (176) for the second-most field goals made in franchise history.
- In a Week 16 victory at Kansas City (12/22), split the uprights on 3-of-4 field goals and two PATs for a total of 11 points. Converted his first field goal of the game in the second quarter (46 yards) and passed Jason Elam (1,983) for sole possession of seventh place on the NFL's all-time scoring list. With his third successful kick of the game (30 yards), Vinatieri set a new single-season career-high for field goals made (32) topping his previous mark of 31 which was set in 1998 and 2004. He has also converted at least three field goals in a single game this season on seven occasions.
- Split the uprights on 3-of-3 field goals and three PATs for 12 points in a Week 17 win against Jacksonville (12/29). With his 26-yard field goal as time expired in the second quarter, became the seventh player in NFL history to reach 2,000 career points. Passed George Blanda (2,002) and Matt Stover (2,004) for the fifth-most points scored in NFL history. Finished the season with 139 points, which is the third-highest point total by a member of the Colts in a single season, passing Cary Blanchard's 135 in 1996. The total also marked the second-highest single-season point total of his career (141 in 2004). With three field goals against Jacksonville, moved into sole possession of third place for the most field goals made in a single season in franchise history. His 35 field goals were a personal career best. Improved his streak of consecutive games having scored at least one point to 161. Was named AFC Special Teams Player of the Week for his performance for the second time in 2013.
- Played in his 26th career postseason game during the team's Wild Card Playoff victory against Kansas City (1/4/14), which ranks tied for fourth in the NFL. Converted one field goal and six PATs for a total of nine points. Split the uprights on a 37-yard field goal in the second quarter to cut the Chiefs lead to 24-10. His six extra points ranked as the second-most for a single-game in team postseason history. He also tied David Akers (58) for the most career PATs in NFL postseason history.
- During the team's Divisional Playoff loss at New England (1/11/14), converted 2-of-2 field goals and two PATs for eight points. Split the uprights on an extra point following the team's first touchdown of the game and took sole possession of first place on the NFL's all-time

postseason extra point list, topping David Akers' old record of 58. His 36-yard field goal in the second quarter cut New England's lead to 21-10. Added his second field goal of the game (21 yards) on the team's first offensive drive in the third quarter to trim the Patriots' lead to 21-15. Played in his 27th career postseason game, which ranks tied for the second-most in NFL history with D.D. Lewis.

#### 2012 (COLTS):

- In 16 games, converted 26-of-33 field goals (78.8%), including a long of 53 yards, and was successful on all 37 extra points for 115 total points.
- Ranked eighth among AFC kickers and 16th among NFL kickers in scoring.
- Topped 100 points for the season for the 15th time in his career, which ranks second behind Jason Elam's 16 seasons.
- Became the 11th player in NFL history with 600-plus career PAT attempts in the season opener at Chicago (9/9).
- Notched the game-winning 53-yard kick with eight seconds remaining in the fourth quarter against Minnesota (9/16), which was the longest game-winning field goal of his career.
- Became the eighth player in NFL history with 400 career field goals at Tennessee (10/28). He also exceeded 1,800 points for his NFL career. Following his PAT attempt after Delone Carter's game-tying touchdown, Vinatieri became the 10th player in NFL history with 600 extra points for a career. Vinatieri competed in his 250th NFL game, which ranked second among active players (Jason Hanson).
- With five points at Detroit (12/2), he passed Lenny Moore (678) for fourth place on the team's all-time scoring list.
- Tied his season-long field goal with a 53-yard kick in the fourth quarter to give the Colts a 24-23 advantage against Tennessee (12/9). The field goal moved him into third place in franchise history in 50-plus-yard field goals (eight), passing Raul Allegre and Cary Blanchard.
- Tallied four extra points against Houston (12/30) and passed Dean Biasucci (255) for third in Colts history in career PATs.
- Split the uprights on three-of-four field goal attempts in the team's AFC Wild Card Playoff loss at Baltimore (1/6/13). With the kicks, he recorded his 25th consecutive postseason game having scored at least one point, which is an NFL record. Improved his NFL record of field goals made in the postseason to 48. With his 52-yard field goal in the second quarter, has now converted four-of-five field goals from 50-plus yards in the postseason, which is a new NFL postseason record. The 52-yard kick was also the longest of his postseason career. Ended the game having converted 22-of-24 field goal attempts in the postseason as a member of the Colts. With nine points, he improved his current NFL postseason record to 196.

#### 2011 (COLTS):

- In 16 games, converted 23-of-27 field goal attempts and all 24 extra points for 93 total points.
- Split the uprights on all four field goal attempts, including a 52-yarder against Cleveland (9/18). His 52-yard long was his longest field goal since 2008 when he converted from the same distance against New England (11/2/08).
- Connected on a 53-yard field goal against Kansas City (10/9), which was tied for the fourth-longest kick of his career (regular and postseason).
- Made his only field goal attempt at Tennessee (10/30), which moved him above the 1,700-point plateau and extended his streak of consecutive games scoring to 122.
- Split the uprights on field goals of 43 and 31 yards against Carolina (11/27) and moved past Nick Lowery (1,711) for ninth place on the NFL's all-time career points list.
- Remained perfect in field goal attempts in his career against Baltimore (10 kicks), having split the uprights on a 22-yard kick at the Ravens (12/11).
- Hit on field goals of 23, 32, 47 and 31 yards against Houston (12/22). With his 47-yard field goal in the third quarter, Vinatieri (385) surpassed Nick Lowery (383) for eighth place on the NFL's all-time field goals list. Missed a 42-yard attempt at the end of the first half, which ended his streak of 33 consecutive field goals made at Lucas Oil Stadium in the regular season.
- Scored the Colts first points of the game with a 48-yard field goal in the second quarter at Jacksonville (1/1/12), extending his consecutive games scoring streak to 130. Also connected on a 20-yard field goal in the third quarter.

#### 2010 (COLTS):

- Appeared in all 16 games and converted 26-of-28 field goals and all 51 PATs for 129 points.
- Named AFC Special Teams Player of the Week for his performances against Cincinnati (11/14) and Tennessee (1/2).
- His point total marked the second-highest of his career (141 in 2004) and his extra point total set a career-best.
- Became the seventh NFL kicker in league history to record 500-plus points with two different teams.
- Split the uprights on two field goals and three PATs at Denver (9/26).
- Converted four field goals and one extra point against Kansas City (10/10).
- Made two field goals at Washington (10/17) and surpassed Al Del Greco (347) to move into 11th place in NFL history for most field goals made.
- Notched three field goals on three attempts and three PATs against Houston (11/1). Surpassed Al Del Greco (1,584) for the 13th most kicking points in NFL history.
- Surpassed Eddie Murray (1,594) for the 12th most kicking points in league history and tied Murray (352) for 11th in most field goals made with one field goal and three PATs at Philadelphia (11/7).
- Was named AFC Special Teams Player of the Week with three field goals and two PATs against Cincinnati (11/14). Became the 12th NFL kicker with 1,600-plus career points.
- Hit three field goals and three extra points at Tennessee (12/9) to surpass 100 points for the 14th time in his career.
- Was named AFC Special Teams Player of the Week after booting three field goals and two PATs against Tennessee (1/2/11), and his 43-yarder at the final gun was his 23rd career game-winning field goal.
- Split the uprights on three field goal attempts while adding one PAT in the Wild Card Playoffs against the New York Jets (1/8/11).

#### 2009 (COLTS):

- Saw action in six games, appearing in the first five and was inactive for the remaining contests.
- Named to the NFL's All-Decade Team as well as The Sporting News and Sports Illustrated NFL All-Decade Team (2000-09).
- Converted seven-of-nine field goals and 17 PATs for 38 points.
- Split the uprights on two field goals and three PATs at Miami (9/21).
- Was two-of-two in field goal attempts with the addition of four extra points against Seattle (10/4).
- Was inactive for the postseason against Baltimore in the Divisional Playoffs (1/16/10), the New York Jets in the AFC Championship Game (1/24/10) and Super Bowl XLIV vs. New Orleans (2/7/10).

#### 2008 (COLTS):

- Played in 16 games and was 20-of-25 in field goals while adding 43 PATs for 103 points, his 13th consecutive year topping 100-plus points.
- Earned AFC Special Teams Player of the Week honors for his performance against New England (11/2).
- Contributed with three special teams tackles (two solo).
- Hit a 47-yard game-winning field goal with three seconds remaining at Minnesota (9/14), which was the 21st game-winning kick of his



career.

- Split the uprights on a 52-yard kick vs. New England (11/2) with 8:05 remaining for the deciding points in an 18-15 victory. Was named AFC Special Teams Player of the Week.
- Hit four-of-four field goals and three PATs against Houston (11/16).
- Notched three field goals, including a 51-yard game-winner with no time remaining in the fourth quarter at San Diego (11/23). The kick was the longest game-winning field goal of his career.
- Totaled one field goal and two PATs in the Wild Card Playoffs at San Diego (1/3/09).

#### 2007 (COLTS):

- Appeared in 16 games and totaled 23-of-29 field goals and 49-of-51 PATs for 118 points.
- His 118 points marked his 12th consecutive 100-plus point season.
- Scored seven-plus points in 12 games, including his first eight games.
- Split the uprights on three-of-three field goals and three PATs for 12 points and his third consecutive double-digit scoring game at Houston (9/23).
- Kicked his 20th career game-winning field goal in the final minute of the fourth quarter or overtime with a 24-yarder with three seconds remaining against Kansas City (11/18).
- Totaled one field goal and three PATs for six points against San Diego (1/13/08) in the Divisional Playoffs.

#### 2006 (COLTS):

- Saw action in 13 games in his first season with the Colts and was inactive for games 3-5 with an injury.
- Had played in 162 consecutive games before missing one against Jacksonville (9/24).
- Was named AFC Special Teams Player of the Week for his performance at the New York Giants (9/10) and at Denver (10/29).
- Totaled 25-of-28 field goals and 38 PATs for 113 points.
- Recorded four field goals on four attempts at the New York Giants (9/10) and was named AFC Special Teams Player of the Week for his performance.
- Hit four field goals and the game-winning 37-yard kick with two seconds left at Denver (10/29) and was named AFC Special Teams Player of the Week for his efforts.
- Appeared in four postseason games and tallied 14-of-15 field goals and seven PATs for an NFL single postseason record 49 points. Topped Terrell Davis' 48 points in 1997. Scored 10-plus points in every game.
- Converted three-of-three field goals and two PATs against Kansas City in the Wild Card Playoffs (1/6/07). Recorded his first career 50-plus yard postseason field goal.
- Split the uprights on five-of-five field goals for the team's 15 points in a 15-6 win at Baltimore in the Divisional Playoffs (1/13/07). Tied the record he already shared with six other kickers for the most field goals made in a postseason game.
- Tallied three field goals and three PATs against New England (1/21/07) in the AFC Championship Game.
- Hit three-of-four field goals and two PATs against Chicago (2/4/07) in Super Bowl XLI. Became the only kicker to hit a field goal in four Super Bowls and appear in five Super Bowls.

#### 2005 (PATRIOTS):

- Appeared in 16 games for the 10th consecutive season for New England and converted 20-of-25 field goals and 40-of-41 PATs for 100 points.
- Named AFC Special Teams Player of the Week for his performance at Pittsburgh (9/25).
- Split the uprights on three-of-four field goals and two PATs at Pittsburgh (9/25) to earn AFC Special Teams Player of the Week honors. His 35-yard kick with one second remaining in the game was the difference in a 23-20 victory.
- Nailed a game-winning 29-yard field goal with 17 seconds remaining in a 31-28 win at Atlanta (10/9).
- Converted all four PATs and contributed with a 24-yard pooch punt downed at the four-yard line against Jacksonville (1/7/06) in the team's AFC Wild Card Playoff game.
- Split the uprights on two-of-three field goals and one PAT at Denver (1/14/06) in the Divisional Playoffs.

#### 2004 (PATRIOTS):

- Logged one of the finest seasons in his career having converted 31-of-33 field goals (93.9 percent) and hitting all 48 PATs for a career-high and NFL-best 141 points.
- His 31 field goals tied a career-high set in 1998, while his percentage marked a career-best.
- Named to his second Pro Bowl.
- Selected as the AFC Special Teams Player of the Month for November.
- Earned AFC Special Teams Player of the Week honors for his efforts against St. Louis (11/7) and Pittsburgh in the postseason (1/23).
- Hit 23 consecutive field goals from October 10 to December 26 and hit 29 of his last 30 field goals, including the playoffs.
- Split the uprights on all four field goal attempts and four PATs at St. Louis (11/7). Also threw his first career touchdown pass (four yards) to Troy Brown on a fake field goal. His performance earned him AFC Special Teams Player of the Week honors.
- Tied a career-high with five field goals against Buffalo (11/14) and set a single-game career-high with 17 points.
- Tied a career-high with six PATs at Cleveland (12/5).
- Was three-of-four in field goal attempts at the New York Jets (12/26), snapping a string of 23 consecutive field goals.
- Was five-of-five in field goals and 10-of-10 in PATs for an NFL-leading 25 postseason points.
- Split the uprights on two field goals against Indianapolis (1/16/05) in the Divisional Playoffs.
- Converted both field goal attempts in the AFC Championship Game at Pittsburgh (1/23/05) to earn NFL Special Teams Player of the Week honors. His 48-yard field goal tied the New England postseason record and was the longest field goal in Heinz Field history.
- Hit his lone field goal attempt and three extra points against Philadelphia (2/6/05) in Super Bowl XXXIX. Gave the Patriots a 24-14 lead with a 22-yard field goal in the fourth quarter.

#### 2003 (PATRIOTS):

- Was 25-of-34 in field goals while contributing with 37-of-38 PATs for 112 points.
- Hit a season-long 48-yard field goal and five PATs against Tennessee (10/5).
- Split the uprights on his 200th career field goal at Denver (11/3).
- Nailed three field goals, including the game-winning kick with 41 seconds remaining in overtime to give the club a 23-20 victory at Houston (11/23).
- Hit one-of-two field goals and two extra points against Tennessee (1/10/04), including the game-winning 46-yard field goal with 4:06 remaining for a 17-14 victory in the Divisional Playoffs.
- Tied an NFL playoff record with five field goals (31, 25, 27, 21, 34) in a 24-14 victory against Indianapolis (1/18/04) in the AFC Championship Game.
- Notched one-of-three field goals and three PATs against Carolina in Super Bowl XXXVIII (2/1/04). Hit the game-winning 41-yard field goal with four seconds remaining for a 32-29 victory, his second game-winning Super Bowl kick in three seasons.

#### 2002 (PATRIOTS):

- Booted 27-of-30 field goals and 36-of-36 PATs for 117 points, the third-highest total of his career.
- Earned his first career Pro Bowl selection.
- Named AFC Special Teams Player of the Week for his performance against Miami (12/29).
- Was three-of-three in field goal attempts while adding five PATs for a seasonal-best 14 points at the New York Jets (9/15).
- Hit the game-winning 35-yard field goal in a 41-38 overtime victory against Kansas City (9/22).
- Was four-of-four in field goal attempts, including a career-best 57-yarder at Chicago (11/10).
- Was four-of-four in field goals, including the game-tying and game-winning field goals in a 27-24 overtime win vs. Miami (12/29). Was named AFC Special Teams Player of the Week for his performance.

#### 2001 (PATRIOTS):

- Converted 24-of-30 field goals and 41-of-42 PATs for 113 points.
- Had five game-winning field goals, including two in the playoffs.
- Named AFC Special Teams Player of the Week for his efforts at Buffalo (12/16).
- Was three-of-three in field goals and five-of-five in PATs for a seasonal-best 14 points against Indianapolis (9/30).
- Split the uprights on three field goals and two PATs against San Diego (10/14). Hit the game-winning 44-yard field goal in a 29-26 overtime victory.
- Nailed a 54-yard field goal against Cleveland (12/9), the second-longest kick in his career. Had a 33-yard pooch punt in fourth quarter that was downed at the Cleveland two-yard line.
- Scored the entire club's points on four field goals, including a 23-yard game-winning field goal in a 12-9 win at Buffalo (12/16). Was named AFC Special Teams Player of the Week for his performance.
- Tallied six field goals on seven attempts and added six PATs for 24 postseason points.
- Was three-of-three in field goals while contributing with one PAT in a 16-13 overtime win against Oakland in the Divisional Playoffs (1/19/02). Hit a 45-yard game-tying kick in the snow with 32 seconds remaining and hit the game-winning 23-yard field goal in overtime for the victory.
- Contributed with one field goal and three PATs at Pittsburgh in the AFC Championship Game (1/27/02).
- Tallied the game-winning 48-yard field goal as time expired in a 20-17 victory vs. St. Louis in Super Bowl XXXVI (2/3/02). The kick marked the first time the Super Bowl had been decided on the final play of the game.

#### 2000 (PATRIOTS):

- Converted 27-of-33 field goals and split the uprights on all 25 PATs for 106 points.
- Was three-of-three in field goals, including the game-winning 22-yard kick with three seconds remaining in a 16-13 victory against Cincinnati (11/19).
- Split the uprights on three-of-four field goals and three PATs for 12 points against Kansas City (12/4). Hit a 53-yard field goal, which was the longest outdoor kick in his career.
- Hit the game-winning 24-yard field goal with 19 seconds remaining in overtime for a 13-10 victory at Buffalo (12/17).

#### 1999 (PATRIOTS):

- Was 26-of-33 in field goals while adding 29-of-30 PATs for 107 points.
- Was named AFC Special Teams Player of the Month for September after converting seven-of-seven field goal attempts, all eight PAT attempts and two game-winning field goals.
- Scored a seasonal-high 12 points (three-of-three field goals and three PATs), including the game-winning 23-yard field goal in a 30-28 victory at the New York Jets (9/12).
- Hit the game-winning 26-yard field goal against Indianapolis (9/19) in a 31-28 win.
- Had a New England franchise-record streak of PATs snapped at 117 with a blocked attempt at Arizona (10/31).

#### 1998 (PATRIOTS):

- Split the uprights on 31-of-39 field goals and all 32 PATs for a then-career-best 127 points (also includes a two-point conversion).
- His 31 field goals were a then-career-best.
- Added nine special teams tackles.
- Named AFC Special Teams Player of the Week for his efforts at New Orleans (10/4) and vs. Miami (11/23) and earned Special Teams Player of the Month honors in October having converted 10-of-11 field goals and nine PATs for 39 points.
- Converted three-of-four field goals, including a 52-yarder vs. Indianapolis (9/13).
- Hit all three field goal attempts and three PATs at New Orleans (10/4), including a game-winning 27-yard kick in a 30-27 victory. Earned AFC Special Teams Player of the Week honors for his performance.
- Logged a career-high 16 points on four-of-four field goal attempts and four PATs against Kansas City (10/11).
- Nailed all four field goal attempts and two extra points against Miami (11/23) earning AFC Special Teams Player of the Week honors.
- Hit the game-winning 35-yard field goal with three seconds left in a 24-21 victory against San Francisco (12/20).

#### 1997 (PATRIOTS):

- Was 25-of-29 in field goal attempts while contributing with 40 PATs for 115 points.
- Named AFC Special Teams Player of the Week for his performance against Buffalo (10/12).
- Hit the game-winning 34-yard field goal in a 27-24 overtime victory against the New York Jets (9/14).
- Converted four-of-four field goals and three PATs for 15 points against Buffalo (10/12). Hit a then-career-long 52 yard field goal and was named AFC Special Teams Player of the Week for his efforts.
- Scored all of the Patriots points with two field goals (31 and 46 yards) at Pittsburgh (1/3/98) in the Divisional Playoffs.

#### 1996 (PATRIOTS):

- Converted 27-of-35 field goals and 39-of-42 PATs for 120 points, which ranked third in the AFC and fifth in the NFL.
- Was named AFC Special Teams Player of the Week for his performance against Jacksonville (9/22).
- His 120 points by a rookie ranked eighth in NFL history.
- Split the uprights on five-of-six field goals and one-of-two PATs for a season-high 16 points vs. Jacksonville (9/22) earning AFC Special Teams Player of the Week honors. Hit the game-winning 40-yard field goal in overtime in the 28-25 victory as his field goals made marked a then-career-best, while his attempts are a career-high.
- Tallied three field goals on three attempts while adding three PATs at Baltimore (10/6). Also contributed with a season-long 50-yard field goal.
- Contributed with four extra points in the team's 28-3 victory over the Pittsburgh Steelers (1/5/97) in the Divisional Playoffs.
- Converted two-of-three field goals and two PATs against Jacksonville (1/12/97) in the AFC Championship Game.
- Made three extra points in the team's Super Bowl XXXI loss to the Green Bay Packers (1/26/97).

## COLLEGE:

- Four-year letterman who finished as South Dakota State's all-time leading scorer with 185 career points.
- Served as the school's placekicker and also handled punting duties in his final three seasons, earning first-team all-conference honors each year.
- Split the uprights on 27-of-53 career field goals with 104-of-114 PATs. Also added 144 career punts.
- Tallied 47 points as a senior and tied a career-long kick with a 51-yard field goal. Originally set the school record with a 51-yard field goal as a sophomore.
- Led the conference with a 43.5 punting average as a senior, which also ranked fourth in Division II. Contributed with a career-long 77-yard kick.
- Earned second-team all-conference honors as a junior.
- Holds a degree in fitness and wellness.

## PERSONAL:

- Attended Rapid City (S.D.) Central High School and lettered in football, soccer, track and wrestling.
- Earned first-team all-state honors in 1991.
- Vinatieri and his wife, Valerie, reside with their sons, A.J. and Gabriel, and daughter, Allison.
- Born in Yankton, S.D.

## VINATIERI'S GAME-WINNING FIELD GOALS (24)

Opponent	Date	Yards	Time	Final Score
vs. Jacksonville	9/22/96	40	12:24	28-25 OT
vs. NY Jets	9/14/97	34	06:57	27-24 OT
at New Orleans	10/4/98	27	00:03	30-27
vs. San Francisco	12/20/98	35	00:03	24-21
at NY Jets	9/12/99	23	00:03	30-28
vs. Indianapolis	9/19/99	26	00:35	31-28
vs. Cincinnati	11/19/00	22	00:03	16-13
at Buffalo	12/17/00	24	00:19	13-10 OT
vs. San Diego	10/14/01	44	10:55	29-26 OT
at Buffalo	12/16/01	23	09:15	12-9 OT
vs. Oakland	1/19/02	23	06:31	16-13 OT
vs. St. Louis	2/3/02	48	00:00	20-17+
vs. Kansas City	9/22/02	35	10:20	41-38 OT
vs. Miami	12/29/02	35	12:57	27-24 OT
at Houston	11/23/03	28	00:40	23-20 OT
vs. Carolina	2/1/04	41	00:04	32-29#
at Pittsburgh	9/25/05	43	00:01	23-20
vs. Atlanta	10/9/05	29	00:17	31-28
at Denver	10/29/06	37	00:02	34-31
vs. Kansas City	11/18/07	24	00:03	13-10
at Minnesota	9/14/08	47	00:03	18-15
at San Diego	11/23/08	51	00:00	23-20
vs. Tennessee	1/2/11	43	00:00	23-20
vs. Minnesota	9/16/12	53	00:08	23-20

\*All FGs 1996-2005 came while with New England

+Super Bowl XXXVI

#Super Bowl XXXVIII

**2014 GAME-BY-GAME STATISTICS**

Date/Opp.	FGM	FGA	PCT	LG	BLK	PAT-M	PAT-A	PCT	BLK	PTS	1-19	20-29	30-39	40-49	50+
9/7 @ DEN	1	1	100.0%	25	0	3	3	100.0%	0	6	0-0	1-1	0-0	0-0	0-0
9/15 vs. PHI	2	2	100.0%	46	0	3	3	100.0%	0	9	0-0	1-1	0-0	1-1	0-0
9/21 @ JAX	3	3	100.0%	48	0	5	5	100.0%	0	14	0-0	1-1	0-0	2-2	0-0
9/28 vs. TEN	2	2	100.0%	31	0	5	5	100.0%	0	11	0-0	0-0	2-2	0-0	0-0
10/5 vs. BAL	2	2	100.0%	38	0	2	2	100.0%	0	8	0-0	0-0	2-2	0-0	0-0
10/9 @ HOU	2	2	100.0%	34	0	3	3	100.0%	0	9	0-0	1-1	1-1	0-0	0-0
10/19 vs. CIN	2	2	100.0%	50	0	3	3	100.0%	0	9	0-0	1-1	0-0	0-0	1-1
10/26 @ PIT	2	2	100.0%	31	0	4	4	100.0%	0	10	0-0	1-1	1-1	0-0	0-0
11/3 @ NYG	4	4	100.0%	48	0	4	4	100.0%	0	16	0-0	0-0	1-1	3-3	0-0
11/16 vs. NE	2	2	100.0%	53	0	2	2	100.0%	0	8	0-0	0-0	1-1	0-0	1-1
11/23 vs. JAX	3	3	100.0%	46	0	2	2	100.0%	0	11	0-0	1-1	1-1	1-1	0-0
11/30 vs. WAS	0	0	0.0%	0	0	7	7	100.0%	0	7	0-0	0-0	0-0	0-0	0-0
12/7 @ CLE	2	2	100.0%	51	0	1	1	100.0%	0	7	0-0	0-0	1-1	0-0	1-1
12/14 vs. HOU	1	1	100.0%	29	0	2	2	100.0%	0	5	0-0	1-1	0-0	0-0	0-0
12/21 @ DAL	0	0	0.0%	0	0	1	1	100.0%	0	1	0-0	0-0	1-1	0-0	0-0
12/28 @ TEN	2	3	66.7%	26	0	3	3	100.0%	0	9	0-0	2-2	0-0	0-1	0-0
<b>2014 TOTALS</b>	<b>30</b>	<b>31</b>	<b>96.8%</b>	<b>53</b>	<b>0</b>	<b>50</b>	<b>50</b>	<b>100.0%</b>	<b>0</b>	<b>140</b>	<b>0-0</b>	<b>10-10</b>	<b>10-10</b>	<b>7-8</b>	<b>3-3</b>

**2014 POSTSEASON GAME-BY-GAME STATISTICS**

Date/Opp.	FGM	FGA	PCT	LG	BLK	PAT-M	PAT-A	PCT	BLK	PTS	1-19	20-29	30-39	40-49	50+
1/4 vs. CIN	4	4	100.0%	53	0	2	2	100.0%	0	14	0-0	2-2	1-1	0-0	1-1
1/11 @ DEN	1	2	50.0%	30	0	3	3	100.0%	0	6	0-0	0-0	1-1	0-1	0-0
1/18 @ NE															
<b>2014 TOTALS</b>	<b>5</b>	<b>6</b>	<b>83.3%</b>	<b>53</b>	<b>0</b>	<b>5</b>	<b>5</b>	<b>100.0%</b>	<b>0</b>	<b>20</b>	<b>0-0</b>	<b>2-2</b>	<b>2-2</b>	<b>0-1</b>	<b>1-1</b>

**CAREER REGULAR SEASON STATISTICS**

Year	FGM	FGA	PCT	LG	BLK	PAT-M	PAT-A	PCT	BLK	PTS	1-19	20-29	30-39	40-49	50+
2014 IND	30	31	96.8%	53	0	50	50	100.0%	0	140	0-0	10-10	10-10	7-8	3-3
2013 IND	35	40	87.5%	52	1	34	34	100.0%	0	139	0-0	6-6	10-11	15-17	4-6
2012 IND	26	33	78.8%	53	0	37	37	100.0%	0	115	1-1	8-8	4-7	9-10	4-7
2011 IND	23	27	85.2%	53	1	24	24	100.0%	0	93	0-0	7-7	6-7	8-10	2-3
2010 IND	26	28	92.9%	48	1	51	51	100.0%	0	129	0-0	8-8	9-10	9-10	0-0
2009 IND	7	9	77.8%	48	0	17	18	94.4%	1	38	1-1	3-3	1-2	2-2	0-1
2008 IND	20	25	80.0%	52	1	43	43	100.0%	0	103	0-0	3-3	11-13	4-7	2-2
2007 IND	23	29	79.3%	39	1	49	51	96.1%	2	118	1-1	14-15	8-10	0-2	0-1
2006 IND	25	28	89.3%	48	0	38	38	100.0%	0	113	1-1	3-3	12-13	9-10	0-1
2005 NE	20	25	80.0%	49	0	40	41	97.6%	1	100	0-0	7-7	9-10	4-6	0-2
2004 NE	31	33	93.9%	48	0	48	48	100.0%	0	141	0-0	13-13	7-7	11-12	0-1
2003 NE	25	34	73.5%	48	1	37	38	97.4%	1	112	0-0	16-17	4-8	5-8	0-1
2002 NE	27	30	90.0%	57	0	36	36	100.0%	0	117	0-0	6-6	12-12	8-10	1-2
2001 NE	24	30	80.0%	54	0	41	42	97.6%	0	113	1-1	8-8	7-8	7-12	1-1
2000 NE	27	33	81.8%	53	0	25	25	100.0%	0	106	0-0	11-13	8-9	7-8	1-3
1999 NE	26	33	78.8%	51	0	29	30	96.7%	1	107	1-1	14-14	5-7	5-9	1-2
1998 NE	31	39	79.5%	55	1	32	32	100.0%	0	125	3-3	8-8	9-14	9-12	2-2
1997 NE	25	29	86.2%	52	0	40	40	100.0%	0	115	0-0	11-11	7-9	6-8	1-1
1996 NE	27	35	77.1%	50	1	39	42	92.9%	1	120	1-1	9-10	8-8	8-14	1-2
<b>TOTAL</b>	<b>478</b>	<b>571</b>	<b>83.7%</b>	<b>57</b>	<b>8</b>	<b>710</b>	<b>720</b>	<b>98.6%</b>	<b>7</b>	<b>2,146</b>	<b>10-10</b>	<b>165-170</b>	<b>146-175</b>	<b>133-175</b>	<b>23-41</b>

\*Point total includes a two-point conversion run vs. Buffalo (11/29/98).

**CAREER POSTSEASON STATISTICS**

Year	FGM	FGA	PCT	LG	BLK	PAT-M	PAT-A	PCT	BLK	PTS	1-19	20-29	30-39	40-49	50+
2014 IND	5	6	83.3%	53	0	5	5	100.0%	0	20	0-0	2-2	2-2	0-1	1-1
2013 IND	3	3	100.0%	37	0	8	8	100.0%	0	17	0-0	1-1	2-2	0-0	0-0
2012 IND	3	4	75.0%	52	0	0	0	0.0%	0	9	0-0	1-1	0-0	1-2	1-1
2010 IND	3	3	100.0%	50	0	1	1	100.0%	0	10	0-0	0-0	1-1	1-1	1-1
2009 IND	0	0	0.0%	0	0	0	0	0.0%	0	0	0-0	0-0	0-0	0-0	0-0
2008 IND	1	1	100.0%	43	0	2	2	100.0%	0	5	0-0	0-0	0-0	1-1	0-0
2007 IND	1	1	100.0%	46	0	3	3	100.0%	0	6	0-0	0-0	0-0	1-1	0-0
2006 IND	14	15	93.3%	51	0	7	7	100.0%	0	49	1-1	5-5	2-3	4-4	2-2
2005 NE	2	3	66.7%	40	0	5	5	100.0%	0	11	0-0	0-0	1-1	1-2	0-0
2004 NE	5	5	100.0%	48	0	10	10	100.0%	0	25	0-0	2-2	2-2	1-1	0-0
2003 NE	7	10	70.0%	46	0	6	6	100.0%	0	27	0-0	3-3	2-4	2-3	0-0
2001 NE	6	7	85.7%	48	0	6	6	100.0%	0	24	0-0	2-2	1-1	3-3	0-1
1998 NE	1	1	100.0%	27	0	1	1	100.0%	0	4	0-0	1-1	0-0	0-0	0-0
1997 NE	3	5	60.0%	46	0	2	2	100.0%	0	11	0-0	1-1	1-1	1-3	0-0
1996 NE	2	3	66.7%	29	0	9	9	100.0%	0	15	0-0	2-2	0-0	0-1	0-0
<b>TOTAL</b>	<b>56</b>	<b>67</b>	<b>83.6%</b>	<b>53</b>	<b>0</b>	<b>65</b>	<b>65</b>	<b>100.0%</b>	<b>0</b>	<b>233</b>	<b>1-1</b>	<b>20-20</b>	<b>14-17</b>	<b>16-23</b>	<b>5-6</b>

**ADDITIONAL STATISTICS:**

**Punting:** Career: Two punts for 60 yards, with two inside 20. 1996: 1-27 12/8/96 vs. NYJ. 2001: 1-33 12/9/01 vs. Cleveland.

**Passing:** 2004: 1-1-4, TD, 122.9 passer rating, 11/7/04 at St. Louis (Fake FG).



# ERIK WALDEN

Outside Linebacker 6-2 250 Middle Tennessee St.

NFL Exp: 7 (2nd Year with Colts)

How Acquired: UFA – 2013 (GB)

Born: 8/21/85

GP/GS (Postseason): 98/55 (11/8)

# 93



### CAREER TRANSACTIONS:

- Signed by the Colts as an unrestricted free agent on March 13, 2013.
- Signed by the Green Bay Packers on October 27, 2010.
- Released by the Miami Dolphins on September 28, 2010.
- Signed by the Dolphins on September 13, 2010.
- Waived by Miami on September 4, 2010.
- Acquired from waivers (Kansas City) by the Dolphins on November 19, 2008.
- Released by the Kansas City Chiefs on November 18, 2008.
- Acquired from waivers by the Chiefs (Dallas) on August 31, 2008.
- Released by the Dallas Cowboys on August 30, 2008.
- Originally selected by the Cowboys in the sixth round (167th overall) of the 2008 NFL Draft.

### PRO CAREER:

- Became a full-time starter for the first time in his career in 2011, opening the first 15 games at right outside linebacker and setting or tying his career highs in every major statistical category.
- Recovered his first career fumble and returned it five yards for his first career touchdown against the Oakland Raiders on December 11, 2011.
- Took advantage of his second career starting assignment, earning NFC Defensive Player of the Week honors for his Week 17 performance against Chicago in 2010 when he recorded a career-high 3.0 sacks and a career-best 16 tackles.

### 2014 (COLTS):

- Started at outside linebacker in the team's Week 1 contest at Denver (9/7). Finished with nine tackles (five solo) and the team's lone sack when he brought down Peyton Manning for a 10-yard loss in the fourth quarter.
- In a Week 2 meeting against Philadelphia (9/15), notched four tackles (three solo) and two tackles for loss starting at outside linebacker.
- Compiled six tackles and 1.0 sack starting at outside linebacker in a Week 3 victory at Jacksonville (9/21). Notched the team's first sack of the game when he brought down Chad Henne for a two-yard loss in the second quarter to force a punt.
- Started at outside linebacker in a Week 4 victory against Tennessee (9/28) and finished with three tackles.
- In a Week 5 win against Baltimore (10/5), started at outside linebacker and finished with three tackles. Was part of a defense that limited the Ravens to 1-of-11 (nine percent) on third down conversions.
- Notched seven tackles (five solo) and 1.0 sack starting at outside linebacker in a Week 6 victory at Houston (10/9). The sack was his third of the season and came in the first quarter, which forced a Texans punt.
- Started at outside linebacker in a Week 7 win against Cincinnati (10/19) and posted two tackles and two quarterback hurries before being ejected in the second quarter.
- In a Week 8 loss at Pittsburgh (10/26), compiled three solo tackles before leaving the game with a hip injury in the second half.
- Was listed as inactive for a Week 9 victory at the New York Giants (11/3).
- Started at outside linebacker in a Week 11 loss against New England (11/16) and finished with two tackles and three quarterback hurries.
- Compiled three tackles and two tackles for loss, starting at outside linebacker in a Week 12 win against Jacksonville (11/23). Was part of a defense that limited the Jaguars to 194 net yards.
- In a Week 13 victory against Washington (11/30), started at outside linebacker and finished with two tackles, 2.0 sacks and one forced fumble. Posted his third career multiple-sack game and his first since Nov. 18, 2012 at Detroit (2.0). His first sack of the game came with 55 seconds remaining in the third quarter and stalled a Redskins two-minute drive. He then contributed with a sack-forced fumble in the third quarter on a Washington fourth down attempt. The ball was recovered by D'Qwell Jackson and returned 35 yards for a touchdown.
- Started at outside linebacker in a Week 14 win at Cleveland (12/7) and totaled three tackles and 1.0 sack. Posted his sixth sack of the season when he dropped Brian Hoyer for a three-yard loss on Cleveland's opening offensive possession. The sack led to a Browns punt.
- Contributed with four tackles starting at outside linebacker in a Week 15 victory against Houston (12/14). Part of a Colts defense that limited the Texans to 289 net yards.
- In a Week 16 loss at Dallas (12/21), started at outside linebacker and totaled five tackles.
- Started at outside linebacker in a Week 17 win at Tennessee (12/28) and posted one tackle. Was part of a defense that held the Titans to 192 net yards.
- In the team's AFC Wild Card Playoff victory against Cincinnati (1/4/15), started at outside linebacker and registered three tackles, one tackle for loss, two quarterback hits and one pass defended.
- Started at outside linebacker in the team's AFC Divisional Playoff win at Denver (1/11/15) and compiled five tackles and 1.0 sack. He brought down Peyton Manning in the fourth quarter for a two-yard loss, one play prior to the end of the game. Was part of a defense that held the Broncos to 288 net yards.

### 2013 (COLTS):

- Started all 15 games he competed in and registered 58 tackles (33 solo), 3.0 sacks, one fumble recovery, one forced fumble and three passes defended.
- Was suspended by the NFL for a Week 12 contest at Arizona (11/24).
- Started his first game in a Colts uniform at SLB in the regular season opener against Oakland (9/8). Finished the game with four tackles (one solo).
- In a Week 5 victory against Seattle (10/6), posted four tackles and one fumble recovery on Robert Mathis' sack-forced fumble. The recovery was the second of his career and the first since December 11, 2011 as a member of the Green Bay Packers.

### WALDEN SINGLE-GAME HIGHS

Tackles:	16 vs. CHI (1/2/11)
Sacks:	3.0 vs. CHI (1/2/11)
FF:	1, three times (Last: vs. WAS 11/30/14)
FR:	1, two times (Last: vs. SEA 10/6/13)



- In a Week 7 victory against Denver (10/2), finished with three tackles, one pass defended and one forced fumble. Assisted in two Broncos turnovers in the fourth quarter when he tipped a Peyton Manning pass, which was intercepted by linebacker Pat Angerer. Also forced a fumble on the ensuing Denver possession at the Colts' two-yard line.
- Finished with six tackles, one pass defended and 1.0 sack in the team's comeback victory at Houston (11/3). Recorded his first quarterback sack as a member of the Colts when he brought down Texans quarterback Case Keenum for a 10-yard loss in the second quarter. The sack led to a Houston missed field goal. The sack was also the 10th of Walden's career.
- In a Week 11 victory at Tennessee (11/14), compiled four tackles (three solo), two tackles for loss and 1.0 sack. The sack, which was his second of the season, came in the third quarter and forced a Titans punt.
- In a Week 14 loss at Cincinnati (12/8), registered seven tackles (three solo).
- Tallied five tackles (four solo) and 1.0 sack in a Week 15 victory against Houston (12/15). Posted his third sack of the season in the fourth quarter, which led to a Houston punt. The sack was also the 12th of his career.
- Started at SLB during the team's Wild Card Playoff victory against Kansas City (1/4/14). Compiled seven tackles (two solo), one tackle for loss and one pass defended in the win.
- Finished with seven tackles (six solo), 1.0 sack and two tackles for loss starting at SLB during the team's Divisional Playoff loss at New England (1/11/14).

#### 2012 (PACKERS):

- Appeared in 15 games with nine starts and registered 69 tackles (38 solo), a career-high-tying 3.0 sacks, his first two career interceptions and four passes defended.
- Made his season debut in Week 2 against Chicago (9/13) and finished with five tackles (three solo) and a half of a sack.
- Finished with seven tackles (four solo) at Seattle (9/24).
- Received his first start of the season, finishing with three tackles (two solo) and a career-high three passes defended at Indianapolis (10/7).
- Was the defense's game ball recipient at St. Louis (10/21) after leading the unit with 12 tackles (eight solo) and a half of a sack. The tackle total was the second highest of his career (16 in Week 17 of 2010).
- Tallied four tackles (two solo), four quarterback hits and his first career interception against Arizona (11/4).
- Finished with nine tackles (eight solo) and 2.0 sacks at Detroit (11/18), marking his first multi-sack outing since the regular season finale in 2010 when he posted 3.0 against Chicago.
- Finished with eight tackles (three solo) and two quarterback hits against Detroit (12/9).
- Collected his second interception of the season against Tennessee (12/23).
- Recorded seven tackles (two solo) and a quarterback hit at Minnesota (12/30).
- Registered four tackles (two solo), 1.0 sack, three pressures and three quarterback hits in an NFC Wild Card Playoff game against Minnesota (1/5/13).

#### 2011 (PACKERS):

- Started the first 15 games and finished fifth on the team with a career-high 86 tackles (50 solo), 3.0 sacks, two passes defended and a fumble recovery that he returned for his first career touchdown.
- Also added a tackle and a forced fumble on special teams.
- Opened the regular season as a starter for the first time in his pro career and ended with six tackles (four solo), 1.0 sack and a pass defended against New Orleans (9/8).
- Finished with five tackles (three solo, two for loss), a team-leading six quarterback hits and a pass defended at San Diego (11/8). Picked up his second sack of the season when he dropped quarterback Philip Rivers for a one-yard loss in the third quarter.
- Led the defense with a season-high 11 tackles (six solo, one for loss) and his third sack of the season against Tampa Bay (11/20). The third sack of the season matched his career-high set in 2010.
- Finished as the team's leading tackler for the second consecutive week with 10 stops (seven solo), while adding three quarterback hits at Detroit (11/24).
- Finished with five tackles (three solo) and his first career fumble recovery that he returned five yards for a touchdown against Oakland (12/11). Became the franchise-record 19th player on the Packers roster to score a touchdown in 2011, the fifth on defense.
- Recorded a forced fumble on his first special teams tackle of the season against Detroit (1/1/12).

#### 2010 (DOLPHINS/PACKERS)

- Played in the final nine regular season games for Green Bay with a then-career-high two starts after joining the team as a free agent on October 27.
- Posted 31 tackles (19 solo), 3.0 sacks and a pass defended, while adding four tackles on special teams.
- Started the first three postseason contests before being sidelined with an ankle injury for Super Bowl XLV against Pittsburgh.
- Posted 15 tackles (nine solo), 1.0 sack and a forced fumble in the playoffs.
- Spent training camp with the Dolphins but was waived on September 4. Was re-signed on September 13 and played in two games.
- Registered two solo tackles at Detroit (12/12).
- Earned his first career start at New England (12/19) and led the team with nine tackles (four solo).
- Led the team with career highs in sacks (3.0) and tackles (16) on his way to earning NFC Defensive Player of the Week honors against Chicago (1/2/11). Became the first NFL player to have his first career sack come as part of a 3.0-sack game since Cleveland linebacker Andra Davis (4.0 sacks, at Kansas City, 11/9/03).
- Started and registered a team-high eight tackles (five solo), 1.0 sack and a forced fumble in an NFC Wild Card Playoff game at Philadelphia (1/9/11).
- Started and recorded four tackles (two solo), three quarterback hits and a pair of quarterback pressures in an NFC Divisional Playoff game at Atlanta (1/15/11).
- Got the start and registered three tackles (two solo) and two quarterback hits before leaving with an ankle injury in the third quarter of the NFC Championship game at Chicago (1/23/11).
- Was inactive in Super Bowl XLV against Pittsburgh (2/6/11).

#### 2009 (DOLPHINS):

- Played in 11 games for the Dolphins and recorded eight special teams tackles.
- Was inactive for five contests.
- Registered a season-high three tackles on special teams against Buffalo (10/4).

#### 2008 (CHIEFS/DOLPHINS):

- Joined the Cowboys as a sixth round draft pick in April but was released in the final roster reduction on August 30. Claimed off waivers the next day by Kansas City and played in nine games for the Chiefs.
- Recorded 10 special teams tackles in Kansas City, tied for second on the team at the time he was released on November 18. Was claimed off waivers by Miami the next day.

- Played in six games for the Dolphins and posted five special teams stops.
- Made his NFL playoff debut with the Dolphins in an AFC Wild Card Playoff game against Baltimore (1/4/09).

#### COLLEGE:

- A two-time All-Sun Belt Conference selection at defensive end at Middle Tennessee State who finished his career as the school's all-time sack leader with 22.5.
- Played in 44 games with 34 starts and posted 152 tackles, including 40 for loss, one interception, five forced fumbles, two fumble recoveries and four passes defended.
- Voted a First Team All-Sun Belt selection by the league's coaches and media as a senior.
- Played in 10 games with nine starts, missing two contests with a toe injury, and recorded 46 tackles, including 8.5 tackles for loss, 2.0 sacks, an interception, one forced fumble, two passes defended and a safety.
- Named First Team All-Sun Belt, starting 13 games and setting a single-season school record with 11.5 sacks as a junior. The sack total ranked No. 10 nationally.
- Totaled a career-high 48 tackles, including 14.5 for loss, plus three forced fumbles and a recovery.
- Played in 11 games with starts at two different positions (five at defensive end, three at linebacker) as a sophomore.
- Posted 33 tackles, including 8.5 tackles for loss, 3.0 sacks, two passes defended and a forced fumble.
- Played in 10 games with four starts, leading the team with 6.0 sacks and tying for the team lead with 8.5 tackles for loss as a freshman.
- Had 25 tackles and one forced fumble.

#### PERSONAL:

- Named an Associated Press first-team choice as a senior after leading Dublin (Ga.) High School to a 14-1 record in 2002 and a berth in the state title game.
- Was a *Macon Telegraph* First Team All-Middle Georgia selection and the *Courier-Herald* Heart of Georgia Defensive Player of the Year.
- Had 97 tackles and a school-record 19.0 sacks as a senior, plus 11 additional tackles for loss, two fumble recoveries and an interception.
- Also played running back, posting 837 yards of total offense, averaging 6.6 yards per carry and scoring 12 touchdowns (eight rushing, four receiving).
- Lettered in football, basketball and track, and was an all-state selection on the hardwood following both his junior and senior seasons.
- Participated in the Donald Driver Celebrity Softball Game and also attended the Edgar Bennett Bowl-A-Thon benefiting the Angel Fund in June of 2012.
- Volunteered at the team's Horseshoe Helpings event.
- Participated in a Meijer Thanksgiving shopping event sponsored by the Colts and Sheltering Wings.
- Was a host at the Second Annual Camp of Champions.
- Earned his degree in physical education.
- A native of Dublin, Ga.

#### 2014 GAME-BY-GAME STATISTICS

Date/Opp.	GP	GS	Solo	Asst.	Total	Sacks	PD	FF	FR	INT	Yds	Avg.	LG	TD
9/7 @ DEN	1	1	5	4	9	1.0	0	0	0	0	0	0.0	0	0
9/15 vs. PHI	1	0	3	1	4	0.0	0	0	0	0	0	0.0	0	0
9/21 @ JAX	1	1	5	1	6	1.0	0	0	0	0	0	0.0	0	0
9/28 vs. TEN	1	1	1	2	3	0.0	0	0	0	0	0	0.0	0	0
10/5 vs. BAL	1	1	2	1	3	0.0	0	0	0	0	0	0.0	0	0
10/9 @ HOU	1	1	5	2	7	1.0	0	0	0	0	0	0.0	0	0
10/19 vs. CIN	1	1	2	0	2	0.0	0	0	0	0	0	0.0	0	0
10/26 @ PIT	1	1	3	0	3	0.0	0	0	0	0	0	0.0	0	0
11/3 @ NYG	INACTIVE													
11/16 vs. NE	1	1	1	1	2	0.0	0	0	0	0	0	0.0	0	0
11/23 vs. JAX	1	1	3	0	3	0.0	0	0	0	0	0	0.0	0	0
11/30 vs. WAS	1	1	2	0	2	2.0	0	1	0	0	0	0.0	0	0
12/7 @ CLE	1	1	2	1	3	1.0	0	0	0	0	0	0.0	0	0
12/14 vs. HOU	1	1	3	1	4	0.0	0	0	0	0	0	0.0	0	0
12/21 @ DAL	1	1	2	3	5	0.0	0	0	0	0	0	0.0	0	0
12/28 @ TEN	1	1	1	0	1	0.0	0	0	0	0	0	0.0	0	0
<b>2014 TOTALS</b>	<b>15</b>	<b>14</b>	<b>40</b>	<b>17</b>	<b>57</b>	<b>6.0</b>	<b>0</b>	<b>1</b>	<b>0</b>	<b>0</b>	<b>0</b>	<b>0.0</b>	<b>0</b>	<b>0</b>

#### 2014 POSTSEASON GAME-BY-GAME STATISTICS

Date/Opp.	GP	GS	Solo	Asst.	Total	Sacks	PD	FF	FR	INT	Yds	Avg.	LG	TD
1/4 vs. CIN	1	1	2	1	3	0.0	1	0	0	0	0	0.0	0	0
1/11 @ DEN	1	1	3	2	5	1.0	0	0	0	0	0	0.0	0	0
1/18 @ NE														
<b>2014 TOTALS</b>	<b>2</b>	<b>2</b>	<b>5</b>	<b>3</b>	<b>8</b>	<b>1.0</b>	<b>1</b>	<b>0</b>	<b>0</b>	<b>0</b>	<b>0</b>	<b>0.0</b>	<b>0</b>	<b>0</b>

#### CAREER REGULAR SEASON STATISTICS


Year	GP	GS	Solo	Asst.	Total	Sacks	PD	FF	FR	INT	Yds	Avg.	LG	TD
2014 IND	15	14	40	17	57	6.0	0	1	0	0	0	0.0	0	0
2013 IND	15	15	33	25	58	3.0	3	1	1	0	0	0.0	0	0
2012 GB	15	9	38	33	71	3.0	4	0	0	2	22	11.0	20	0
2011 GB	16	15	50	36	86	3.0	2	1	1	0	0	0.0	0	0
2010 MIA/GB	11	2	19	12	31	3.0	1	0	0	0	0	0.0	0	0
2009 MIA	11	0	0	0	0	0.0	0	0	0	0	0	0.0	0	0
2008 KC/MIA	15	0	0	0	0	0.0	0	0	0	0	0	0.0	0	0
<b>TOTAL</b>	<b>98</b>	<b>55</b>	<b>180</b>	<b>123</b>	<b>303</b>	<b>18.0</b>	<b>10</b>	<b>3</b>	<b>2</b>	<b>2</b>	<b>22</b>	<b>11.0</b>	<b>20</b>	<b>0</b>

#### CAREER POSTSEASON STATISTICS

Year	GP	GS	Solo	Asst.	Total	Sacks	PD	FF	FR	INT	Yds	Avg.	LG	TD
2014 IND	2	2	5	3	8	1.0	1	0	0	0	0	0.0	0	0
2013 IND	2	2	8	6	14	1.0	1	0	0	0	0	0.0	0	0
2012 GB	2	1	5	4	9	1.0	0	0	0	0	0	0.0	0	0
2011 GB	1	0	3	0	3	0.0	0	0	0	0	0	0.0	0	0
2010 GB	3	3	9	6	15	1.0	0	1	0	0	0	0.0	0	0
2008 MIA	1	0	0	0	0	0.0	0	0	0	0	0	0.0	0	0
<b>TOTAL</b>	<b>11</b>	<b>8</b>	<b>30</b>	<b>19</b>	<b>49</b>	<b>4.0</b>	<b>2</b>	<b>1</b>	<b>0</b>	<b>0</b>	<b>0</b>	<b>0.0</b>	<b>0</b>	<b>0</b>

**SPECIAL TEAMS TACKLES:** 28 (2011 - 1, 2010 - 4, 2009 - 8, 2008 - 15)

**SPECIAL TEAMS FORCED FUMBLES:** 1 (2011 - 1)



# REGGIE WAYNE

Wide Receiver 6-0 203 Miami (Fla.)

NFL Exp: 14 (14th Year with Colts)

How Acquired: D1 – 2001 (30th overall)

Born: 11/17/78

GP/GS (Postseason): 211/197 (20/20)

# 87



### CAREER TRANSACTIONS:

- Selected by the Colts in the first round of the 2001 NFL Draft (30th overall).

### PRO CAREER:

- Became the franchise leader in games played (209) and wins (142) following the team's victory against Houston on December 14, 2014. Has now competed in 211 career games with 143 wins.
- Ranks second in Colts history in receptions (1,102, Marvin Harrison), receiving yards (14,580, Harrison), receiving touchdowns (128, Harrison), scrimmage yards (14,608, Harrison), 100-plus yard games (59, Harrison; 43, Wayne) and consecutive games with a reception (190, Harrison; 134, Wayne).
- Named to six career Pro Bowls (2006-2010, 2012).
- Was a First Team Associated Press NFL All-Pro in 2010.
- Played in all 16 games for the Colts for the 11th consecutive season in 2012.
- Led the team in receiving for the sixth consecutive year in 2012, surpassing Marvin Harrison for the most consecutive seasons in Colts history.
- Is the only active player in the NFL's top 10 in all-time receptions.
- Recorded his 1,000th career reception during the team's contest at San Diego on October 14, 2013. On his fifth catch of the game, passed Hines Ward for eighth place on the league's all-time receptions list as the Colts became the first team in NFL history to have two players with 1,000 catches each with the franchise (Marvin Harrison, 1,102). Became the third-fastest player to reach 1,000 catches.
- Is one-of-six players in NFL history to post four career 100-plus reception seasons (2007, 2009-2010, 2012) and became the 11th NFL player with back-to-back 100-plus reception seasons (2009-2010).
- Totaled seven consecutive 1,000-plus seasons (2004-2010), becoming the eighth player in NFL history to accomplish the feat.
- Set a club record with 15 receptions against Jacksonville on October 3, 2010.
- Established a career-high with 212 receiving yards in a victory against Green Bay on October 7, 2012.
- Increased his seasonal reception totals during the first seven seasons (2001-07) of his career, becoming the third player in NFL history to achieve the mark (Raymond Berry, 1955-1961; Shawn Jefferson, 1991-97).
- For his career, accumulated 15 double-digit reception outings, eight multiple-touchdown games and one three-plus touchdown game.
- Recorded 779 receptions for 10,602 yards and 67 touchdowns with quarterback Peyton Manning. The completion total ranks as the second most between a quarterback-receiver tandem (953, Manning-Harrison) in NFL history. Wayne also became only the second player in NFL history to surpass 10,000 yards receiving with one quarterback (12,776, Manning-Harrison). With 67 touchdowns between Manning and Wayne, the duo holds the record for the fourth most all-time in NFL history.
- Ranks as one-of-six Colts players with 100-plus consecutive career starts (208, QB-Peyton Manning; 144, Wayne; 115 C-Ken Mendenhall; 104, DE-Fred Cook; 102, DB-Jason Belser; 101, OT-Tarik Glenn).
- The Colts are 31-12 when he reaches the 100-yard receiving plateau.
- Prior to being placed on Injured Reserve on October 22, 2013, compiled a streak of 189 consecutive games played, which ranked first among all active wide receivers and second among active players (London Fletcher).
- Has the NFL record of 82 consecutive games with three-or-more catches.
- In a franchise record 20 career postseason outings, leads the club in postseason receptions (93), yards (1,254) and touchdowns (nine).
- Ranks second in franchise postseason points with 56 (Adam Vinatieri).
- Currently ranks second in NFL postseason history in receptions, fourth in receiving yards and tied for seventh in touchdown receptions. Is the only active player to rank in the top five in receiving yards.
- Was named to the 2014 USA Football All-Fundamentals Team, which recognizes NFL players who employ proper technique, particularly when blocking and tackling, which fosters better on-field performance and advances player safety.

### 2014 (COLTS):

- In the regular season opener at Denver (9/7), led the Colts with nine catches for 98 yards. With his first catch of the game, a 22-yard reception from Andrew Luck in the first quarter, he set a new franchise record for the most games with at least one reception to 191, surpassing Marvin Harrison's old record of 190. Improved his streak of consecutive games with at least one catch to 120 games and improved his current NFL record of consecutive games with three or more receptions to 72. Tied Rohn Stark (1982-1994) and Jeff Saturday (1999-2011) for the fourth-most games played in franchise history with 197.
- Started at wide receiver in a Week 2 meeting against Philadelphia (9/15) and finished the contest with three receptions for 28 yards. With his third reception of the game in the third quarter, he improved his current NFL record of consecutive games with three-or-more receptions to 73. He also improved his streak of consecutive games with at least one catch to 121. Tied Eugene Daniel (198) for the third-most career games played in Colts history.
- In a Week 3 victory at Jacksonville (9/21) caught four passes for 62 yards (15.5 avg.). With four catches, improved his current NFL record of consecutive games with at least three receptions to 74. Also improved his streak of consecutive games with at least one catch to 122. Surpassed Eugene Daniel (198) for the third-most games played in franchise history.
- Started at wide receiver in a Week 4 victory against Tennessee (9/28) and totaled seven receptions for 119 yards and one touchdown. Competed in his 200th career game, which ranks third in Colts history. Became this first Colts receiver to reach 100-plus yards in a single game this season as he tallied his first touchdown of the year in the third quarter. T.Y. Hilton reached the 100-yard plateau as well as the duo became the 41st in franchise history to both record 100-plus receiving yards in a single game. The 100-yard outing was the 43rd of Wayne's career. With his third quarter receiving touchdown, tied Art Powell (81) for the 22nd-most all-time receiving touchdowns in NFL history. With seven receptions, passed Isaac Bruce (1,024) for the seventh-most career catches in NFL history. With 119 receiving yards, passed Henry Ellard (13,777) for the 10th-most career receiving yards in NFL history. With his third reception of the game in the second quarter, improved his current NFL record of consecutive games with at

### WAYNE SINGLE-GAME HIGHS

Rec:	15 at JAX (10/3/10)
Yards:	212 vs. GB (10/7/12)
TDs:	3 at DEN (10/29/06)
LG:	80 at TEN (12/28/14)



- least three receptions to 75. Also improved his streak of consecutive games with at least one catch to 123.
- Made seven catches for 77 yards starting at wide receiver in a Week 5 win against Baltimore (10/5). On his third catch of the game, passed Cris Carter for ninth-place in NFL history in receiving yards. Also improved his current NFL record of consecutive games with three-or-more catches to 76 and improved his streak of consecutive games with at least one reception to 124.
- In a Week 6 victory at Houston (10/9), caught four passes for 35 yards. Improved his current NFL record of consecutive games with three-or-more receptions to 77 and also improved his streak of consecutive games with at least one catch to 125.
- Started at wide receiver in a Week 7 victory against Cincinnati (10/19) and caught four passes for 15 yards. With his two-yard reception in the fourth quarter, became the ninth player in NFL history to reach 14,000 career receiving yards. On the play, he also improved his current NFL record for consecutive games with three-or-more catches to 78 and improved his streak of consecutive games with at least one catch to 126.
- Was listed as inactive for a Week 8 loss at Pittsburgh (10/26).
- In a Week 9 win at the New York Giants (11/3), started at wide receiver and caught four passes for 70 yards and one touchdown. With his first reception of the game, an 11-yard reception in the first quarter, passed James Lofton for the eighth-most career receiving yards in NFL history. Improved his current NFL record of consecutive games with three-or-more catches to 79 and improved his streak of catching at least one pass to 127 consecutive games. With his third quarter touchdown reception, passed Art Powell (81) for sole possession of 22nd place all-time in NFL history.
- Caught five passes for 91 yards with a long catch of 46 yards starting at wide receiver in a Week 11 loss against New England (11/16). With five catches, improved his current NFL record of consecutive games with three-or-more catches to 80. Also improved his streak of catching at least one pass to 128 consecutive games. On the team's second possession of the game, contributed with three catches for 70 yards, including a long reception of 46 yards. The Colts recorded a field goal on the drive.
- Started at wide receiver in a Week 12 victory against Jacksonville (11/23) and caught three passes for 10 yards. He tied Johnny Unitas for the second-most games played in Colts history with 206. With his first reception of the game, improved his streak of catching at least one pass to 129 consecutive games. He has also recorded at least one catch in 200 career games, which is already a franchise record. Totaled his third reception of the game in the fourth quarter and improved his streak of consecutive games with three-or-more receptions to 81.
- In a Week 13 win against Washington (11/30), caught four passes for 31 yards with a long catch of 11 yards. Moved into sole possession of second place in team history in games played. Improved his current NFL record of catching at least three passes in one game to 82. He also improved his streak of catching at least one pass to 130 consecutive games.
- Started at wide receiver in a Week 14 victory at Cleveland (12/7) and finished with one catch for five yards and capped his NFL record of consecutive games with three-or-more receptions at 82. Improved his streak of catching at least one pass in 131 consecutive games. Tied Peyton Manning for the most games played in team history with 208 and tied Manning for the most wins by a member of the Colts with 141.
- Caught four passes for 24 yards starting at wide receiver in a Week 15 win against Houston (12/14). Improved his streak of catching at least one pass to 132 consecutive games. Set new franchise records for the most games played in Colts history with 209 and most wins in Colts history with 142.
- Totaled three catches for 23 yards starting at wide receiver in a Week 16 loss at Dallas (12/21). Improved his streak of catching at least one reception to 133 consecutive games.
- In a Week 17 victory at Tennessee (12/28), started at wide receiver and caught two passes for 91 yards. In the second quarter he made a circus catch and scampered 80 yards to Tennessee's one-yard line setting up a Jack Doyle touchdown reception on the ensuing play. The 80-yard gain marked a new career-long reception. Improved his streak of catching at least one pass to 134 consecutive games.
- Started at wide receiver in an AFC Wild Card Playoff win against Cincinnati (1/4/15) and caught one pass for 12 yards.
- In the team's AFC Divisional Playoff victory at Denver (1/11/15), competed in his 20th career postseason game starting at wide receiver, which ranks first in franchise history. Did not record a catch in the contest.

#### 2013 (COLTS):

- Started all seven games at wide receiver prior to being placed on Injured Reserve on October 22. Caught 38 passes for 503 yards (13.2 avg.) and two touchdowns. Also contributed with one rush for five yards.
- In the team's regular season opener against Oakland (9/8), led both teams in receiving with eight catches for 96 yards and one touchdown. Surpassed Steve Largent for 13th place on the league's all-time receiving yardage list. With the touchdown, moved into a tie with Harold Carmichael and Charley Taylor for 20th place all-time in NFL history for touchdowns by a wide receiver with 79. Has scored at least one touchdown in six of the last seven regular season openers dating back to 2007 (seven total). With eight receptions against the Raiders, improved his current NFL record of consecutive games with at least three catches to 65. The streak dates back to the first game of the 2009 season when he caught 10 passes for 162 yards against Jacksonville. Also improved his streak of consecutive regular season games with at least one catch to 113.
- Caught five passes for 46 yards against Miami (9/15). With his receiving yardage total, passed Andre Reed for 12th place on the league's all-time receiving yardage list (13,205). Also passed Marvin Harrison for the seventh-most games played in Colts history.
- Totaled four catches for 58 yards in the team's Week 3 victory at San Francisco (9/22) and added one rush for five yards. Played in his 185th consecutive game, which tied Justin Snow (193) for the sixth-most games played in Colts history. With his second reception of the contest in the second quarter, passed Randy Moss (982) for the ninth-most catches in NFL history.
- In a Week 4 victory at Jacksonville (9/29), caught five passes for 100 yards and one touchdown. With his touchdown reception, became the 11th player in NFL history with 13,000-plus career receiving yards and 80 touchdowns. Passed Charley Taylor and Harold Carmichael (79) for a tie of 22nd place in NFL history in touchdown receptions. His 100-yard performance was the 42nd of his career. Has 138 catches for 1,956 yards against Jacksonville, his most against any opponent.
- Finished with six receptions for 65 yards in a victory over Seattle (10/6). With 65 yards, passed Torry Holt (13,382) for 11th place on the NFL's all-time receiving yardage list.
- Caught five passes for 88 yards in a Week 6 loss at San Diego (10/14). On his fourth catch in the fourth quarter, became the ninth player in NFL history with 1,000 career receptions. The Colts also became the first team in NFL history to have two players with 1,000 catches each with the franchise (Marvin Harrison, 1,102). Playing in his 195th career game, became the NFL's third-fastest player to reach 1,000 catches. On his fifth catch of the game, passed Hines Ward for eighth place on the league's all-time receptions list.
- Registered five receptions for 50 yards, with a long catch of 14 yards in a Week 7 win against Denver (10/20). With five catches, he improved his current NFL record of consecutive games with three-or-more receptions to 71. He also improved his streak of consecutive games with at least one reception to 119, which ranks third among active players. Played in his 189th consecutive game, which ranked first among all active wide receivers and second among all active players (London Fletcher, 246). Left the game in the fourth quarter with a knee injury.
- Placed on Injured Reserve on October 22, 2013.

#### 2012 (COLTS):

- Played in all 16 games (15 starts) and totaled 106 receptions for 1,355 yards and five touchdowns. His reception and receiving yardage totals were both the second-highest marks of his career.

- Surpassed Marvin Harrison for the most consecutive seasons leading the team in receiving yards with six. Also led the team in receptions (106) and tied Harrison (six) for the most consecutive seasons leading the team in catches.
- Earned his sixth career Pro Bowl selection.
- Ranked third in the AFC in receptions and receiving yards and ranked sixth in the NFL in receptions and seventh in receiving yards.
- Passed Jimmy Smith, Keenan McCardell, Torry Holt, Art Monk, Derrick Mason and Andre Reed for 10th place on the NFL's all-time receptions list. Also passed Don Maynard, Michael Irvin, Derrick Mason, Hines Ward, Charlie Joiner, Jimmy Smith, Art Monk and Irving Fryar for 14th place all-time in receiving yards.
- Recorded his sixth career 1,200-yard season, tying Marvin Harrison and Torry Holt for the third most in NFL history.
- Tallied his eighth 1,000-yard season, tying Marvin Harrison for the most in Colts history.
- Became one-of-six players in NFL history to record four-or-more 100-catch seasons.
- Passed Edgerrin James (12,065) for second place on the franchise's all-time scrimmage yards list.
- Broke Cris Carter's previous record of 59 straight games with three-or-more receptions. Wayne ended the season with his streak at 64 consecutive games.
- Became one-of-eight NFL receivers to total 100-plus career catches against three-or-more teams (Houston, Jacksonville and Tennessee).
- In the season opener at Chicago (9/9), finished the contest with nine catches for 135 yards, totaling over 100 yards in the season opener for the second-straight year.
- Against Jacksonville (9/23) in Week 3, finished the game with eight catches for 88 yards and became the 20th player in NFL history to reach 12,000 career receiving yards (12,002).
- Named AFC Offensive Player of the Week after setting a career-high with 212 receiving yards on 13 receptions against Green Bay (10/7) while adding the game-winning four-yard touchdown with 35 seconds remaining in the fourth quarter. His 212 receiving yards were the second-highest single-game total in franchise history (224 Raymond Berry at Washington, 11/10/57). His receiving total marked his 40th career 100-yard performance and second 200-yard game. Led the team with six receptions for 104 yards in the first half, which was the third-highest first-half receiving total of his career. Moved past former running back Edgerrin James (12,065) for second place on the franchise's all-time scrimmage yards list. Improved his streak of catching at least one pass to 100 consecutive games.
- Led both teams in receiving with five catches for 87 yards at the New York Jets (10/14) and became the 14th player in NFL history to reach 900 career receptions.
- Led both teams in receiving with seven receptions for 91 yards (13.0 avg.) at Tennessee (10/28) and surpassed Lenny Moore for second place on the Colts all-time all-purpose yardage list with 12,465.
- Totaled seven receptions for 78 yards and one touchdown against Miami (11/4). With his first quarter touchdown, surpassed Edgerrin James (75) for third place on the franchise's all-time touchdowns list. He also passed James (458) for seventh place on the team's all-time scoring list.
- Caught nine passes for 114 yards in the team's AFC Wild Card Playoff loss at Baltimore (1/6/13). With nine receptions, he has totaled 92 in his postseason career, which ranks second all-time to Jerry Rice (151). With 114 yards, he has also upped his career postseason total to 1,242, which ranks fourth in NFL history. His postseason reception and receiving yardage totals are also Colts franchise highs. Topped the 100-yard receiving plateau for the third time in his postseason career, which is tied with Dallas Clark for the most postseason 100-yard games in Colts history. Wayne also moved into a tie with Justin Snow for the third-most postseason games played in team history with 18.

#### 2011 (COLTS):

- Started all 16 games at wide receiver for the ninth consecutive season.
- Ranked first on the team in receptions (75) and receiving yardage (960) and also added four touchdowns.
- Moved into a tie with Marvin Harrison (1999-2003) for the most consecutive seasons leading the team in receiving yardage with five (2007-2011).
- Extended his streak of consecutive regular season games with at least one reception to 96.
- Led the team with seven receptions for 106 yards and one touchdown in the season opener at Houston (9/11). The game marked the fifth consecutive season opener in which he caught a touchdown.
- Recorded his 800th career catch vs. Pittsburgh (9/25), finishing the season tied for 15th place on the NFL's all-time reception list with Jimmy Smith (862).
- Became the 24th player in NFL history to top 11,000 career receiving yards, finishing with four receptions for 59 receiving yards at Tampa Bay (10/3).
- In a Week 8 contest at Tennessee (10/30), totaled 61 receiving yards and moved past Lenny Moore (11,213) for third place on the franchise's all-time scrimmage yards list (11,708). Also moved past Marvin Harrison for the most catches by a Colts receiver against the Titans in franchise history (currently with 90).
- Surpassed Muhsin Muhammad for 22nd place on the NFL's all-time receiving yardage list in a Week 13 meeting in New England (12/4) when he caught five passes for 55 yards.
- Led the team with eight catches for 108 yards (13.3 avg.) and one touchdown against Houston (12/22). His one-yard touchdown with 19 seconds remaining in the game proved to be the game-winner. With his eight receptions, passed Rod Smith (849) and Irving Fryar (851) for 18th and 17th place on the NFL's all-time receptions list.
- Caught eight passes for 73 yards in the season finale at Jacksonville (1/1/12) and moved passed Muhsin Muhammad (860) for 16th place on the league's all-time receptions list.

#### 2010 (COLTS):

- Started 16 games at wide receiver for the eighth consecutive season.
- Recorded a season-high and ranked third in club history in receptions with 111 for 1,355 yards and six touchdowns.
- Earned his fifth consecutive Pro Bowl bid and was named to The Associated Press NFL All-Pro first-team for the first time in career. Also garnered PFW/PFWA All-NFL Team and PFW/PFWA All-AFC Team honors.
- Became the eighth NFL player, and only active one, with seven consecutive 1,000-plus yard seasons, and the seventh NFL player with three career 100-plus reception seasons. Also became the 11th player with consecutive 100-plus reception seasons.
- Ranked first in the AFC and second in the NFL in receptions and second in the AFC and third in the NFL in reception yards.
- Surpassed QB-Jim Kelly and WR-Andre Reed (9,538) for the second-most passing yards for a QB-WR tandem with Peyton Manning.
- Tallied 15 receptions for 196 yards at Jacksonville (10/3) to set a career-high for receptions and a franchise single-game record.
- A touchdown reception from Manning moved him into fifth place in NFL history and second in franchise history for the most passing touchdowns between a QB-WR tandem with four receptions for 39 yards and a touchdown against Houston (11/1).
- With eight receptions for 107 yards and a touchdown at New England (11/21), recorded his 65th touchdown reception from Manning, tying Kelly-Reed for fourth-most all-time.
- Against the Dallas Cowboys (12/5) had 14 receptions for 200 yards and one touchdown. The yardage was a career-high and was his 14th career 10-plus reception game, two shy of the club record (16, Harrison). The touchdown reception was the 68th of his career, tying Berry for second-most in club history.



- Had five receptions for 34 yards vs. Jacksonville (12/19) for the 78th consecutive game with a reception, surpassing Marshall Faulk for the second-longest streak in franchise history.
- Moved into second place over Raymond Berry in franchise history with 69 career touchdown receptions on nine receptions for 68 yards and one touchdown against Tennessee (1/2/11).
- Started at wide receiver in the Wild Card Playoffs vs. the New York Jets (1/8/11) and had one reception for one yard.

#### 2009 (COLTS):

- Started 16 games at wide receiver.
- Finished the season with 100 receptions for 1,264 yards and 10 touchdowns to earn his fourth consecutive Pro Bowl bid. Also earned Associated Press NFL All-Pro second-team accolades.
- Ranked tied for fourth in the AFC and tied for fifth in the NFL in receptions and tied for third in the AFC and tied for fifth in the NFL in receiving yards.
- Recorded 12 receptions for 147 yards and one touchdown vs. San Francisco (11/1), catching the game-winning score from running back Joseph Addai. The touchdown reception also marked a career-best fifth straight game with a touchdown and his reception total tied a then-single-game career-best.
- Against the Houston Texans (11/8), surpassed Raymond Berry (631) for the second-most receptions in franchise history with eight catches for 64 yards.
- Moved past Raymond Berry (9,275) for the second-most receiving yards in franchise history at Jacksonville (12/17), recording five receptions for 132 yards.
- Totaled 16 receptions for 164 yards and one touchdown in the postseason.
- Recorded 63 yards and one touchdown on eight receptions in the Divisional Playoffs against Baltimore (1/16/10). Surpassed 1,000 career receiving yards in the playoffs, becoming first player in franchise history and the 11th player in NFL history to do so. Also moved into second place on the franchise career playoff scoring list (56 points).
- Contributed with three receptions for 55 yards against the New York Jets (1/23/10), moving into fourth place in career postseason receptions, surpassing running back Thurman Thomas (76). Also moved into eighth place in career postseason receiving yards.
- In Super Bowl XLIV against New Orleans (2/7/10) had five receptions for 46 yards. Moved into seventh place in NFL career postseason receiving yards (1,127), surpassing Paul Warfield (1,121).

#### 2008 (COLTS):

- Started 16 games at wide receiver.
- Earned his third consecutive Pro Bowl selection after posting 82 receptions for 1,145 yards and six touchdowns.
- Totaled his fifth consecutive 1,000-plus yard season and surpassed 500 career receptions and 8,000 career yards. His 53 career touchdown receptions placed him third in club history.
- Recorded seven receptions for 97 yards and one touchdown at Houston (10/5) and caught the game-winning touchdown with 1:54 remaining to cap a 17-point comeback in the final 4:04 for a 31-27 victory.
- With eight receptions for 118 yards and one touchdown against Baltimore (10/12), surpassed wide receiver Jimmy Orr for third in franchise history with his 51st career touchdown reception, and 50th from Manning.
- Tallied his 24th career 100-plus receiving game at Pittsburgh (11/9) to move past Raymond Berry for second-most in club history.
- Started at wide receiver and had four receptions for 129 yards and one touchdown in the Wild Card Playoffs at San Diego (1/3/09).

#### 2007 (COLTS):

- Started 16 games at wide receiver.
- Finished the season with 104 receptions for 1,510 yards and 10 touchdowns, reception and yardage totals were career-bests.
- Contributed with his fourth consecutive 1,000-plus yard season and second career 10-plus touchdown season.
- Was his first career 100-plus reception season and yardage total led the NFL on his way to being selected to his second career Pro Bowl and first as starter.
- Named to the *Sports Illustrated* NFL All-Pro Team and PFW/PFWA All-AFC Team and was a second-team Associated Press NFL All-Pro choice.
- Became the third receiver in NFL history to increase reception totals for the first seven seasons of a career (Berry, 1955-1961; Shawn Jefferson, 1991-1997).
- Tallied a career-best six 100-plus yard games and had four-plus receptions in 15 games.
- At Carolina (10/28) posted seven receptions for 168 yards and one touchdown, which was the second-highest yardage total of his career.
- Started at wide receiver against San Diego (1/13/08) in the Divisional Playoffs, totaling seven receptions for 76 yards and one touchdown.

#### 2006 (COLTS):

- Started 16 games at wide receiver.
- Recorded 86 receptions for 1,310 yards and nine touchdowns.
- Earned Pro Bowl honors for the first time and was named to the *USA Today Sports Weekly* NFL All-Pro first-team.
- Caught the go-ahead touchdown with 9:50 left vs. Tennessee (10/8) to give Colts a 14-13 lead.
- Notched a season-best 10 receptions for 138 yards and three touchdowns in a 34-31 comeback victory at Denver (10/29).
- Was named by his teammates as the recipient of the Ed Block Courage Award.
- Started at wide receiver and had 17 receptions for 216 yards and two touchdowns in the postseason.
- Registered five receptions for 36 yards and a touchdown against Kansas City in the Wild Card Playoffs (1/6/07).
- Had five receptions for 51 yards at Baltimore in the Divisional Playoffs (1/13/07).
- Against New England in the AFC Championship Game (1/21/07), totaled 68 yards on five receptions.
- In a Super Bowl XLI victory over Chicago (2/4/07), grabbed two receptions for 61 yards and one touchdown (53 yards). Became the fifth wide receiver since the 1970 NFL merger with a touchdown reception in both the Super Bowl and Pro Bowl in the same season (Tony Hill, Dallas, 1978; Gary Clark, Washington, 1991; Michael Irvin, Dallas, 1992; Yancey Thigpen, Pittsburgh, 1995).

#### 2005 (COLTS):

- Started 16 games at wide receiver.
- Finished the season with 83 receptions for 1,055 yards and five touchdowns.
- Had receptions in 15 games, missing against Arizona (1/1/06) to snap a streak of 32 consecutive games with a reception.
- Recorded a 66-yard touchdown pass from Peyton Manning at Cincinnati (11/20), the duo's longest connection at the time.
- Started at wide receiver against Pittsburgh (1/15/06) in the Divisional Playoffs, leading the team with nine receptions for 97 yards.

#### 2004 (COLTS):

- Started 16 games at wide receiver.

- Set then career season-bests with 77 receptions for 1,210 yards and 12 touchdowns.
- Recorded his first career 1,000-plus yard season and 10-plus touchdown season.
- Along with Marvin Harrison (86 receptions, 1,113 yards, 15 touchdowns) and Brandon Stokley (68 receptions, 1,077 yards, 10 touchdowns), became first trio in NFL history with 10-plus seasonal touchdowns and placed the Colts as one of four teams in NFL history with three 1,000-plus yard seasonal receivers.
- Earned NFL Wild Card Weekend Offensive Player of the Week honors for his performance against Denver (1/9/05).
- Against the Green Bay Packers (9/26) finished with 184 yards and one touchdown on 11 receptions.
- Started at wide receiver and finished the playoffs with 13 receptions for 256 yards and two touchdowns.
- In the Wild Card Playoff matchup against Denver (1/9/05), finished with 10 receptions for 221 yards and two touchdowns. Was named Wild Card Weekend NFL Offensive Player of the Week after setting a club playoff record for reception yardage total and the third-highest total in NFL playoff history. The two touchdown receptions tied Marvin Harrison and Brandon Stokley for the most touchdown receptions in a playoff game in franchise history.
- Tallied three receptions for 35 yards against New England (1/16/05) in the Divisional Playoff round.

#### 2003 (COLTS):

- Started 16 games at wide receiver for the first time in his career.
- Compiled 68 receptions for 838 yards and seven touchdowns with 15 multiple-reception games.
- Against Jacksonville (9/21), recorded 10 receptions for 141 yards and two touchdowns, tying a season-high for yardage and touchdowns.
- Started at wide receiver in all three rounds of the playoffs.
- Recorded 43 yards and one touchdown on five receptions against Denver (1/4/04) in the AFC Wild Card Playoff game.
- Contributed with six receptions for 83 yards and one touchdown at Kansas City (1/11/04) in the Divisional Playoffs.
- Tallied four receptions for 46 yards at New England (1/18/04) in the AFC Championship Game.

#### 2002 (COLTS):

- Started seven-of-16 contests at wide receiver with the majority of his starts coming in three-receiver sets after taking over for the injured Qadry Ismail late in the season.
- Finished the year with 49 receptions for 716 yards and four touchdowns.
- Had a reception in 14 outings and produced three 100-plus yardage outings.
- Earned his first career touchdown at Houston (9/22) on a 43-yard touchdown reception.
- Posted 121 yards and one touchdown on six receptions at Philadelphia (11/10).
- Started at wide receiver at the New York Jets (1/4/03) and had three receptions for 17 yards in the team's Wild Card Playoff game.

#### 2001 (COLTS):

- Started nine-of-13 games at wide receiver in his rookie season and was inactive for another three contests.
- Produced 345 yards on 23 receptions.
- Suffered a high ankle sprain early in the season and a knee sprain later in the season.
- Registered multiple-reception games eight times with his top outing coming vs. Atlanta (12/16), five receptions for 78 yards.

#### COLLEGE:

- Four-year starter at the University of Miami, starting in 42 career games.
- Set the school all-time record for receptions (173), topping the previous mark set by Lamar Thomas (144).
- With 20 touchdowns, joined Thomas (23) and Michael Irvin (26) as the only players in school history to record 20-plus career touchdown receptions.
- Had at least one reception in 36 consecutive games.
- As a senior, started in 11 games and finished the season with 43 catches for 755 yards and 10 touchdowns. His 10 touchdowns were the second most for a single season in school history behind Michael Irvin (11).
- Earned All-Big East first-team honors and was awarded Miami's Strength Training Athlete of the Year by the coaching staff.
- Set the school's seasonal receptions mark (48) by freshman, topping Michael Irvin (46). Also ranked second behind Irvin (840) on the freshman receiving yardage list with 640 yards.
- Awarded All-Big East Rookie of the Year honors.
- Named to *The Sporting News* Freshman All-America first-team and the All-Big East second-team.

#### PERSONAL:

- Attended John Ehret High School in Marrero, La. and was a two-time all-state honoree.
- Totaled 50 receptions for 930 yards and 10 touchdowns as a senior.
- Competed in the 200-meter dash and various relays in track.
- Was the recipient of the 2011 Colts Man of the Year award.
- Hosts a Christmas adoption program to provide gifts for nearly 300 families.
- Gives away turkeys to more than 1,500 families each Thanksgiving.
- Donates tickets to local youth at each Colts game.
- Provides a safe trick or treat drive-through for 3,000 youth each year.
- Hosted a celebrity basketball game in New Orleans with proceeds benefiting his former high school.
- Assisted with the "Saving Our Youth" Celebrity Basketball Tournament at the Indiana Black Expo in 2013.
- Born in New Orleans.

**2014 GAME-BY-GAME STATISTICS**

Date/Opp.	RECEIVING						RUSHING					
	GP	GS	No.	Yards	Avg.	LG	TD	No.	Yards	Avg.	LG	TD
9/7 @ DEN	1	1	9	98	10.9	22	0	0	0	0.0	0	0
9/15 vs. PHI	1	1	3	28	9.3	19	0	0	0	0.0	0	0
9/21 @ JAX	1	1	4	62	15.5	23	0	0	0	0.0	0	0
9/28 vs. TEN	1	1	7	119	17.0	28t	1	0	0	0.0	0	0
10/5 vs. BAL	1	1	7	77	11.0	28	0	0	0	0.0	0	0
10/9 @ HOU	1	1	4	35	8.8	11	0	0	0	0.0	0	0
10/19 vs. CIN	1	1	4	15	3.8	9	0	0	0	0.0	0	0
10/26 @ PIT	INACTIVE											
11/3 @ NYG	1	1	4	70	17.5	40t	1	0	0	0.0	0	0
11/16 vs. NE	1	1	5	91	18.2	46	0	0	0	0.0	0	0
11/23 vs. JAX	1	1	3	10	3.3	8	0	0	0	0.0	0	0
11/30 vs. WAS	1	1	4	31	7.8	11	0	0	0	0.0	0	0
12/7 @ CLE	1	1	1	5	5.0	5	0	0	0	0.0	0	0
12/14 vs. HOU	1	1	4	24	6.0	10	0	0	0	0.0	0	0
12/21 @ DAL	1	1	3	23	7.7	11	0	0	0	0.0	0	0
12/28 @ TEN	1	1	2	91	45.5	80	0	0	0	0.0	0	0
<b>2014 TOTALS</b>	<b>15</b>	<b>15</b>	<b>64</b>	<b>779</b>	<b>12.2</b>	<b>80</b>	<b>2</b>	<b>0</b>	<b>0</b>	<b>0.0</b>	<b>0</b>	<b>0</b>

**2014 POSTSEASON GAME-BY-GAME STATISTICS**

Date/Opp.	RECEIVING						RUSHING					
	GP	GS	No.	Yards	Avg.	LG	TD	No.	Yards	Avg.	LG	TD
1/4 vs. CIN	1	1	1	12	12.0	12	0	0	0	0.0	0	0
1/11 @ DEN	1	1	0	0	0.0	0	0	0	0	0.0	0	0
1/18 @ NE												
<b>2014 TOTALS</b>	<b>2</b>	<b>2</b>	<b>1</b>	<b>12</b>	<b>12.0</b>	<b>12</b>	<b>0</b>	<b>0</b>	<b>0</b>	<b>0.0</b>	<b>0</b>	<b>0</b>

**ADDITIONAL STATISTICS:** Recorded one tackle and one fumble recovery vs. PHI (9/15).

**PASSING:** 0-1, INT (2009)


**TWO-POINT CONVERSIONS:** 2 (regular season), 1 (postseason)

**CAREER REGULAR SEASON STATISTICS**

Year	RECEIVING						RUSHING					
	GP	GS	No.	Yards	Avg.	LG	TD	No.	Yards	Avg.	LG	TD
2014 IND	15	15	64	779	12.2	80	2	0	0	0.0	0	0
2013 IND	7	7	38	503	13.2	35	2	1	5	5.0	5	0
2012 IND	16	15	106	1,355	12.8	33	5	1	-5	-5.0	-5	0
2011 IND	16	16	75	960	12.8	56t	4	0	0	0.0	0	0
2010 IND	16	16	111	1,355	12.2	50	6	0	0	0.0	0	0
2009 IND	16	16	100	1,264	12.6	65t	10	0	0	0.0	0	0
2008 IND	16	16	82	1,145	14.0	65t	6	0	0	0.0	0	0
2007 IND	16	16	104	1,510	14.5	64	10	1	4	4.0	4	0
2006 IND	16	16	86	1,310	15.2	51t	9	0	0	0.0	0	0
2005 IND	16	16	83	1,055	12.7	66t	5	0	0	0.0	0	0
2004 IND	16	16	77	1,210	15.7	71t	12	1	-4	-4.0	-4	0
2003 IND	16	16	68	838	12.3	57t	7	0	0	0.0	0	0
2002 IND	16	7	49	716	14.6	49	4	0	0	0.0	0	0
2001 IND	13	9	27	345	12.8	43t	0	0	0	0.0	0	0
<b>TOTAL</b>	<b>211</b>	<b>197</b>	<b>1,070</b>	<b>14,345</b>	<b>13.4</b>	<b>80</b>	<b>82</b>	<b>4</b>	<b>0</b>	<b>0.0</b>	<b>5</b>	<b>0</b>

**CAREER POSTSEASON STATISTICS**

Year	RECEIVING						RUSHING					
	GP	GS	No.	Yards	Avg.	LG	TD	No.	Yards	Avg.	LG	TD
2014 IND	2	2	1	12	12.0	12	0	0	0	0.0	0	0
2013 IND	INJURED RESERVE											
2012 IND	1	1	9	114	12.7	20	0	0	0	0.0	0	0
2010 IND	1	1	1	1	1.0	1	0	0	0	0.0	0	0
2009 IND	3	3	16	164	10.3	25	1	0	0	0.0	0	0
2008 IND	1	1	4	129	32.3	72t	1	0	0	0.0	0	0
2007 IND	1	1	7	76	10.9	21	1	0	0	0.0	0	0
2006 IND	4	4	17	216	12.7	53t	2	0	0	0.0	0	0
2005 IND	1	1	7	97	13.9	24	0	0	0	0.0	0	0
2004 IND	2	2	13	256	19.7	49	2	0	0	0.0	0	0
2003 IND	3	3	15	172	11.5	20t	2	0	0	0.0	0	0
2002 IND	1	1	3	17	5.7	7	0	0	0	0.0	0	0
<b>TOTAL</b>	<b>20</b>	<b>20</b>	<b>93</b>	<b>1,254</b>	<b>13.5</b>	<b>72t</b>	<b>9</b>	<b>0</b>	<b>0</b>	<b>0.0</b>	<b>0</b>	<b>0</b>



**BJOERN WERNER**  
**Outside Linebacker 6-3 257 Florida State**  
**NFL Exp: 2 (2nd Year with Colts)**  
**How Acquired: D1 – 2013 (24th overall)**  
**Born: 8/30/90**  
**GP/GS (Postseason): 28/16 (4/2)**

**92**



**CAREER TRANSACTIONS:**

- Selected by the Colts in the first round (24th overall) of the 2013 NFL Draft.

**2014 (COLTS):**

- Made his second career start at outside linebacker in the team's regular season opener at Denver (9/7). Finished the contest with four tackles (two solo).
- In a Week 2 loss against Philadelphia (9/15), started at outside linebacker and registered one tackle.
- Started at RUSH linebacker in a Week 3 victory at Jacksonville (9/21) and finished with two tackles.
- In a Week 4 victory against Tennessee (9/28), started at RUSH linebacker and finished with one tackle.
- Started at RUSH linebacker in a Week 5 win against Baltimore (10/5) and registered six tackles (four solo), 2.0 sacks for a loss of 15 yards and one pass defended. It was his first career multiple-sack game. The first sack came in the first quarter when he brought down Joe Flacco for a seven-yard loss. The sack led to a Ravens punt. Added his second sack when he dropped Flacco for an eight-yard loss on Baltimore's final offensive drive of the game.
- Recorded four tackles, 1.0 sack and one forced fumble starting at RUSH linebacker in a Week 6 victory at Houston (10/9). The sack-forced fumble came on Houston's last drive of the game and was recovered by D'Qwell Jackson. With the turnover, the Colts were able to take a knee and seal the victory. The forced fumble was the first of his career.
- In a Week 7 win against Cincinnati (10/19), started at RUSH linebacker and totaled two tackles, 1.0 sack and three quarterback hurries. Dropped Andy Dalton for a five-yard loss on a third down in the third quarter to force a punt. The sack was his fourth of the season and his fourth in his last three games.
- Started at RUSH linebacker in a Week 8 loss at Pittsburgh (10/26) and collected two stops and one tackle for loss.
- Compiled three solo tackles and two tackles for loss starting at RUSH linebacker in a Week 9 victory at the New York Giants (11/3). Was part of a defense that limited the Giants to 89 rushing yards.
- In a Week 11 loss against New England (11/16), started at RUSH linebacker and finished with five solo tackles.
- Started at RUSH linebacker in a Week 12 win against Jacksonville (11/23) and posted five tackles and one tackle for loss. Was part of a defense that limited the Jaguars to 194 net yards.
- In a Week 13 victory against Washington (11/30), started at RUSH linebacker and finished with two tackles. Was part of a defense that held the Redskins to 84 net rushing yards.
- Posted four tackles starting at RUSH linebacker in a Week 14 win at Cleveland (12/7). Was part of a defense that limited the Browns to 248 net yards.
- Started at RUSH linebacker in a Week 15 victory against Houston (12/14) and totaled six tackles, two tackles for loss and one fumble recovery. Posted his first career fumble recovery in the second quarter on a botched Texans handoff. The Colts scored a touchdown on their ensuing offensive possession to take a 14-7 lead.
- In a Week 16 loss at Dallas (12/21), started at RUSH linebacker and tallied four tackles, two tackles for loss and one pass defended.
- Listed as inactive for a Week 17 win at Tennessee (12/28).
- Made his first career postseason start at RUSH linebacker in an AFC Wild Card Playoff win against Cincinnati (1/4/15), but did not finish with a tackle.
- In the team's AFC Divisional Playoff victory at Denver (1/11/15), started at RUSH linebacker and logged one tackle. Was part of a defense that held the Broncos to 288 net yards.

**2013 (COLTS):**

- Played in 13 games (one start) and totaled 15 tackles (13 solo), 2.5 sacks and three passes defended.
- Competed in his first career NFL contest at linebacker and on special teams in the Colts regular season opener against Oakland (9/8). Finished the contest with one special teams tackle.
- Against Miami (9/15) in Week 2, registered three tackles (two solo) and split the team's first sack of the game with Pat Angerer when the two brought down Ryan Tannehill for an eight-yard loss in the second quarter. The sack came on a third down and forced a Dolphins punt. The half sack for Werner was the first of his NFL career.
- Saw action at outside linebacker in a Week 10 loss against St. Louis (11/10) and posted two solo stops.
- In a Week 11 victory at Tennessee (11/14), saw action at outside linebacker, but did not record a tackle.
- Started his first career game at outside linebacker in a Week 12 loss at Arizona. Contributed with one tackle and one pass defended.
- Finished with three tackles in a Week 13 victory against Tennessee (12/1), seeing action at outside linebacker.
- Participated at linebacker and on special teams during a Week 14 loss at Cincinnati (12/8). Recorded one tackle and one pass defended while adding one special teams stop.
- In a Week 15 victory against Houston (12/15), recorded three tackles and added the team's fourth sack of the game which was also the first full sack of his career.
- Tallied one tackle and 1.0 sack in a Week 16 victory at Kansas City (12/22).
- Competed in his first career postseason contest during the team's Wild Card Playoff victory against Kansas City (1/4/14). Did not finish with a tackle in the game.
- During the team's Divisional Playoff loss at New England (1/11/14), finished with two solo tackles.

**COLLEGE:**

- Unanimous All-America first-team selection as a junior in 2012 (*The NFL Draft Report*, Walter Camp, Football Writers Association, The Associated Press, American Football Coaches Association, Florida Athletic Coaches Association, *Sporting News*, *CBS Sports*, *Athlon* and *Pro Football Weekly*).
- Named the ACC's Defensive Player of the Year and earned All-ACC first-team honors in 2012.
- Started each of his final 27 games at Florida State, appearing in a total of 41 contests.
- Recorded 99 tackles (63 solo), 23.5 sacks, 35.0 stops for loss, three forced fumbles and three fumble recoveries, including a 25-yard return for a

<b>WERNER SINGLE-GAME HIGHS</b>	
Tackles:	6, two times (Last vs. HOU 12/14/14)
Sacks:	2.0 vs. BAL (10/5/14)
FF:	1 at HOU (10/9/14)
FR:	1 vs. HOU (12/14/14)



touchdown. Also intercepted one pass and deflected 17 others.

- His 23.5 sacks ranked eighth among active NCAA Football Bowl Subdivision performers and tied Jamal Reynolds (1997-2000) for fourth on the school career-record chart behind Reinard Wilson (35.5; 1993-96), Peter Boulware (34.0; 1994-96) and Ron Simmons (25.0; 1977-1980).
- Finished ninth in school history with 35.0 tackles for loss.

**PERSONAL:**

- Was a German exchange student who played only two years of high school football in the United States, attending Salisbury (Conn.) High School.
- Rated a four-star prospect by *Scout.com* and received a three-star ranking from *Rivals.com*, which regarded him as the sixth-best overall prospect in the state of Connecticut.
- Rated the 24th-best defensive end prospect according to *ESPN.com*.
- As a sophomore, recorded 54 tackles, including 24 for loss, 12.0 sacks and two fumble recoveries in eight games.
- Returned to Germany and played at home for the Berlin Adler club team as a junior.
- Came back to Salisbury for his senior season as a tight end and defensive end and posted 57 tackles with 3.0 sacks, four forced fumbles, a fumble recovery, four passes defensed and two blocked field goals.
- Also caught 10 passes for 98 yards from the tight end position in 2009.
- Volunteered at several functions, including the team's Cold Feet Warm Shoes event, Horseshoe Helpings and the IndyHumane Visit.
- Served as a host for a holiday gift giving event assisting Trinity House.
- Participated in the Colts Rookie Community Blitz at Chase Legacy Center.
- Majored in business at Florida State.
- Married to his wife, Denise.
- A native of Berlin, Germany.

**2014 GAME-BY-GAME STATISTICS**

Date/Opp.	GP	GS	Solo	Asst.	Total	Sacks	PD	FF	FR	INT	Yds	Avg.	LG	TD
9/7 @ DEN	1	1	2	2	4	0.0	0	0	0	0	0	0.0	0	0
9/15 vs. PHI	1	1	1	0	1	0.0	0	0	0	0	0	0.0	0	0
9/21 @ JAX	1	1	1	1	2	0.0	0	0	0	0	0	0.0	0	0
9/28 vs. TEN	1	1	1	0	1	0.0	0	0	0	0	0	0.0	0	0
10/5 vs. BAL	1	1	4	2	6	2.0	1	0	0	0	0	0.0	0	0
10/9 @ HOU	1	1	3	1	4	1.0	0	1	0	0	0	0.0	0	0
10/19 vs. CIN	1	1	1	1	2	1.0	0	0	0	0	0	0.0	0	0
10/26 @ PIT	1	1	2	0	2	0.0	0	0	0	0	0	0.0	0	0
11/3 @ NYG	1	1	3	0	3	0.0	0	0	0	0	0	0.0	0	0
11/16 vs. NE	1	1	5	0	5	0.0	0	0	0	0	0	0.0	0	0
11/23 vs. JAX	1	1	4	1	5	0.0	0	0	0	0	0	0.0	0	0
11/30 vs. WAS	1	1	1	1	2	0.0	0	0	0	0	0	0.0	0	0
12/7 @ CLE	1	1	4	0	4	0.0	0	0	0	0	0	0.0	0	0
12/14 vs. HOU	1	1	4	2	6	0.0	0	0	1	0	0	0.0	0	0
12/21 @ DAL	1	1	2	2	4	0.0	1	0	0	0	0	0.0	0	0
12/28 @ TEN	INACTIVE													
<b>2014 TOTALS</b>	<b>15</b>	<b>15</b>	<b>38</b>	<b>13</b>	<b>51</b>	<b>4.0</b>	<b>2</b>	<b>1</b>	<b>1</b>	<b>0</b>	<b>0</b>	<b>0.0</b>	<b>0</b>	<b>0</b>

**CAREER REGULAR SEASON STATISTICS**

Year	GP	GS	Solo	Asst.	Total	Sacks	PD	FF	FR	INT	Yds	Avg.	LG	TD
2014 IND	15	15	38	13	51	4.0	2	1	1	0	0	0.0	0	0
2013 IND	13	1	13	2	15	2.5	3	0	0	0	0	0.0	0	0
<b>TOTAL</b>	<b>28</b>	<b>16</b>	<b>51</b>	<b>15</b>	<b>66</b>	<b>6.5</b>	<b>5</b>	<b>1</b>	<b>1</b>	<b>0</b>	<b>0</b>	<b>0.0</b>	<b>0</b>	<b>0</b>

**CAREER POSTSEASON STATISTICS**

Year	GP	GS	Solo	Asst.	Total	Sacks	PD	FF	FR	INT	Yds	Avg.	LG	TD
2014 IND	2	2	1	0	1	0.0	0	0	0	0	0	0.0	0	0
2013 IND	2	0	2	0	2	0.0	0	0	0	0	0	0.0	0	0
<b>TOTAL</b>	<b>4</b>	<b>2</b>	<b>3</b>	<b>0</b>	<b>3</b>	<b>0.0</b>	<b>0</b>	<b>0</b>	<b>0</b>	<b>0</b>	<b>0</b>	<b>0.0</b>	<b>0</b>	<b>0</b>

**SPECIAL TEAMS TACKLES:** 3 (2013 - 3)

**2014 POSTSEASON GAME-BY-GAME STATISTICS**

Date/Opp.	GP	GS	Solo	Asst.	Total	Sacks	PD	FF	FR	INT	Yds	Avg.	LG	TD
1/4 vs. CIN	1	1	0	0	0	0.0	0	0	0	0	0	0.0	0	0
1/11 @ DEN	1	1	1	0	1	0.0	0	0	0	0	0	0.0	0	0
1/18 @ NE														
<b>2014 TOTALS</b>	<b>2</b>	<b>2</b>	<b>1</b>	<b>0</b>	<b>1</b>	<b>0.0</b>	<b>0</b>	<b>0</b>	<b>0</b>	<b>0</b>	<b>0</b>	<b>0.0</b>	<b>0</b>	<b>0</b>



## COLTS 24 BRONCOS 31



Sunday, September 7, 2014

Sports Authority Field at Mile High

In a tale of two halves, the Colts rebounded from a 24-7 halftime deficit to cut the Broncos lead to one score (31-24) with three minutes remaining in the fourth quarter. With possession of the ball and looking to tie the game, Indianapolis was not able to convert a fourth down in Denver territory and the Broncos took a knee to close the game out. Quarterback Andrew Luck completed a single-game career-high 35 passes en route to 370 yards and three total touchdowns (two passing, one rushing). Luck recorded his first touchdown pass of the game with a 41-yard strike to tight end Dwayne Allen in the fourth quarter. He then found wide receiver Hakeem Nicks for a nine-yard score four minutes later. The passing touchdowns marked Luck's 16th career game with multiple touchdown passes. For Nicks, who made his debut with the Colts, it was his first receiving touchdown dating back to December 9, 2012. Wide receiver Reggie Wayne led the team with nine catches for 98 yards and set a franchise record for the most games with at least one reception (191). Defensively, cornerback Greg Toler led the team with three passes defended while outside linebacker Erik Walden contributed with the team's lone sack for a 10-yard loss.

	1	2	3	4	OT	Total
Colts	0	7	3	14	0	24
Broncos	3	21	0	7	0	31

### SCORING DRIVES

Team	Qtr	Time	Scoring Play	IND	DEN
Broncos 1		5:14	McManus 21 yd. field goal	0	3
Broncos 2		14:14	Thomas 3 yd. pass from Manning (McManus kick)	0	10
Broncos 2		6:41	Thomas 35 yd. pass from Manning (McManus kick)	0	17
Broncos 2		1:57	Thomas 5 yd. pass from Manning (McManus kick)	0	24
Colts 2		0:19	Luck 9 yd. run (Vinatieri kick)	7	24
Colts 3		1:31	Vinatieri 25 yd. field	10	24
Broncos 4		9:54	Ball 3 yd. run (McManus kick)	10	31
Colts 4		7:46	Allen 41 yd. pass from Luck (Vinatieri kick)	17	31
Colts 4		3:26	Nicks 9 yd. pass from Luck (Vinatieri kick)	24	31

### TEAM STATISTICS

	Colts	Broncos
Total Net Yards	408	361
Net Yards Rushing	54	102
Net Yards Passing	354	259
Total First Downs	24	24
Third Down Efficiency	4-13-31%	7-14-50%
Penalties	9-45	7-70
Fumbles (Number and Lost)	1-0	2-0
Field Goals (Made and Attempted)	1-1	1-1
Red Zone Efficiency	2-4-50%	3-4-75%
Time of Possession	27:36	32:24

### STARTERS

COLTS			BRONCOS		
WR	Wayne	DE	Redding	WR	D. Thomas
LT	Castonzo	NT	Chapman	LT	Clady
LG	Mewhort	DT	Jones	LG	Franklin
C	ShIPLEY	SLB	Walden	C	Ramirez
RG	Thornton	MIKE	Jackson	RG	Vasquez
RT	Cherilus	WILL	Freeman	RT	Clark
WR	Hilton	RUSH	Werner	TE	J. Thomas
TE	Fleener	LCB	Toler	TE	Green
QB	Luck	RCB	Davis	WR	Sanders
RB	Richardson	SS	Adams	QB	Manning
FB	Allen	FS	Landry	RB	Ball

## WEEK 1 AT DENVER GAME NOTES

- The Indianapolis Colts dropped its 2014 regular season opener to the Denver Broncos, 31-24, at Sports Authority Field at Mile High. The Broncos now hold a 12-9 all-time record against the Colts and broke an Indianapolis six-game winning streak (including playoffs) that dated back to January 9, 2005.

- The Colts are now 32-13 on primetime TV, 16-7 in primetime games played on a Sunday and 15-9 in primetime games played on NBC.

- The Colts have played 32 regular season games without consecutive losses, which is tied for the third-longest streak in franchise history. Under Head Coach Chuck Pagano (2012-14), Indianapolis has gone 33 games without losing two in a row, which is the second-longest streak for a Colts head coach.

- Quarterback Andrew Luck completed 35-of-53 passes for 370 yards, three touchdowns (two passing, one rushing) and two interceptions for an 83.1 passer rating. Luck established a single-game career-high with 35 completions and tied Bert Jones for the third most 20-plus completion games in team history. His 53 passing attempts ranked third for a single-game in his career and he passed Jim Harbaugh (1,230) for the sixth-most career attempts in Colts history. Luck's 370 yards marked his 10th career 300-plus-yard game. The total was his third highest for a single game. With two passing touchdowns, Luck surpassed Earl Morrall (47) for the fifth-most in a career in franchise history with 48. Luck notched the team's first points of the season with his seven-yard rushing touchdown in the second quarter. The rushing touchdown is the 10th of his career, which ranks second among all NFL quarterbacks from 2012-14 (Cam Newton, 14). Luck recorded his first touchdown pass of the game with a 41-yard strike to tight end Dwayne Allen in the fourth quarter. He then found wide receiver Hakeem Nicks for a nine-yard score four minutes later. The passing touchdowns marked Luck's 16th career game with multiple touchdown passes.

- Luck netted the first points of the season after rushing for a seven-yard touchdown at the end of the second quarter. He ran the two-minute offense while completing a 13-yard pass to Hakeem Nicks and a 20-yard strike to wide receiver Reggie Wayne en route to the score.

- Dwayne Allen competed in his first contest since suffering an injury in the 2013 regular season opener. He contributed with four catches for 64 yards and one touchdown. The score was the fifth of his career and his first since the 2013 Week 1 contest against Oakland.

- Hakeem Nicks made his debut in a Colts uniform and caught five passes for 36 yards and one touchdown. The score, which came in the fourth quarter and cut the Broncos lead to seven points, was his first since December 9, 2012.

- Wide receiver Reggie Wayne led the Colts with nine catches for 98 yards. With his first catch of the game, a 22-yard reception from Luck in the first quarter, he set a new franchise record for the most games with at least one reception (191), surpassing Marvin Harrison's old record of 190. Wayne improved his streak of consecutive games with at least one catch to 120 games and improved his current NFL record of consecutive games with three or more receptions to 72. Wayne tied Rohn Stark (1982-1994) and Jeff Saturday (1999-2011) for the fourth-most games played in franchise history with 197.

- Running back Ahmad Bradshaw contributed with 85 yards from scrimmage (70 receiving, 15 rushing). His five receptions tied his second highest total for a single game and the 70 yards set a new career-high.

- The Colts outgained Denver's offense 408-361 and compiled more passing yards as well (354-259).

- Safety LaRon Landry led the team with eight tackles while inside linebacker Jerrell Freeman added seven stops and one forced fumble. Cornerback Greg Toler led the team with three passes defended and outside linebacker Erik Walden contributed with the team's lone sack for a loss of 10 yards.

- Adam Vinatieri split the uprights on a 25-yard field goal and three extra points for six total points against Denver. With his extra point conversion in the second quarter, Vinatieri extended his streak of consecutive games having scored at least one point to 162. With his 25-yard field goal in the third quarter, Vinatieri tallied his 541st career field goal attempt, which surpassed Jason Elam for the ninth-most in NFL history. His three extra points tied Mike Vanderjagt (149) for the most consecutive PATs in team history.

- Cornerback Loucheiz Purifoy contributed with one tackle and one forced fumble on special teams in his first career NFL contest.

- Linebacker Andy Studebaker added one special teams tackle and one on-side kick recovery against Denver.

- Nose tackle Josh Chapman made his first career regular season start along with rookie guard Jack Mewhort.



## COLTS 27 EAGLES 30



Monday, September 15, 2014

Lucas Oil Stadium

The Colts fell to 0-2 after losing the regular season home opener to the Philadelphia Eagles, 30-27, in Philadelphia's first regular season visit to Lucas Oil Stadium. Indianapolis took a 17-6 advantage into halftime, but surrendered 24 points in the second half, including kicker Cody Parkey's 36-yard game-winning field goal as time expired. Quarterback Andrew Luck completed 20-of-34 passes for 172 yards, three touchdowns and one interception for an 89.3 passer rating. Luck found running back Ahmad Bradshaw for a single-game career-high two receiving touchdowns while tight end Jack Doyle added his first career NFL touchdown reception. Bradshaw tallied 96 yards from scrimmage (70 rushing, 26 receiving) in the victory. Indianapolis took a seven-point lead with 11:49 in the fourth quarter. A Colts turnover led to an Eagles touchdown with 3:30 remaining in the game. Following an Indianapolis punt on its ensuing possession, Philadelphia drove the ball 42 yards in 1:56 leading to the winning field goal. Defensively, safety Mike Adams led the Colts in tackles while cornerback Greg Toler notched his seventh career interception.

	1	2	3	4	OT	Total
Eagles	3	3	14	10	0	30
Colts	7	10	3	7	0	27

### SCORING DRIVES

Team	Qtr	Time	Scoring Play	PHI	IND
Eagles	1	9:48	Parkey 31 yd. field goal	3	0
Colts	1	5:18	Bradshaw 1 yd. pass from Luck (Vinatieri kick)	3	7
Colts	2	13:18	Vinatieri 46 yd. field goal	3	10
Eagles	2	6:36	Parkey 23 yd. field goal	6	10
Colts	2	1:13	Doyle 2 yd. pass from Luck (Vinatieri kick)	6	17
Colts	3	6:43	Vinatieri 27 yd. field goal	6	20
Eagles	3	4:32	McCoy 1 yd. run (Parkey kick)	13	20
Eagles	3	2:44	Sproles 19 yd. run (Parkey kick)	20	20
Colts	4	11:49	Bradshaw 7 yd. pass from Luck (Vinatieri kick)	20	27
Eagles	4	3:25	Maclin 6 yd. pass from Foles (Parkey kick)	27	27
Eagles	4	0:00	Parkey 36 yd. field goal	30	27

### TEAM STATISTICS

	Eagles	Colts
Total Net Yards	458	341
Net Yards Rushing	127	169
Net Yards Passing	331	172
Total First Downs	24	25
Third Down Efficiency	5-12-42%	4-12-33%
Penalties	11-90	4-70
Fumbles (Number and Lost)	0-0	2-1
Field Goals (Made and Attempted)	3-4	2-2
Red Zone Efficiency	3-6-50%	3-4-75%
Time of Possession	23:45	36:15

### STARTERS

COLTS				EAGLES			
WR	Wayne	DE	Redding	WR	Cooper	DE	Cox
LT	Castonzo	NT	Chapman	LT	Peters	NT	Logan
LG	Mewhort	DT	Jean Francois	LG	Kelly	DE	Thornton
C	Shiple	CB	Butler	C	Kelce	OLB	Barwin
RG	Thornton	MIKE	Jackson	RG	Herremans	ILB	Ryans
RT	Cherilus	WILL	McNary	RT	Gardner	ILB	Kendricks
TE	Allen	RUSH	Werner	TE	Celek	OLB	Cole
WR	Hilton	LCB	Toler	WR	Maclin	CB	Fletcher
QB	Luck	RCB	Davis	WR	Matthews	CB	Williams
WR	Nicks	SS	Adams	RB	McCoy	S	Allen
RB	Richardson	FS	Landry	QB	Foles	S	Jenkins

## WEEK 2 VS. PHILADELPHIA GAME NOTES

- The Indianapolis Colts fell to 0-2 after losing the regular season home opener to the Philadelphia Eagles, 30-27, in Philadelphia's first regular season visit to Lucas Oil Stadium.

- On the team's second offensive possession of the game, the Colts drove 72 yards en route to an Ahmad Bradshaw one-yard touchdown reception. On the drive Bradshaw contributed with a 29-yard rush while running back Trent Richardson added a 15-yard gain. Indianapolis netted five carries for 54 yards. The touchdown pass from Luck came on a fourth-and-goal from the one-yard line.

- Luck completed his second touchdown reception of the first half when he found tight end Jack Doyle for a two-yard score with 1:20 remaining in the second quarter. The touchdown for Doyle was the first of his career as the Colts took a 17-6 advantage at halftime.

- Indianapolis tallied a 27-20 lead when Luck found Bradshaw for a seven-yard touchdown in the fourth quarter. The receiving touchdown was the second for Bradshaw, which set a single-game career-high.

- Quarterback Andrew Luck completed 20-of-34 passes for 172 yards, three touchdowns and one interception for an 89.3 passer rating. The game marked the fifth occasion in Luck's career that he threw for at least three touchdown passes. All three TD passes were of five yards or fewer, which tied for the most such touchdown passes in a game in his career. With his second touchdown pass of the game to tight end Jack Doyle, Luck passed Jim Harbaugh (49) for the fourth-most TD passes in a career in franchise history. Luck ended the game with three touchdown passes, giving him No. 49, 50 and 51 for his career.

- The Colts totaled 169 rushing yards against Philadelphia, which was the team's highest total since September 22, 2013 at San Francisco. Indianapolis' 69 rushing yards in the first quarter of play are the most in an opening quarter since November 4, 2007 against New England (70).

- Running back Ahmad Bradshaw netted 96 yards from scrimmage (70 rushing, 26 receiving). He added a single-game career-high two touchdown receptions while his rushing total was his highest since a Week 3 meeting at San Francisco in 2013.

- Running back Trent Richardson finished with his highest rushing total as a member of the Colts (79 yards). It was also the highest total dating back to November 25, 2012 against Pittsburgh (85 yards).

- Wide receiver Reggie Wayne finished the contest with three receptions for 28 yards. With his third reception of the game in the third quarter, he improved his current NFL record of consecutive games with three-or-more receptions to 73. Wayne also improved his streak of consecutive games with at least one catch to 121. Wayne tied Eugene Daniel (198) for the third-most career games played in Colts history.

- Tight end Jack Doyle posted two receptions for 12 yards and added his first career touchdown in the second quarter. Both of his catches and receiving yards were single-game career highs.

- Wide receiver T.Y. Hilton led the team in receiving with six catches for 65 yards. He surpassed the 2,000-yard receiving plateau for his career.

- Safety Mike Adams led the team in tackles with eight while adding one pass defended. He topped the 500-tackle mark for his career.

- Cornerback Greg Toler finished the game with one tackle, one interception and one pass defended. The interception was the seventh of his career as he has posted picks in back-to-back home season openers (Oakland, 2013).

- Kicker Adam Vinatieri converted 2-of-2 field goals and three PATs against the Eagles. With his first extra point attempt in the first quarter, Vinatieri passed Jason Hanson (673) for sole possession of fifth place in career attempts NFL history. He also surpassed Mike Vanderjagt for the most consecutive PATs made in team history and now has 152. With three extra points, Vinatieri passed Jason Hanson (665) for the fifth-most in NFL history. Vinatieri extended his streak of consecutive games having scored at least one point to 163. He posted his first field goal of 46 yards in the second quarter and contributed with his second conversion of 27 yards in the third quarter.

- Punter Pat McAfee registered four punts for a 55.3 average, which was the second best mark of his career (55.4 vs. Kansas City, 10/9/11). He pinned one punt inside the 20-yard line and added a long kick of 61 yards.





## COLTS 44 JAGUARS 17



Sunday, September 21, 2014

EverBank Field

### WEEK 3 AT JACKSONVILLE GAME NOTES

•The Indianapolis Colts defeated the Jacksonville Jaguars, 44-17, for its first victory of the 2014 regular season. The win improved Indianapolis' all-time regular season record against Jacksonville to 19-8 overall and 10-4 on the road. The Colts claimed their fourth straight victory over the Jaguars, dating back to November 8, 2012. The win was the team's sixth in the last seven road games against the AFC South dating back to 2012.

•Indianapolis' 44 points are the most scored in a game by the team dating back to Dec. 9, 2007 (vs. Baltimore, 44-20).

•Under Head Coach Chuck Pagano (2012-14), the Colts have recorded an 11-1 record in regular season games immediately following a loss.

•The Colts outscored Jacksonville 30-0 in the first half of play while allowing only two first downs. Indianapolis also totaled 330 net yards to Jacksonville's 55 (91-33 rushing and 239-22 passing). The 30 first half points were the most for the Colts in the first half of a game against an opponent dating back to Dec. 9, 2007 at Baltimore. The last time Indianapolis scored 30-plus points and shutout an opponent in the first half came on Dec. 14, 1997 against Miami (34-0). Jacksonville's 22 first half passing yards was the lowest total for a Colts opponent in the first half of a game dating back to Sept. 19, 2010 vs. the New York Giants (11). The last time the Colts allowed two or fewer first downs in a first half was Dec. 28, 2008 against Houston. The Texans had only one first down in the first half.

•Indianapolis finished the contest with 529 net yards (385 passing, 144 rushing), which is the 10th highest total for a single game in team history. It's also the most since Dec. 5, 2004 against Tennessee (567).

•On the team's first touchdown drive of the game, quarterback Andrew Luck found running back Ahmad Bradshaw for a six-yard score. The touchdown was the third receiving score for Bradshaw this season, which set a new season-high. Running back Trent Richardson added his longest rush as a member of the Colts (27 yards) on the possession.

•Luck found tight end Dwayne Allen on a one-yard score for the team's second touchdown of the day in the second quarter. On the possession, the Colts drove 76 yards in seven plays to take a 17-0 advantage. On the drive, Allen and wide receiver T.Y. Hilton contributed with 22-yard receptions while wide receiver Reggie Wayne added a 15-yard catch. The touchdown was Allen's second of the season.

•Following a Darius Butler fumble recovery, the Colts took the ensuing offensive possession and drove 29 yards in four plays, leading to a tight end Coby Fleener seven-yard touchdown reception. It marked Luck's third touchdown pass of the first half and Fleener's first score of the season.

•Luck tallied his fourth touchdown pass of the contest when he found wide receiver Hakeem Nicks for a one-yard score in the fourth quarter. On the possession, the Colts drove 64 yards in 10 plays. Luck tied his single-game career-high with four touchdown passes (four at Cincinnati on 12/8/13 and four at Detroit on 12/2/12).

•Cornerback Greg Toler posted the team's fifth touchdown of the game when he returned an interception 47 yards for a touchdown. The interception return for a touchdown was the third of Toler's career and his first since Dec. 16, 2012 against Detroit. It was the first for the Colts dating back to Sept. 29, 2013 when Darius Butler returned an interception 41 yards for a touchdown against Jacksonville. Toler's pick-six marked the third consecutive game at Jacksonville that the Colts returned an interception for a touchdown.

•Quarterback Andrew Luck completed 31-of-39 passes for 370 yards and four touchdowns for a 140.4 passer rating. He completed passes to nine different receivers in the game. His 370 passing yards marked his third highest total in a single game and the most dating back to a Week 1 contest at Denver (9/7/14). Luck completed 22-of-27 passes for 244 yards and three touchdowns for a 141.4 passer rating in the first half. He threw for three first half touchdown passes for only the second time in his career (10/20/13 vs. Denver). Luck's 244 passing yards in the first half was the second highest total for a first half in his career (273 vs. Miami on Nov. 4, 2012). At one point in the first half, Luck completed 13 consecutive passes until an incompleteness to tight end Coby Fleener. Luck's four touchdown passes tied a career-high which he set on two previous occasions, at Cincinnati (12/8/13) and at Detroit (12/2/12). With 31 completions, Luck passed Jim Harbaugh (746) for the sixth-most career completions in Colts history.

•Running back Ahmad Bradshaw led the team in rushing with nine carries for 65 yards while adding two receptions for 18 yards and one touchdown. With his six-yard touchdown reception in the first quarter, Bradshaw set a new season-high in touchdown receptions with his third in 2014. His previous best was two in 2011.

•Running back Trent Richardson finished with 14 carries for 57 yards while contributing with three catches for 23 yards. He logged his longest rush as a member of the Colts in the first quarter (27 yards).

•Wide receiver Reggie Wayne caught four passes for 62 yards (15.5 avg.) against the Jaguars. With four catches, Wayne improved his current NFL record of consecutive games with at least three receptions to 74. He also improved his streak of consecutive games with at least one catch to 122. Following the game, Wayne now has 142 career catches against Jacksonville, which is the most receptions by one Colts receiving against any NFL team in club history. His 142 receptions for 2,018 yards are also the most for any active player in the NFL against one team. Wayne surpassed Eugene Daniel (198) for the third-most games played in franchise history, now with 199.

•Wide receiver T.Y. Hilton led the team in receiving with five receptions for 80 yards, including a long catch of 39 yards.

•Inside linebacker D'Qwell Jackson competed in his 100th career NFL contest and led the team with 10 tackles while adding 1.0 sack and one forced fumble. Jackson's sack in the second quarter was his first as a member of the Colts and number 12.5 for his career. The quarterback takedown led to a Jaguars punt. He contributed with a forced fumble late in the second quarter, which was recovered by cornerback Darius Butler. The Colts scored a touchdown on the following possession.

•Outside linebacker Erik Walden compiled four tackles and 1.0 sack. He notched the team's first sack of the game when he brought down Chad Henne for a two-yard loss in the second quarter to force a punt.

•Cornerback Vontae Davis compiled two tackles, one interception and one pass defended against Jacksonville. The interception was his first of the season and the 14th of his career.

•Safety LaRon Landry totaled five tackles and 1.0 sack. He tallied his first sack as a member of the Colts midway through the second quarter, which forced a Jaguars punt. It was also Landry's first sack dating back to Nov. 27, 2011 as a member of the Washington Redskins.

•In his first career NFL game, defensive tackle Kelcy Quarles finished with one tackle, 1.0 sack and one pass defended. His first career sack came when he brought down Blake Bortles for a six-yard loss in the fourth quarter.

•Cornerback Darius Butler totaled two tackles and added one fumble recovery. oButler returned the recovery seven yards and set up Indianapolis' third touchdown of the game.

•Kicker Adam Vinatieri split the uprights on 3-of-3 field goals and all five extra point attempts. He tallied a 48-yard field goal on the opening offensive possession and added conversions of 43 yards and 25 yards in the second quarter. With his first field goal conversion of 48 yards in the first quarter, Vinatieri improved his streak of consecutive games having scored at least one point to 164. Following his second kick of 43 yards, he passed Matt Stover for fourth place in NFL history in career field goals made between 40-49 yards, now with 129. With five extra point attempts, Vinatieri passed Jason Elam (679) for fourth place in career PAT attempts NFL history. He improved his team record with 157 consecutive extra points. Vinatieri enters a Week 4 meeting against Tennessee with a streak of 12 consecutive field goals dating back to Dec. 22, 2013 at Kansas City.

•Punter Pat McAfee set a franchise single-game record with eight kickoff touchbacks. He netted two punts for a 53.5 average and pinned both kicks inside the 20-yard line.

Indianapolis earned its first win of the 2014 regular season with a 44-17 victory at Jacksonville. The Colts outscored the Jaguars 30-0 in the first half of play while allowing only two first downs. Indianapolis also totaled 330 net yards to Jacksonville's 55 (91-33 rushing and 239-22 passing). Quarterback Andrew Luck completed 31-of-39 passes for 370 yards and four touchdowns for a 140.4 passer rating. He completed passes to nine different receivers in the game. Luck threw three touchdown passes in the first half including a six-yard score to running back Ahmad Bradshaw, a one-yard pass to tight end Dwayne Allen and a seven-yard touchdown to tight end Coby Fleener. Kicker Adam Vinatieri added three field goals in the first half from 48, 43 and 25 yards to assist in the team's 30-point halftime advantage. Bradshaw led the team in rushing with nine carries for 65 yards while adding two receptions for 18 yards and one touchdown. Defensively, Indianapolis generated 4.0 sacks. Cornerback Greg Toler posted the team's fifth touchdown of the game when he returned an interception 47 yards for a touchdown. The pick-six marked the third consecutive game at Jacksonville that the Colts returned an interception for a touchdown.

	1	2	3	4	OT	Total
Colts	10	20	0	14	0	44
Jaguars	0	0	3	14	0	17

#### SCORING DRIVES

Team	Qtr	Time	Scoring Play	IND	JAX
Colts	1	9:37	Vinatieri 48 yd. field goal	3	0
Colts	1	1:50	Bradshaw 6 yd. pass from Luck (Vinatieri kick)	10	0
Colts	2	12:28	Allen 1 yd. pass from Luck (Vinatieri kick)	17	0
Colts	2	9:08	Vinatieri 43 yd. field goal	20	0
Colts	2	1:10	Vinatieri 25 yd. field goal	23	0
Colts	2	0:28	Fleener 7 yd. pass from Luck (Vinatieri kick)	30	0
Jaguars	3	5:13	Scobee 41 yd. field goal	30	3
Colts	4	8:53	Nicks 1 yd. pass from Luck (Vinatieri kick)	37	3
Jaguars	4	6:51	Hurns 63 yd. pass from Bortles (Scobee kick)	37	10
Colts	4	2:58	Toler 47 yd. interception return (Vinatieri kick)	44	10
Jaguars	4	0:18	Shorts 10 yd. pass from Bortles (Scobee kick)	44	17

#### TEAM STATISTICS

	Colts	Jaguars
Total Net Yards	529	344
Net Yards Rushing	144	105
Net Yards Passing	385	239
Total First Downs	27	18
Third Down Efficiency	8-14-57%	4-10-40%
Penalties	8-46	2-15
Fumbles (Number and Lost)	0-0	1-1
Field Goals (Made and Attempted)	3-3	1-1
Red Zone Efficiency	4-6-67%	1-1-100%
Time of Possession	37:03	22:57

#### STARTERS

COLTS				JAGUARS			
WR	Wayne	DE	Redding	WR	Shorts	LDE	Bryant
LT	Castonzo	NT	Chapman	LT	Joeckel	DT	Miller
LG	Mewhort	DT	Jean Francois	LG	Beadles	DT	Marks
C	ShIPLEY	SLB	Walden	C	Bowanko	LEO	Clemons
RG	Thornton	MIKE	Jackson	RG	Linder	OLB	Hayes
RT	Cherilus	WILL	McNary	RT	Young	MLB	Posluszny
TE	Allen	RUSH	Werner	TE	Shuler	OLB	Reynolds
WR	Hilton	LCB	Toler	WR	Robinson	LCB	Gratz
QB	Luck	RCB	Davis	QB	Henne	RCB	Ball
TE	Fleener	SS	Adams	RB	Gerhart	SS	Cyprien
RB	Richardson	FS	Landry	FB	Ta'ufou'u	FS	Guy





## COLTS 41 TITANS 17

Sunday, September 28, 2014



Lucas Oil Stadium

Indianapolis improved to 2-2 on the season following a 41-17 victory over the Tennessee Titans at Lucas Oil Stadium. After Trent Richardson's first rushing touchdown of the season, the Colts recovered an onside kick and drove 44 yards leading to a Dwayne Allen score and a 14-0 lead. Adam Vinatieri added two field goals from 31 and 30 yards in the second quarter as Indianapolis claimed a 20-10 halftime lead. The Colts outscored Tennessee 21-7 in the second half as Andrew Luck threw his second, third and fourth touchdowns of the game, tying his single-game career-high. Reggie Wayne led the team in receiving with 119 yards and added a third quarter touchdown while Coby Fleener and Ahmad Bradshaw also found the end zone on receiving touchdowns. Luck finished the contest with his second highest single-game passing total (393) as he set a franchise record for the most touchdown passes through the first four games of a regular season (13). Defensively, safety Mike Adams tied his single-game career-highs with two interceptions and three passes defended. D'Qwell Jackson, Cory Redding and Zach Kerr all finished with sacks in the game.

	1	2	3	4	OT	Total
Titans	0	10	7	0	0	17
Colts	14	6	14	7	0	41

### SCORING DRIVES

Team	Qtr	Time	Scoring Play	TEN	IND
Colts	1	7:06	Richardson 1 yd. run (Vinatieri kick)	0	7
Colts	1	0:52	Allen 7 yd. pass from Luck (Vinatieri kick)	0	14
Colts	2	10:25	Vinatieri 31 yd. field goal	0	17
Titans	2	6:24	Succop 36 yd. field goal	3	17
Colts	2	1:53	Vinatieri 30 yd. field goal	3	20
Titans	2	0:13	Walker 7 yd. pass from Whitehurst (Succop kick)	10	20
Colts	3	8:15	Wayne 28 yd. pass from Luck (Vinatieri kick)	10	27
Colts	3	4:02	Fleener 2 yd. pass from Luck (Vinatieri kick)	10	34
Titans	3	0:35	Sankey 2 yd. run (Succop kick)	17	34
Colts	4	9:56	Bradshaw 15 yd. pass from Luck (Vinatieri kick)	17	41

### TEAM STATISTICS

	Titans	Colts
Total Net Yards	261	498
Net Yards Rushing	85	105
Net Yards Passing	176	393
Total First Downs	16	31
Third Down Efficiency	1-9-11%	7-14-50%
Penalties	6-68	11-88
Fumbles (Number and Lost)	2-1	0-0
Field Goals (Made and Attempted)	1-1	2-2
Red Zone Efficiency	2-3-67%	4-6-67%
Time of Possession	17:39	42:21

### STARTERS

COLTS				TITANS			
WR	Wayne	DE	Redding	WR	Washington	DE	Martin
LT	Castonzo	NT	Chapman	LT	Roos	NT	Hill
LG	Mewhort	DT	Jean Francois	LG	Levitre	DT	Casey
C	ShIPLEY	SLB	Walden	C	Schwenke	OLB	Morgan
RG	Louis	MIKE	Jackson	RG	Warmack	ILB	Woodyard
RT	Cherilus	WILL	McNary	RT	Oher	ILB	Gooden
TE	Allen	RUSH	Werner	TE	Stevens	OLB	Wimbly
WR	Hilton	LCB	Toler	TE	Walker	CB	Wreh-Wilson
QB	Luck	RCB	Davis	WR	Wright	CB	McCourty
WR	Nicks	SS	Adams	RB	Greene	SS	Pollard
RB	Richardson	FS	Landry	QB	Whitehurst	FS	Griffin

## WEEK 4 VS. TENNESSEE GAME NOTES

•The Indianapolis Colts moved to 2-2 on the regular season with a 41-17 victory against the Tennessee Titans at Lucas Oil Stadium. The win marked Indianapolis' ninth consecutive victory over an AFC South team dating back to December 30, 2012. That winning streak is currently the longest for any team against a division opponent in the NFL. The Colts record for the most consecutive wins against an AFC South opponent is 12, which was set from Nov. 4, 2004 - Oct. 8, 2006. The victory was the team's sixth consecutive win against Tennessee and the 11th victory in the last 12 meetings dating back to 2008. The win improved Indianapolis' all-time regular season record against the Titans to 26-13 and 16-6 at home (7-0 at Lucas Oil Stadium). The Colts have posted back-to-back 40-plus point games for the first time since 2004 when the feat was accomplished on four consecutive occasions (Nov. 14 - Dec. 5).

•In its last two games, Indianapolis has combined to record 1,027 net yards (529 at Jacksonville and 498 vs. Tennessee), which is the most for the team in back-to-back games in franchise history.

•The Colts led the Titans 20-10 at halftime and have now outscored their opponents 67-16 in the first half of their last three games (Philadelphia, Jacksonville and Tennessee).

•Indianapolis posted 498 total net yards to Tennessee's 261. The Colts defense held the Titans to 10.9 (11 percent) on third downs and compiled 42:21 in time of possession compared to Tennessee's 17:39.

•Running back Trent Richardson logged his first rushing touchdown of the season and gave the Colts a 7-0 lead at the 7:06 mark of the first quarter. Indianapolis acquired the ball following a Tennessee fumble. Andrew Luck found wide receiver T.Y. Hilton for a 37-yard reception to the Titans one-yard line and Richardson punched in the ball for the score on the ensuing play.

•The Colts took a 14-0 lead after Luck found tight end Dwayne Allen for a seven-yard touchdown in the first quarter. Indianapolis obtained the ball on an onside kick following their last score. Wide receiver Griff Whalen recovered the ball following a block from tight end Jack Doyle. On the scoring drive rookie wide receiver Donté Moncrief contributed with a 10-yard reception to convert a third down and wide receiver Reggie Wayne added a 17-yard reception. The Colts notched three third down conversions on the possession.

•Reggie Wayne caught his first touchdown of the season and eclipsed the 100-yard receiving plateau with his 28-yard touchdown reception at the 8:15 mark in the third quarter. Wayne became the first Colts receiver to top 100 yards this season as he recorded his 43rd career 100-plus yard outing.

•Andrew Luck threw his third touchdown pass of the game when he found tight end Coby Fleener for a two-yard score in the third quarter. The touchdown gave the Colts a 34-10 advantage as Fleener has recorded receiving touchdowns in back-to-back games.

•Running back Ahmad Bradshaw notched a 15-yard touchdown reception in the fourth quarter to give the Colts a 41-17 advantage. Bradshaw's receiving touchdown was his fourth of the season as Luck threw his fourth touchdown pass of the game. Bradshaw currently leads the NFL in receiving touchdowns by a running back this season.

•Reggie Wayne totaled 119 receiving yards and T.Y. Hilton added 105 yards as Indianapolis finished with two 100-yard receivers in the same game for the 41st time in franchise history and the first time since Nov. 4, 2012 against Miami (Donnie Avery, 108 and Hilton, 102).

•Quarterback Andrew Luck completed 29-of-41 passes for 393 yards and four touchdowns. He registered his fourth career game with four touchdown passes and set a franchise record for the most touchdown passes through the first four games of a regular season in franchise history. Luck's 393 passing yards marked his second-highest total for a single game (433 vs. Miami on 11/4/12). His 123.3 passer rating was the third highest total for a single game in his career as well. Luck completed passes to nine different receivers for the second consecutive week.

•Wide receiver Reggie Wayne totaled seven receptions for 119 yards and one touchdown. He competed in his 200th career game, which ranks third in Colts history. Wayne became the first Colts receiver to reach 100-plus yards in a single game this season as he tallied his first touchdown of the year in the third quarter. T.Y. Hilton reached the 100-yard plateau as well as the duo became the 41st in franchise history to both record 100-plus receiving yards in a single game. The 100-yard outing was the 43rd of Wayne's career as he ranks second to Marvin Harrison (59) in Colts history. With his third quarter receiving touchdown, Wayne tied Art Powell (61) for the 22nd-most all-time receiving touchdowns in NFL history. With seven receptions, Wayne passed Isaac Bruce (1,024) for the seventh-most career catches in NFL history. With 119 receiving yards, Wayne passed Henry Ellard (13,777) for the 10th-most career receiving yards in NFL history. With his third reception of the game in the second quarter, Wayne improved his current NFL record of consecutive games with at least three receptions to 75. He also improved his streak of consecutive games with at least one catch to 123.

•Wide receiver T.Y. Hilton caught six passes for 105 receiving yards. Hilton finished with his 11th career 100-yard contest as he passed Roger Carl (10) for the sixth-most career games in Colts history.

•Tight end Dwayne Allen caught three passes for 38 yards and one touchdown. He contributed with a seven-yard touchdown reception in the first quarter to give the Colts a 14-0 lead. The score was the third of the season for Allen, which already ties his season-best in 2012 as a rookie.

•Running back Trent Richardson contributed with 99 yards from scrimmage and led the Colts in rushing with 20 carries for 47 yards and one touchdown. The rushing touchdown for Richardson was the 15th of his career and his first since Dec. 29, 2013.

•Running back Ahmad Bradshaw contributed with 52 yards from scrimmage and added a receiving touchdown in the fourth quarter. The receiving touchdown was his fourth of the season as he leads all NFL running backs in the category this season.

•Inside linebacker D'Qwell Jackson started in his 100th career game and led the team with 10 tackles and 1.0 sack. Jackson dropped Charlie Whitehurst for a loss of nine yards on a third down in the third quarter to force a punt. The sack was Jackson's second of the season and number 13.5 of his career.

•Defensive end Cory Redding added five tackles and 1.0 sack against the Titans. The quarterback takedown came at the end of the second quarter, stalling a Titans drive. The sack was Redding's first of the season and the 33rd of his career. With five tackles, Redding topped 500 stops for his career.

•Defensive tackle Ricky Jean Francois made his third start of the season and finished the contest with one tackle and one fumble recovery. The recovery came at the 7:30 mark in the first quarter and gave Indianapolis possession of the ball at the Titans 33-yard line. The turnover led to a Colts touchdown.

•Nose tackle Zach Kerr posted two tackles and contributed with his first career sack in the third quarter. On the play, Kerr corralled Charlie Whitehurst on a third down to force a punt.

•Safety Mike Adams tallied two interceptions and three passes defended. His first pick came off of Titans quarterback Charlie Whitehurst in the second quarter and the Colts posted a field goal on the ensuing possession. The second interception came in the fourth quarter off of Zach Mettenberger to seal the victory. With two interceptions, Adams tied his single-game career-high which he originally set on Jan. 1, 2006 against Houston. His three passes defended also tied a single-game career-high which he set on three other occasions. The interceptions were the 14th and 15th of his career.

•Kicker Adam Vinatieri converted 2-of-2 field goals and all five PATs for 11 points against the Titans. With his first extra point of the game in the first quarter, he extended his streak of consecutive games having scored at least one point to 165. Vinatieri also improved his team record of consecutive extra points to 162. With five extra points made, Vinatieri passed Jason Elam (675) for fourth place in NFL history. Vinatieri added field goals of 31 and 30 yards in the second quarter marking his 13th and 14th consecutive field goals dating back to December 22, 2013 at Kansas City.



## COLTS 20 RAVENS 13

Sunday, October 5, 2014  
Lucas Oil Stadium



### WEEK 5 VS. BALTIMORE GAME NOTES

- The Indianapolis Colts improved to 3-2 on the season with a 20-13 victory against the Baltimore Ravens at Lucas Oil Stadium. The win improved the team's regular season record against Baltimore to 8-3 and 5-0 at home. It was also Indianapolis' first victory against the Ravens since a 2010 AFC Divisional Playoff meeting (20-3 on 1/16/10).

- Indianapolis' defense held the Ravens to 287 total net yards and limited Baltimore to 1-of-11 (nine percent) on third downs. The Colts recorded 3.0 sacks in the first half, matching their highest first half total of the season (Week 3 at Jacksonville). Prior to this contest, the Ravens offensive line had not allowed a sack in three consecutive games. Indianapolis notched 4.0 total sacks, which is the most Baltimore has allowed in a game since Dec. 22, 2013 against New England (4.0). Baltimore's nine percent conversion rate on third downs is the lowest for a Colts opponent dating back to Nov. 28, 2010 against San Diego (0-8-0%).

- The Colts offense has totaled four consecutive 100-plus rushing yard games and has topped 400 net yards on four occasions this season.

- Indianapolis posted a 20-play drive at the end of the second quarter, which led to a field goal. The last time the Colts recorded a drive of 20-plus plays came on Oct. 8, 2000 against New England (22 plays).

- Today's game marked the first time the Colts recorded four-or-more turnovers and won dating back to Oct. 29, 2000 in a victory against Detroit.

- Indianapolis registered the game's first touchdown when quarterback Andrew Luck found tight end Dwayne Allen for a six-yard score in the third quarter. The touchdown gave the Colts a 13-3 lead. Allen has now caught one touchdown in five of his last six games dating back to 2013.

- Andrew Luck tallied the team's second touchdown of the game with his 13-yard rush in the fourth quarter. The score gave Indianapolis a 20-6 advantage. With the touchdown, Luck currently ranks second in the NFL in rushing touchdowns by a quarterback from 2012-14.

- Andrew Luck completed 32-of-49 passes for 312 yards, one touchdown and two interceptions for a 72.8 passer rating. It was Luck's 13th game with 300-plus passing yards and his ninth-straight game with at least one touchdown pass. With 312 yards, Luck passed Jeff George (9,551) for the fifth-most career passing yards in franchise history. With his 32 completions, he passed Jack Trudeau (812) for the fifth-most career completions in Colts history.

- Wide receiver Reggie Wayne finished with seven catches for 77 yards. On his third catch of the game, Wayne passed Cris Carter for ninth-place in NFL history in receiving yards. He also improved his current NFL record of consecutive games with three-or-more catches to 76 and improved his streak of consecutive games with at least one reception to 124.

- Wide receiver T.Y. Hilton caught nine passes for 90 yards with a long reception of 21 yards. His nine receptions are the second-most in a regular season contest and the most since the 2013 season finale against Jacksonville (11).

- Running back Ahmad Bradshaw led the team in rushing with 15 carries for 68 yards and topped 1,000 career rushes. He also added four receptions for 17 yards.

- Tight end Dwayne Allen caught four passes for 59 yards and added one touchdown. With his score in the third quarter, Allen has now caught one touchdown pass in five of his last six games. The touchdown gave Indianapolis a 13-3 lead in the third quarter.

- Outside linebacker Bjoern Werner registered six tackles (four solo), 2.0 sacks for a loss of 15 yards and one pass defended. It was his first career multiple-sack game. Werner's first sack came in the first quarter when he brought down Joe Flacco for a seven-yard loss. The sack led to a Ravens punt. He added his second sack when he dropped Flacco for an eight-yard loss on Baltimore's final offensive drive of the game.

- Cornerback Vontae Davis posted four tackles, one interception and two passes defended against the Ravens. The interception was Davis' second of the season and led to a Colts touchdown in the third quarter.

- Sergio Brown started his first game at safety since Dec. 24, 2011 as a member of the Patriots. He compiled three tackles, 1.0 sack and one pass defended. The sack came on a Ravens 4th-and-one from the Colts three-yard line to force a turnover on downs.

- Defensive end Cory Redding finished with two tackles and 1.0 sack. He dropped Joe Flacco in the first quarter on a third down to force a punt. The sack was Redding's second of the season and the 34th of his career.

- Defensive tackle Montori Hughes notched one tackle and one fumble recovery. The recovery, which was the first of his career, came on Baltimore's opening offensive possession and led to a Colts field goal.

- Cornerback Greg Toler made three tackles and forced a fumble, which led to a Colts field goal. The forced fumble was the first of his career.

- Outside linebacker Jerrell Freeman led the team with seven tackles (five solo) and added one tackle for loss.

- Safety Colt Anderson recovered a Ravens muffed punt in the first quarter. It was his first special teams recovery since he recovered a blocked field goal on Oct. 2, 2011 against San Francisco.

- Kicker Adam Vinatieri split the uprights on 2-of-2 field goals and two PATs for eight points against the Ravens. Vinatieri opened the scoring with his 38-yard field goal at the 9:44 mark of the first quarter. The field goal extended his streak of consecutive games having scored at least one point to 166. With field goals of 38 and 34 yards, Vinatieri has converted 16 consecutive kicks.

- Center Jonotthan Harrison and defensive tackle Montori Hughes made their first career NFL starts. Safety Dewey McDonald also played in his first career NFL contest and made two tackles on special teams.

Indianapolis received a strong performance from its defense to improve to 3-2 on the season following a 20-13 victory against the Baltimore Ravens at Lucas Oil Stadium. The Colts held the Ravens to 287 total net yards and limited Baltimore to 1-of-11 (nine percent) on third downs. Indianapolis took a 6-3 lead at halftime following two field goals (38 and 34 yards) from Adam Vinatieri. Andrew Luck found Dwayne Allen for a six-yard touchdown connection on the team's first drive of the third quarter. Luck then added a 13-yard run in the fourth quarter to give the Colts a 20-6 lead. Baltimore kept the game close with a Justin Forsett 11-yard touchdown run, but with 32 seconds remaining in the game, Indianapolis' defense forced an incomplete pass on a fourth down to seal the victory. T.Y. Hilton led the team in receiving with nine catches for 90 yards and Ahmad Bradshaw led the Colts in rushing with 15 carries for 68 yards. Defensively, Indianapolis notched 4.0 sacks, including 2.0 from Bjoern Werner, marking his first career multiple-sack game. Sergio Brown added 1.0 sack on a fourth down in his first start at safety since 2011 and Vontae Davis finished the contest with one interception and two passes defended.

	1	2	3	4	OT	Total
Ravens	0	3	0	10	0	13
Colts	3	3	7	7	0	20

### SCORING DRIVES

Team	Qtr	Time	Scoring Play	BAL	IND
Colts	1	9:44	Vinatieri 38 yd. field goal	0	3
Colts	2	0:35	Vinatieri 34 yd. field goal	0	6
Ravens	2	0:00	Tucker 52 yd. field goal	3	6
Colts	3	10:33	Allen 6 yd. pass from Luck (Vinatieri kick)	3	13
Ravens	4	13:56	Tucker 27 yd. field goal	6	13
Colts	4	8:56	Luck 13 yd. run (Vinatieri kick)	6	20
Ravens	4	7:16	Forsett 11 yd. run (Tucker kick)	13	20

### TEAM STATISTICS

	Ravens	Colts
Total Net Yards	287	422
Net Yards Rushing	90	117
Net Yards Passing	197	305
Total First Downs	15	26
Third Down Efficiency	1-11-9%	7-15-47%
Penalties	5-36	6-83
Fumbles (Number and Lost)	2-2	3-2
Field Goals (Made and Attempted)	2-2	2-2
Red Zone Efficiency	1-3-33%	2-5-40%
Time of Possession	21:17	38:43

### STARTERS

COLTS				RAVENS			
WR	Wayne	DE	Redding	WR	T. Smith	DT	Ngata
LT	Castonzo	NT	Hughes	LT	Hurst	NT	Williams
LG	Louis	DT	Jean Francois	LG	Osemele	DE	Tyson
C	Harrison	SLB	Walden	C	Zuttah	OLB	Suggs
RG	Thornton	MIKE	Jackson	RG	Yanda	ILB	Mosley
RT	Cherilus	WILL	Freeman	RT	Wagner	ILB	Smith
WR	Hilton	RUSH	Werner	TE	Daniels	SAM	Upshaw
TE	Allen	LCB	Toler	WR	S. Smith	LCB	Jackson
QB	Luck	RCB	Davis	QB	Flacco	RCB	Smith
RB	Richardson	SS	Adams	FB	Juszczyk	SS	Elam
TE	Fleener	FS	Brown	RB	Forsett	FS	Stewart





## COLTS 33 TEXANS 28

Thursday, October 9, 2014

NRG Stadium



Indianapolis improved to 4-2 on the season and won its fourth consecutive game after defeating the Houston Texans 33-28 at NRG Stadium. The Colts posted 24 first quarter points, the team's highest first quarter output since 1958. Trent Richardson logged a five-yard touchdown followed by scores from Ahmad Bradshaw and Coby Fleener. Adam Vinatieri also added a 27-yard field goal. Houston was able to fight its way back into the game following two touchdowns in the second quarter and another 14 points in the second half. T.Y. Hilton notched a career performance finishing with nine receptions for 223 yards and the game-winning touchdown on a 33-yard pass from Andrew Luck in the third quarter. Hilton was two yards shy of the franchise record for receiving yards in a single game. Luck finished the game having completed 25 passes for 370 yards and three touchdowns. Defensively, Indianapolis compiled 5.0 sacks, including quarterback takedowns from D'Qwell Jackson, Erik Walden, Ricky Jean Francois, Bjoern Werner and Jonathan Newsome. The Colts also recorded back-to-back takeaways on Houston's final two offensive possessions to seal the win.

	1	2	3	4	OT	Total
Colts	24	3	6	0	0	33
Texans	0	14	7	7	0	28

### SCORING DRIVES

Team	Qtr	Time	Scoring Play	IND	HOU
Colts	1	11:13	Vinatieri 27 yd. field goal	3	0
Colts	1	10:40	Richardson 5 yd. run (Vinatieri kick)	10	0
Colts	1	7:00	Bradshaw 5 yd. pass from Luck (Vinatieri kick)	17	0
Colts	1	0:00	Fleener 4 yd. pass from Luck (Vinatieri kick)	24	0
Texans	2	9:43	Johnson 4 yd. pass from Fitzpatrick	24	7
Texans	2	8:22	Foster 12 yd. run (Bullock kick)	24	14
Colts	2	1:05	Vinatieri 34 yd. field goal	27	14
Texans	3	5:59	Foster 2 yd. run (Bullock kick)	27	21
Colts	3	2:52	Hilton 33 yd. pass from Luck (Vinatieri kick)	33	21
Texans	4	10:36	Watt 45 yd. fumble return (Bullock kick)	33	28

### TEAM STATISTICS

	Colts	Texans
Total Net Yards	456	332
Net Yards Rushing	93	136
Net Yards Passing	363	196
Total First Downs	27	18
Third Down Efficiency	8-16-50%	1-8-13%
Penalties	5-51	5-66
Fumbles (Number and Lost)	1-1	2-2
Field Goals (Made and Attempted)	2-2	0-1
Red Zone Efficiency	3-5-60%	3-3-100%
Time of Possession	36:49	23:11

### STARTERS

COLTS				TEXANS			
WR	Wayne	DE	Redding	WR	Hopkins	RDE	Watt
LT	Castonzo	NT	Chapman	LT	Brown	NT	Pickett
LG	Reitz	DT	Jean Francois	LG	Jones	LDE	Crick
C	Harrison	SLB	Walden	C	Myers	SAM	Reed
RG	Louis	MIKE	Jackson	RG	Su'a-Filo	MIKE	Cushing
RT	Cherilus	WILL	Freeman	RT	Newton	WILL	Tuggle
TE	Allen	RUSH	Werner	TE	Graham	JACK	Mercilus
WR	Hilton	LCB	Toler	WR	Johnson	LCB	Jackson
QB	Luck	RCB	Davis	QB	Fitzpatrick	RCB	Joseph
WR	Nicks	SS	Adams	TE	Fiedorowicz	SS	Swearingen
RB	Richardson	FS	Brown	RB	Foster	FS	Lewis

## WEEK 6 AT HOUSTON GAME NOTES

- The Indianapolis Colts improved to 4-2 on the season and won its fourth consecutive game after defeating the Houston Texans 33-28 at NRG Stadium. The victory improved the team's all-time regular season record against the Texans to 21-4 overall and 9-4 on the road. The win is the 10th straight victory over an AFC South opponent dating back to 2012. The Colts have won 10 straight games played on Thursday, which is the longest active streak in the NFL. Indianapolis is now 8-0 on NFL Network's Thursday Night Football.

- The Colts posted 24 points in the first quarter, which is the most for the team in a first quarter of play dating back to Oct. 4, 1958 against Chicago (27 points).

- Indianapolis notched the first touchdown of the game when running back Trent Richardson found the endzone on a five-yard run in the first quarter. The score is the second for Richardson this season and his second in the last three games. The Colts started the drive recovering an onside kick attempt, their third of the season. On the next play, wide receiver T.Y. Hilton contributed with a 49-yard reception to give the Colts the ball at the Texans five-yard line.

- Andrew Luck threw his first touchdown pass of the game when he found running back Ahmad Bradshaw on a five-yard connection for a 17-0 lead. The receiving touchdown is the fifth of the season for Bradshaw as he leads all running backs in the league in the category.

- Tight end Coby Fleener caught Andrew Luck's second touchdown pass of the game (four yards) in the first quarter to give the Colts a 24-0 lead. The score was Fleener's third of the season and third in the last four games.

- Wide receiver T.Y. Hilton was on the receiving end of Andrew Luck's 33-yard touchdown pass with 2:52 remaining in the third quarter. The score gave the Colts a 33-21 lead following a failed two-point conversion attempt. On the reception, Hilton topped 200 receiving yards marking the sixth-time in franchise history a player reached the milestone in a single game.

- Prior to the start of this game, the Texans had not allowed a point in the first quarter of play (five games). The Colts posted 24 points in the first 15 minutes.

- For the third consecutive week, the Colts defense allowed only one third down conversion (1-of-8-13%). Indianapolis held Tennessee to 1-of-9-11% in Week 4 and Baltimore to 1-of-11-9% in Week 5. Indianapolis posted 5.0 sacks against Houston, which is the highest total for the team this season and the most in a game dating back to Dec. 22, 2013 against Kansas City.

- For the fourth consecutive week, the Colts offense registered 400-plus net yards (456). Indianapolis also won in time of possession, besting the Texans 36:49 - 23:11.

- Quarterback Andrew Luck completed 25-of-44 passes for 370 yards and three touchdowns. Luck's 208 first quarter passing yards were the most for any player in the opening quarter of a game in the last five seasons. He totaled 240 first half passing yards, which is the fourth-highest first half total for a single-game in his career. With 370 passing yards, he notched his fifth 300-yard performance in the past six games this season and his fourth such contest in a row. The total was also tied for his fourth-highest in a single game. With 18 rushing yards, Luck passed Peyton Manning (722) for the fifth-most career rushing yards by a Colts quarterback in team history. With three passing touchdowns, Luck tied the franchise record for the most passing touchdowns through the first six games of a regular season.

- Wide receiver T.Y. Hilton caught nine passes for a regular season career-best 223 yards and one touchdown. Hilton logged the sixth 200-plus receiving yard performance for a regular season game in Colts history and fell two yards shy of breaking the franchise single-game record for receiving yards. Hilton contributed with receptions of 7, 40 and 49 yards en route to 147 yards in the first quarter. Dating back to 1991, Hilton's first quarter receiving total is the most in a first quarter since Reggie Wayne logged 112 yards against Green Bay on September 26, 2004. The receiving total is also the most for any NFL receiver in the first quarter of play this season.

- Wide receiver Reggie Wayne caught four passes for 35 yards. He improved his current NFL record of consecutive games with three-or-more receptions to 77 and also improved his streak of consecutive games with at least one catch to 125. Since divisional realignment in 2002, Wayne continues to lead all active players in receptions (380) and receiving yards (5,112) against his own division.

- Running back Trent Richardson led the team with 17 carries for 41 yards and one touchdown. His five-yard touchdown in the first quarter gave Indianapolis a 10-0 lead. It was his second touchdown of the season and his second in his last three games.

- Running back Ahmad Bradshaw tallied 11 rushes for 34 yards and added three receptions for 25 yards and one receiving touchdown. Bradshaw gave Indianapolis a 17-0 lead in the first quarter when he caught a five-yard touchdown from Luck. The receiving touchdown is the fifth of the season for Bradshaw as he leads all running backs in the league in the category.

- Inside linebacker D'Qwell Jackson led the team with seven tackles (five solo), 1.0 sack and one fumble recovery. The sack came on a third down and forced a Texans punt. The fumble recovery came on Houston's last offensive possession. Quarterback Ryan Fitzpatrick was sacked by Bjoern Werner who forced the fumble. Jackson's recovery sealed the victory.

- Outside linebacker Bjoern Werner recorded four tackles, 1.0 sack and one forced fumble. The sack-forced fumble came on Houston's last drive of the game and was recovered by D'Qwell Jackson. With the turnover, the Colts were able to take a knee and complete the victory.

- Cornerback Vontae Davis tallied five tackles, one pass defended and one forced fumble. He forced an Andre Johnson fumble in the fourth quarter, which was recovered by safety Mike Adams.

- Safety Mike Adams finished the game with three tackles and one fumble recovery. The recovery came in the fourth quarter and was one of two Houston turnovers.

- Outside linebacker Erik Walden notched four tackles and 1.0 sack. The sack was his third of the season and came in the first quarter, which forced a Texans punt.

- Defensive tackle Ricky Jean Francois collected four tackles, one pass defended and tallied his first sack of the season when he brought down Ryan Fitzpatrick in the second quarter. The sack led to a fourth down and an incomplete pass on the next play.

- Outside linebacker Jonathan Newsome logged his first career sack when he dropped Ryan Fitzpatrick for a three-yard loss. The sack led to a Texans missed field goal.

- Kicker Adam Vinatieri converted 2-of-2 field goals and three PATs for nine points against the Texans. Vinatieri opened the scoring with a 27-yard field goal in the first quarter and improved his streak of consecutive games scoring at least one point to 17. Following his first extra point of the game in the first quarter, he became the first player in NFL history to score 900 career points with two different teams. With his 34-yard field goal in the second quarter, Vinatieri passed John Carney (2,062) for the fourth-most career points scored in NFL history. Vinatieri continues a streak of 18 consecutive field goals made dating back to the 2013 season. With two field goals, he established the third-longest streak in franchise history.

- Punter Pat McAfee contributed with four punts for a 39.8 average. He pinned three punts inside the 20-yard line and contributed with a long kick of 44 yards. McAfee successfully recovered an onside kick in the first quarter, which led to a Colts touchdown. It was the third onside kick attempt and recovery for Indianapolis this season. The Colts are the only team to recover an onside kick this year and have converted all three of their attempts.



## COLTS 27 BENGALS 0

Sunday, October 19, 2014

Lucas Oil Stadium



The Colts won their fifth consecutive game and logged their first shutout dating back to Dec. 28, 2008 after defeating the Bengals 27-0 at Lucas Oil Stadium. Indianapolis' defense held Cincinnati to 135 net yards and forced eight consecutive three-and-outs to open the contest. Colts running back Ahmad Bradshaw posted two touchdowns in the victory. His first rushing touchdown of the season came on a one-yard run in the second quarter to give the Indianapolis a 10-0 lead. Bradshaw added a nine-yard receiving touchdown in the fourth quarter to give the Colts a 24-0 advantage. Tight end Dwayne Allen added a third quarter touchdown on a 32-yard catch-and-run. It was his fourth score in his last five games. Quarterback Andrew Luck completed 27-of-42 passes for 344 yards and two touchdowns for a 105.7 passer rating. He matched a franchise record with his fifth consecutive 300-plus yard passing outing. Wide receiver T.Y. Hilton led the team with 107 yards on seven catches marking his 13th career 100-plus yard receiving contest. On defense, the Colts registered 4.0 sacks. Cornerback Vontae Davis set a single-game career-high with four passes defended while adding three tackles.

	1	2	3	4	OT	Total
Bengals	0	0	0	0	0	0
Colts	3	7	7	10	0	27

### SCORING DRIVES

Team	Qtr	Time	Scoring Play	CIN	IND
Colts	1	0:33	Vinatieri 23 yd. field goal	0	3
Colts	2	12:08	Bradshaw 1 yd. run (Vinatieri kick)	0	10
Colts	3	9:47	Allen 32 yd. pass from Luck (Vinatieri kick)	0	17
Colts	4	12:09	Bradshaw 10 yd. pass from Luck (Vinatieri kick)	0	24
Colts	4	1:55	Vinatieri 50 yd. field goal	0	27

### TEAM STATISTICS

	Bengals	Colts
Total Net Yards	135	506
Net Yards Rushing	32	171
Net Yards Passing	103	335
Total First Downs	8	27
Third Down Efficiency	1-13-8%	5-13-38%
Penalties	4-20	8-57
Fumbles (Number and Lost)	1-0	2-2
Field Goals (Made and Attempted)	0-0	2-2
Red Zone Efficiency	0-1-0%	2-4-50%
Time of Possession	20:17	39:43

### STARTERS

COLTS			BENGALS				
WR	Wayne	DE	Redding	WR	Tate	LDE	Dunlap
LT	Castonzo	NT	Chapman	LT	Whitworth	NT	Peko
LG	Mewhort	DT	Jean Francois	LG	Boling	DT	Atkins
C	Harrison	SLB	Walden	C	Bodine	RDE	Gilberry
RG	Thornton	MIKE	Jackson	RG	Zeitler	SLB	DiManche
RT	Cherilus	WILL	Freeman	RT	A. Smith	MLB	Rey
WR	Hilton	RUSH	Werner	TE	Gresham	WLB	Burfict
TE	Allen	LCB	Toler	WR	Sanzenbacher	LCB	Newman
QB	Luck	RCB	Davis	WR	Sanu	RCB	Hall
RB	Richardson	SS	Adams	QB	Dalton	SS	Iloka
TE	Fleener	FS	Gordy	RB	Bernard	FS	Nelson

## WEEK 7 VS. CINCINNATI GAME NOTES

- The Indianapolis Colts improved to 5-2 on the regular season and won its fifth consecutive game after defeating the Cincinnati Bengals 27-0 at Lucas Oil Stadium. With the victory, the Colts improved their all-time regular season record against the Bengals to 17-10 overall and 10-6 at home. Indianapolis also moved to 5-1 against the AFC and 2-0 against the AFC North Division this season. The five-game winning streak is the longest for the Colts dating back to 2008-09 (23 wins).
- Indianapolis posted its first shutout dating back to Dec. 28, 2008 against Tennessee (23-0). Coincidentally, Cincinnati's 135 net yards marks the lowest total for a Colts opponent dating back to their last shutout against the Titans.
- The Colts shutout the Bengals in the first quarter of play and took a 3-0 lead into the second quarter. It marked the fifth consecutive game Indianapolis has shutout its opponent in the first quarter this season. Entering the game, the Colts led the league in first quarter scoring and have now outscored their opponents 61-6.
- Indianapolis' defense shutout the Bengals in the first half, marking the second time this season the defense accomplished the feat (Jacksonville in Week 3). The Colts also posted eight consecutive three-and-outs to start the game while limiting Cincinnati to 2 net yards (12 rushing, 15 passing) on 28 plays. The last team to hold their opponent without a first down in each of its first eight offensive possessions was Jacksonville in their game against Baltimore on Oct. 24, 2011 (first nine possessions).
- The Colts defense had 15 consecutive third down stops from the second quarter of a Week 6 contest at Houston to the fourth quarter of today's Bengals game.
- The Indianapolis defense held the Bengals to 1-of-13 (eight percent) on third down conversions and continues to lead the league in third down percentage allowed (26.0). For the fourth consecutive game, the Colts held their opponent to only one third down conversion.
- The Colts compiled 171 net rushing yards against the Bengals, which is the most for the team this season and the highest total dating back to Sept. 22, 2013 at San Francisco (184).
- Running back Ahmad Bradshaw scored the first touchdown of the game on a one-yard run in the second quarter. The Colts drove 68 yards in five plays and wide receiver T.Y. Hilton contributed with a 46-yard reception on the possession. The rushing touchdown for Bradshaw was his first of the season.
- Tight end Dwayne Allen gave the Colts a 17-0 lead after his 32-yard touchdown reception in the third quarter. It was his fourth touchdown reception in his last five games and his fifth of the season. On the drive, tight end Coby Fleener contributed with a 26-yard gain. Through seven games this season, Colts tight ends have contributed with nine touchdowns.
- Bradshaw added his second touchdown of the game following a nine-yard receiving score in the fourth quarter to give Indianapolis a 24-0 lead. It was his ninth career multiple-touchdown game and his second of the season.
- Quarterback Andrew Luck completed 27-of-42 passes for 344 yards and two touchdowns for a 105.7 passer rating. Luck recorded his fifth consecutive 300-plus yard passing outing (Weeks 3-7) and tied Peyton Manning's franchise record of consecutive 300-plus yard passing games, which was originally set in 2009 (Weeks 1-5). It was also Luck's sixth 300-plus yard game of the year, which already ties his single-season career-best set as a rookie in 2012. With 27 completions, he passed Jeff George (874) for the fourth-most career completions in team history.
- Wide receiver Reggie Wayne caught four passes for 15 yards. With his two-yard reception in the fourth quarter, Wayne became the ninth player in NFL history to reach 14,000 career receiving yards. On the play, he also improved his current NFL record for consecutive games with three-or-more catches to 78 and improved his streak of consecutive games with at least one catch to 126.
- Wide receiver T.Y. Hilton caught seven passes for 107 yards (15.3 avg.). The game marked his 13th career 100-plus yard receiving contest. Following his first catch of the game, Hilton passed Austin Collie (172) for the second-most receptions in a player's first three seasons of a career in Colts history.
- Running back Ahmad Bradshaw totaled 10 carries for 52 yards and one touchdown and added three catches for 36 yards and one score. Bradshaw notched his first rushing touchdown of the season on a one-yard run in the second quarter to give the Colts a 10-0 lead. He added a nine-yard receiving touchdown in the fourth quarter to give Indianapolis a 24-0 lead. The multiple-touchdown game was his second of the season and the ninth of his career. Bradshaw continues to lead all NFL running backs in receiving touchdowns, now with six. Along with adding to his record season-high, his sixth receiving touchdown is also tied for the fifth-most by a Colts running back in a single season.
- Running back Trent Richardson led the team with 77 yards on 14 carries and contributed with four receptions for 41 yards and a long catch of 20 yards. The rushing yardage total was his second highest of the season dating back to a Week 2 contest against Philadelphia.
- Tight end Dwayne Allen caught three passes for 52 yards and one touchdown. He recorded a 32-yard touchdown in the third quarter to give the Colts a 17-0 lead. Allen's touchdown was his fourth in his last five games.
- Defensive end Cory Redding finished with four tackles, two tackles for loss and 1.0 sack against the Bengals. Redding posted the team's first sack of the game in the second quarter to stall a Cincinnati two-minute drive and preserve the first half shutout. The sack was his third in his last four games.
- Defensive tackle Ricky Jean Francois earned his sixth start of the season and compiled three tackles and 1.0 sack. The sack came on a second down when he ran Bengals receiver Mohamed Sanu out-of-bounds for a six-yard loss. Outside linebacker Bjoern Werner added a sack on the following play to force a Cincinnati punt.
- Outside linebacker Bjoern Werner totaled 1.0 sack and three quarterback hurries against the Bengals. He dropped Andy Dalton for a five-yard loss on a third down in the third quarter to force a punt. The sack was his fourth of the season and his fourth in his last three games.
- Nose tackle Zach Kerr totaled 1.0 sack and one pass defended against Cincinnati. His sack came in the fourth quarter on Cincinnati's last offensive play of the game to help complete the shutout.
- Cornerback Vontae Davis tallied three tackles and a single-game career-high four passes defended. Davis tied his single-season career-high of 12 passes defended, which he originally set in 2010 and 2013. He entered the game ranked tied for second in the AFC and tied for fourth in the NFL in the category.
- Kicker Adam Vinatieri converted both field goal attempts and all three PATs for nine points against the Bengals. Vinatieri gave the Colts a 3-0 lead in the first quarter with his 23-yard field goal. With the kick, he improved his streak of consecutive games having scored at least one point to 168. With two field goals made (23 and 50), Vinatieri passed John Kasey (461) for the sixth-most field goals converted in NFL history. Vinatieri improved his streak of consecutive field goals made to 20. His streak currently ranks third in franchise history and dates back to Dec. 22, 2013. He has also converted every field goal (14-of-14) and extra point (24-of-24) attempt this season. With his 50-yard field goal in the fourth quarter, he tied John Carney, Steve Christie, Mason Crosby, Al Del Greco and Eddie Murray (21) for 17th place all-time in NFL history. The 50-plus yard attempt also moved him in sole possession of second place in team history surpassing Mike Vanderjagt (21).
- Punter Pat McAfee tallied six punts for a 48.0 average and a long kick of 59 yards. He also pinned two punts inside the 20-yard line.





## COLTS 34 STEELERS 51

Sunday, October 26, 2014

Heinz Field



## WEEK 8 AT PITTSBURGH GAME NOTES

• The Indianapolis Colts fell to the Pittsburgh Steelers, 51-34, at Heinz Field and dropped to 5-3 on the season. The Colts gave up 639 yards of net offense as Steelers quarterback Ben Roethlisberger threw for 522 yards and six touchdowns.

• Indianapolis notched its first touchdown of the game in the second quarter when tight end Dwayne Allen caught a 21-yard touchdown pass from quarterback Andrew Luck. The score cut the Steelers' lead to 21-10. On the drive, wide receiver Donte Moncrief contributed with a 52-yard reception, the longest of his career and the longest pass for Luck this season.

• The Colts mounted their second touchdown drive of the game late in the second quarter when Luck found wide receiver T.Y. Hilton for a 28-yard score. The touchdown cut Pittsburgh's lead to 35-17. The score was Hilton's second of the season and his second in his last three games.

• Running back Ahmad Bradshaw registered his first touchdown of the game on a 12-yard run in the third quarter to cut Pittsburgh's lead to 42-27. It was Bradshaw's second rushing touchdown of the season and his eighth total touchdown of the year.

• Wide receiver Donte Moncrief tallied his first career NFL touchdown in the third quarter following a 31-yard pass from Luck. The score made it a one possession game (42-34) as the rookie receiver topped the 100-yard receiving plateau for the first time in his career.

• Quarterback Andrew Luck completed 26-of-45 passes for 400 yards, three touchdowns and two interceptions for a 91.0 passer rating. He registered his sixth consecutive 300-yard passing game, which set a new franchise record. The streak ranks tied for fourth in NFL history and is the only active streak of six games or more. The game also marked Luck's seventh 300-yard passing outing of the season, which set a new single-season career-high (six in 2012). With 400 passing yards, Luck passed Pro Football Hall of Famer Dan Marino for the fourth-most passing yards through the first 40 games of a career in NFL history. Luck's 400 passing yards marked his second-highest single-game total (433 vs. Miami on 11/4/12). It was also his ninth career game with three-or-more touchdown passes. With 45 passing attempts, Luck surpassed Jeff George (1,532) for the fifth-most and Jack Trudeau (1,536) for the fourth-most career attempts in Colts history.

• Wide receiver T.Y. Hilton led the team with six receptions for 155 yards and one touchdown. On his second reception of the game, he caught a 28-yard touchdown pass and passed Bill Brooks for the most receiving yards through a player's first three seasons in Colts history. Hilton tallied his 14th career 100-yard receiving contest, which is also his fourth of the season and his third in the last three games. It's the first time in his career that Hilton has tallied three consecutive 100-yard outings.

• Wide receiver Donte Moncrief finished with career highs in catches (seven), yards (113) and added his first career touchdown. He also contributed with a 52-yard reception in the second quarter, which established his single-game career-high and was the longest completion for Luck this season. Moncrief became the third Colts receiver to top 100-plus receiving yards in a single game this year (Wayne and Hilton).

• Donte Moncrief and T.Y. Hilton each posted 100-plus receiving yards, marking the second time the team has had two 100-yard receivers in the same game this season (Reggie Wayne, 119 and T.Y. Hilton 105 against Tennessee). It was the 42nd occasion in franchise history where the Colts had two 100-yard receivers in the same game.

• Tight end Dwayne Allen caught one pass for a 21-yard touchdown in the second quarter. The score cut Pittsburgh's lead to 21-10. With the touchdown, Allen tied Pat Beach, Dallas Clark and Marcus Pollard (six) for the seventh-most receiving touchdowns in a single season by a tight end in Colts history. The score was also his fifth in his last six games.

• Running Back Ahmad Bradshaw totaled six carries for 35 yards and one touchdown and added seven receptions for 52 yards. Bradshaw posted a 12-yard rushing touchdown in the third quarter and tied his second-highest single-season touchdown total (eight in 2010) of his career.

• Inside linebacker D'Qwell Jackson led the team with 13 tackles (eight solo).

• Safety Mike Adams finished with 11 tackles (eight solo) and one fumble recovery. The recovery was his second of the season and the ninth of his career. Following the turnover, Indianapolis scored a touchdown three plays later to cut the game to one possession (42-34).

• Cornerback Darius Butler compiled seven tackles and one forced fumble in the third quarter, which was recovered by safety Mike Adams. The Colts tallied a touchdown on their following drive.

• Outside linebacker Jonathan Newsome collected four tackles, one quarterback hurry and blocked one punt against the Steelers. The block came at the end of the second quarter and was recovered by defensive tackle Ricky Jean Francois. Indianapolis tallied a field goal on their ensuing possession. It was the team's first blocked punt dating back to Dec. 5, 2010 against Dallas.

• Outside linebacker Andy Studebaker forced and recovered a LeGarrette Blount fumble with 12:44 remaining in the fourth quarter. Both were the first of his season and the second of his career. Studebaker finished the game with three tackles.

• Kicker Adam Vinatieri converted 2-of-2 field goals and four PATs for 10 points against the Steelers. Vinatieri opened the scoring with a 31-yard field goal on the team's opening offensive possession. He became the first kicker in NFL history to log more than 200 field goals with two different teams (236 with New England, 1996-2005 and 201 with Indianapolis, 2006-2014). Vinatieri also improved his streak of consecutive games scoring at least one point to 169. Following a blocked punt in the second quarter, the Colts drove 46 yards in seven plays running the two minute offense. It led to a Vinatieri 23-yard conversion, which cut Pittsburgh's lead to 35-20 at halftime. Vinatieri improved his streak of consecutive field goals made to 22. His streak currently ranks third in franchise history and dates back to Dec. 22, 2013. He has also converted every field goal (16-of-16) and extra point (28-of-28) attempt this season. Vinatieri's longest career streak is 25 field goals from Nov. 24, 1996 to Nov. 9, 1997.

• Punter Pat McAfee totaled three punts for a 51.0 average with a long kick of 59 yards. He also added five kickoff touchbacks and is now one shy of recording the second-highest single-season total of his career (41 in 2011 and 2013).

• Wide receiver Griff Whalen caught two passes for 23 yards with a long reception of 18 yards. He also returned one punt for 16 yards and added five kickoff returns for a 24.4 average.

The Colts gave up 639 yards of net offense as Steelers quarterback Ben Roethlisberger threw for 522 yards and six touchdowns in a Pittsburgh 51-34 victory at Heinz Field. The Steelers scored touchdowns on their first four offensive possessions of the game en route to a 35-20 halftime advantage. Indianapolis cut Pittsburgh's lead to one possession (42-34) with two touchdowns on an Ahmad Bradshaw 12-yard run and Donte Moncrief's first career NFL touchdown (31 yards) in the third quarter. After recovering a Steelers fumble in the final stanza, the Colts had a chance to drive the length of the field to tie the game. Andrew Luck was charged with an intentional grounding penalty in the end zone however and Pittsburgh got the ball back with a 10-point lead. Indianapolis could not mount a comeback following the safety. Luck threw for 400 yards and three touchdowns in the loss while wide receivers T.Y. Hilton (155) and Moncrief (113) each topped 100-plus receiving yards. Bradshaw totaled six carries for 35 yards and one touchdown and added seven receptions for 52 yards. He tied his second-highest single-season touchdown total of eight (set in 2010).

	1	2	3	4	OT	Total
Colts	3	17	14	0	0	34
Steelers	7	28	7	9	0	51

Team	Qtr	Time	Scoring Drive	IND	HOU
Colts	1	11:56	Vinatieri 31 yd. field goal	3	0
Steelers	1	7:13	Wheaton 18 yd. pass from Roethlisberger (Suisham kick)	3	7
Steelers	2	14:57	Bryant 5 yd. pass from Roethlisberger (Suisham kick)	3	14
Steelers	2	14:16	Gay 33 yd. interception return (Suisham kick)	3	21
Colts	2	11:36	Allen 21 yd. pass from Luck (Vinatieri kick)	10	21
Steelers	2	8:33	Brown 8 yd. pass from Roethlisberger (Suisham kick)	10	28
Steelers	2	5:08	Brown 47 yd. pass from Roethlisberger (Suisham kick)	10	35
Colts	2	1:56	Hilton 28 yd. pass from Luck (Vinatieri kick)	17	35
Colts	2	0:00	Vinatieri 23 yd. field goal	20	35
Steelers	3	9:59	Bryant 2 yd. pass from Roethlisberger (Suisham kick)	20	42
Colts	3	3:38	Bradshaw 12 yd. run (Vinatieri kick)	27	42
Colts	3	2:35	Moncrief 31 yd. pass from Luck (Vinatieri kick)	34	42
Steelers	4	12:34	Penalty on Luck enforced in end zone for a safety	34	44
Steelers	4	5:14	Miller 11 yd. pass from Roethlisberger (Suisham kick)	34	51

### TEAM STATISTICS

	Colts	Steelers
Total Net Yards	448	639
Net Yards Rushing	63	117
Net Yards Passing	385	522
Total First Downs	26	34
Third Down Efficiency	5-10-50%	8-13-62%
Penalties	5-43	10-59
Fumbles (Number and Lost)	1-0	2-2
Field Goals (Made and Attempted)	2-2	0-0
Red Zone Efficiency	1-3-33%	5-6-83%
Time of Possession	20:17	39:43

### STARTERS

COLTS			STEELERS		
WR Nicks	DE Redding		WR Brown	LDE Heyward	
LT Castonzo	NT Chapman		LT Beachum	NT Thomas	
LG Mewhort	DT Jean Francois		LG Foster	RDE Keisel	
C Harrison	SLB Walden		C Pouncey	LOLB Worlids	
RG Thornton	MIKE Jackson		RG DeCastro	LILB Shazier	
RT Cherilus	WILL Freeman		RT Adams	RILB Timmons	
TE Allen	RUSH Werner		TE Miller	ROLB Moats	
WR Hilton	LCB Toler		WR Wheaton	LCB Gay	
QB Luck	RCB Davis		QB Roethlisberger	RCB McCain	
TE Fleener	SS Adams		RB Bell	SS Polamalu	
RB Bradshaw	FS Brown		TE Spaeth	FS Mitchell	



## COLTS 40 GIANTS 24

Monday, November 3, 2014



MetLife Stadium

Indianapolis posted a 40-24 victory over the New York Giants and earned its first win on Monday Night Football dating back to 2010. The Colts improved to 6-3 heading into the bye week and 12-1 in games following a loss under Head Coach Chuck Pagano. Quarterback Andrew Luck tied his single-game career-high with four passing touchdowns while completing 25-of-46 passes for 354 yards. Four different receivers caught touchdown passes including tight ends Coby Fleener and Dwayne Allen and wide receivers Reggie Wayne and T.Y. Hilton. Luck continued his streak of consecutive games with 300-plus passing yards (seven) and became the first player in NFL history with at least 350 passing yards in five consecutive road games. Following a 16-3 lead at halftime, Indianapolis recorded touchdowns on all three possessions in the third quarter to take a 37-10 lead. The Colts defense forced seven punts on New York's first eight drives of the game and limited the Giants to 89 rushing yards. Outside linebacker Jonathan Newsome compiled seven tackles, 2.0 sacks and one forced fumble. Kicker Adam Vinatieri finished with 16 points having converted all four field goal and extra point attempts.

	1	2	3	4	OT	Total
Colts	3	13	21	3	0	40
Giants	0	3	7	14	0	24

### SCORING DRIVES

Team	Qtr	Time	Scoring Play	IND	NYG
Colts	1	7:07	Vinatieri 48 yd. field goal	3	0
Colts	2	13:38	Fleener 32 yd. pass from Luck (Vinatieri kick)	10	0
Giants	2	7:07	Brown 38 yd. field goal	10	3
Colts	2	3:32	Vinatieri 31 yd. field goal	13	3
Colts	2	1:07	Vinatieri 48 yd. field goal	16	3
Colts	3	11:50	Hilton 31 yd. pass from Luck (Vinatieri kick)	23	3
Giants	3	9:48	Williams 1 yd. run (Brown kick)	23	10
Colts	3	6:09	Wayne 40 yd. pass from Luck (Vinatieri kick)	30	10
Colts	3	4:31	Allen 2 yd. pass from Luck (Vinatieri kick)	37	10
Colts	4	13:23	Vinatieri 43 yd. field goal	40	10
Giants	4	8:55	Donnell 5 yd. pass from Manning (Brown kick)	40	17
Giants	4	3:19	Washington 1 yd. pass from Manning (Brown kick)	40	24

### TEAM STATISTICS

	Colts	Giants
Total Net Yards	443	438
Net Yards Rushing	98	89
Net Yards Passing	345	349
Total First Downs	22	22
Third Down Efficiency	5-15-33%	4-16-25%
Penalties	4-30	4-30
Fumbles (Number and Lost)	3-0	3-1
Field Goals (Made and Attempted)	4-4	1-1
Red Zone Efficiency	1-2-50%	3-3-100%
Time of Possession	33:03	26:57

### STARTERS

COLTS				GIANTS			
WR	Wayne	DE	Redding	WR	Randle	LDE	Kiwanuka
LT	Castonzo	NT	Chapman	LT	Beatty	LDT	Patterson
LG	Mewhort	DT	Jean Francois	LG	Richburg	RDT	Hankins
C	Harrison	SLB	Studebaker	C	Walton	RDE	Pierre-Paul
RG	Louis	MIKE	Jackson	RG	Jerry	SLB	McClain
RT	Cherilus	WILL	Freeman	RT	Pugh	WLB	Williams
WR	Hilton	RUSH	Werner	TE	Donnell	LCB	Rodgers-Cromartie
TE	Allen	LCB	Toler	TE	Fells	SS	Rolle
QB	Luck	RCB	Davis	WR	Beckham	FS	Demps
RB	Richardson	SS	Adams	QB	Manning	RCB	Amukamara
WR	Nicks	FS	Brown	WR	Williams	DB	Hosley

### WEEK 9 AT NEW YORK GIANTS GAME NOTES

- The Indianapolis Colts defeated the New York Giants, 40-24, and improved to 6-3 heading into the bye week. With the win, the Colts improved their all-time regular season record against the Giants to 9-6 overall and 7-3 on the road. Indianapolis also improved to 6-4 against NFC opponents dating back to 2012. Chuck Pagano's first year as head coach. Dating back to 2004, the Colts improved to 33-14 on primetime TV, 9-4 on Monday Night Football and 7-4 in games played on ESPN.
- Under Head Coach Chuck Pagano (2012-14), the Colts have recorded a 12-1 record in regular season games immediately following a loss. In 2013, Indianapolis was one of only four teams (Denver, New England, Seattle) to not lose consecutive games all season long.
- Tight end Coby Fleener tallied the first touchdown of the game on a 32-yard pass from Andrew Luck in the second quarter. The score gave Indianapolis a 10-0 lead. It was Fleener's fourth touchdown of the season as he logged his longest reception of the year. Fleener contributed with a 21-yard catch on the play prior to the score.
- Wide receiver T.Y. Hilton gave the Colts a 23-3 lead in the third quarter with his 31-yard touchdown reception. The score was his second receiving touchdown on a pass thrown at least 30 yards downfield this season.
- Reggie Wayne caught a 40-yard touchdown pass in the third quarter to give Indianapolis a 30-10 lead. It was Wayne's second touchdown of the season and the third for Andrew Luck in the game. The 40-yard catch was also Wayne's longest reception of the season. For Luck, it was his 10th career game with three-or-more touchdown passes.
- Following a Jonathan Newsome sack-forced fumble which was recovered by Sergio Brown in the third quarter, Andrew Luck threw his fourth touchdown pass of the game to tight end Dwayne Allen giving the Colts a 37-10 lead. Allen's touchdown was his seventh of the season and his sixth in his last seven games.
- Quarterback Andrew Luck completed 25-of-46 passes for 354 yards and four touchdowns for a 108.4 passer rating. Luck threw for four touchdowns, tying his single-game career-high, and has already passed his single-season career-high of 23 which he set in 2012 and 2013. He joined Peyton Manning as the only quarterbacks in NFL history with at least 23 touchdown passes in each of their first three seasons. Luck became the first player in NFL history with at least 350 passing yards in five consecutive road contests. His four touchdowns marked his 10th career game with three-or-more touchdown passes and his fifth career game with four touchdown passes. With 354 passing yards, Luck posted his seventh consecutive 300-yard passing outing. The streak is tied for the third longest in NFL history and is the only active streak of seven games or more. Luck now has eight 300-yard performances on the season, which is a career-best. Luck joined Tom Brady, Drew Brees (twice) and Peyton Manning as the only players in NFL history with at least 3,000 passing yards in their team's first nine games to begin a season. His 3,085 yards are the second most in NFL history in a quarterback's first nine games. With 46 passing attempts, Luck became the third player in NFL history with six consecutive games of 40-plus attempts.
- Wide receiver Reggie Wayne caught four passes for 70 yards and one touchdown. With his first reception of the game, an 11-yard reception in the first quarter, he passed James Lofton for the eighth-most career receiving yards in NFL history. He improved his current NFL record of consecutive games with three-or-more catches to 79 and improved his streak of catching at least one pass to 127 consecutive games. With his third quarter touchdown reception, Wayne passed Art Powell (81) for sole possession of 22nd place all-time in NFL history.
- Wide receiver T.Y. Hilton caught three passes for 71 yards and one touchdown. Hilton notched his third touchdown of the season and his second in as many games on a 31-yard catch in the third quarter. He secured the ball out of a New York defender's hands as he landed in the end zone. The score gave the Colts a 23-3 lead. With the touchdown Hilton tied Lenny Moore (15) for the fourth-most receiving touchdowns in the first three seasons of a career in Colts history.
- Running Back Ahmad Bradshaw led the team with seven carries for 50 yards (7.1 avg.). He also added three receptions for 29 yards.
- Tight End Dwayne Allen caught four passes for 48 yards and one touchdown. With his third quarter touchdown, Allen tied John Mackey (seven in 1963 and 1965) for the fifth-most receiving touchdowns in a single season by a tight end in Colts history. The touchdown was also his sixth in his last seven games.
- Tight End Coby Fleener led the team with 77 receiving yards on four receptions and added one touchdown. Fleener logged his fourth touchdown of the season on a 32-yard grab in the second quarter to give the Colts a 10-0 lead. The catch was his longest of the season. He also added a 21-yard gain on the play prior to his touchdown. With the score, Fleener tied his single-season career-high (four in 2013) and now has 10 for his career. With four receptions, he reached 100 for his career.
- Outside linebacker Jonathan Newsome compiled seven tackles (five solo), 2.0 sacks and one forced fumble. His first sack was an eight-yard loss at the end of the second quarter which forced a Giants punt. Newsome added his second sack in the third quarter and forced a fumble on the play, which was recovered by Sergio Brown. Brown returned the fumble 26 yards to the Giants four-yard line. Andrew Luck threw a two-yard touchdown pass to Dwayne Allen on the ensuing possession to give the Colts a 37-10 lead.
- Safety Mike Adams led the Colts with nine tackles (eight solo).
- Cornerback Vontae Davis notched four tackles and two passes defended. With his two passes defended, Davis established a new single-season career-best with 14. He recorded his previous best of 12 in 2010 and 2013.
- Josh Chapman made his eighth start of the season at nose tackle and finished with three tackles and one forced fumble. The forced fumble, which was recovered by New York, was the first of his career. It led to a Giants punt on the possession.
- Nose tackle Zach Kerr contributed with three tackles and a sack-forced fumble. The sack was his third of the season as he logged his first career forced fumble.
- Safety Sergio Brown compiled one tackle, two passes defended and one fumble recovery, which he returned 26 yards setting up a Colts touchdown. The fumble recovery was his first of the season and the second of his career.
- Kicker Adam Vinatieri converted 4-of-4 field goals and four PATs for 16 points against the Giants. His four field goals marked a season-high and his most dating back to Dec. 1, 2013 against Tennessee. Vinatieri gave the Colts a 3-0 lead with his 48-yard field goal on the team's first possession of the game. With the kick, he improved his streak of consecutive games scoring at least one point to 170. With his 48-yard field goal conversion at the end of the second quarter, Vinatieri tied his longest streak of consecutive field goals made (25) set from Nov. 24, 1996 to Nov. 9, 1997. He then set a new career-best streak with his 26th straight conversion with his 43-yard field goal in the fourth quarter. Vinatieri's streak currently ranks third in franchise history and dates back to Dec. 22, 2013. He has also converted every field goal (20-of-20) and extra point (32-of-32) attempt this season. With four field goals attempts, Vinatieri passed Jan Stenerud (558) for eighth place in NFL history. With his second extra point of the game in the third quarter, Vinatieri reached 700 career PATs.
- Kicker Pat McAfee finished with six punts for a 40.0 average with a long kick of 52 yards and three punts pinned inside the 20-yard line. He also added five touchbacks on kickoffs. With his five touchbacks, McAfee recorded his second-highest single-season total of his career (41 in 2011 and 2013).
- Outside linebacker Andy Studebaker made his first start of the season. It was also his first start dating back to 2012 as a member of the Kansas City Chiefs.
- Right tackle Gosder Cherilus competed in his 100th career game. He was part of an offensive line that helped the team register 443 net yards.





## COLTS 20 PATRIOTS 42



Sunday, November 16, 2014  
Lucas Oil Stadium

### WEEK 11 VS. NEW ENGLAND GAME NOTES

- The Indianapolis Colts fell to 6-4 on the season after losing to the New England Patriots, 42-20, at Lucas Oil Stadium.
- Following a Mike Adams interception in the second quarter, Andrew Luck found wide receiver Hakeem Nicks for a 10-yard touchdown on the ensuing possession to cut New England's lead to 14-10. The score for Nicks was his third of the season and the 30th of his career.
- Indianapolis scored its second touchdown of the game in the fourth quarter after tackle eligible offensive lineman Anthony Castonzo caught his first career pass and touchdown. It was the first touchdown from a Colts offensive lineman dating back to Dec. 28, 2008 when Jamey Richard recovered a fumble for a touchdown against the Tennessee Titans. On the drive tight end Coby Fleener contributed with two receptions for 67 yards.
- Quarterback Andrew Luck completed 23-of-39 passes for 303 yards, two touchdowns and one interception for a 90.0 passer rating. With 303 yards, he posted his eighth consecutive 300-yard passing outing. The streak ranks as the third longest in NFL history and is the only active streak of eight games or more. Luck now has nine 300-yard performances on the season, which is a career-best and ties Peyton Manning's team record of nine games with 300-plus passing yards in a single season. With 23 completions, Luck tied the second longest streak of consecutive games with 20-plus completions in franchise history.
- Tight End Coby Fleener caught seven passes for a career-high 144 yards and a long reception of 45 yards against the Patriots. It the second 100-yard performance of his career (107 at Tennessee, 11/14/13). Fleener's 144 receiving yards tie the third highest total by a tight end in club history and are the most since Dallas Clark registered 183 receiving yards in 2009.

- Wide receiver Reggie Wayne caught five passes for 91 yards with a long catch of 46 yards against the Patriots. With five catches, Wayne improved his current NFL record of consecutive games with three-or-more catches to 80. He also improved his streak of catching at least one pass to 128 consecutive games. On the team's second possession of the game, Wayne contributed with three catches for 70 yards, including a long reception of 46 yards. The Colts recorded a field goal on the drive.

- Wide receiver Hakeem Nicks caught two passes for 15 yards and one touchdown. His first catch of the game in the second quarter was a 10-yard touchdown, which cut New England's lead to 14-10. It was his third touchdown of the season and the 30th of his career.

- Safety Mike Adams recorded his third and fourth interceptions of the season, tying his single-season career-high (four set in 2005 with San Francisco). The first interception came when he picked off Tom Brady at the 2:58 mark of the first quarter. Outside linebacker Erik Walden was credited with a quarterback hit on the play that rushed the throw. Adams added his second interception at the 1:25 mark of the second quarter, the pick led to a Hakeem Nicks touchdown reception. Adams tied for the team lead with 11 tackles while adding two passes defended to go along with his two interceptions. It was his second multiple interception game of the season (two vs. Tennessee in Week 4).

- Kicker Adam Vinatieri converted two-of-two field goals and two PATs for eight points against the Patriots. Vinatieri gave Indianapolis its first points of the game with a 31-yard field goal at the 4:19 mark in the first quarter. With the kick, he improved his streak of consecutive games having scored at least one point to 171 and became the fourth player in league history to reach 2,100 career points. He added his second field goal of the game, a 53-yard field goal in the third quarter, to cut New England's lead to 21-13. With the kick, Vinatieri tied the second longest streak of consecutive field goals made in franchise history and improved his current career-best to 28. Vinatieri tied Nick Lowery and Matt Prater for 15th place all-time in NFL history with 22 career field goals made from 50-plus yards. Following his second extra point of the game in the fourth quarter, Vinatieri notched his eighth point and recorded his 17th career 100-point season (1996-2008, 2010, 2012-14), which set an NFL record.

- Kicker Pat McAfee netted three punts for a 56.7 average, two pinned inside the 20-yard line and a long kick of 58 yards. McAfee tied Hunter Smith for the second-most games totaling a 50.0-plus punting average in team history with 14. Rohn Stark holds the team record with 15 from 1982-199.

Indianapolis fell to 6-4 on the season after losing a Week 11 meeting to the New England Patriots, 42-20, at Lucas Oil Stadium. The game remained close in the first half following a Colts touchdown with 55 seconds remaining in the second quarter. Following a Mike Adams interception, Andrew Luck drove 23 yards in three plays and found Hakeem Nicks for a 10-yard touchdown. New England opened the second half scoring touchdowns on four consecutive offensive possessions. Patriots running back Jonas Gray finished the game with 199 rushing yards and four touchdowns while Tom Brady completed 19-of-30 passes for 257 yards, two touchdowns and two interceptions. For the Colts, tight end Coby Fleener recorded a career-high 144 receiving yards while Reggie Wayne contributed with five catches for 91 yards. Luck threw for his eighth consecutive 300-yard passing outing and tied Peyton Manning's franchise record with nine 300-yard games in a single season. Defensively, Adams contributed with 11 tackles, two interceptions and two passes defended.

	1	2	3	4	OT	Total
Patriots	7	7	14	14	0	42
Colts	3	7	3	7	0	20

### SCORING DRIVES

Team	Qtr	Time	Scoring Play	NE	IND
Patriots	1	8:37	Gray 4 yd. run (Gostkowski kick)	7	0
Colts	1	4:19	Vinatieri 31 yd. field goal	7	3
Patriots	2	3:50	Gray 2 yd. run (Gostkowski kick)	14	3
Colts	2	0:55	Nicks 10 yd. pass from Luck (Vinatieri kick)	14	10
Patriots	3	11:10	Wright 2 yd. pass from Brady (Gostkowski kick)	21	10
Colts	3	8:31	Vinatieri 53 yd. field goal	21	13
Patriots	3	3:30	Gray 2 yd. run (Gostkowski kick)	28	13
Colts	4	13:32	Castonzo 1 yd. pass from Luck (Vinatieri kick)	28	20
Patriots	4	8:43	Gray 1 yd. run (Gostkowski kick)	35	20
Patriots	4	6:46	Gronkowski 26 yd. pass from Brady (Gostkowski kick)	42	20

### TEAM STATISTICS

	Patriots	Colts
Total Net Yards	501	322
Net Yards Rushing	244	19
Net Yards Passing	257	303
Total First Downs	33	17
Third Down Efficiency	9-12-75%	5-13-38%
Penalties	5-53	4-29
Fumbles (Number and Lost)	0-0	1-0
Field Goals (Made and Attempted)	0-0	2-2
Red Zone Efficiency	5-5-100%	2-3-67%
Time of Possession	34:21	25:39

### STARTERS

COLTS				PATRIOTS			
WR	Wayne	DE	Redding	WR	Tyms	LE	Ninkovich
LT	Castonzo	NT	Chapman	LT	Solder	DT	Wilfork
LG	Mewhort	DT	Jean Francois	LG	Connolly	DT	Chr. Jones
C	Harrison	SLB	Walden	C	Stork	RE	Moore
RG	Thornton	MIKE	Jackson	RG	Wendell	LB	Collins
RT	Cherilus	WILL	Freeman	RT	Vollmer	LB	Hightower
TE	Allen	RUSH	Werner	TE	Gronkowski	DB	Browner
WR	Hilton	LCB	Toler	WR	Edelman	LCB	Revis
QB	Luck	RCB	Davis	QB	Brady	RCB	Arrington
TE	Fleener	SS	Adams	RB	Gray	S	Chung
RB	Richardson	FS	Brown	TE	Hoomanawanui	S	McCourtney



## COLTS 23 JAGUARS 3



Sunday, November 23, 2014

Lucas Oil Stadium

### WEEK 12 VS. JACKSONVILLE GAME NOTES

- The Indianapolis Colts improved to 7-4 on the season following a 23-3 victory over the Jacksonville Jaguars. The Colts improved their all-time series against the Jaguars to 20-8 and 10-4 at home. It was also the sixth season sweep of Jacksonville in team history (2002, '05, '07, '09, '13, '14). It was the fifth consecutive win against Jacksonville dating back to 2012 and the second occasion in the last two years the defense limited the Jaguars to three points (9/29/13). The victory was Indianapolis' 11th consecutive divisional win, which is currently the longest active streak in the NFL. The Colts record for the most consecutive games won against the AFC South is 12, which was set from Nov. 14, 2004 – Oct. 8, 2006.

- Under Head Coach Chuck Pagano (2012-14), the Colts have recorded a 13-1 record in regular season games immediately following a loss. In 2013, Indianapolis was one of only four teams (Denver, New England, Seattle) to not lose consecutive games all season long.

- Running back Trent Richardson posted the first touchdown of the game for either team when he scored on Indianapolis' first offensive possession of the second half. The touchdown was his third of the season and gave the Colts a 13-3 advantage.

- Wide receiver T.Y. Hilton gave the Colts a 20-3 lead in the third quarter on his 73-yard touchdown reception. The pass from Andrew Luck and catch tied a career-long between the two, which was originally set in 2013. Hilton topped 100 receiving yards on the play and has reached the plateau 15 times in his career and five times this season.

- Quarterback Andrew Luck completed 21-of-32 passes for 253 yards and one touchdown for a 100.1 passer rating. Luck tied his career-long pass of 73 yards when he hit T.Y. Hilton from that distance for a touchdown in the third quarter. The score gave the Colts a 20-3 lead. With 21 completions, Luck took sole possession of second place in team history for the most consecutive games with 20-or-more completions. Luck finished 47 yards shy of a 300-yard passing outing. He recorded a streak of eight consecutive 300-yard games dating back to September, which ranks second in NFL history and first in Colts annals. Luck finished with eight rushes for 49 yards (6.1 avg.) with a long carry of 20 yards. His yardage total is the second highest for a single game in his career.

- Wide receiver Reggie Wayne caught three passes for 10 yards. He tied Johnny Unitas for the second-most games played in Colts history with 206. With his first reception of the game, Wayne improved his streak of catching at least one pass to 129 consecutive games. He has also recorded at least one catch in 200 career games, which is already a franchise record. Wayne totaled his third reception of the game in the fourth quarter and improved his streak of consecutive games with three-or-more receptions to 81. He now has 145 career catches against Jacksonville, which is the most by one Colts receiver against any NFL team in club history. His 145 receptions for 2,028 yards are also the most for any active player in the NFL against one team.

- Wide receiver T.Y. Hilton caught four passes for 122 yards and one touchdown. With 122 yards, Hilton topped 100 receiving yards for the 15th time in his career and the fifth time this season. He also recorded his second consecutive 1,000-yard season and reached 3,000 receiving yards for his career. On his third reception of the game, he caught a 73-yard touchdown pass to give the Colts a 20-3 lead. The reception tied his career-long, which went for his fourth touchdown of the season. The score also tied him with John Mackey and Austin Collie (16) for the second-most receiving touchdowns in the first three seasons of a career in Colts history. Hilton enters next week's game against Washington one yard shy of setting a new single-season career-high in receiving yards.

- Running back Daniel "Boom" Herron started his first career game and finished with 12 carries for 65 yards (5.4 avg.) while adding five receptions for 31 yards.

- Running back Trent Richardson totaled 13 carries for 42 yards and one touchdown. Richardson logged the first touchdown of the game for either team on a one-yard rush on the team's opening offensive possession of the second half. The score was his third of the season and 17th of his career.

- Inside linebacker D'Qwell Jackson led the team with 13 tackles, 1.0 sack and one fumble recovery. The fumble recovery was his second of the season and the ninth of his career. Jackson added his lone sack of the game when he brought down Blake Bortles for a 12-yard loss in the third quarter. The sack forced a Jaguars punt.

- Inside linebacker Jerrell Freeman compiled nine tackles and half a sack. He remains six tackles shy of his third-straight 100-tackle season.

- Safety LaRon Landry posted five tackles and recorded 1.5 sacks. His sacks came on back-to-back plays in the fourth quarter. The first came on a seven-yard loss on a first down followed by a split-sack with Jerrell Freeman on second down. The quarterback takedowns led to a Jacksonville punt.

- Defensive tackle Arthur Jones contributed with two tackles and one forced fumble. Jones logged his first forced fumble of the season and the second of his career in the first quarter. The ball was recovered by inside linebacker D'Qwell Jackson.

- Cornerback Vonate Davis compiled two tackles, one interception and two passes defensed. He recorded his third interception of the season when he picked off Blake Bortles on Jacksonville's opening offensive possession of the game. Davis returned the ball 42 yards, setting up a Colts field goal.

- Kicker Adam Vinatieri converted 3-of-3 field goals and two PATs for 11 points against the Jaguars. With his first field goal of the game (46 yards), Vinatieri gave Indianapolis a 3-0 lead and improved his streak of consecutive games having scored at least one point to 172. He also took sole possession of second place for the longest streak of consecutive field goals made in franchise history with 29. He finished the game with three-straight field goals improving his streak to 31. With his 20-yard field goal at the end of the second quarter, Vinatieri surpassed Matt Stover for fifth place in NFL history in career field goals made. He also passed Stover and John Kasay for sixth place in career field goal attempts. Vinatieri added a 32-yard field goal in the fourth quarter, his third of the game, to give Indianapolis a 23-3 advantage. He remains perfect in field goals (25-of-25) and extra points (36-of-36) this season.

- Punter Pat McAfee totaled three punts for a 48.7 avg. with a long kick of 53 yards and two punts pinned inside the 20-yard line.

- Return specialist Josh Cribbs saw his first action in a Colts uniform and returned two kickoffs for 64 yards (long return of 46 yards) and five punts for 48 yards with a long return of 18 yards. On the opening kickoff return of the game, Cribbs returned the ball 46 yards. It was the longest kickoff return for Indianapolis this season and the longest dating back to Nov. 30, 2012 (Deji Karim, 101-yard touchdown).

The Colts improved to 7-4 on the season following a 23-3 victory over the Jacksonville Jaguars at Lucas Oil Stadium. The first half remained close as Indianapolis took a 6-3 advantage on Adam Vinatieri's 46 and 20-yard field goals. Both teams struggled to produce offense with a combined five turnovers in the first and second quarters. The Colts then found their rhythm in the third quarter posting back-to-back touchdown drives to take a 20-3 lead. Trent Richardson logged his third rushing touchdown of the season on a one-yard run on the team's opening offensive drive of the third quarter. Andrew Luck then tied his career-long completion with a 73-yard touchdown to T.Y. Hilton. Hilton finished the game with 122 yards for his 15th career 100-yard game. He also topped the 1,000-yard mark for the second consecutive season. Luck completed 21-of-32 passes for 253 yards and one touchdown for a 100.1 passer rating. The Colts defense held the Jaguars to three points while allowing only 194 net yards (114 passing, 80 rushing). Inside linebacker D'Qwell Jackson led the team with 14 tackles while adding 1.0 sack and one fumble recovery. Vonate Davis posted his third interception of the season, which led to an Indianapolis field goal.

	1	2	3	4	OT	Total
Jaguars	3	0	0	0	0	3
Colts	3	3	14	3	0	23

#### SCORING DRIVES

Team	Qtr	Time	Scoring Play	JAX	IND
Colts	1	10:32	Vinatieri 46 yd. field goal	0	3
Jaguars	1	4:17	Scobee 28 yd. field goal	3	3
Colts	2	0:12	Vinatieri 20 yd. field goal	3	6
Colts	3	8:31	Richardson 1 yd. run (Vinatieri kick)	3	13
Colts	3	6:08	Hilton 73 yd. pass from Luck (Vinatieri kick)	3	20
Colts	4	14:52	Vinatieri 32 yd. field goal	3	23

#### TEAM STATISTICS

	Jaguars	Colts
Total Net Yards	194	389
Net Yards Rushing	80	175
Net Yards Passing	114	214
Total First Downs	11	24
Third Down Efficiency	3-12-25%	9-17-53%
Penalties	6-43	6-54
Fumbles (Number and Lost)	2-1	6-3
Field Goals (Made and Attempted)	1-1	3-3
Red Zone Efficiency	0-2-0%	1-5-20%
Time of Possession	25:55	34:05

#### STARTERS

COLTS				JAGUARS			
WR	Wayne	DE	Redding	WR	Shorts	RDE	Bryant
LT	Castonzo	NT	Chapman	LT	Joeckel	DT	Miller
LG	Mewhort	DT	Jean Francois	LG	Beadles	DT	Marks
C	Harrison	SLB	Walden	C	Bowanko	LEO	Clemons
RG	Thornton	MIKE	Jackson	RG	Linder	MLB	Thomas
RT	Reitz	WILL	Freeman	RT	Pasztor	OLB	Smith
WR	Nicks	RUSH	Werner	TE	Lewis	LCB	McCray
WR	Hilton	LCB	Butler	WR	Lee	RCB	Gratz
QB	Luck	RCB	Davis	QB	Bortles	DB	Martin
TE	Fleener	SS	Adams	RB	Robinson	SS	Cyprien
RB	Herron	FS	Brown	TE	Jacobs	FS	Evans





## COLTS 49 REDSKINS 27



Sunday, November 30, 2014  
Lucas Oil Stadium

The Colts improved to 8-4 on the season following a 49-27 victory over the Washington Redskins at Lucas Oil Stadium. After falling behind 3-0, Indianapolis recorded 21 unanswered points and took a 21-3 lead at halftime. The Colts then posted touchdowns on both of their third quarter possessions followed by another score in the final stanza to clinch the win. Andrew Luck overcame turnovers on the first two possessions of the game and threw a career-high five touchdowns to go along with 370 passing yards. It was his 10th 300-yard passing outing of the season, which set a franchise single season record. Coby Fleener (127 yards) and Donte Moncrief (134 yards) each finished with two touchdown receptions. It marked the third occasion this season the Colts had two receivers top 100 yards. T.Y. Hilton contributed with 62 yards and one touchdown while Daniel Herron led the team with 88 rushing yards and one score. Defensively, Indianapolis posted 6.0 sacks. Erik Walden finished with 2.0 quarterback takedowns and forced a fumble on his second sack, which was recovered by teammate D'Qwell Jackson for a 35-yard touchdown.

	1	2	3	4	OT	Total
Redskins	3	7	14	3	0	27
Colts	7	14	21	7	0	49

### SCORING DRIVES

Team	Qtr	Time	Scoring Play	WAS	IND
Redskins	1	13:18	Forbath 25 yd. field goal	3	0
Colts	1	6:05	Fleener 30 yd. pass from Luck (Vinatieri kick)	3	7
Colts	2	12:27	Herron 49 yd. run (Vinatieri kick)	3	14
Colts	2	6:53	Hilton 3 yd. pass from Luck (Vinatieri kick)	3	21
Redskins	2	1:59	Helu 21 yd. pass from McCoy (Forbath kick)	10	21
Redskins	3	11:22	Paulsen 16 yd. pass from McCoy (Forbath kick)	17	21
Colts	3	10:05	Moncrief 48 yd. pass from Luck (Vinatieri kick)	17	28
Colts	3	7:30	Jackson 35 yd. fumble return (Vinatieri kick)	17	35
Redskins	3	5:12	Jackson 42 yd. pass from McCoy (Forbath kick)	24	35
Colts	3	4:45	Fleener 73 yd. pass from Luck (Vinatieri kick)	24	42
Redskins	4	12:00	Forbath 29 yd. field goal	27	42
Colts	4	10:34	Moncrief 79 yd. pass from Luck (Vinatieri kick)	27	49

### TEAM STATISTICS

	Redskins	Colts
Total Net Yards	425	487
Net Yards Rushing	84	126
Net Yards Passing	341	361
Total First Downs	24	19
Third Down Efficiency	5-15-33%	5-8-63%
Penalties	10-78	10-94
Fumbles (Number and Lost)	5-1	3-2
Field Goals (Made and Attempted)	2-2	0-0
Red Zone Efficiency	2-5-40%	1-1-100%
Time of Possession	36:05	23:55

### STARTERS

COLTS			REDSKINS		
WR	Wayne	DE Redding	WR	Garcon	NT Cofield
LT	Castonzo	NT Chapman	LT	Williams	RDE Hatcher
LG	Mewhort	DT Jean Francois	LG	Lauvao	LOLB Kerrigan
C	Harrison	SLB Walden	C	Lichtensteiger	MLB Robinson
RG	Reitz	MIKE Jackson	RG	Chester	JLB Riley
RT	Cherilus	WILL Freeman	RT	Compton	ROLB Murphy
WR	Moncrief	RUSH Werner	TE	Paulsen	LCB Breeland
WR	Hilton	LCB Toler	WR	Jackson	RCB Amerson
QB	Luck	RCB Davis	QB	McCoy	CB Minnifield
TE	Fleener	SS Adams	RB	Morris	SS Meriweather
RB	Richardson	FS Brown	FB	Young	FS Clark

## WEEK 13 VS. WASHINGTON GAME NOTES

- The Indianapolis Colts improved to 8-4 on the season following a 49-27 victory against the Washington Redskins. It was Washington's first regular season trip to Lucas Oil Stadium. The win improved Indianapolis' all-time record against Washington to 20-10 and 14-3 at home. It was also the third consecutive victory against the Redskins dating back to 2006.

- The Colts offense totaled 487 net yards and has set a new franchise record for the most 400-plus net yard games in a single season with nine. The previous best was eight games set in 2004. Indianapolis posted a streak of eight consecutive games with 400 yards of net offense from Week 3 (at Jacksonville) to Week 9 (at the New York Giants).

- The Colts became the first NFL team to score six touchdowns of 30-plus yards in the same game since Washington accomplished the feat in 1966 (seven).

- Quarterback Andrew Luck completed 19-of-27 passes for 370 yards, five touchdowns and one interception for a 137.0 passer rating. Luck became the fifth quarterback since 1970 to record 30 victories in the first three seasons of a career. He established a career-high with five touchdown passes and threw for over four touchdown passes for the sixth time in his career. His five touchdown passes tied for the third most in a single game in team history. Luck became the first quarterback in franchise history to throw for two touchdowns of 70-plus yards in a single game. Luck found Coby Fleener for a 30-yard touchdown in the first quarter to give the team a 7-3 lead. He joined Johnny Unitas (one) and Peyton Manning (six) as the only quarterbacks in franchise history to throw for 30-plus touchdowns in a single season. On his 14th completion of the game in the third quarter, Luck found Donte Moncrief for a 48-yard touchdown giving the Colts a 28-17 lead. He became the third-fastest player to reach 12,000 career passing yards in NFL history and tied Carson Palmer (78) for the fourth-most passing touchdowns in the first three seasons of a quarterback's career in NFL history. Luck set a career-long with a 79-yard pass to Moncrief, which went for his fifth touchdown. On the play, Luck reached 4,000 passing yards this season and joined Peyton Manning and Pro Football Hall of Famer Dan Marino as the only players to pass for 4,000 yards in two of their first three NFL seasons. He posted his 10th 300-yard passing game this season, which set a single-season franchise record (Peyton Manning, nine in 2004). With 19 completions, he passed Andy Dalton (992) for the second-most completions in the first three seasons of a quarterback's career in NFL history. Luck finished with four touchdown passes of 30-plus yards and became only the second player in the last 10 years to accomplish the feat in a single game (Matt Flynn vs. Detroit 11/1/12).

- Tight end Coby Fleener caught four passes for 127 yards and two touchdowns. It was Fleener's third career 100-yard contest and second this season. He also posted his first career multiple-touchdown game. On his first reception of the game, Fleener caught a 30-yard touchdown to give the Colts a 7-3 lead. He set a new single-season career-high with five touchdowns this season and added his sixth in the third quarter. Fleener established a new career-long reception with his 73-yard touchdown in the third quarter. The score gave the Colts a 42-24 lead. He became the first tight end with two touchdown catches of 70-plus yards and 30-plus yards in the same game since 1972 (Rich Caster).

- Wide receiver Donte Moncrief caught three passes for 134 yards and two touchdowns. He notched his second 100-yard receiving performance of the season and became the seventh rookie in Colts history to record multiple 100-yard receiving games in a single season. Moncrief caught his first touchdown on a 48-yard grab in the third quarter to give the Colts a 28-17 lead. On his second touchdown in the fourth quarter, he was on the receiving end of Andrew Luck's career-long 79-yard pass.

- Wide receiver Reggie Wayne caught four passes for 31 yards. He moved into sole possession of second place in team history in games played. Wayne improved his current NFL record of catching at least three passes in one game to 82. He also improved his streak of catching at least one pass to 130 consecutive games.

- Wide receiver T.Y. Hilton caught five passes for 62 yards and one touchdown. With 62 receiving yards, he established a new single-season career-high in receiving with 1,145 surpassing his previous best of 1,083 in 2013. With his second catch of the game, Hilton passed Marvin Harrison for the most receptions through the first three seasons of a career in Colts history. On his three-yard receiving touchdown in the second quarter, Hilton passed John Mackey and Austin Collie (16) for the second-most receiving touchdowns in the first three seasons of a career in Colts history.

- Running back Daniel Herron totaled eight carries for a career-high 88 yards and his first career rushing touchdown. He posted a 49-yard touchdown in the second quarter to give the Colts a 14-3 lead. The rush is the longest for the Colts this season and the longest dating back to Dec. 22, 2013 (Donald Brown, 51-yard touchdown).

- Outside linebacker Erik Walden finished with two tackles, 2.0 sacks and one forced fumble. He posted his third career multiple-sack game and his first since Nov. 18, 2012 at Detroit (2.0). Walden currently leads the team with 5.0 sacks. His first sack of the game came with 55 seconds remaining in the third quarter and stalled a Redskins two-minute drive. Walden then contributed with a sack-forced fumble in the third quarter on a Washington fourth down attempt. The ball was recovered by D'Qwell Jackson and returned 35 yards for a touchdown.

- Inside linebacker D'Qwell Jackson posted seven tackles, two tackles for loss, one pass defended and one fumble recovery, which he returned 35 yards for a touchdown. Following an Erik Walden sack-forced fumble in the third quarter, Jackson scooped up the ball and took it to the end zone for a score giving Indianapolis a 35-17 lead. It was his second career touchdown (27-yard interception return against Philadelphia on Sept. 9, 2012).

- Inside linebacker Jerrell Freeman totaled 10 tackles, 1.0 sack and one pass defended. With 10 tackles, Freeman posted his third straight 100-tackle season. He earned his first full sack of the season in the first quarter when he took down Colt McCoy for a five-yard loss. The sack led to a Redskins punt.

- Defensive end Arthur Jones tallied his first quarterback takedown in a Colts uniform when he split a sack with Jonathan Newsome in the first quarter. The sack led to a Redskins punt. Newsome added his first full sack of the game in the second quarter when he dropped Colt McCoy for an eight-yard loss on third down and forced a fumble on the play. Newsome finished with four tackles, 1.5 sacks and one forced fumble.

- Cornerback Greg Toler contributed with five solo tackles, 1.0 sack for a loss of 16 yards and one forced fumble. Toler added his first sack of the season and the second of his career when he dropped Colt McCoy for a 16-yard loss in the fourth quarter. He also forced a fumble on the play. The sack led to an eventual Redskins punt.

- Kicker Adam Vinatieri split the uprights on all seven of his extra point attempts. Vinatieri set a single-game career-high with seven extra points made and attempted. The seven PATs are also tied for the third most in a game in franchise history. It's the highest total dating back to Nov. 14, 2004 against the Houston Texans. He improved his streak of consecutive games having scored at least one point to 173. With seven PATs, Vinatieri topped 700 career extra points.

- Return specialist Josh Cribbs posted five kickoff returns for 156 yards and added three punt returns for 12 yards. He totaled 169 combined return yards and passed Mel Gray for third place in NFL history.



## COLTS 25 BROWNS 24



Sunday, December 7, 2014

FirstEnergy Stadium

Indianapolis defeated the Cleveland Browns, 25-24, improving to 9-4 on the season. Andrew Luck recorded his 12th career game-winning drive when he found T.Y. Hilton for a one-yard touchdown with 32 seconds remaining. On the play prior to the score, Daniel Herron converted a crucial fourth-and-one attempt, which extended the game for the touchdown. After trailing 14-7 at halftime, the Colts logged four scoring drives in the second half, including two field goals and two touchdowns. Luck completed 24-of-53 passes for 294 yards, two touchdowns and two interceptions for a 59.8 passer rating. He passed Peyton Manning for the most passing yards (12,501) and completions (1,019) in the first three seasons of a quarterback's career in Colts history. Hilton led the team in receiving with 150 yards and two touchdowns. It was his fourth career game with 150-plus yards and his fourth career contest with two-or-more touchdowns. Defensively, the Colts limited the Browns to 248 net yards and 137 net passing yards. Safety Mike Adams and cornerback Josh Gordy each recorded one interception while Erik Walden provided the team's lone sack. Adam Vinatieri converted two field goals and one PAT for seven points against the Browns.

	1	2	3	4	OT	Total
Colts	0	7	9	9	0	25
Browns	7	7	7	3	0	24

### SCORING DRIVES

Team	Qtr	Time	Scoring Play	IND	CLE
Browns	1	0:40	Robertson fumble recovery in the end zone (Cundiff kick)	0	7
Colts	2	5:57	Luck 11 yd. run (Vinatieri kick)	7	7
Browns	2	1:14	Crowell 9 yd. run (Cundiff kick)	7	14
Browns	3	10:21	Gilbert 23 yd. interception return (Cundiff kick)	7	21
Colts	3	7:16	Vinatieri 51 yd. field goal	10	21
Colts	3	4:01	Hilton 42 yd. pass from Luck (two-point pass failed)	16	21
Colts	4	14:50	Vinatieri 33 yd. field goal	19	21
Browns	4	8:34	Cundiff 39 yd. field goal	19	24
Colts	4	0:32	Hilton 1 yd. pass from Luck (Vinatieri kick)	25	24

### TEAM STATISTICS

	Colts	Browns
Total Net Yards	362	248
Net Yards Rushing	93	111
Net Yards Passing	269	137
Total First Downs	23	14
Third Down Efficiency	5-16-31%	4-15-27%
Penalties	6-40	7-85
Fumbles (Number and Lost)	4-2	0-0
Field Goals (Made and Attempted)	2-2	1-2
Red Zone Efficiency	2-3-67%	1-2-50%
Time of Possession	28:04	31:56

### STARTERS

COLTS				BROWNS			
WR	Wayne	DE	Redding	WR	Gordon	DL	Bryant
LT	Castonzo	NT	Chapman	LT	Thomas	DL	Rubin
LG	Mewhort	DT	Jean Francois	LG	Bitonio	OLB	Kruger
C	Harrison	SLB	Walden	C	Seymour	MIKE	Robertson
RG	Reitz	MIKE	Jackson	RG	Greco	WILL	Kirksey
RT	Cherilus	WILL	Freeman	RT	Schwartz	OLB	Sheard
TE	Allen	RUSH	Werner	TE	Dray	LCB	Haden
WR	Hilton	LCB	Toler	WR	Hawkins	RCB	Skrine
QB	Luck	RCB	Butler	QB	Hoyer	FS	Leonhard
TE	Fleener	SS	Adams	RB	West	SS	Whitner
RB	Richardson	FS	Brown	FB	Agnew	DB	Williams

## WEEK 14 AT CLEVELAND GAME NOTES

- The Indianapolis Colts improved to 9-4 after defeating the Cleveland Browns 25-24 at FirstEnergy Stadium. With the win, the Colts improved their all-time regular season record against the Browns to 14-14 overall and 8-5 on the road. It was Indianapolis' fifth consecutive road win over the Browns, dating back to Dec. 26, 1999. The victory improved the Colts record to 7-3 against the AFC and 3-1 against the AFC North this season.

- The Colts improved their record in December to 9-2 dating back to 2012. The record is currently tied for the second best mark in the league during that span.

- Andrew Luck notched his 12th career game-winning drive (first this season) after finding T.Y. Hilton for a one-yard touchdown reception with 32 seconds remaining in the game. It was Hilton's second touchdown catch of the contest marking the fourth time in his career he has caught two-or-more-touchdowns in a single game.

- Andrew Luck gave the Colts their first points of the game with an 11-yard rushing touchdown in the second quarter to tie the game at 7-7. It was Luck's 12th career rushing touchdown, which ranks second in the NFL among all quarterbacks dating back to 2012.

- T.Y. Hilton caught his sixth touchdown of the season on a 42-yard catch from Luck in the third quarter. Following a missed two-point conversion, the score cut Cleveland's lead to 21-16. The touchdown was Hilton's fifth this season of 25-plus yards.

- Quarterback Andrew Luck completed 24-of-53 passes for 294 yards, two touchdowns and two interceptions for a 59.8 passer rating. With the win, Luck surpassed Andy Dalton (30) for sole possession of the fifth-most wins among Super Bowl-era starting quarterbacks in their first three seasons. With 294 yards, Luck passed Peyton Manning for the most passing yards in the first three seasons of a quarterback's career in Colts history. With 24 completions, he passed Peyton Manning for the most completions in the first three seasons of a quarterback's career in Colts history. Luck opened the scoring for the Colts with his 11-yard rushing touchdown in the second quarter to tie the game at 7-7. It was the third rushing touchdown for Luck this season. He now needs one rushing touchdown to tie Johnny Unitas (13) for the third-most career rushing touchdowns by a quarterback in Colts history. Luck capped his 12th career game-winning drive after finding T.Y. Hilton for a one-yard touchdown reception with 32 seconds remaining in the fourth quarter. He threw his 500th passing attempt of the season in the first quarter and has now thrown for 500-plus passing attempts in three consecutive seasons. Luck completed his 1,000th career pass when he found Coby Fleener for an 18-yard gain in the second quarter.

- Wide receiver T.Y. Hilton caught 10 passes for 150 yards and two touchdowns. Hilton topped the 100 receiving yard plateau for the 16th time in his career and the sixth time this season. He also reached 150 yards in a single game for the fourth time in his career. With two touchdowns, Hilton tied his single-season career-high of seven total scores, which he originally set in 2012. It was the fourth time in his career he finished with two-plus touchdowns in a single game. His 10 receptions were the second-most for a single-game in his career (11 vs. Jacksonville, 12/29/13). Hilton caught a 42-yard touchdown in the third quarter, which cut Cleveland's lead to 21-16. He then added a one-yard touchdown reception with 32 seconds remaining in the fourth quarter, which proved to be the game-winner. His touchdowns were his fifth and sixth in his last six games.

- Tight End Coby Fleener caught five passes for 56 yards. On his second catch of the game, an 18-yard grab in the second quarter, he set a new single-season career-high in receiving yards (608 in 2013). Fleener finished the game with 56 yards giving him 650 this season.

- Wide receiver Reggie Wayne finished with one catch for five yards and capped his NFL record of consecutive games with three-or-more receptions at 82. He also improved his streak of catching at least one pass in 131 consecutive games. Wayne tied Peyton Manning for the most games played in team history with 208 and tied Manning for the most wins by a member of the Colts with 141.

- Running back Daniel Herron totaled eight carries for 26 yards and added four receptions for 45 yards. He converted a crucial fourth-and-one attempt from the Browns three-yard line in the fourth quarter, which extended the drive and led to a T.Y. Hilton game-winning touchdown reception.

- Safety Mike Adams compiled four tackles, one interception and one pass defended. Adams intercepted Brian Hoyer in the end zone in the first quarter and set a new single-season career-high with his fifth pick. He also tied his single-season career-best with his 11th pass defended of the season.

- Cornerback Josh Gordy contributed with one tackle, one interception and one pass defended. The interception was his first of the season and the fifth of his career. It came on Cleveland's final drive of the game to solidify the win.

- Outside linebacker Erik Walden totaled two tackles and 1.0 sack. He posted his sixth sack of the season when he dropped Brian Hoyer for a three-yard loss on Cleveland's opening offensive possession. The sack led to a Browns punt.

- Inside linebackers D'Qwell Jackson and Jerrell Freeman tied for the team lead with nine tackles.

- Kicker Adam Vinatieri converted 2-of-2 field goals and one PAT for seven points against the Browns. With his second quarter extra point, Vinatieri improved his streak of scoring at least one point to 174 consecutive games. With his 51-yard field goal in the third quarter, he tied Rian Lindell and Josh Scobee (23) for 14th place all-time in NFL history in conversions from 50-plus yards. He took sole possession of second place for the most 50-yard field goals made in Colts history and set a new franchise record for the most consecutive 50-plus yard field goals made. He added his second field goal from 33 yards in the fourth quarter to cut Cleveland's lead to 21-19. With the kick, he passed Matt Stover (146) for fifth place in NFL history in kicks made between 30-39 yards. Vinatieri improved his streak of consecutive field goals made to 33 and remains perfect in field goals (27-of-27) and extra points (44-of-44) this year.

- Offensive tackle Gosder Cherilus started in his 100th career game and safety LaRon Landry competed in his 100th career game.





## COLTS 17 TEXANS 10

Sunday, December 14, 2014  
Lucas Oil Stadium



Indianapolis clinched its second consecutive AFC South Division title following a 17-10 victory over the Houston Texans at Lucas Oil Stadium. The Colts tied the franchise record with its 12th consecutive victory over an AFC South opponent while improving their all-time home record against Houston to 13-0. Indianapolis' defense allowed only three points and limited the Texans to 289 net yards. Houston got on the board first when Kendrick Lewis returned an Andrew Luck interception 27 yards for a touchdown in the first quarter. Indianapolis responded with two consecutive touchdowns to take a 14-7 halftime lead. Luck found Hakeem Nicks for a 26-yard touchdown reception followed by a Dwayne Allen three-yard score two possessions later. After a scoreless third quarter, the Texans cut into the Colts lead with a 53-yard field goal. Indianapolis responded at the end of the fourth quarter with a five-minute drive that resulted in an Adam Vinatieri 29-yard field goal, sealing the 17-10 win. Luck completed 18-of-34 passes for 187 yards and two touchdowns in the win. Defensively, Vontae Davis tied his single-season career-best with his fourth interception.

	1	2	3	4	OT	Total
Texans	7	0	0	3	0	10
Colts	0	14	0	3	0	17

### SCORING DRIVES

Team	Qtr	Time	Scoring Play	HOU	IND
Texans	1	5:56	Lewis 27 yd. interception return (Bullock kick)	7	0
Colts	2	14:53	Nicks 26 yd. pass from Luck (Vinatieri kick)	7	7
Colts	2	6:21	Allen 3 yd. pass from Luck (Vinatieri kick)	7	14
Texans	4	13:40	Bullock 53 yd. field goal	10	14
Colts	4	2:11	Vinatieri 29 yd. field goal	10	17

### TEAM STATISTICS

	Texans	Colts
Total Net Yards	289	278
Net Yards Rushing	137	110
Net Yards Passing	152	168
Total First Downs	14	20
Third Down Efficiency	5-16-31%	2-12-17%
Penalties	8-66	7-45
Fumbles (Number and Lost)	2-1	1-1
Field Goals (Made and Attempted)	1-1	1-1
Red Zone Efficiency	0-0-0%	1-2-50%
Time of Possession	31:05	28:55

### STARTERS

COLTS				TEXANS			
WR	Wayne	DE	Redding	WR	Hopkins	RDE	Watt
LT	Castonzo	NT	Chapman	LT	Brown	NT	Pickett
LG	Mewhort	DT	Jean Francois	LG	Jones	LDE	Crick
C	Harrison	SLB	Walden	C	Myers	SAM	Reed
RG	Louis	MIKE	Jackson	RG	Brooks	MIKE	Cushing
RT	Cherilus	WILL	Freeman	RT	Newton	WILL	Mohamed
TE	Allen	RUSH	Werner	TE	Griffin	CB	Bouye
WR	Hilton	LCB	Toler	WR	Posey	LCB	Jackson
QB	Luck	RCB	Davis	QB	Fitzpatrick	RCB	Joseph
TE	Fleener	SS	Adams	RB	Foster	SS	Swearinger
RB	Richardson	FS	Butler	WR	D. Johnson	FS	Lewis

## WEEK 15 VS. HOUSTON GAME NOTES

- The Indianapolis Colts clinched its second consecutive AFC South Division title following a 17-10 victory over the Houston Texans at Lucas Oil Stadium. It is the team's ninth division title since 2002, which ranks second in the NFL in that span. Only seven teams have won their division five-or-more times since 2002. It was the team's third consecutive 10-win season and their 14th 10-or-more win season in the past 16 years, which is the most of any NFL team since 1999. The win improved Indianapolis' all-time record against the Texans to 22-4 and 13-0 at home. It was the team's fifth straight victory over Houston dating back to Dec. 30, 2012. Indianapolis improved to 8-3 against the AFC and 5-0 against the AFC South Division this season. The win improved Indianapolis' consecutive victory streak within the AFC South Division to 12 games, which is currently the longest active streak in the NFL. It also ties the team's record for the most consecutive games won against the AFC South, which was set from Nov. 14, 2004 – Oct. 8, 2006. The victory improved the team's record against the AFC South to 15-2-0 dating back to 2012, which is the second-best mark in the league.

- Indianapolis improved its record in December to 10-2 dating back to 2012. The record is currently tied for the second best mark in the league. The Colts are now 6-0 at home in December, which is tied for the best record in the NFL.

- The Colts have closed out games strong under Head Coach Chuck Pagano (2012-14), posting a league-leading 19-4 (.826) record in games decided by one possession-or-less during that span. This season, the Colts are 4-2 in one-possession games.

- Indianapolis posted its first offensive touchdown of the game when Andrew Luck found Hakeem Nicks for a 26-yard score in the second quarter. Since throwing a first quarter interception, Luck completed his next 7-of-9 passes, including the touchdown. On the scoring drive, Luck completed four passes of 10-plus yards including gains of 10 (Reggie Wayne), 12 (Daniel Herron), 20 (T.Y. Hilton) and 26 (Hakeem Nicks). The touchdown for Nicks was his fourth of the season and the 31st of his career.

- Following a Bjoern Werner fumble recovery in the second quarter, Andrew Luck drove the offense 37 yards in three plays and found tight end Dwayne Allen for a three-yard touchdown to take a 14-7 lead. On the score, Allen tied Marcus Pollard for the fourth-most touchdown receptions by a tight end (eight) in a single season in franchise history.

- Quarterback Andrew Luck completed 18-of-34 passes for 187 yards, two touchdowns and one interception for a 76.5 passer rating. With the win, Luck tied Joe Flacco (32) for the fourth-most wins among Super Bowl-era starting quarterbacks in their first three seasons. In addition, he became the only quarterback since 1970 with three consecutive seasons of at least 10 wins in their first three years. Russell Wilson can join Luck with that title if the Seahawks win their game. On his first touchdown pass of the game, a 26-yard strike to Hakeem Nicks, Luck recorded his 560th career passing attempt, which surpassed Drew Bledsoe for the most attempts by a quarterback in their first three seasons in NFL history. Luck hit Dwayne Allen for a three-yard touchdown reception in the second quarter to give the Colts a 14-7 lead.

- Wide receiver Reggie Wayne caught four passes for 24 yards and improved his streak of catching at least one pass to 132 consecutive games. Wayne set a new franchise records for the most games played in Colts history with 209 and most wins in Colts history with 142.

- Wide receiver Hakeem Nicks caught two passes for 44 yards and one touchdown. Nicks tied the game at 7-7 with his 26-yard touchdown in the second quarter. The score was his fourth of the season and the 31st of his career.

- Wide receiver T.Y. Hilton led the team with four receptions for 50 yards. With 50 yards, he joined Marvin Harrison and Reggie Wayne as the only Colts with 1,300-plus receiving yard seasons.

- Tight End Dwayne Allen caught two passes for 16 yards and one touchdown. Allen caught his eighth touchdown of the season on a three-yard pass from Andrew Luck in the second quarter. With the score, he tied Marcus Pollard for the fourth-most touchdowns by a tight end in a single season.

- Running back Daniel Herron led the team with 11 carries for 60 yards while adding two receptions for 12 yards. His 11 carries were the second most for a single-game this season while his 60 yards marked his third-highest total in a game this year. He totaled 35 yards on the team's final drive of the game, which led to a field goal.

- Running back Trent Richardson totaled nine rushes for 32 yards and caught two passes for nine yards with a long catch of 16 yards that went for a first down conversion in the third quarter. He topped the 2,000-yard rushing plateau for his career.

- Inside linebacker D'Qwell Jackson totaled 10 tackles (six solo) and registered the second-highest tackle total of his career, surpassing 158 stops in 2011. His single-season career-best is 191 tackles, which he set in 2008.

- Outside linebacker Bjoern Werner totaled six tackles, two tackles for loss and one fumble recovery. He posted his first career fumble recovery in the second quarter on a botched Texans snap. The Colts scored a touchdown on their ensuing offensive possession to take a 14-7 lead.

- Cornerback Vontae Davis contributed with three tackles, one interception and two passes defended. With his interception, he matched his single-season career-high of four which he set in 2009 and 2011 with Miami.

- Defensive tackle Ricky Jean Francois notched three tackles and 1.0 sack. With his quarterback takedown in the second quarter, Jean Francois set a new single-season career-high with 3.0 sacks, surpassing his previous best of 2.5 sacks set in 2013. The sack also came on a third down forcing a Texans punt.

- Kicker Adam Vinatieri converted his lone field goal attempt (29 yards) while adding two extra points. With his second quarter extra point, Vinatieri improved his streak of consecutive games scoring at least one point to 175. He added a 29-yard field goal in the fourth quarter to give the Colts a 17-0 lead. With the conversion, he took sole possession of fourth place in NFL history for the longest streak of consecutive field goals made with 34. Vinatieri remains perfect in field goals (28-of-28) and extra points (46-of-46) this year.

- Punter Pat McAfee tallied seven punts for a 46.4 average, pinned four kicks inside the 20-yard line and contributed with a long punt of 59 yards. He also recorded three touchbacks. With four punts pinned inside the 20-yard line, he tied his franchise record of 27 which he originally set in 2013.



## COLTS 7 COWBOYS 42



Sunday, December 21, 2014  
AT&T Stadium

The Colts dropped to 10-5 on the season after being defeated by the Dallas Cowboys, 42-7, at AT&T Stadium. The Cowboys scored touchdowns on their first four possessions of the game en route to a 28-0 halftime lead. Tony Romo connected with Terrance Williams (nine yards), Dez Bryant (19 yards) and Cole Beasley (24 yards) while DeMarco Murray added a one-yard rushing touchdown. Dallas added another two scores in the second half before the Colts found the scoreboard with a Zurlon Tipton one-yard reception from Matt Hasselbeck in the final stanza. Andrew Luck started the game for Indianapolis and completed 15-of-22 passes for 109 yards and two interceptions for a 41.7 passer rating. Hasselbeck entered the contest in the third quarter and completed 15-of-21 passes for 126 yards and one touchdown for a 102.5 passer rating. Wide receiver Hakeem Nicks led the Colts with season highs in receptions (nine) and yards (72). Defensively, Arthur Jones notched his first full sack as a member of the Colts in the third quarter while D'Qwell Jackson established a new single-season career-high with his fourth fumble recovery.

	1	2	3	4	OT	Total
Colts	0	0	0	7	0	7
Cowboys	14	14	7	7	0	42

### SCORING DRIVES

Team	Qtr	Time	Scoring Play	IND	DAL
Cowboys	1	6:36	T. Williams 9 yd. pass from Romo (Bailey kick)	0	7
Cowboys	1	4:23	Bryant 19 yd. pass from Romo (Bailey kick)	0	14
Cowboys	2	14:11	Beasley 24 yd. pass from Romo (Bailey kick)	0	21
Cowboys	2	6:32	Murray 1 yd. run (Bailey kick)	0	28
Cowboys	3	4:41	Witten 25 yd. pass from Romo (Bailey kick)	0	35
Cowboys	4	10:12	T. Williams 43 yd. pass from Romo	0	42
Colts	4	5:24	Tipton 1 yd. pass from Hasselbeck (Vinatieri kick)	7	42

### TEAM STATISTICS

	Colts	Cowboys
Total Net Yards	229	377
Net Yards Rushing	1	127
Net Yards Passing	228	250
Total First Downs	17	25
Third Down Efficiency	5-13-38%	5-10-50%
Penalties	8-55	7-67
Fumbles (Number and Lost)	1-1	1-1
Field Goals (Made and Attempted)	0-0	0-1
Red Zone Efficiency	1-2-50%	3-4-75%
Time of Possession	24:31	35:29

### STARTERS

COLTS				COWBOYS			
WR	Wayne	DE	Redding	WR	Bryant	LDE	Selvie
LT	Castonzo	NT	Chapman	LT	T. Smith	DT	Hayden
LG	Mewhort	DT	Jones	LG	Leary	DT	Crawford
C	Holmes	SLB	Walden	C	Frederick	RDE	Mincey
RG	Louis	MIKE	Jackson	RG	Martin	SLB	Wilber
RT	Nixon	WILL	Freeman	RT	Parnell	MLB	McClain
TE	Allen	RUSH	Werner	TE	Witten	WLB	Hitchens
WR	Moncrief	LCB	Toler	WR	T. Williams	LCB	Carr
QB	Luck	RCB	Davis	QB	Romo	RCB	Scandrick
TE	Fleener	SS	Adams	RB	Murray	SS	Church
RB	Herron	FS	Landry	TE	Hanna	FS	Wilcox

### WEEK 16 AT DALLAS GAME NOTES

- The Indianapolis Colts fell to 10-5 on the season after being defeated by the Dallas Cowboys, 42-7, at AT&T Stadium.
- With 235 gross passing yards, the Colts set a franchise record for the most gross passing yards in a single season in franchise history.
- Quarterback Andrew Luck started the game and completed 15-of-22 passes for 109 yards and two interceptions for a 41.7 passer rating.
- Quarterback Matt Hasselbeck entered the game in the third quarter and competed in his 200th career NFL game. Hasselbeck completed 15-of-22 passes for 126 yards and one touchdown for a 102.5 passer rating. Hasselbeck threw the team's lone touchdown pass to running back Zurlon Tipton in the fourth quarter. Tipton became the 42nd different receiver to catch a touchdown pass from Hasselbeck.
- Wide receiver Hakeem Nicks caught nine passes for 72 yards with a long reception of 21 yards. His reception and yardage totals were both season highs. Nicks remains 19 yards shy of 5,000 for his career.
- Wide receiver Reggie Wayne finished with three catches for 23 yards. He improved his streak of catching at least one reception to 133 consecutive games.
- Running back Zurlon Tipton saw his first career action at running back. He finished with one carry and caught four passes for 23 yards and one touchdown. The receiving touchdown was the first of his career.
- Inside linebacker D'Qwell Jackson led the team with 11 tackles (five solo) and added two tackles for loss and one fumble recovery. The fumble recovery established a new single-season career-best with four.
- Defensive end Arthur Jones totaled seven tackles and 1.0 sack. Jones logged his first full sack as a member of the Colts when he brought down Tony Romo on Dallas' opening possession of the second half. The takedown forced a Dallas 52-yard field goal attempt that sailed wide right.
- Cornerback Darius Butler forced a fumble in the fourth quarter, which was recovered by teammate D'Qwell Jackson. The turnover stalled a potential Dallas scoring drive and gave Indianapolis the ball at their own 15-yard line. Butler finished with three tackles.
- Kicker Adam Vinatieri tallied one extra point and improved his streak of scoring at least one point to 176 consecutive games.
- Punter Pat McAfee notched five punts for a 46.4 average and recorded a long kick of 61 yards (tied his season long). He also contributed with one kickoff touchback and remains one shy of registering the second most in a single season in NFL history.
- Return specialist Josh Cribbs returned two kickoffs for 57 yards and added one punt return for seven yards. With two kickoff returns, Cribbs passed Mel Gray (421) for sole possession of the fourth-most career kickoff returns in NFL history.
- Khaled Holmes made his first career NFL start at center.





## COLTS 27 TITANS 10



Sunday, December 28, 2014

LP Field

The Colts concluded the 2014 regular season with an 11-5 record after defeating the Tennessee Titans 27-10 at LP Field. Indianapolis finished 6-0 against AFC South opponents for the second consecutive season and improved its streak of consecutive victories against AFC South foes to 13, a franchise record. Andrew Luck started the first half of play and completed 10-of-16 passes for 160 yards and two touchdowns. He found Coby Fleener for a seven-yard score in the first quarter and threw his second touchdown to Jack Doyle on a one-yard pass two possessions later for a 14-0 lead. Matt Hasselbeck entered the game in the third quarter and completed 13-of-19 passes for 155 yards and one touchdown. He found Fleener for his second touchdown reception of the game in the fourth quarter to seal the 27-10 win. The contest marked Fleener's second career multiple-touchdown game. Adam Vinatieri converted 2-of-3 field goal attempts, but missed from 46 yards in the third quarter to cap the fourth-longest consecutive field goal streak in NFL history (35). Defensively, rookie Jonathan Newsome posted his third career multiple sack game (2.0) and finished the regular season with the team lead in sacks with 6.5.

	1	2	3	4	OT	Total
Colts	7	10	0	10	0	27
Titans	0	7	3	0	0	10

### SCORING DRIVES

Team	Qtr	Time	Scoring Play	IND	TEN
Colts	1	2:54	Fleener 7 yd. pass from Luck (Vinatieri kick)	7	0
Colts	2	8:54	Doyle 1 yd. pass from Luck (Vinatieri kick)	14	0
Titans	2	5:07	Wright 6 yd. pass from Whitehurst (Succop kick)	14	7
Colts	2	2:55	Vinatieri 23 field goal	17	7
Titans	3	4:01	Succop 31 yd. field goal	17	10
Colts	4	14:56	Vinatieri 26 yd. field goal	20	10
Colts	4	3:16	Fleener 8 yd. pass from Hasselbeck (Vinatieri kick)	27	10

### TEAM STATISTICS

	Colts	Titans
Total Net Yards	378	192
Net Yards Rushing	64	142
Net Yards Passing	314	50
Total First Downs	16	9
Third Down Efficiency	5-16-31%	4-16-25%
Penalties	4-20	4-20
Fumbles (Number and Lost)	1-0	4-1
Field Goals (Made and Attempted)	2-3	1-1
Red Zone Efficiency	3-5-60%	1-2-50%
Time of Possession	33:26	26:34

### STARTERS

COLTS				TITANS			
WR	Wayne	DE	Redding	WR	Washington	DE	Jones
LT	Castonzo	NT	Chapman	LT	Meredith	NT	Hill
LG	ShIPLEY	DT	Jones	LG	Levitre	DT	Casey
C	Holmes	SLB	Walden	C	Spencer	OLB	Morgan
RG	Louis	MIKE	Jackson	RG	Warmack	ILB	Woodyard
RT	Mewhort	WILL	McNary	RT	Stingily	ILB	Williamson
TE	Doyle	RUSH	Newsome	TE	Walker	OLB	Wimbley
WR	Hilton	LCB	Toler	WR	Hagan	CB	Sensabaugh
QB	Luck	RCB	Davis	QB	Whitehurst	SS	Wilson
TE	Fleener	SS	Adams	RB	Sankey	FS	Griffin
RB	Herron	FS	Landry	TE	Mulligan	CB	McCourty

## WEEK 17 AT TENNESSEE GAME NOTES

- The Indianapolis Colts defeated the Tennessee Titans, 27-10, and claimed its third straight 11-win season. With the win, the Colts finished 6-0 against AFC South opponents for the second consecutive season, marking the first time in franchise history the team accomplished that feat. The win improved the team's all-time record against the Titans to 27-13 and 11-7 on the road. It was the seventh straight victory against Tennessee and the 12th in the last 13 games dating back to 2008. The win also marked the team's eighth season sweep of the Titans in team history (2003-05, 2009-10, 2012-14).

- The Colts claimed their third consecutive 11-win season, making Chuck Pagano only the second head coach in NFL history (Jim Harbaugh, 49ers) to post 11-or-more wins in each of his first three seasons with a team. Under Head Coach Chuck Pagano (2012-14), the Colts have recorded a 14-1 record in regular season games immediately following a loss.

- The win improved Indianapolis' consecutive victory streak within the AFC South Division to 13 games, which is currently the longest active streak in the NFL and a franchise record.

- The Colts offense generated 378 net yards and set a new franchise record for the most net yards in a single season. With 314 net passing yards against the Titans, the Colts set a new franchise record for the most net passing yards in a single season in franchise history.

- Quarterback Andrew Luck completed 10-of-16 passes for 160 yards and two touchdowns for a 135.4 passer rating. With the win, Luck tied Dan Marino and Matt Ryan (33) for the second-most wins among Super Bowl-era starting quarterbacks in their first three seasons. Luck opened the scoring in the first quarter with a seven-yard touchdown pass to tight end Coby Fleener. The score gave Indianapolis its first lead at the end of the first quarter dating back to a Week 13 home win against Washington. Luck found Reggie Wayne for an 80-yard completion in the second quarter setting up a Jack Doyle one-yard touchdown reception on the ensuing play. The completion was a new career-long for Luck as he set a new franchise record for the most passing yards in a single season. On Luck's second touchdown of the game he became the eighth player in NFL history to throw for 4,000 passing yards and 40 touchdowns in a single season. With his second touchdown pass of the game, Luck passed Peyton Manning for the most touchdowns in the first three seasons of a quarterback's career in Colts history.

- Matt Hasselbeck entered the game in the third quarter and completed 13-of-19 passes for 155 yards and one touchdown for a 110.6 passer rating. Hasselbeck hit Coby Fleener for an eight-yard touchdown pass in the fourth quarter to give the Colts a 27-10 lead. Fleener became the 43rd different receiver to catch a touchdown pass from Hasselbeck in his career.

- Tight End Coby Fleener caught five passes for 56 yards and two touchdowns. It was his second career multiple touchdown game and his first dating back to a Week 13 win against Washington. Fleener gave the Colts a 7-0 lead in the first quarter with his seven-yard touchdown reception. He added his second score on an eight-yard catch from Matt Hasselbeck in the fourth quarter to give the Colts a 27-10 lead. With the two touchdowns, Fleener finished with a single-season career-high of eight and tied Dwayne Allen (eight in 2014) and Marcus Pollard (eight in 2001) for the fourth-most receiving touchdowns in a single season by a tight end in Colts history.

- Wide receiver Reggie Wayne caught two passes for 91 yards. In the second quarter he made a circus catch and scampered 80 yards to Tennessee's one-yard line setting up a Jack Doyle touchdown reception on the ensuing play. The 80-yard gain marked a new career-long reception for the 14-year veteran. Wayne improved his streak of catching at least one pass to 134 consecutive games.

- Wide receiver Hakeem Nicks caught three passes for 46 yards and topped 5,000 receiving yards for his career.

- Tight End Jack Doyle set a single-game career-high with four receptions totaling 21 yards. He also added his second career touchdown catch with a one-yard score in the second quarter to give the Colts a 14-0 lead.

- Running back Zurlon Tipton entered the game in the second half and finished with nine carries for 21 yards and two receptions for 45 yards with a career-long catch of 32 yards.

- Jonathan Newsome made his first career start at outside linebacker in place of an injured Bioern Werner. He finished with six tackles, 2.0 sacks and one forced fumble. It was his third multiple-sack game of the season. Newsome logged a sack-forced fumble in the third quarter and held the Titans to a field goal. On his second sack of the game in the fourth quarter, he brought down Charlie Whitehurst on a fourth down attempt forcing the turnover on downs. His 6.5 sacks rank third in franchise history among rookies. At the conclusion of the game, Newsome ranks second in the NFL among all rookies in sacks (Aaron Donald, 8.0).

- Inside linebacker D'Qwell Jackson led the team with nine tackles while adding one tackle for loss.

- Inside linebacker Josh McNary compiled five tackles and recorded his first career sack when he split a quarterback takedown with Cory Redding in the first quarter.

- Cornerback Vonate Davis registered three tackles and contributed with one forced fumble and one fumble recovery. He set a new single-season high with his second forced fumble of the season and his recovery was the first of his career.

- Kicker Adam Vinatieri converted 2-of-3 field goals and three PATs for nine points against the Titans. With nine points, Vinatieri concluded the regular season with 140 points, the third-highest total in a single season in franchise history. On his first extra point of the game in the first quarter, Vinatieri improved his streak of consecutive games scoring at least one point to 177. Vinatieri gave the Colts a 17-7 lead in the second quarter with his 23-yard field goal conversion. It was his 35th consecutive field goal made dating back to 2013. In the third quarter, he missed a 46-yard attempt ending his field goal streak at 35, the fourth longest streak in NFL history. Vinatieri converted a 26-yard field goal at the start of the fourth quarter to give the Colts a 20-10 lead. With the kick, he tied John Carney for the fourth-most field goals made in NFL history.

- Punter Pat McAfee totaled five punts for a 40.6 average and pinned three kicks inside the 20-yard line. He also added one kickoff touchback. On his first punt of the game in the first quarter, he set a new franchise single-season record for punts pinned inside the 20-yard line with 28. McAfee finished the game with three and improved his total to 30 for the season. McAfee set a new single-season franchise record for net punting average with a 42.8 mark. He surpassed his previous team record of 40.3, which he set in 2012.

- Return specialist Josh Cribbs tallied three kickoff returns for 130 yards (43.3 avg.) and three punt returns for 40 yards (13.3 avg.). In the second quarter, Cribbs tallied a 76-yard kickoff return, which led to a Colts field goal. It was his longest kickoff return since a 103-yard return touchdown on Dec. 20, 2009. On the play, Cribbs became the third player in NFL history to reach 11,000-plus career kickoff return yards.



## COLTS 26 BENGALS 10

Sunday, January 4, 2015

Lucas Oil Stadium



### AFC WILD CARD VS. CINCINNATI GAME NOTES

• The Indianapolis Colts defeated the Cincinnati Bengals in an AFC Wild Card Playoff contest, 26-10 at Lucas Oil Stadium. The Colts improved their all-time postseason record to 21-22 and 12-6 at home. It was also the team's second postseason win against Cincinnati in team history. The first came on Dec. 26, 1970 (17-0).

• Indianapolis' defense held the Bengals to 254 net yards (144 passing), while totaling 3.0 sacks, one forced fumble, one fumble recovery and nine passes defended. The defense opened the second half holding the Bengals to five consecutive three-and-outs.

• The Colts offense totaled 482 net yards against Cincinnati, the third-highest total in a single-game for the team in postseason history (536 vs. Kansas City on 1/4/14 and 530 vs. Denver on 1/9/05).

• The Colts scored a touchdown on their opening offensive drive of the game for the first time all season. Daniel Herron took a two-yard rush for a score on a nine-play, 71-yard drive. It was Herron's first career postseason touchdown and his second touchdown this season. On the drive he also contributed with an 18-yard reception and a 27-yard rush.

• Andrew Luck threw his lone touchdown pass of the game in the third quarter on a 36-yard strike to Donte Moncrief to give the Colts a 20-10 lead. It was Luck's seventh career postseason touchdown and the first postseason score of Moncrief's career. On the play, Luck topped the 300-yard passing plateau and tied Jim Kelly, Warren Moon and Drew Brees for the second-longest streak of 300-yard games in NFL postseason history (three).

• Andrew Luck completed 31-of-44 passes for 376 yards and one touchdown for a 104.0 passer rating. His 376 passing yards are the second-most for a postseason game in his career and the fifth-most for a single postseason game in team history. His 31 completions are a postseason career-best and are tied for the second-most in a postseason game in Colts history. Finally, his 44 attempts are the second-most for a postseason game in his career and are tied for the sixth-most in a postseason single-game in team history. In his first four postseason games, Luck has thrown more passes (184) and thrown for more yards (1,438) than any other player in league history, besting Dan Fouts (182) and Kurt Warner (1,428) who held the previous records. Luck threw for 219 yards in the first half, the most in the first half of a NFL Wild Card Playoff game since Peyton Manning's 361 yards against Denver in 2004. He threw his lone touchdown pass of the game in the third quarter, a 36-yard strike to Donte Moncrief, to give Indianapolis a 20-10 advantage. On the play, Luck topped the 300-yard passing plateau and tied Jim Kelly, Warren Moon and Drew Brees for the second-longest streak of 300-yard games in NFL postseason history (three). He also recorded his 100th career postseason completion.

• Reggie Wayne caught one pass for 12 yards and continues to rank second in NFL postseason history with 93 catches.

• T.Y. Hilton caught six passes for 103 yards marking his third career 100-yard postseason contest. With six catches, he passed Edgerin James (28) for the fifth-most career receptions in Colts postseason history. With 103 receiving yards, Hilton moved into second place for the most receiving yards by an NFL player in his first four career postseason games.

• Hakeem Nicks caught three passes for 59 yards, including a long reception of 45 yards. He topped 500 receiving yards for his postseason career (503).

• Donte Moncrief totaled three receptions for 54 yards, including a 36-yard touchdown in his first career postseason game. The touchdown, which came in the third quarter, gave the Colts a 20-10 lead.

• Running back Daniel Herron earned his first career postseason start and totaled 12 rushes for 56 yards and one touchdown while contributing with 10 catches for 85 yards. With 10 catches, Herron tied the fourth-highest reception total and tied the highest by a running back in a single postseason game in team history. (Joseph Addai, 10 vs. Chicago on 2/4/07 (10-66)). The 10 receptions are the most by a running back in a postseason game dating back to 2011 when Darren Sproles caught 15 against San Francisco in the NFC Divisional Playoffs. Herron notched his first career postseason touchdown on the team's opening offensive drive of the game. It marked the first time all season the Colts scored a touchdown on their opening possession. The score came on a two-yard rush. On the drive Herron also contributed with an 18-yard reception and a 27-yard rush.

• Inside linebacker Jerrell Freeman led the team with 15 tackles (seven solo), 1.5 sacks and one forced fumble. His half sack came on the final play of the third quarter to force a Bengals punt. He then added his full sack in the fourth quarter and forced a fumble on the play, which was recovered by teammate Montori Hughes.

• Defensive end Cory Redding posted two tackles, 1.0 sack and two passes defended. His sack came in the fourth quarter and forced a Bengals punt.

• Defensive tackle Ricky Jean Francois compiled one tackle and half of a sack. His half sack came on the final play of the third quarter to force a Bengals punt.

• Cornerback Greg Toler totaled two tackles and led the team with three passes defended.

• Adam Vinatieri converted 4-of-4 field goals and two PATs for 14 points against the Bengals. His 14 points are the third-most by a player in a single-game in Colts postseason history and the second-most by a kicker in a single-game (Adam Vinatieri, 15 at Baltimore on 1/13/07). His four field goals made were the second-most by a kicker in Colts postseason history and his four field goal attempts tied for the second-most in a single game. Vinatieri set a new team record for the longest field goal in postseason history with a 53-yard conversion in the fourth quarter. The kick topped his previous team record of 52 yards (at Baltimore on 1/6/13). Vinatieri moved into sole possession of second place for the most career postseason games played in NFL history. With 14 points scored against Cincinnati, Vinatieri improved his NFL record of career postseason points to 227. With his first extra point of the game, he improved his NFL record of consecutive postseason games scoring at least one point to 28. He also moved into a tie for second place in NFL history for consecutive games converting at least one field goal to 12 with his 38-yard conversion in the second quarter. With four field goals, Vinatieri improved his NFL record for the most career postseason field goals made to 55. He also improved his NFL record for the most career postseason field goal attempts to 65. With two extra points made, Vinatieri improved his NFL record for the most career postseason extra points made to 62.

• Pat McAfee totaled four punts for a 51.5 average and a long kick of 68 yards. He also contributed with four kickoff touchbacks. He logged punts of 59, 68, 40 and 39 yards. With his 68-yard punt in the third quarter, he established a new career-long (regular season and postseason), which was also the longest punt in Colts postseason history. McAfee's 51.5 punting average is the third-best in a postseason game in Colts history. He continues to rank first in NFL postseason history in career punting average (47.1) and second in net average (40.1) with a minimum of 25 punts.

The Colts advanced to the AFC Divisional Playoff round with a 26-10 victory over the Cincinnati Bengals at Lucas Oil Stadium. Following a 13-10 halftime advantage, Indianapolis notched 13 unanswered second half points and the defense held the Bengals to five consecutive three-and-outs. The Colts offense totaled their third-highest single-game postseason net yardage total (482 yards) as Andrew Luck completed 31-of-44 passes for 376 yards and one touchdown for a 104.0 passer rating. Luck gave Indianapolis a 20-10 lead when he found Donte Moncrief for a 36-yard touchdown in the third quarter. Adam Vinatieri contributed with 14 points, which is the third-most by a player in a single-game in Colts postseason history and the second-most by a kicker in a single-game. His four field goals made were the second-most by a kicker in Colts postseason history and he set the team record for the longest field goal in a postseason game with his 53-yard conversion in the fourth quarter. Running back Daniel Herron tied the team record for receptions by a running back in a postseason game (10) while T.Y. Hilton recorded his third career game with 100-plus receiving yards (103). Defensively, Jerrell Freeman led the team in tackles while adding 1.5 sacks and one forced fumble.

	1	2	3	4	OT	Total
Bengals	7	3	0	0	0	10
Colts	7	6	10	3	0	26

### SCORING DRIVES

Team	Qtr	Time	Scoring Play	CIN	IND
Colts	1	11:05	Herron 2 yd. run (Vinatieri kick)	0	7
Bengals	1	1:28	Hill 1 yd. run (Nugent kick)	7	7
Colts	2	12:41	Vinatieri 38 yd. field goal	7	10
Colts	2	8:34	Vinatieri 29 yd. field goal	7	13
Bengals	2	0:10	Nugent 57 yd. field goal	10	13
Colts	3	7:48	Moncrief 36 yd. pass from Luck (Vinatieri kick)	10	20
Colts	3	1:31	Vinatieri 22 yd. field goal	10	23
Colts	4	11:31	Vinatieri 53 yd. field goal	10	26

### TEAM STATISTICS

	Bengals	Colts
Total Net Yards	254	482
Net Yards Rushing	110	114
Net Yards Passing	144	368
Total First Downs	14	22
Third Down Efficiency	6-15-40%	6-14-43%
Penalties	6-45	9-66
Fumbles (Number and Lost)	1-1	2-1
Field Goals (Made and Attempted)	1-1	4-4
Red Zone Efficiency	1-1-100%	1-4-25%
Time of Possession	25:50	34:10

### STARTERS

COLTS			BENGALS				
WR	Wayne	DE	Redding	HB	Burkhead	LDE	Dunlap
LT	Castonzo	NT	Chapman	LT	Whitworth	NT	Peko
LG	Mewhort	DT	Jones	LG	Boling	DT	Atkins
C	Holmes	SLB	Walden	C	Bodine	RDE	Gilberry
RG	Louis	MIKE	Jackson	RG	Zeitler	DB	Jones
RT	Reitz	WILL	Freeman	RT	Winston	LB	Mauluga
WR	Hilton	RUSH	Werner	TE	Brock	LB	Rey
TE	Allen	LCB	Toler	HB	Hewitt	LCB	Kirkpatrick
QB	Luck	RCB	Davis	WR	Sanu	RCB	Hall
RB	Herron	SS	Adams	QB	Dalton	SS	Iloka
TE	Fleener	FS	Landry	HB	Hill	FS	Nelson





## COLTS 24 BRONCOS 13

Sunday, January 11, 2015



Sports Authority Field at Mile High

Indianapolis advanced to the AFC Championship Game following a 24-13 victory over the Denver Broncos at Sports Authority Field at Mile High. The win snapped a three-game playoff road losing streak, which dated back to 2006. Denver scored a touchdown on its opening offensive drive of the game, however the Colts defense countered by holding the Broncos to three punts and one fumble on its next four possessions. Indianapolis posted back-to-back touchdown drives in the second quarter en route to a 14-10 halftime lead. Daniel Herron found the end zone on a six-yard rush followed by Andrew Luck's first touchdown pass of the game to Dwayne Allen (three yards). Luck then opened the third quarter with a 15-yard touchdown pass to Hakeem Nicks, giving the Colts a 21-10 advantage. Indianapolis' defense only allowed one second half field goal and limited Denver to 288 net yards in the victory. Luck finished the game having completed 27-of-43 passes for 265 yards, two touchdowns and two interceptions for a 76.2 passer rating. Herron led the team with 23 carries for 63 yards while adding eight receptions for 32 yards. Defensively, Vontae Davis contributed with a postseason career-high five passes defended as Jonathan Newsome added a sack-forced fumble in the second quarter.

	1	2	3	4	OT	Total
Colts	0	14	7	3	0	24
Broncos	7	3	0	3	0	13

### SCORING DRIVES

Team	Qtr	Time	Scoring Play	IND	DEN
Broncos	1	10:00	D. Thomas 1 yd. pass from Manning (Barth kick)	0	7
Colts	2	14:14	Herron 6 yd. run (Vinatieri kick)	7	7
Colts	2	7:23	Allen 3 yd. pass from Luck (Vinatieri kick)	14	7
Broncos	2	0:02	Barth 45 yd. field goal	14	10
Colts	3	8:21	Nicks 15 yd. pass from Luck (Vinatieri kick)	21	10
Broncos	4	13:50	Barth 41 yd. field goal	21	13
Colts	4	4:06	Vinatieri 30 yd. field goal	24	13

### TEAM STATISTICS

	Colts	Broncos
Total Net Yards	364	288
Net Yards Rushing	99	88
Net Yards Passing	265	200
Total First Downs	23	19
Third Down Efficiency	5-13-38%	4-16-25%
Penalties	10-67	2-8
Fumbles (Number and Lost)	0-0	1-1
Field Goals (Made and Attempted)	1-2	2-2
Red Zone Efficiency	3-4-75%	1-1-100%
Time of Possession	34:01	25:59

### STARTERS

COLTS				BRONCOS			
WR	Wayne	DE	Redding	WR	D. Thomas	LDE	Wolfe
LT	Castonzo	NT	Chapman	LT	Clady	DT	Jackson
LG	Mewhort	DT	Jones	LG	Franklin	NT	Knighton
C	Holmes	SLB	Walden	C	Montgomery	RDE	Ware
RG	Louis	MIKE	Jackson	RG	Ramirez	SLB	Miller
RT	Reitz	WILL	Freeman	RT	Vasquez	MLB	Johnson
TE	Fleener	RUSH	Werner	TE	Clark	WLB	Marshall
WR	Hilton	LCB	Toler	WR	Sanders	LCB	Talib
QB	Luck	RCB	Davis	TE	Green	SS	Ward
RB	Herron	SS	Adams	QB	Manning	FS	Moore
WR	Moncrief	FS	Landry	RB	Anderson	RCB	Harris

## AFC DIVISIONAL PLAYOFF AT DENVER GAME NOTES

- The Indianapolis Colts defeated the Denver Broncos, 24-13, to advance to the AFC Championship Game. The win improved the team's all-time postseason record to 22-22, 8-14 on the road and 3-0 against Denver. The Colts have won consecutive playoff games for the first time since the 2009 postseason. It was the team's first road playoff victory dating back to 2006, snapping a three-game playoff road losing streak. It's the team's first appearance in the AFC Championship Game dating back to 2009.

- The Colts tied the score at 7-7 with Daniel Herron's six-yard touchdown run in the second quarter. On the scoring drive, Andrew Luck completed 4-of-4 passes for 54 yards, including two receptions for 43 yards by T.Y. Hilton. The touchdown was the second of Herron's postseason career.

- Following a Jonathan Newsome sack-forced fumble which was recovered by teammate Jerrell Freeman, the Colts drove 43 yards in eight plays leading to a Dwayne Allen three-yard touchdown reception in the second quarter. On the drive, Donte Moncrief caught a 22-yard pass, which gave the Colts the ball first-and-goal.

- Andrew Luck threw his second touchdown pass of the game with a 15-yard completion to Hakeem Nicks at the 8:21 mark of the third quarter. On the drive Luck completed four passes over 10 yards (Zurlon Tipton, 12; Donte Moncrief, 10; Coby Fleener, 32 and Hakeem Nicks, 15). It was the first postseason touchdown for Nicks this year and the fifth of his postseason career.

- The Colts defense held the Broncos to 288 net yards (88 rushing and 200 passing) while limiting Denver to 4-of-16 on third down attempts (25 percent).

- Andrew Luck completed 27-of-43 passes for 265 yards, two touchdowns and two interceptions for a 76.2 passer rating. The game marked the sixth time in NFL history two quarterbacks selected No. 1 overall in the NFL Draft started against each other in a postseason game. Luck has thrown for 1,703 yards in his playoff career, which is the most by any player through their first five postseason games in NFL history (Kurt Warner, 1,644). With 265 passing yards, Luck passed Johnny Unitas (1,663) for the second-most career passing yards in Colts postseason history. Following his 14th completion of the game in the second quarter, Luck passed Johnny Unitas (120) for the second-most career completions in franchise history. With 43 passing attempts, he also passed Unitas for the second-most career attempts in Colts postseason history. Luck gave the Colts a 14-7 lead in the second quarter when he found Dwayne Allen for a three-yard touchdown. On the play, he passed Johnny Unitas (seven) for the second-most career touchdown passes in Colts postseason history. Luck found Hakeem Nicks for a 15-yard touchdown in the third quarter to give Indianapolis a 21-10 advantage. The score marked Luck's third career multiple-touchdown postseason game.

- Reggie Wayne competed in his 20th career postseason game, which ranks first in franchise history.

- T.Y. Hilton caught four passes for a team-leading 72 yards (18.0 avg.). It was his fourth career postseason contest with 70-plus receiving yards.

- Hakeem Nicks caught two passes for 24 yards and one touchdown. His first reception went for a nine-yard first down in the first quarter. His second catch was a 15-yard touchdown that gave the Colts a 21-10 advantage in the third quarter. The score was Nicks' first touchdown of the postseason this year and the fifth of his career.

- Tight end Dwayne Allen caught four passes for 30 yards and one touchdown. He gave the Colts a 14-7 lead in the second quarter with his three-yard touchdown grab. It was his first career postseason touchdown reception.

- Running back Daniel Herron totaled 23 rushes for 63 yards and one touchdown while adding eight receptions for 32 yards. Herron tied the game at 7-7 in the second quarter with his six-yard rushing touchdown. It was his second career postseason rushing touchdown. He has totaled eight-plus receptions in back-to-back postseason games.

- Inside linebacker D'Qwell Jackson led the team with 11 tackles (10 solo).

- Cornerback Vontae Davis led the secondary with eight tackles and contributed with a postseason career-high five passes defended.

- Outside linebacker Jonathan Newsome compiled three tackles, 1.0 sack and one forced fumble. In the second quarter, Newsome sacked Peyton Manning and forced a fumble that was recovered by teammate Jerrell Freeman. The turnover led to a Colts touchdown. The sack and forced fumble were both the first of Newsome's postseason career.

- Inside linebacker Jerrell Freeman totaled seven tackles and one fumble recovery. Freeman recovered a sack-forced fumble from Jonathan Newsome in the second quarter. The fumble recovery was the first of his postseason career and led to a Colts touchdown.

- Outside linebacker Erik Walden compiled two tackles and 1.0 sack. He brought down Peyton Manning in the fourth quarter for a two-yard loss, one play prior to the end of the game.

- Adam Vinatieri converted 1-of-2 field goals and three PATs for six points against the Broncos. Vinatieri tied Jerry Rice for the most games played in NFL postseason history with 29. With six points scored against Denver, Vinatieri improved his NFL record of career postseason points season points to 233. Vinatieri improved his NFL record of consecutive postseason games scoring at least one point to 29. With one field goal, Vinatieri moved into a tie for first place in NFL history in consecutive postseason games converting at least one field goal (13). With one field goal, Vinatieri improved his NFL record for the most career postseason field goals made to 56. He also improved his NFL record for the most career postseason field goal attempts to 67. With three extra points made, Vinatieri improved his NFL record for the most career postseason extra points made to 65.

- Pat McAfee totaled four punts for a 42.3 average with a long kick of 46 yards and one pinned inside the 20-yard line. He also added five kickoff touchbacks. McAfee ranks first in NFL postseason history in career punting average (46.5) and second in net average (39.8) with a minimum of 25 punts.

- The Colts committed 10 penalties which is the most for the team in a single postseason game in franchise history.

# INDIVIDUAL RECORDS

National Football League records are indicated by an asterisk. Since the Colts joined the NFL in 1953, the league has increased the number of games played each season from 12 in 1953 to the current 16 in 1978.

Here are the dates that the league increased the number of games played each season:

1953-1960 12 games 1961-1977 14 games 1978-2013 16 games

Note: The 1982 NFL regular season was reduced from 16 games to nine games because of a players' strike. The 1987 season was 15 games due to a players' strike.

**SERVICE**  
**MOST SEASONS**  
 17 John Unitas, 1956-72  
 14 Reggie Wayne, 2001-14  
 14 Peyton Manning, 1998-11  
 13 Raymond Berry, 1955-67  
 13 Eugene Daniel, 1984-96  
 13 Ray Donaldson, 1980-92  
 13 Marvin Harrison, 1996-08  
 13 David Lee, 1966-78  
 13 Gino Marchetti, 1953-64, 66  
 13 Rohn Stark, 1982-94  
 13 Dick Szymanski, 1955, 57-68  
 13 Jeff Saturday, 1999-11

**MOST GAMES PLAYED**  
 211 Reggie Wayne, 2001-14  
 208 Peyton Manning, 1998-10  
 206 John Unitas, 1956-72  
 198 Eugene Daniel, 1984-96  
 197 Rohn Stark, 1982-94  
 197 Jeff Saturday, 1999-11  
 192 Justin Snow, 2000-11  
 190 Marvin Harrison, 1996-08  
 188 David Lee, 1966-78

**MOST CONSECUTIVE GAMES PLAYED**  
 208 Peyton Manning, 1998-10  
 192 Justin Snow, 2000-11  
 189 Reggie Wayne, 2001-13  
 160 Hunter Smith, 1999-08  
 155 Jerry Logan, 1963-72

**SCORING**  
**MOST POINTS (CAREER)**  
 995 Mike Vanderjagt, 1998-05  
 987 Adam Vinatieri, 2006-14  
 783 Dean Biasucci, 1984, 86-94  
 778 Marvin Harrison, 1996-08  
 678 Lenny Moore, 1956-67  
 586 Lou Michaels, 1964-69  
 490 Reggie Wayne, 2001-14  
 458 Edgerrin James, 1999-05  
 408 Raymond Berry, 1955-67  
 394 Toni Linhart, 1974-79

**MOST POINTS (SEASON)**  
 157 Mike Vanderjagt, 2003  
 145 Mike Vanderjagt, 1999  
 140 Adam Vinatieri, 2014  
 139 Adam Vinatieri, 2013  
 135 Cary Blanchard, 1996  
 129 Adam Vinatieri, 2010  
 125 Mike Vanderjagt, 2001  
 121 Mike Vanderjagt, 2000  
 121 Mike Vanderjagt, 2005  
 120 Lenny Moore, 1964

**MOST POINTS (SEASON) cont..**  
 119 Mike Vanderjagt, 2004  
 118 Adam Vinatieri, 2007  
 117 Cary Blanchard, 1997  
 115 Adam Vinatieri, 2012  
 114 Dean Biasucci, 1988  
 113 Adam Vinatieri, 2006  
 112 Raul Allegre, 1983  
 110 Edgerrin James, 2000  
 109 Toni Linhart, 1976  
 106 Lou Michaels, 1967  
 104 Jim Martin, 1963  
 104 Lou Michaels, 1964  
 104 Mike Vanderjagt, 1998  
 103 Mike Vanderjagt, 2002  
 103 Adam Vinatieri, 2008  
 102 Lou Michaels, 1968  
 102 Edgerrin James, 1999  
 101 Lou Michaels, 1965

**MOST POINTS (ROOKIE)**  
 112 Raul Allegre, 1983  
 102 Edgerrin James, 1999  
 93 Jim O'Brien, 1970  
 78 Curtis Dickey, 1980  
 72 Marshall Faulk, 1994

**MOST POINTS (GAME)**  
 24 Lenny Moore vs. Chi, Oct. 4, 1958  
 24 Lenny Moore vs. LA Rams, Oct. 16, 1960  
 24 Lenny Moore vs. Min, Oct. 1, 1961  
 24 Lydell Mitchell vs. Buf, Oct. 12, 1975  
 24 Eric Dickerson vs. Den, Oct. 31, 1988  
 24 Joseph Addai vs. Phil, Nov. 26, 2006  
 20 Reggie Wayne at Den, Oct. 29, 2006

**MOST POINTS (ROOKIE-GAME)**  
 24 Joseph Addai vs. Phil, Nov. 26, 2006  
 18 Billy Vessels vs. LA Rams, Nov. 25, 1956  
 18 Marshall Faulk vs. Hou, Sept. 4, 1994  
 18 Marvin Harrison at K.C., Dec. 15, 1996  
 18 Edgerrin James at Phil, Nov. 21, 1999  
 18 Edgerrin James at Cle, Dec. 26, 1999  
 16 Raul Allegre at Phil, Oct. 30, 1983

**MOST CONSECUTIVE GAMES SCORING**  
 130 Adam Vinatieri, G1-2006/G16-2014  
 118 Mike Vanderjagt, G10-1998/G16-2005  
 58 Lou Michaels, G13-1965/G14-1969  
 55 Steve Myhra, G8-1957/G14-1961  
 55 Dean Biasucci, G11-1987/G2-1991  
 44 Toni Linhart, G13-1974/G14-1977  
 44 Cary Blanchard, G5-1995/G16-1997  
 28 Jim O'Brien, G1-1970/G14-1971  
 27 Raul Allegre, G6-1984/G16-1985  
 26 Dean Biasucci, G2-5-84, G1-86/G9-87  
 21 Steve Mike-Mayer, G12-1979/G16-1980

**MOST CONSECUTIVE GAMES SCORING (ROOKIE)**  
 14 Jim O'Brien, G1-14, 1970  
 11 Raul Allegre, G1-11, 1983  
 10 Buck McPhail, G1-10, 1953  
 7 Curtis Dickey, G7-13, 1980  
 5 Alan Ameche, G1-5, 1955  
 5 Steve Myhra, G8-12, 1957

**MOST SEASONS LEADING TEAM**  
 9 Dean Biasucci, 1986-94  
 8 Mike Vanderjagt, 1998-05  
 8 Adam Vinatieri, 2006-08, 10-14  
 5 Lenny Moore, 1956-58, 60, 64  
 4 Lou Michaels, 1965-68  
 4 Toni Linhart, 1974, 76-78

**MOST CONSECUTIVE SEASONS LEADING TEAM**  
 9 Dean Biasucci, 1986-94  
 8 Mike Vanderjagt, 1998-05  
 5 Adam Vinatieri, 2010-14  
 4 Lou Michaels, 1965-68  
 3 Lenny Moore, 1956-58  
 3 Jim O'Brien, 1970-72  
 3 Toni Linhart, 1976-78  
 3 Raul Allegre, 1983-85  
 3 Adam Vinatieri, 2006-08

**MOST KICK-SCORING POINTS (GAME)**  
 18 Lou Michaels vs. S.F., Sept. 25, 1966  
 17 Lou Michaels vs. StL., Oct. 12, 1964  
 17 Cary Blanchard at Buf, Sept. 21, 1997  
 17 Mike Vanderjagt, vs. Den, Jan. 6, 2002  
 17 Mike Vanderjagt at Ten, Dec. 7, 2003  
 16 Lou Michaels at Chi, Nov. 8, 1964  
 16 Toni Linhart vs. Buf, Dec. 12, 1965  
 16 Raul Allegre at Phil, Oct. 30, 1983  
 16 Dean Biasucci at Mia, Nov. 15, 1987  
 16 Mike Vanderjagt vs. Balt, Oct. 13, 2002  
 16 Adam Vinatieri vs. Ten, Dec. 1, 2013  
 16 Adam Vinatieri at NYG, Nov. 3, 2014  
 15 (6 times) Last: Adam Vinatieri vs. Hou, Nov. 16, 2008

**MOST NON KICK-SCORING POINTS (SEASON)**  
 120 Lenny Moore, 1964  
 110 Edgerrin James, 2000  
 102 Edgerrin James, 1999  
 92 Joseph Addai, 2007  
 90 Lenny Moore, 1961  
 90 Lydell Mitchell, 1975  
 90 Eric Dickerson, 1988  
 90 Marvin Harrison, 2001  
 90 Marvin Harrison, 2004



## **MOST SEASONS 100+ POINTS**

8 Mike Vanderjagt, 1998-05  
 7 Adam Vinatieri, 2006-08, 10, 12-14  
 4 Lou Michaels, 1964-65, 67-68  
 2 Cary Blanchard, 1996-97  
 2 Edgerrin James, 1999-00  
 1 Allegre/Biasucci/Linhart/Martin/Moore

## **MOST CONSECUTIVE SEASONS 100+ POINTS**

8 Mike Vanderjagt, 1998-05  
 3 Adam Vinatieri, 2006-08  
 3 Adam Vinatieri, 2012-14  
 2 Lou Michaels, 1964-65, 67-68  
 2 Cary Blanchard, 1996-97  
 2 Edgerrin James, 1999-00

## **TOUCHDOWNS**

### **MOST (CAREER)**

128 Marvin Harrison, 1996-08  
 113 Lenny Moore, 1956-67  
 82 Reggie Wayne, 2001-14  
 75 Edgerrin James, 1999-05  
 68 Raymond Berry, 1955-67  
 58 Don McCauley, 1971-81  
 57 Tom Matte, 1961-72  
 51 Marshall Faulk, 1994-98  
 50 Jimmy Orr, 1961-70  
 48 Joseph Addai, 2006-11

### **MOST (SEASON)**

20 Lenny Moore, 1964  
 18 Edgerrin James, 2000  
 17 Edgerrin James, 1999  
 15 Lenny Moore, 1961  
 15 Lydell Mitchell, 1975  
 15 Eric Dickerson, 1988  
 15 Marvin Harrison, 2001  
 15 Marvin Harrison, 2004  
 15 Joseph Addai, 2007

### **MOST (ROOKIE)**

17 Edgerrin James, 1999  
 13 Curtis Dickey, 1980  
 12 Marshall Faulk, 1994  
 10 Dominic Rhodes, 2001  
 9 (3 times) Last: Rodney Culver, 1992

### **MOST (GAME)**

4 Lenny Moore vs. Chi, Oct. 4, 1958  
 4 Lenny Moore vs. LA Rams, Oct. 16, 1960  
 4 Lenny Moore vs. Min, Oct. 1, 1961  
 4 Lydell Mitchell vs. Buf, Oct. 12, 1975  
 4 Eric Dickerson vs. Den, Oct. 31, 1988  
 4 Joseph Addai vs. Phil, Nov. 26, 2006  
 3 (40 times) Last: Dallas Clark vs. Den, Dec. 13, 2009

### **MOST (ROOKIE-GAME)**

4 Joseph Addai vs. Phil, Nov. 26, 2006  
 3 Billy Vessels vs. LA Rams, Nov. 25, 1956  
 3 Marshall Faulk vs. Hou, Sept. 4, 1994  
 3 Marvin Harrison at K.C., Dec. 15, 1996  
 3 Edgerrin James at Phil, Nov. 21, 1999  
 3 Edgerrin James at Cle, Dec. 26, 1999

## **MOST (ROOKIE-GAME) cont...**

2 (30 times) Last: Donte Moncrief vs. Was, Nov. 30, 2014

## **MOST CONSECUTIVE GAMES SCORING TD**

18 Lenny Moore, G7-9-1963, G1-1964/G1-1965  
 11 Lydell Mitchell, G6-1975/G2-1976  
 8 Edgerrin James, G3-10, 2005  
 7 Raymond Berry, G8-1959/G2-1960  
 7 Curtis Dickey, G7-13, 1980  
 6 Lenny Moore, G9-1957/G2-1958  
 6 Lenny Moore, G6-11, 1961  
 6 Tom Matte, G2-7, 1969  
 5 (10 times) Last: Reggie Wayne, G3-7, 2009

## **MOST CONSECUTIVE GAMES SCORING TD (ROOKIE)**

7 Curtis Dickey, G7-13, 1980  
 5 Alan Ameche, G1-5, 1955  
 4 Lenny Moore, G3-6, 1956  
 4 Marshall Faulk, G8-11, 1994  
 4 James Mungro, G11-14, 2002  
 3 (5 times) Last: Austin Collie, G12-14, 2009

## **MOST SEASONS LEADING TEAM**

6 Lenny Moore, 1956-58, 60-61, 64  
 5 Marvin Harrison, 1996, 01-02, 04, 06  
 4 Marshall Faulk, 1994-95, 97-98  
 4 Edgerrin James, 1999-00, 03, 05  
 3 Tom Matte, 1967-69  
 3 Curtis Dickey, 1980-81, 83

## **MOST CONSECUTIVE SEASONS LEADING TEAM**

3 Lenny Moore, 1956-58  
 3 Tom Matte, 1967-69  
 2 (10 times) Last: Marvin Harrison, 2001-02

## **MOST 10+ TD SEASONS**

8 Marvin Harrison, 1999-06  
 5 Lenny Moore, 1957-58, 60-61, 64  
 4 Edgerrin James, 1999-00, 03, 05  
 3 Tom Matte, 1967-69  
 3 Marshall Faulk, 1994-95, 98  
 3 Reggie Wayne, 2004, 07, 09  
 2 Addai/Berry/Clark/Dickey/McCauley/Orr  
 1 Bulaich/Carr/Dickey/Mitchell/Rhodes/Stokley

## **MOST CONSECUTIVE 10+ TD SEASONS**

8 Marvin Harrison, 1999-06  
 3 Tom Matte, 1967-69  
 2 Lenny Moore, 1957-58, 60-61  
 2 Raymond Berry, 1959-60  
 2 Don McCauley, 1975-76  
 2 Curtis Dickey, 1980-81  
 2 Marshall Faulk, 1994-95  
 2 Edgerrin James, 1999-00

## **POINTS AFTER TOUCHDOWN**

### **MOST ATTEMPTS (CAREER)**

346 Mike Vanderjagt, 1998-05  
 345 Adam Vinatieri, 2006-14  
 270 Lou Michaels, 1964-69  
 261 Dean Biasucci, 1984, 86-94  
 195 Toni Linhart, 1974-79  
 189 Steve Myhra, 1957-61  
 98 Jim O'Brien, 1970-72  
 77 Raul Allegre, 1983-85  
 75 Steve Mike-Mayer, 1979-80  
 73 Cary Blanchard, 1995-97

### **MOST ATTEMPTS (SEASON)**

60 Mike Vanderjagt, 2004  
 54 Lou Michaels, 1964  
 52 Toni Linhart, 1975  
 52 Mike Vanderjagt, 2005  
 51 Steve Myhra, 1958  
 51 Steve Myhra, 1959  
 51 Toni Linhart, 1976  
 51 Adam Vinatieri, 2007  
 51 Adam Vinatieri, 2010

### **MOST ATTEMPTS (ROOKIE)**

38 Jim O'Brien, 1970  
 26 Tom Feamster, 1956  
 24 George Hunt, 1973  
 24 Raul Allegre, 1983  
 23 Buck McPhail, 1953

### **MOST MADE (CAREER)**

344 Mike Vanderjagt, 1998-05  
 342 Adam Vinatieri, 2006-14  
 263 Lou Michaels, 1964-69  
 255 Dean Biasucci, 1984, 86-94  
 184 Toni Linhart, 1974-79  
 180 Steve Myhra, 1957-61  
 95 Jim O'Brien, 1970-72

### **MOST MADE (SEASON)**

59 Mike Vanderjagt, 2004  
 53 Lou Michaels, 1964  
 52 Mike Vanderjagt, 2005  
 51 Toni Linhart, 1975  
 51 Adam Vinatieri, 2010  
 50 Steve Myhra, 1959  
 50 Adam Vinatieri, 2014  
 49 Toni Linhart, 1976  
 49 Adam Vinatieri, 2007  
 48 Steve Myhra, 1958  
 48 Lou Michaels, 1965  
 48 Lou Michaels, 1968

### **MOST MADE (ROOKIE)**

36 Jim O'Brien, 1970  
 24 Tom Feamster, 1956  
 22 George Hunt, 1973  
 22 Raul Allegre, 1983  
 21 Buck McPhail, 1953

### **MOST MADE (GAME)**

8 Tom Feamster vs. LA Rams, Nov. 5, 1956  
 8 Steve Myhra vs. G.B., Nov. 2, 1958  
 7 Steve Myhra vs. Chi, Oct. 4, 1958  
 7 Lou Michaels vs. Chi, Sept. 27, 1964

## **MOST MADE (GAME) cont...**

7 Lou Michaels at Atl, Nov. 12, 1967  
 7 Toni Linhart vs. NYJ, Nov. 16, 1975  
 7 Toni Linhart vs. Buf, Dec. 12, 1976  
 7 Raul Allegre vs. Buf, Oct. 6, 1985  
 7 Dean Biasucci vs. Den, Oct. 31, 1988  
 7 Mike Vanderjagt at N.O., Sept. 28, 2003  
 7 Mike Vanderjagt vs. Hou, Nov. 14, 2004  
 7 Adam Vinatieri vs. Was, Nov. 30, 2014

## **MOST MADE (ROOKIE-GAME)**

8 Tom Feamster vs. LA Rams,  
 Nov. 5, 1956

## **MOST CONSECUTIVE PATS**

196 Adam Vinatieri, 2010-14  
 149 Mike Vanderjagt, 2001-04  
 125 Mike Vanderjagt, 1998-01  
 103 Lou Michaels, 1964-66  
 97 Adam Vinatieri, 2007-09  
 77 Dean Biasucci, 1986-88  
 73 Cary Blanchard, 1995-97  
 70 Mike Vanderjagt, 2004-05  
 62 Jim O'Brien, 1971-72  
 62 Mike Vanderjagt, 2001-02  
 56 Toni Linhart, 1975-76

## **HIGHEST PERCENTAGE (CAREER-50 MIN.)**

100.0 Cary Blanchard, 1995-97  
 99.4 Mike Vanderjagt, 1998-05  
 99.1 Adam Vinatieri, 2006-14  
 97.7 Dean Biasucci, 1984, 86-94  
 97.4 Lou Michaels, 1964-69  
 97.0 Jim O'Brien, 1970-72  
 95.2 Steve Myhra, 1957-61  
 94.7 Steve Mike-Mayer, 1979-80  
 94.4 Toni Linhart, 1974-79  
 93.5 Raul Allegre, 1983-85

## **HIGHEST PERCENTAGE (SEASON-20 ATT.)**

100.0 Lou Michaels, 1965  
 100.0 Jim O'Brien, 1972  
 100.0 Toni Linhart, 1974  
 100.0 Dean Biasucci (3), 1987, 92, 94  
 100.0 Cary Blanchard (3), 1995-97  
 100.0 Mike Vanderjagt (6), 1998-00, 02-03, 05  
 100.0 Adam Vinatieri (7) 2006, 08, 10, 11, 12, 13, 14  
 100.0 Matt Stover, 2009

## **HIGHEST PERCENTAGE (ROOKIE-SEASON-20 ATT.)**

94.7 Jim O'Brien, 1970  
 92.3 Tom Feamster, 1956  
 91.7 George Hunt, 1973  
 91.7 Raul Allegre, 1983  
 91.3 Buck McPhail, 1953

## **FIELD GOALS**

### **MOST ATTEMPTS (CAREER)**

250 Dean Biasucci, 1984, 86-94  
 250 Adam Vinatieri, 2006-14  
 248 Mike Vanderjagt, 1998-05

## **MOST ATTEMPTS (CAREER) cont...**

197 Lou Michaels, 1964-69  
 116 Toni Linhart, 1974-79  
 105 Cary Blanchard, 1995-97  
 94 Jim O'Brien, 1970-72  
 91 Steve Myhra, 1957-61  
 81 Bert Rechichar, 1953-59  
 79 Raul Allegre, 1983-85

## **MOST ATTEMPTS (SEASON)**

41 Cary Blanchard, 1997  
 40 Adam Vinatieri, 2013  
 40 Cary Blanchard, 1996  
 39 Steve Myhra, 1961  
 39 Jim Martin, 1963  
 39 Lou Michaels, 1966  
 38 Mike Vanderjagt, 1999  
 37 Lou Michaels, 1967  
 37 Mike Vanderjagt, 2003  
 35 Lou Michaels, 1964  
 35 Raul Allegre, 1983

## **MOST ATTEMPTS (ROOKIE)**

35 Raul Allegre, 1983  
 34 Jim O'Brien, 1970

## **MOST ATTEMPTS (GAME)**

6 Toni Linhart vs. NYJ, Nov. 28, 1976  
 6 Raul Allegre at Phil, Oct. 30, 1983  
 6 Dean Biasucci vs. Mia, Sept. 25, 1988

## **MOST ATTEMPTS (ROOKIE-GAME)**

6 Raul Allegre at Phil, Oct. 30, 1983  
 5 Jim O'Brien vs. Phil, Dec. 6, 1970  
 5 Raul Allegre at Den, Nov. 11, 1983  
 4 (5 times) Last: Raul Allegre vs. Chi, Sept. 25, 1983

## **MOST (CAREER)**

217 Mike Vanderjagt, 1998-05  
 215 Adam Vinatieri, 2006-14  
 176 Dean Biasucci, 1984, 86-94  
 107 Lou Michaels, 1964-69  
 87 Cary Blanchard, 1995-97  
 70 Toni Linhart, 1974-79  
 57 Raul Allegre, 1983-85  
 52 Jim O'Brien, 1970-72  
 44 Steve Myhra, 1957-61

## **MOST (SEASON-16 MIN.)**

37 Mike Vanderjagt, 2003  
 36 Cary Blanchard, 1996  
 35 Adam Vinatieri, 2013  
 34 Mike Vanderjagt, 1999  
 32 Cary Blanchard, 1997  
 30 Raul Allegre, 1983  
 30 Adam Vinatieri, 2014  
 28 Mike Vanderjagt, 2001  
 27 Mike Vanderjagt, 1998  
 26 Dean Biasucci, 1993  
 26 Adam Vinatieri, 2010  
 26 Adam Vinatieri, 2012  
 25 Dean Biasucci, 1988  
 25 Mike Vanderjagt, 2000  
 25 Adam Vinatieri, 2006

## **MOST (ROOKIE)**

30 Raul Allegre, 1983  
 19 Jim O'Brien, 1970  
 16 George Hunt, 1973

## **MOST (GAME)**

5 Lou Michaels vs. S.F., Sept. 25, 1966  
 5 Raul Allegre at Phil, Oct. 30, 1983  
 5 Dean Biasucci vs. Mia, Sept. 25, 1988  
 5 Cary Blanchard at Buf, Sept. 21, 1997  
 5 Mike Vanderjagt vs. Den, Jan 6, 2002  
 5 Mike Vanderjagt vs. Balt, Oct. 13, 2002  
 5 Mike Vanderjagt at Ten, Dec. 7, 2003  
 5 Adam Vinatieri vs. Ten, Dec. 1, 2013

## **MOST (ROOKIE-GAME)**

5 Raul Allegre at Phil, Oct. 30, 1983  
 4 Raul Allegre at Den, Dec. 11, 1983  
 3 Jim O'Brien at S.D., Sept. 20, 1970  
 3 Jim O'Brien at NYJ, Oct. 18, 1970  
 3 Jim O'Brien vs. Phil, Dec. 6, 1970  
 3 George Hunt at N.E., Oct. 7, 1973  
 3 George Hunt at Det, Oct. 21, 1973  
 3 Raul Allegre at N.E., Sept. 4, 1983  
 3 Raul Allegre at Buf, Sept. 18, 1983  
 3 Raul Allegre vs. Chi, Sept. 25, 1983

## **HIGHEST PERCENTAGE (CAREER-30 MIN.)**

87.5 Mike Vanderjagt, 1998-05  
 86.0 Adam Vinatieri, 2006-14  
 82.9 Cary Blanchard, 1995-97  
 72.2 Raul Allegre, 1983-85  
 70.4 Dean Biasucci, 1984, 86-94  
 61.5 Jim Martin, 1963  
 60.5 Toni Linhart, 1974-79  
 55.3 Jim O'Brien, 1970-72  
 54.0 Lou Michaels, 1964-69

## **HIGHEST PERCENTAGE (SEASON-20 MIN.)**

100.0 Mike Vanderjagt, 2003  
 96.8 Adam Vinatieri, 2014  
 92.9 Adam Vinatieri, 2010  
 92.0 Mike Vanderjagt, 2005  
 90.0 Cary Blanchard, 1996  
 89.5 Mike Vanderjagt, 1999  
 89.3 Adam Vinatieri, 2006  
 88.9 Dean Biasucci, 1987  
 87.5 Adam Vinatieri, 2013  
 87.1 Mike Vanderjagt, 1998  
 85.7 Raul Allegre, 1983  
 85.2 Adam Vinatieri, 2011  
 83.9 Dean Biasucci, 1993

## **HIGHEST PERCENTAGE (ROOKIE-20 MIN.)**

85.7 Raul Allegre, 1983  
 57.1 George Hunt, 1973  
 55.9 Jim O'Brien, 1970

## **HIGHEST PERCENTAGE (GAME-5 MIN.)**

100.0 Lou Michaels vs. S.F., Sept. 25, 1966  
 100.0 Cary Blanchard at Buf, Sept. 21, 1997  
 100.0 Mike Vanderjagt vs. Den, Jan. 6, 2002  
 100.0 Mike Vanderjagt at Ten, Dec. 7, 2003

## HIGHEST PERCENTAGE (GAME-5 MIN.) cont...

100.0 Adam Vinatieri vs. Ten, Dec. 1, 2013

## MOST CONSECUTIVE SUCCESSFUL FGS

42 Mike Vanderjagt, G15-16, 2002/G1, 2004  
 35 Adam Vinatieri, G 14-16, 2013/G1-16, 2014  
 28 Mike Vanderjagt, G7-16, 1999/G1-2000  
 17 Adam Vinatieri, G6-16, 2010  
 16 Mike Vanderjagt, G2-11, 2000  
 16 Mike Vanderjagt, G6-15, 2005  
 15 Adam Vinatieri, G1-2, 6-8, 2006  
 13 Cary Blanchard, G8-12, 1996  
 13 Cary Blanchard, G1-6, 1997  
 12 Adam Vinatieri, G12-16,2006/ G2,2007  
 11 Jim O'Brien, G1-5, 1971  
 11 Adam Vinatieri, G4-7, 2013

## MOST CONSECUTIVE GAMES SCORING FIELD GOALS

23 Mike Vanderjagt, G15-16, 2002/G1-4,6, 2004  
 21 Cary Blanchard, G3-1996/G7-1997  
 21 Mike Vanderjagt, G3-16, 1999/G7-2000  
 18 Dean Biasucci, G8-1988/G9-1989  
 14 Adam Vinatieri, G11-16,2006/G8,2007  
 14 Adam Vinatieri, G14-16,2013/G1-G11,2014  
 12 Toni Linhart, G3-14, 1977  
 11 Lou Michaels, G13-1965/G9-1966

## LONGEST FIELD GOAL

58 Dan Miller at S.D., Dec. 26, 1982  
 56 Bert Rechichar vs. Chi, Sept. 27, 1953  
 55 Raul Allegre at Den, Dec. 11, 1983  
 55 Dean Biasucci at Den, Oct. 15, 1989  
 55 Dean Biasucci at Mia, Dec. 30, 1990  
 54 Raul Allegre vs. S.D., Nov. 4, 1984  
 54 Dean Biasucci at N.E., Nov. 11, 1990  
 54 Dean Biasucci at Sea, Sept. 29, 1991  
 54 Mike Vanderjagt at Den, Nov. 24, 2002  
 53 Lou Michaels vs. Dal, Dec. 3, 1967  
 53 Raul Allegre at Cin, Oct. 2, 1983  
 53 Dean Biasucci vs. Chi, Sept. 11, 1988  
 53 Dean Biasucci at Cin, Sept. 12, 1993  
 53 Mike Vanderjagt at Balt, Nov. 29, 1998  
 53 Mike Vanderjagt at Mia, Dec. 5, 1999  
 53 Adam Vinatieri vs. KC, Oct. 9, 2011  
 53 Adam Vinatieri vs. Min, Sept. 16, 2012  
 53 Adam Vinatieri vs. Ten, Dec. 9, 2012  
 53 Adam Vinatieri vs. NE, Nov. 16, 2014

## LONGEST FIELD GOAL (ROOKIE)

58 Dan Miller at S.D., Dec. 26, 1982  
 55 Raul Allegre at Den, Dec. 11, 1983  
 53 Raul Allegre at Cin, Oct. 2, 1983  
 50 Dean Biasucci vs. StL, Sept. 16, 1984  
 48 Jim O'Brien vs. Bos, Oct. 25, 1970

## MOST 50+ FIELD GOALS (CAREER)

18 Dean Biasucci, 1984, 86-94  
 15 Adam Vinatieri, 2006-14  
 14 Mike Vanderjagt, 1998-05  
 7 Raul Allegre, 1983-85  
 7 Cary Blanchard, 1995-97  
 4 Bert Rechichar, 1953-59

## MOST 50+ FIELD GOALS (CAREER) cont...

3 Lou Michaels, 1964-69  
 2 Dan Miller, 1982  
 1 Martin/Myhra/O'Brien

## MOST 50+ FIELD GOALS (SEASON)

6 Dean Biasucci, 1988  
 6 Mike Vanderjagt, 1998  
 5 Cary Blanchard, 1996  
 4 Raul Allegre, 1983  
 4 Adam Vinatieri, 2012  
 4 Adam Vinatieri, 2013  
 3 Raul Allegre, 1984  
 3 Mike Vanderjagt, 2001  
 3 Mike Vanderjagt, 2002  
 3 Adam Vinatieri, 2014

## MOST 50+ FIELD GOALS (GAME)

2 Dean Biasucci vs. Mia, Sept. 25, 1988  
 2 Mike Vanderjagt at Den, Nov. 24, 2002  
 2 Adam Vinatieri at S.D., Oct. 14, 2013

## MOST SEASONS 50+ FIELD GOALS

10 Dean Biasucci, 1984, 86-94  
 5 Mike Vanderjagt, 1998-99, 01-03  
 4 Adam Vinatieri, 2011-14  
 3 Cary Blanchard, 1995-97  
 2 Rechichar/Michaels/Allegre

## MOST CONSC. SEASONS 50+ FGS

10 Dean Biasucci, 1984, 86-94  
 4 Adam Vinatieri, 2011-14  
 3 Cary Blanchard, 1995-97  
 3 Mike Vanderjagt, 2001-03  
 2 Raul Allegre, 1983-84  
 2 Mike Vanderjagt, 1998-99

## MOST CONSC. SUCCESSFUL 50+ FIELD GOALS

7 Adam Vinatieri, 2013-14  
 6 Cary Blanchard, 1995-96  
 5 Mike Vanderjagt, 2001-03  
 4 Raul Allegre, 1983  
 3 Dean Biasucci, 1986-87  
 3 Dean Biasucci, 1988  
 3 Mike Vanderjagt, 1998 (twice)

## RUSHING

### MOST ATTEMPTS (CAREER)

2188 Edgerrin James, 1999-05  
 1391 Lydell Mitchell, 1972-77  
 1389 Marshall Faulk, 1994-98  
 1258 Eric Dickerson, 1987-91  
 1200 Tom Matte, 1961-72  
 1095 Joseph Addai, 2006-11  
 1069 Lenny Moore, 1956-67  
 990 Randy McMillan, 1981-86  
 964 Alan Ameche, 1955-60  
 800 Curtis Dickey, 1980-85

### MOST ATTEMPTS (SEASON)

388 Eric Dickerson, 1988  
 387 Edgerrin James, 2000  
 369 Edgerrin James, 1999  
 360 Edgerrin James, 2005

## MOST ATTEMPTS (SEASON) cont...

334 Edgerrin James, 2004  
 324 Marshall Faulk, 1998  
 314 Eric Dickerson, 1989  
 314 Marshall Faulk, 1994  
 310 Edgerrin James, 2003  
 301 Lydell Mitchell, 1977

## MOST ATTEMPTS (ROOKIE)

369 Edgerrin James, 1999  
 314 Marshall Faulk, 1994  
 233 Dominic Rhodes, 2001  
 226 Joseph Addai, 2006  
 213 Alan Ameche, 1955  
 211 Vick Ballard, 2012

## MOST ATTEMPTS (GAME)

40 Lydell Mitchell at NYJ, Oct. 20, 1974  
 38 Edgerrin James at Sea, Oct. 15, 2000  
 36 Eric Dickerson vs. Buf, Dec. 18, 1988  
 36 Edgerrin James vs. NYJ, Nov. 16, 2003  
 35 Lydell Mitchell vs. Mia, Dec. 9, 1973  
 35 Eric Dickerson vs. S.D., Nov. 8, 1987  
 34 Lydell Mitchell vs. N.E., Dec. 16, 1973  
 34 Lydell Mitchell vs. N.E., Dec. 21, 1975  
 34 Dominic Rhodes at Buf, Nov. 4, 2001  
 34 Edgerrin James at N.E., Nov. 7, 2005  
 33 Lydell Mitchell at Atl, Nov. 17, 1974  
 33 Lydell Mitchell vs. Mia, Oct. 10, 1976  
 33 Eric Dickerson vs. T.B., Dec. 27, 1987

## MOST ATTEMPTS (ROOKIE-GAME)

34 Dominic Rhodes at Buf, Nov. 4, 2001  
 32 Edgerrin James at N.E., Sept. 19, 1999  
 31 Dominic Rhodes vs. Den, Jan 6, 2002  
 29 Dominic Rhodes vs. Atl, Dec. 16, 2001  
 28 Rodney Culver at N.E., Dec. 6, 1992  
 28 Edgerrin James at Cle, Dec. 26, 1999  
 28 James Mungro at Phil, Nov. 10, 2002

## MOST SEASONS LEADING TEAM

6 Edgerrin James, 1999-00, 02-05  
 5 Alan Ameche, 1955-59  
 5 Tom Matte, 1963, 67-69, 71  
 5 Lydell Mitchell, 1973-77  
 5 Eric Dickerson, 1987-91  
 5 Marshall Faulk, 1994-98  
 4 Randy McMillan, 1982, 84-86  
 4 Joseph Addai, 2006-09  
 3 Lenny Moore, 1960, 62, 64  
 3 Curtis Dickey, 1980-81, 83

## MOST CONSC. SEASONS LEADING TEAM

5 Alan Ameche, 1955-59  
 5 Lydell Mitchell, 1973-77  
 5 Eric Dickerson, 1987-91  
 5 Marshall Faulk, 1994-98  
 4 Edgerrin James, 2002-05  
 4 Joseph Addai, 2006-09  
 3 Tom Matte, 1967-69  
 3 Randy McMillan, 1984-86  
 2 Curtis Dickey, 1980-81  
 2 Edgerrin James, 1999-00  
 2 Donald Brown, 2010-11



## **MOST SEASONS 100+ ATTEMPTS**

7 Edgerrin James, 1999-05  
 6 Randy McMillan, 1981-86  
 6 Joseph Addai, 2006-11  
 5 Alan Ameche, 1955-59  
 5 Tom Matte, 1963, 67-69, 71  
 5 Lydell Mitchell, 1973-77  
 5 Eric Dickerson, 1987-91  
 5 Marshall Faulk, 1994-98  
 4 Curtis Dickey, 1980-81, 83-84  
 4 Donald Brown, 2010-13

## **MOST CONSC. SEASONS 100+ ATTEMPTS**

7 Edgerrin James, 1999-05  
 6 Randy McMillan, 1981-86  
 6 Joseph Addai, 2006-11  
 5 Alan Ameche, 1955-59  
 5 Lydell Mitchell, 1973-77  
 5 Eric Dickerson, 1987-91  
 5 Marshall Faulk, 1994-98

## **MOST GAMES WITH ATTEMPTS (CAREER)**

164 John Unitas, 1956-72  
 143 Peyton Manning, 1998-11  
 134 Lenny Moore, 1956-67  
 127 Tom Matte, 1961-72  
 126 Don McCauley, 1971-81

## **MOST YARDS (CAREER)**

9226 Edgerrin James, 1999-05  
 5487 Lydell Mitchell, 1972-77  
 5320 Marshall Faulk, 1994-98  
 5194 Eric Dickerson, 1987-91  
 5174 Lenny Moore, 1956-67  
 4646 Tom Matte, 1961-72  
 4045 Alan Ameche, 1955-60  
 4453 Joseph Addai, 2006-11  
 3876 Randy McMillan, 1981-86  
 3490 Curtis Dickey, 1980-85

## **MOST YARDS (SEASON)**

1709 Edgerrin James, 2000  
 1659 Eric Dickerson, 1988  
 1553 Edgerrin James, 1999  
 1548 Edgerrin James, 2004  
 1506 Edgerrin James, 2005  
 1319 Marshall Faulk, 1998  
 1311 Eric Dickerson, 1989  
 1282 Marshall Faulk, 1994  
 1259 Edgerrin James, 2003  
 1200 Lydell Mitchell, 1976  
 1193 Lydell Mitchell, 1975  
 1159 Lydell Mitchell, 1977  
 1122 Curtis Dickey, 1983  
 1104 Dominic Rhodes, 2001  
 1081 Joseph Addai, 2006  
 1078 Marshall Faulk, 1995  
 1072 Joseph Addai, 2007  
 1054 Marshall Faulk, 1997  
 1011 Eric Dickerson, 1987

## **MOST YARDS (ROOKIE)**

1553 Edgerrin James, 1999  
 1282 Marshall Faulk, 1994

## **MOST YARDS (ROOKIE) cont...**

1104 Dominic Rhodes, 2001  
 1081 Joseph Addai, 2006  
 961 Alan Ameche, 1955  
 814 Vick Ballard, 2012

## **MOST YARDS (GAME)**

219 Edgerrin James at Sea, Oct. 15, 2000  
 204 Edgerrin James at Chi, Nov. 21, 2004  
 198 Norm Bulaich, vs. NYJ, Sept. 19, 1971  
 196 Eric Dickerson vs. T.B., Dec. 27, 1987  
 194 Alan Ameche vs. Chi, Sept. 25, 1955  
 192 Marshall Faulk at Balt, Nov. 29, 1998  
 185 Lenny Moore vs. G.B., Oct. 28, 1956  
 178 Lydell Mitchell vs. K.C., Nov. 30, 1975  
 177 Marshall Faulk vs. St.L. Rams, Oct. 1, 1995  
 177 Dominic Rhodes vs. Atl, Dec. 16, 2001

## **MOST YARDS (ROOKIE-GAME 150+ YARDS)**

194 Alan Ameche vs. Chi, Sept. 25, 1955  
 185 Lenny Moore vs. G.B., Oct. 28, 1956  
 177 Dominic Rhodes vs. Atl, Dec. 16, 2001  
 171 Joseph Addai, vs. Phil, Nov. 26, 2006  
 153 Alan Ameche vs. Det, Oct. 1, 1955

## **MOST SEASONS LEADING TEAM**

6 Edgerrin James, 1999-00, 02-05  
 5 Alan Ameche, 1955-59  
 5 Lydell Mitchell, 1973-77  
 5 Eric Dickerson, 1987-91  
 5 Marshall Faulk, 1994-98  
 4 Tom Matte, 1963, 67-69  
 4 Randy McMillan, 1982, 84-86  
 4 Joseph Addai, 2006-09  
 3 Lenny Moore, 1960, 62, 64  
 3 Curtis Dickey, 1980-81, 83

## **MOST CONSC. SEASONS LEADING TEAM**

5 Alan Ameche, 1955-59  
 5 Lydell Mitchell, 1973-77  
 5 Eric Dickerson, 1987-91  
 5 Marshall Faulk, 1994-98  
 4 Edgerrin James, 2002-05  
 4 Joseph Addai, 2006-09  
 3 Tom Matte, 1967-69  
 3 Randy McMillan, 1984-86

## **MOST 100+ GAMES (CAREER)**

49 Edgerrin James, 1999-05  
 24 Eric Dickerson, 1987-91  
 16 Lydell Mitchell, 1972-77  
 14 Marshall Faulk, 1994-98  
 8 Joseph Addai, 2006-11  
 7 Alan Ameche, 1955-60  
 6 Lenny Moore, 1956-67  
 6 Curtis Dickey, 1980-85  
 6 Randy McMillan, 1981-86

## **MOST 100+ GAMES (SEASON)**

10 Edgerrin James, 1999  
 9 Edgerrin James, 2000  
 9 Edgerrin James, 2005  
 8 Eric Dickerson, 1988

## **MOST 100+ GAMES (SEASON) cont...**

8 Edgerrin James, 2004  
 6 Eric Dickerson, 1987  
 6 Eric Dickerson, 1989  
 6 Edgerrin James, 2003  
 5 Lydell Mitchell, 1975  
 5 Edgerrin James, 2001  
 5 Dominic Rhodes, 2001

## **MOST 100+ GAMES (ROOKIE)**

10 Edgerrin James, 1999  
 5 Dominic Rhodes, 2001  
 4 Marshall Faulk, 1994  
 3 Alan Ameche, 1955  
 2 Lenny Moore, 1956  
 2 Roosevelt Potts, 1993  
 2 Joseph Addai, 2006

## **MOST CONSC. 100+ GAMES**

5 Edgerrin James, G14-16, 2000/G2, 2001  
 5 Edgerrin James, G5-9, 2005  
 4 Eric Dickerson, G8-11, 1987  
 4 Edgerrin James, G7-10, 1999  
 4 Edgerrin James, G10-13, 2004  
 3 Lydell Mitchell, G10-12, 1975  
 3 Eric Dickerson, G14-15-1987/G1-1988  
 3 Eric Dickerson, G3-5, 1988  
 3 Eric Dickerson, G16-1988/G2-1989  
 3 Edgerrin James, G6-8, 2000  
 3 Edgerrin James, G4-6, 2001  
 3 Edgerrin James, G16, 2003/G2, 2004

## **MOST YARDS TWO RUSHERS (SEASON)**

1924 Dickey (1122)/McMillan (802), 1983  
 1889 Dickerson (1659)/Bentley (230), 1988  
 1825 James (1709)/Manning (116), 2000  
 1802 James (1548)/Rhodes (254), 2004  
 1766 Rhodes (1104)/James (662), 2001

## **MOST TOUCHDOWNS (CAREER)**

64 Edgerrin James, 1999-05  
 63 Lenny Moore, 1956-67  
 45 Tom Matte, 1961-72  
 42 Marshall Faulk, 1994-98  
 40 Alan Ameche, 1955-60  
 40 Don McCauley, 1971-81  
 39 Joseph Addai, 2006-11  
 32 Eric Dickerson, 1987-91  
 27 Lydell Mitchell, 1972-77  
 26 Curtis Dickey, 1980-85

## **MOST TOUCHDOWNS (SEASON)**

16 Lenny Moore, 1964  
 14 Eric Dickerson, 1988  
 13 Edgerrin James (3), 1999-00,05  
 12 Joseph Addai, 2007  
 11 Tom Matte, 1969  
 11 Lydell Mitchell, 1975  
 11 Curtis Dickey, 1980  
 11 Marshall Faulk (2), 1994-95  
 11 Edgerrin James, 2003  
 10 Don McCauley, 1975  
 10 Joseph Addai, 2009



## **MOST TOUCHDOWNS (ROOKIE)**

13 Edgerrin James, 1999  
 11 Curtis Dickey, 1980  
 11 Marshall Faulk, 1994  
 9 Alan Ameche, 1955  
 9 Dominic Rhodes, 2001

## **MOST TOUCHDOWNS (GAME)**

4 Eric Dickerson vs. Den, Oct. 31, 1988  
 4 Joseph Addai vs. Phil, Nov. 26, 2006  
 3 Alan Ameche at G.B., Oct. 13, 1957  
 3 Lenny Moore vs. LA Rams, Oct. 16, 1960  
 3 Tom Matte vs. Wash, Nov. 2, 1969  
 3 Don McCauley at Mia, Nov. 23, 1975  
 3 Randy McMillan vs. N.E., Dec. 1, 1985  
 3 Marshall Faulk vs. Hou, Sept. 4, 1994  
 3 Marshall Faulk vs. St.L Rams, Oct. 1, 1995  
 3 Edgerrin James at Cle, Dec. 26, 1999  
 3 Edgerrin James at Sea, Oct. 15, 2000  
 3 Edgerrin James vs. Buf, Dec. 11, 2000  
 3 Edgerrin James vs. NYJ, Nov. 16, 2003  
 3 Edgerrin James vs. St.L Rams, Oct. 17, 2005

## **MOST TOUCHDOWNS (ROOKIE-GAME)**

4 Joseph Addai vs. Phil, Nov. 26, 2006  
 3 Marshall Faulk vs. Hou, Sept. 4, 1994  
 3 Edgerrin James at Cle, Dec. 26, 1999  
 2 (23 times) Last: Andrew Luck at Jax, Nov. 8, 2012

## **MOST GAMES WITH TOUCHDOWNS (CAREER)**

54 Lenny Moore, 1956-67  
 44 Edgerrin James, 1999-05  
 37 Tom Matte, 1961-72  
 32 Don McCauley, 1971-81  
 32 Marshall Faulk, 1994-98  
 31 Alan Ameche, 1955-60  
 30 Joseph Addai, 2006-11  
 24 Lydell Mitchell, 1972-77  
 22 Curtis Dickey, 1980-85  
 22 Eric Dickerson, 1987-91

## **MOST GAMES WITH TOUCHDOWNS (SEASON)**

12 Lenny Moore, 1964  
 9 Lydell Mitchell, 1975  
 9 Eric Dickerson, 1988  
 9 Edgerrin James (2), 2000,05  
 9 Joseph Addai (2), 2007,09  
 8 (6 times) Last: Edgerrin James, 1999

## **MOST GAMES WITH TOUCHDOWNS (ROOKIE)**

8 Alan Ameche, 1955  
 8 Curtis Dickey, 1980  
 8 Edgerrin James, 1999  
 7 Rodney Culver, 1992  
 7 Marshall Faulk, 1994  
 7 Dominic Rhodes, 2001

## **MOST CONSC. GAMES RUSHING TDS**

11 Lenny Moore, G8-9-1963/G9, 1964  
 9 Lydell Mitchell, G8-14-1975/G1, 1976  
 7 Curtis Dickey, G9-15, 1980

## **MOST CONSC. GAMES RUSHING TDS cont...**

6 Tom Matte, G2-7, 1969  
 6 Edgerrin James, G5-10, 2005  
 5 Alan Ameche, G1-5, 1955  
 5 Edgerrin James, G6-10, 2000  
 4 Lenny Moore, G3-6, 1956  
 4 Jerry Hill, G13-14-1964/G1-2, 1965  
 4 Don McCauley, G3-6, 1976  
 4 Marshall Faulk, G2, 5-6, 8, 1996  
 4 James Mungro, G11-14, 2002  
 4 Edgerrin James, G2-5, 2004  
 4 Joseph Addai, G1-4, 2007  
 3 (13 times) Last: Joseph Addai, G8-10, 2009

## **MOST CONSC. GAMES RUSHING TDS (ROOKIE)**

7 Curtis Dickey, G9-15, 1980  
 5 Alan Ameche, G1-5, 1955  
 4 Lenny Moore, G3-6, 1956  
 4 James Mungro, G11-14, 2002  
 3 (5 times) Last: Dominic Rhodes, G13-15, 2001

## **MOST SEASONS LEADING TEAM (\*tied for lead)**

6 Lenny Moore, 1956\*,60-61,64, 65\*,66\*  
 5 Alan Ameche, 1955,56\*,57-59  
 5 Randy McMillan, 1982\*,83-84,86\*  
 5 Marshall Faulk, 1994-98  
 5 Edgerrin James, 1999-00,03-05  
 4 Tom Matte, 1967-69,71\*  
 4 Don McCauley, 1973\*,76-78  
 4 Eric Dickerson, 1988-89,90\*,91  
 3 Lydell Mitchell, 1973\*,74-75  
 3 Curtis Dickey, 1980-81,82\*  
 3 Joseph Addai, 2006-07,09

## **MOST CONSC. SEASONS LEADING TEAM (\*tied)**

5 Alan Ameche, 1955-59 (56\*)  
 5 Randy McMillan, 1982-86 (82,86\*)  
 5 Marshall Faulk, 1994-98  
 4 Eric Dickerson, 1988-91 (90\*)

## **HIGHEST AVERAGE (CAREER-300 ATT/4.0)**

4.8 Lenny Moore, 1956-67  
 4.5 Albert Bentley, 1985-91  
 4.4 Curtis Dickey, 1980-85  
 4.3 Donald Brown, 2009-13  
 4.2 Alan Ameche, 1955-60  
 4.2 Edgerrin James, 1999-05  
 4.1 Eric Dickerson, 1987-91  
 4.1 Joseph Addai, 2006-11  
 4.0 Tony Lorick, 1964-67  
 4.0 Norm Bulaich, 1970-72  
 4.0 Dominic Rhodes, 2001-06,08,10

## **HIGHEST AVERAGE (SEASON-80 ATT)**

7.5 Lenny Moore, 1956  
 7.3 Lenny Moore, 1958  
 7.0 Lenny Moore, 1961  
 5.3 Donald Brown, 2013  
 5.2 George Wonsley, 1985

## **HIGHEST AVERAGE (SEASON-80 ATT) cont...**

5.1 Ahmad Bradshaw, 2014  
 5.1 Tony Lorick, 1964  
 5.0 Lenny Moore, 1957  
 4.9 Norm Bulaich, 1971  
 4.8 Alan Ameche, 1956  
 4.8 Curtis Dickey, 1981  
 4.8 Joseph Addai, 2006  
 4.8 Donald Brown, 2011

## **HIGHEST AVERAGE (ROOKIE-80 ATT, 4.5+)**

7.5 Lenny Moore, 1956  
 5.1 Tony Lorick, 1964  
 4.8 Joseph Addai, 2006  
 4.7 Dominic Rhodes, 2001  
 4.5 Curtis Dickey, 1980  
 4.5 Alan Ameche, 1955

## **HIGHEST AVERAGE (GAME-10 ATT) \*ROOKIE**

14.2 \* Lenny Moore vs. G.B., Oct. 28, 1956  
 11.3 Lenny Moore at Det, Oct. 19, 1958  
 11.3 Marshall Faulk at Balt, Nov. 29, 1998  
 10.9 \* Lenny Moore at Cle, Nov. 11, 1956  
 10.1 Donald Brown vs. Ten, Dec. 18, 2011  
 9.6 Curtis Dickey at Den, Sept. 20, 1981  
 9.3 \* Ron Lee vs. Hou, Nov. 1, 1976  
 9.3 Marshall Faulk vs. StL. Rams, Oct. 1, 1995  
 9.2 \* Alan Ameche vs. Chi, Sept. 25, 1955  
 9.2 Tom Matte vs. LA Rams, Dec. 15, 1963  
 9.2 Donald Brown vs. Jax, Dec. 19, 2010  
 9.1 \* Randy McMillan at N.E., Sept. 6, 1981

## **LONGEST RUSHES (\*denotes ROOKIE)**

80t Tom Matte vs. StL., Oct. 12, 1964  
 80t Donald Brown vs. Ten, Dec. 18, 2011  
 79t \* Alan Ameche vs. Chi, Sept. 25, 1955  
 79t \* Lenny Moore vs. G.B., Oct. 28, 1956  
 77t \* Dominic Rhodes at K.C., Oct. 25, 2001  
 73t Lenny Moore vs. S.F., Nov. 30, 1958  
 72t \* Lenny Moore vs. G.B., Oct. 28, 1956  
 72 \* Edgerrin James at NYG, Nov. 14, 1999  
 70t \* Lenny Moore at Cle, Nov. 11, 1956  
 70t Lydell Mitchell vs. K.C., Nov. 30, 1975  
 70t Albert Bentley at LA Raid, Dec. 21, 1986  
 69t \* Ron Lee vs. Hou, Nov. 1, 1976  
 68t Marshall Faulk at Balt, Nov. 29, 1998  
 67t Norm Bulaich vs. NYJ, Sept. 19, 1971  
 67t Curtis Dickey vs. Dal, Dec. 6, 1981  
 67t \* Owen Gill vs. Hou, Dec. 22, 1985

## **PASSING**

### **MOST ATTEMPTS (CAREER)**

7210 Peyton Manning, 1998-11  
 5110 John Unitas, 1956-72  
 2464 Bert Jones, 1973-81  
 1813 Andrew Luck, 2012-14  
 1536 Jack Trudeau, 1986-93  
 1532 Jeff George, 1990-93  
 1230 Jim Harbaugh, 1994-97  
 1154 Mike Pagel, 1982-85  
 676 Earl Morrall, 1968-71

## **MOST ATTEMPTS (CAREER) cont...**

576 Marty Domres, 1972-75  
533 Greg Landry, 1979-81

## **MOST ATTEMPTS (SEASON)**

679 Peyton Manning, 2010  
627 Andrew Luck, 2012  
616, Andrew Luck, 2014  
591 Peyton Manning, 2002  
575 Peyton Manning, 1998  
571 Peyton Manning (2), 2000,09  
570 Andrew Luck, 2013  
566 Peyton Manning, 2003  
557 Peyton Manning, 2006  
555 Peyton Manning, 2008  
547 Peyton Manning, 2001  
533 Peyton Manning, 1999  
515 Peyton Manning, 2007

## **MOST ATTEMPTS (ROOKIE)**

627 Andrew Luck, 2012\*  
575 Peyton Manning, 1998  
417 Jack Trudeau, 1986  
334 Jeff George, 1990  
237 George Shaw, 1955  
233 Chris Chandler, 1988

## **MOST ATTEMPTS (GAME)**

59 Jeff George at Was, Nov. 7, 1993  
57 Jack Trudeau at NYJ, Nov. 16, 1986  
57 Peyton Manning at Hou, Sept. 12, 2010  
56 Peyton Manning at S.D., Nov. 11, 2007  
55 Andrew Luck vs. G.B., Oct. 7, 2012  
54 Peyton Manning at S.D., Sept. 26, 1999  
54 Peyton Manning at NE, Oct. 8, 2000  
54 Andrew Luck at Det, Dec. 2, 2012  
53 Bert Jones vs. NYJ, Dec. 15, 1974  
53 Jack Trudeau vs. NYJ, Sept. 28, 1986  
53 Andrew Luck at DEN, Sept. 7, 2014  
53 Andrew Luck at CLE, Dec. 7, 2014  
52 Peyton Manning vs. N.E., Nov. 1, 1998  
52 Peyton Manning at N.E., Nov. 21, 2010  
51 Peyton Manning at NYJ, Dec. 3, 2000  
51 Peyton Manning vs. S.F., Nov. 25, 2001  
51 Peyton Manning at Phil, Nov. 7, 2010  
50 Peyton Manning vs. Ten, Nov. 3, 2002  
50 Peyton Manning at Jax, Dec. 10, 2006  
50 Peyton Manning vs. Hou, Nov. 8, 2009  
50 Andrew Luck at N.E., Nov. 18, 2012

## **MOST ATTEMPTS (ROOKIE-GAME)**

57 Jack Trudeau at NYJ, Nov. 16, 1986  
55 Andrew Luck vs. G.B., Oct. 7, 2012  
54 Andrew Luck at Det., Dec. 2, 2012  
53 Jack Trudeau vs. NYJ, Sept. 28, 1986  
52 Peyton Manning vs. N.E., Nov. 1, 1998  
50 Andrew Luck at N.E., Nov. 18, 2012  
44 Jack Trudeau vs. N.O., Oct. 12, 1986  
44 Peyton Manning at NYJ, Sept. 20, 1998  
44 Peyton Manning vs. NYJ, Nov. 15, 1998

## **MOST SEASONS LEADING TEAM (ATT/COMP)**

15 John Unitas, 1956-67, 69-71  
13 Peyton Manning, 1998-10  
6 Bert Jones, 1974-77, 80-81

## **MOST SEASONS LEADING TEAM (ATT/COMP) cont...**

4 Mike Pagel, 1982-85  
4 Jeff George, 1990-93  
4 Jim Harbaugh, 1994-97

## **MOST CONSC. SEASONS LEADING TEAM (ATT/COMP)**

13 Peyton Manning, 1998-10  
12 John Unitas, 1956-67  
4 Bert Jones, 1974-77  
4 Mike Pagel, 1982-85  
4 Jeff George, 1990-93  
4 Jim Harbaugh, 1994-97

## **MOST 40+ ATTEMPT GAMES**

59 Peyton Manning, 1998-11  
19 Andrew Luck, 2012-14  
9 Jack Trudeau, 1986-93  
8 John Unitas, 1956-72  
8 Bert Jones, 1973-81  
8 Jeff George, 1990-93  
5 Jim Harbaugh, 1994-97  
2 Greg Landry, 1979-81  
2 Dan Orlovsky, 2011  
1 Domres/Hogeboom/Justin/Painter

## **MOST SEASONS 200+ ATTEMPTS**

13 John Unitas, 1957-67, 69-70  
13 Peyton Manning, 1998-10  
6 Bert Jones, 1974-77, 80-81  
4 Mike Pagel, 1982-85  
4 Jeff George, 1990-93  
4 Jim Harbaugh, 1994-97  
3 Jack Trudeau, 1986-87, 89  
3 Andrew Luck, 2012-14

## **CONSC. SEASONS 200+ ATTEMPTS**

13 Peyton Manning, 1998-10  
11 John Unitas, 1957-67  
4 Bert Jones, 1974-77  
4 Mike Pagel, 1982-85  
4 Jeff George, 1990-93  
4 Jim Harbaugh, 1994-97  
3 Andrew Luck, 2012-14

## **MOST GAMES WITH ATTEMPTS (CAREER)**

208 Peyton Manning, 1998-11  
202 John Unitas, 1956-72  
97 Bert Jones, 1973-81  
61 Jack Trudeau, 1986-93  
52 Jim Harbaugh, 1994-97  
48 Andrew Luck, 2012-14

## **MOST COMPLETIONS (CAREER)**

4682 Peyton Manning, 1998-11  
2796 John Unitas, 1956-72  
1382 Bert Jones, 1973-81  
1062 Andrew Luck, 2012-14  
874 Jeff George, 1990-93  
812 Jack Trudeau, 1986-93  
746 Jim Harbaugh, 1994-97  
587 Mike Pagel, 1982-85  
363 Earl Morrall, 1968-71  
308 Greg Landry, 1979-81

## **MOST COMPLETIONS (CAREER) cont...**

293 Marty Domres, 1972-75

## **MOST COMPLETIONS (SEASON)**

450 Peyton Manning, 2010  
393 Peyton Manning, 2009  
392 Peyton Manning, 2002  
380 Andrew Luck, 2014  
379 Peyton Manning, 2003  
371 Peyton Manning, 2008  
362 Peyton Manning, 2006  
357 Peyton Manning, 2000  
343 Andrew Luck, 2013  
343 Peyton Manning, 2001  
339 Andrew Luck, 2012  
337 Peyton Manning, 2007  
336 Peyton Manning, 2004

## **MOST COMPLETIONS (ROOKIE)**

339 Andrew Luck, 2012  
326 Peyton Manning, 1998  
204 Jack Trudeau, 1986  
181 Jeff George, 1990  
129 Chris Chandler, 1988  
119 George Shaw, 1955  
111 Mike Pagel, 1982

## **MOST COMPLETIONS (GAME)**

40 Peyton Manning at Hou, Sept. 12, 2010  
38 Peyton Manning at N.E., Nov. 21, 2010  
37 Jeff George at Was, Nov. 7, 1993  
37 Peyton Manning vs. Ten, Nov. 3, 2002  
36 Bert Jones vs. NYJ, Dec. 15, 1974  
36 Peyton Manning at Ten, Oct. 11, 2009  
36 Peyton Manning vs. Dal, Dec. 5, 2010  
35 Andrew Luck at Den, Sept. 7, 2014  
34 Peyton Manning at T.B., Oct. 6, 2003  
34 Peyton Manning at S.D., Nov. 11, 2007  
34 Peyton Manning vs. Hou, Nov. 8, 2009  
33 Peyton Manning vs. Oak, Sept. 10, 2000  
33 Peyton Manning at Jax, Oct. 3, 2010  
32 Peyton Manning at Pit, Oct. 21, 2002  
32 Peyton Manning at Den, Oct. 29, 2006  
32 Peyton Manning at S.D., Nov. 23, 2008  
32 Andrew Luck vs. Bal, Oct. 5, 2014  
31 (8 times) Last: Andrew Luck at Jax, Sept. 21, 2014

## **MOST COMPLETIONS (ROOKIE-GAME)**

31 Andrew Luck vs. G.B., Oct. 7, 2012  
30 Peyton Manning vs. N.E., Nov. 1, 1998  
30 Andrew Luck vs. Mia, Nov. 4, 2012  
27 Jack Trudeau at NYJ, Nov. 16, 1986  
27 Peyton Manning at Balt, Nov. 29, 1998  
27 Andrew Luck at N.E., Nov. 18, 2012  
26 Peyton Manning vs. NYJ, Nov. 15, 1998  
26 Andrew Luck at Ten, Oct. 28, 2012  
24 Jack Trudeau vs. N.O., Oct. 12, 1986  
24 Andrew Luck at Det, Dec. 2, 2012

## **MOST CONSECUTIVE COMPLETIONS**

23 Peyton Manning vs. Det/at Jax, Dec. 14-Dec. 18, 2008  
17 Bert Jones vs. NYJ, Dec. 15, 1974  
17 Peyton Manning vs. Cle/at Ten, Sept. 25-Oct. 2, 2005

**MOST CONSECUTIVE COMPLETIONS  
cont...**

17 Peyton Manning vs. Den./at Jax,  
Dec. 13-Dec. 17, 2009  
16 Peyton Manning at Ten, Oct. 11, 2009  
15 Peyton Manning vs. StL./at Hou,  
Oct. 17-Oct. 23, 2005

**MOST GAMES WITH COMPLETIONS  
(CAREER)**

208 Peyton Manning, 1998-11  
200 John Unitas, 1956-72  
96 Bert Jones, 1973-81  
61 Jack Trudeau, 1986-93  
52 Jim Harbaugh, 1994-97  
48 Andrew Luck, 2012-14

**MOST GAMES 20+ COMPLETIONS  
(CAREER)**

153 Peyton Manning, 1998-11  
33 John Unitas, 1956-72  
31 Andrew Luck, 2012-14  
20 Bert Jones, 1973-81  
17 Jeff George, 1990-93  
13 Jack Trudeau, 1986-93

**MOST CONSC. GAMES 20+  
COMPLETIONS**

14 Peyton Manning, G1-14, 2010  
13 Andrew Luck, G15-16, 2013, G1-11,  
2014  
12 Peyton Manning, G3-14, 2003  
12 Peyton Manning, G3-14, 2009  
7 Peyton Manning, G15-16-2000/G1-5-  
2001  
7 Peyton Manning, G2-8, 2002  
7 Peyton Manning, G4-10, 2005  
7 Peyton Manning, G4-10, 2006  
6 Peyton Manning, G6-11, 2008

**MOST SEASONS 150+ COMPLETIONS**

13 Peyton Manning, 1998-11  
12 John Unitas, 1959-67,69-70  
5 Bert Jones, 1975-77,80-81  
4 Jeff George, 1990-93  
3 Jim Harbaugh, 1995-97  
3 Andrew Luck, 2012-14

**CONSC. SEASONS 150+ COMPLE-  
TIONS**

13 Peyton Manning, 1998-10  
9 John Unitas, 1959-67  
4 Jeff George, 1990-93  
3 Bert Jones, 1975-77  
3 Jim Harbaugh, 1995-97  
3 Andrew Luck, 2012-14

**HIGHEST PERCENTAGE  
(CAREER-1000 ATT)**

64.9 Peyton Manning, 1998-11  
60.7 Jim Harbaugh, 1994-97  
58.6 Andrew Luck, 2012-14  
57.0 Jeff George, 1990-93  
56.1 Bert Jones, 1973-81  
54.7 John Unitas, 1956-72

**HIGHEST PERCENTAGE (GAME-15 ATT)**

87.5 Peyton Manning vs. Ten, Dec. 30,  
2007 (14-16)  
85.3 Peyton Manning at Jax, Dec. 18,  
2008 (29-34)  
85.0 John Unitas at Atl, Nov. 12, 1967 (17-  
20)  
84.2 John Unitas vs. Mia, Dec. 11, 1971  
(16-19)  
83.3 Peyton Manning vs. Atl, Dec. 14,  
2003 (25-30)  
82.6 Peyton Manning vs. Cle, Sept. 25,  
2005 (19-23)  
82.1 Peyton Manning at Det, Nov. 25, 2004  
(23-28)  
82.1 Peyton Manning at Den, Oct. 29,  
2006 (32-39)  
81.8 Jim Harbaugh at Buf, Oct, 16, 1994  
(18-22)  
81.8 Peyton Manning at Ten, Oct. 11, 2009  
(36-44)  
81.3 Peyton Manning vs. Cin, Dec. 7, 2008  
(26-32)  
81.1 Dan Orlovsky at N.E., Dec. 4, 2011  
(30-37)  
80.6 Peyton Manning vs. Cin, Dec. 18,  
2006 (29-36)  
80.0 (4 times) Last: Peyton Manning vs.  
Hou, Dec. 23, 2007 (28-35)

**HIGHEST PERCENTAGE (ROOKIE-  
GAME-20 ATT)**

75.0 John Unitas vs. LA Rams, Nov. 25,  
1956 (18-24)  
70.4 Peyton Manning at Atl, Dec. 6, 1998  
(19-27)  
69.2 Andrew Luck at Jax, Nov. 8, 2012  
(18-26)  
68.4 Andrew Luck at Ten, Oct 28, 2012  
(26-38)  
68.2 George Shaw at LA Rams, Dec. 5,  
1955 (15-22)  
68.0 Mike Pagel at S.D., Dec. 26, 1982  
(17-25)  
67.7 Jeff George at Cin, Nov. 25, 1990  
(21-31)

**HIGHEST PERCENTAGE (SEASON-200  
ATT)**

68.8 Peyton Manning, 2009  
67.6 Peyton Manning, 2004  
67.3 Peyton Manning, 2005  
67.0 Peyton Manning, 2003  
66.8 Peyton Manning, 2008  
66.3 Peyton Manning, 2002,10  
65.4 Peyton Manning, 2007  
65.0 Peyton Manning, 2006  
63.7 Jim Harbaugh, 1995  
62.7 Peyton Manning, 2001  
61.7 Andrew Luck, 2014

**HIGHEST PERCENTAGE  
(ROOKIE-SEASON-100 ATT)**

56.7 Peyton Manning, 1998  
55.6 John Unitas, 1956  
55.4 Chris Chandler, 1988

**HIGHEST PERCENTAGE  
(ROOKIE-SEASON-100 ATT) cont...**

54.2 Jeff George, 1990  
54.1 Andrew Luck, 2012  
50.2 Mike Pagel, 1982  
50.2 George Shaw, 1955

**MOST YARDS (CAREER)**

54828 Peyton Manning, 1998-11  
39768 John Unitas, 1956-72  
17663 Bert Jones, 1973-81  
12957 Andrew Luck, 2012-14  
9647 Jack Trudeau, 1986-93  
9551 Jeff George, 1990-93  
8705 Jim Harbaugh, 1994-97  
7474 Mike Pagel, 1982-85  
5666 Earl Morrall, 1968-71  
3471 Marty Domres, 1972-75  
3402 Greg Landry, 1979-81

**MOST YARDS (SEASON)**

4761 Andrew Luck, 2014  
4700 Peyton Manning, 2010  
4557 Peyton Manning, 2004  
4500 Peyton Manning, 2009  
4413 Peyton Manning, 2000  
4374 Andrew Luck, 2012  
4397 Peyton Manning, 2006  
4267 Peyton Manning, 2003  
4200 Peyton Manning, 2002  
4135 Peyton Manning, 1999  
4131 Peyton Manning, 2001  
4040 Peyton Manning, 2007  
4002 Peyton Manning, 2008  
3822 Andrew Luck, 2013  
3747 Peyton Manning, 2005  
3739 Peyton Manning, 1998  
3481 John Unitas, 1963  
3428 John Unitas, 1967  
3134 Bert Jones, 1980  
3104 Bert Jones, 1976  
3099 John Unitas, 1960  
3094 Bert Jones, 1981

**MOST YARDS (ROOKIE)**

4374 Andrew Luck, 2012\*  
3739 Peyton Manning, 1998  
2225 Jack Trudeau, 1986  
2152 Jeff George, 1990  
1619 Chris Chandler, 1988  
1586 George Shaw, 1955

**MOST YARDS (GAME)**

472 Peyton Manning at K.C., Oct. 31, 2004  
440 Peyton Manning vs. Jax, Sept. 25,  
2000  
433 Peyton Manning at Hou, Sept. 12,  
2010  
433 Andrew Luck vs. Mia, Nov. 4, 2012  
425 Peyton Manning vs. Ten, Dec. 5, 2004  
421 Peyton Manning vs. Buf, Sept. 23,  
2001  
404 Peyton Manning at S.D., Sept. 26,  
1999  
401 John Unitas vs. Atl, Sept. 17, 1967



## **MOST YARDS (GAME) cont...**

401 Peyton Manning vs. NYJ, Nov. 16, 2003  
 400 Peyton Manning vs. Hou, Sept. 17, 2006  
 400 Andrew Luck at Pit, Oct. 26, 2014

## **MOST YARDS (ROOKIE-GAME)**

433 Andrew Luck vs. Mia, Nov. 4, 2012\*  
 391 Andrew Luck at Det, Dec. 2, 2012  
 362 Andrew Luck vs. G.B., Oct. 7, 2012  
 359 Jack Trudeau at NYJ, Nov. 16, 1986  
 357 Peyton Manning at Balt, Nov. 29, 1998  
 334 Andrew Luck at N.E., Nov. 18, 2012  
 335 Peyton Manning at Sea, Dec. 20, 1998  
 315 Jack Trudeau vs. N.O., Oct. 12, 1986  
 314 John Unitas at Det, Nov. 18, 1956

## **MOST SEASONS LEADING TEAM (YDS/TDS)**

14 John Unitas, 1956-67,69-70  
 13 Peyton Manning, 1998-11  
 6 Bert Jones, 1974-77,80-81  
 4 Mike Pagel, 1982-85  
 4 Jeff George, 1990-93  
 4 Jim Harbaugh, 1994-97

## **MOST CONSC. SEASONS LEADING TEAM (YDS/TDS)**

13 Peyton Manning, 1998-10  
 12 John Unitas, 1956-67  
 4 Bert Jones, 1974-77  
 4 Mike Pagel, 1982-85  
 4 Jeff George, 1990-93  
 4 Jim Harbaugh, 1994-97

## **MOST 2000+ SEASONS**

13 John Unitas, 1957-67,69-70  
 13 Peyton Manning, 1998-11  
 5 Bert Jones, 1975-77,80-81  
 3 Jeff George, 1990-91,93  
 3 Jim Harbaugh, 1995-97  
 3 Andrew Luck, 2012-14  
 2 Mike Pagel, 1983,85  
 2 Jack Trudeau, 1986,89

## **MOST CONSC. 2000+ SEASONS**

13 Peyton Manning, 1998-10  
 11 John Unitas, 1957-67  
 3 Bert Jones, 1975-77  
 3 Jim Harbaugh, 1995-97  
 3 Andrew Luck, 2012-14

## **MOST 300+ GAMES (CAREER)**

63 Peyton Manning, 1998-11  
 26 John Unitas, 1956-72  
 19 Andrew Luck, 2012-14  
 8 Bert Jones, 1973-81  
 7 Jeff George, 1990-93  
 5 Jack Trudeau, 1986-93  
 2 Earl Morrall, 1968-71  
 2 Jim Harbaugh, 1994-97  
 1 Landry/Hogeboom/Justin/Orlovsky

## **MOST 300+ GAMES (SEASON)**

10 Andrew Luck, 2014

## **MOST 300+ GAMES (SEASON) cont...**

9 Peyton Manning, 2009  
 7 Peyton Manning, 2010  
 6 Peyton Manning (2), 2004,06  
 6 Andrew Luck, 2012  
 5 Peyton Manning (2), 2000-01  
 4 John Unitas (2) 1960,63  
 4 Peyton Manning (5), 1998,02-03,05,08

## **MOST 300+ GAMES (ROOKIE)**

6 Andrew Luck, 2012\*  
 4 Peyton Manning, 1998  
 2 Jack Trudeau, 1986  
 1 John Unitas, 1956

## **MOST CONSC. 300+ GAMES**

8 Andrew Luck, G3-10, 2014  
 5 Peyton Manning, G1-5, 2009  
 3 John Unitas, G12-14, 1963  
 3 Peyton Manning, G6-8, 2006  
 3 Peyton Manning, G7-9, 2009

## **MOST TOUCHDOWNS (CAREER)**

399 Peyton Manning, 1998-11  
 287 John Unitas, 1956-72  
 122 Bert Jones, 1973-81  
 86 Andrew Luck, 2012-14  
 49 Jim Harbaugh, 1994-97  
 47 Earl Morrall, 1968-71  
 41 Jack Trudeau, 1986-93  
 41 Jeff George, 1990-93  
 39 Mike Pagel, 1982-85  
 22 Gary Hogeboom, 1986-88  
 21 George Shaw, 1955-58  
 21 Marty Domres, 1972-75

## **MOST TOUCHDOWNS (SEASON)**

49 Peyton Manning, 2004  
 40 Andrew Luck, 2014  
 33 Peyton Manning (3), 2000,09,10  
 32 John Unitas, 1959  
 31 Peyton Manning (2), 2006-07  
 29 Peyton Manning, 2003  
 28 Peyton Manning, 2005  
 27 Peyton Manning (2), 2002,08  
 26 Earl Morrall, 1968  
 26 Peyton Manning (3), 1998-99,01

## **MOST TOUCHDOWNS (ROOKIE)**

26 Peyton Manning, 1998  
 23 Andrew Luck, 2012  
 16 Jeff George, 1990  
 10 George Shaw, 1955  
 9 John Unitas, 1956  
 8 Jack Trudeau, 1986  
 8 Chris Chandler, 1988

## **MOST TOUCHDOWNS (GAME)**

6 Peyton Manning at N.O., Sept. 28, 2003  
 6 Peyton Manning at Det, Nov. 25, 2004  
 5 Gary Cuozzo at Min, Nov. 4, 1965  
 5 Gary Hogeboom at Buf, Oct. 4, 1987  
 5 Peyton Manning vs. Atl, Dec. 14, 2003  
 5 Peyton Manning vs. G.B., Sept. 26, 2004  
 5 Peyton Manning at K.C., Oct. 31, 2004  
 5 Peyton Manning vs. Hou, Nov. 14, 2004

## **MOST TOUCHDOWNS (GAME) cont...**

5 Andrew Luck vs. Was, Nov. 30, 2014  
 4 (45 times) Last: Andrew Luck at NYG, Nov. 3, 2014

## **MOST TOUCHDOWNS (ROOKIE-GAME)**

4 Andrew Luck at Det, Dec. 2, 2012  
 3 John Unitas vs. LA Rams, Nov. 25, 1956  
 3 Jeff George at Cin, Nov. 25, 1990  
 3 Jeff George vs. Was, Dec. 22, 1990  
 3 Peyton Manning at S.F., Oct. 18, 1998  
 3 Peyton Manning vs. NYJ, Nov. 15, 1998  
 3 Peyton Manning at Balt, Nov. 29, 1998  
 3 Peyton Manning vs. Cin, Dec. 13, 1998  
 2 (16 times) Last: Jim Sorgi at Den, Jan. 2, 2005

## **MOST GAMES WITH TOUCHDOWNS (CAREER)**

182 Peyton Manning, 1998-11  
 144 John Unitas, 1956-72  
 68 Bert Jones, 1973-81  
 40 Andrew Luck, 2012-14  
 31 Mike Pagel, 1982-85  
 31 Jim Harbaugh, 1994-97  
 30 Jack Trudeau, 1986-93

## **MOST GAMES WITH TOUCHDOWNS (SEASON)**

15 Peyton Manning (5), 1998,00,02,04,06  
 15 Andrew Luck, 2014  
 14 Peyton Manning (5), 1999,01,07,08,10  
 13 Earl Morrall, 1968  
 13 Peyton Manning, 2009  
 13 Andrew Luck, 2012  
 12 John Unitas (3), 1957, 59, 67  
 12 Bert Jones (2), 1976, 80  
 12 Peyton Manning (2), 2003, 05  
 12 Andrew Luck, 2013

## **MOST GAMES WITH TOUCHDOWNS (ROOKIE)**

15 Peyton Manning, 1998  
 13 Andrew Luck, 2012  
 9 Jeff George, 1990  
 8 Chris Chandler, 1988  
 7 George Shaw, 1955  
 7 Jack Trudeau, 1986  
 6 John Unitas, 1956

## **MOST CONSC. GAMES PASSING TDS**

47 John Unitas, G10-1956/G10-1960  
 27 Peyton Manning, G4-1998/G14-1999  
 18 Andrew Luck, G13-16-2013/G14-2014  
 16 Peyton Manning, G16-2003/G15-2004  
 13 Peyton Manning, G1-13-2000  
 13 Peyton Manning, G15-16-2000/G11-2001  
 12 Peyton Manning, G1-12-2006  
 12 Peyton Manning, G14-16-2006/G9-2007  
 11 John Unitas, G14-1966/G10-1967  
 11 Peyton Manning, G16-2001/G10-2002  
 11 Peyton Manning, G4-14-2005  
 10 John Unitas, G1-8,10-11-1965



**MOST CONSC. GAMES PASSING TDS  
cont...**

10 Jim Harbaugh, G10-13,15-16-1995/G4-1996  
10 Peyton Manning, G13-16-2008/G6-2009

**MOST CONSC. GAMES PASSING TDS  
(ROOKIE)**

13 Peyton Manning, G4-16, 1998  
7 Andrew Luck, G10-16, 2012  
4 Bert Jones, G1-4, 1973  
4 Jack Trudeau, G4-7, 1986  
4 Jeff George, G9-12, 1990  
4 Andrew Luck, G1-4, 2012  
3 (4 times) Last: Jeff George, G14-16, 1990

**MOST CONSC. GAMES 2+ TD PASSES**

13 Peyton Manning, G1-13, 2004  
12 John Unitas, G1-12, 1959  
8 Peyton Manning, G6-13, 2005  
7 John Unitas, G4-8,10-11, 1965  
7 Peyton Manning, G10-16, 2010  
6 John Unitas, G5-10, 1960  
5 John Unitas, G1-5, 1957  
5 Peyton Manning, G7-11, 2008  
5 Peyton Manning, G2-6, 2009  
5 (10 times) Last: Andrew Luck, G6-10, 2014

**HIGHEST TD PCT. (CAREER-1000 ATT)**

5.62 John Unitas, 1956-72  
5.53 Peyton Manning, 1998-11  
4.95 Bert Jones, 1973-81  
4.74 Andrew Luck, 2012-14  
3.98 Jim Harbaugh, 1994-97  
3.38 Mike Pagel, 1982-85

**HIGHEST TD PCT. (SEASON-200 ATT)**

9.86 Peyton Manning, 2004  
8.72 John Unitas, 1959  
8.20 Earl Morrall, 1968  
8.16 John Unitas, 1965  
7.97 John Unitas, 1957

**HIGHEST TD PCT. (ROOKIE-SEASON-100 ATT)**

4.79 Jeff George, 1990  
4.55 John Unitas, 1956  
4.52 Peyton Manning, 1998  
4.22 George Shaw, 1955  
3.70 Bert Jones, 1973  
3.67 Andrew Luck, 2012

**HIGHEST TD PCT. (GAME-20 ATT)**

24.00 Peyton Manning at N.O., Sept. 28, 2003  
23.53 Peyton Manning at Balt, Dec. 9, 2007  
21.43 Peyton Manning at Det, Nov. 25, 2004  
20.00 John Unitas at Atl, Nov. 12, 1967  
20.00 Gary Hogeboom at Buf, Oct. 4, 1987

**HIGHEST TD PCT. (ROOKIE-GAME-20 ATT)**

12.50 John Unitas vs. LA Rams, Nov. 25, 1956  
11.54 Peyton Manning vs. Cin, Dec. 13, 1998  
10.00 Mike Pagel vs. Cin, Dec. 5, 1982  
10.00 Peyton Manning at S.F., Oct. 18, 1998  
9.68 Jeff George at Cin, Nov. 25, 1990

**LONGEST PASSES**

90t Jones to Roger Carr vs. NYJ, Nov. 16, 1975  
89t Unitas to John Mackey at LA Rams, Oct. 30, 1966  
89t Jones to Roger Carr at Buf, Nov. 9, 1975  
88t Unitas to Tom Matte vs. Atl, Sept. 17, 1967  
87t Painter to Garcon at T.B., Oct. 3, 2011  
86t Manning to Marcus Pollard at N.O., Nov. 18, 2001  
85t Harbaugh to Marshall Faulk vs. Was, Oct. 23, 1994  
84t Trudeau to Bill Brooks at S.F., Oct. 5, 1986  
84t Morrall to Jimmy Orr at Atl, Sept. 22, 1968  
83t Unitas to John Mackey at Min, Sept. 18, 1966  
82t Shaw to Buddy Young at G.B., Oct. 8, 1955  
82t Unitas to Lenny Moore at S.F., Dec. 8, 1957  
82t Chandler to Clarence Verdin at LA Rams, Sept. 17, 1989

**LONGEST PASSES (ROOKIE)**

84t Trudeau to Bill Brooks at S.F., Oct. 5, 1986  
82t Shaw to Buddy Young at G.B., Oct. 8, 1955  
78t Manning to Marshall Faulk vs. N.O., Sept. 27, 1998  
71t Sorgi to Reggie Wayne at Den, Jan. 2, 2005  
70t Luck to T.Y. Hilton vs. Hou, Dec. 30, 2012  
68t George to Bill Brooks vs. N.E., Sept. 16, 1990  
66t DelBello to Bert Rechichar at Phil, Nov. 15, 1953

**HIGHEST AVG. PER ATTEMPT  
(CAREER-1000 ATT)**

7.78 John Unitas, 1956-72  
7.60 Peyton Manning, 1998-11  
7.17 Bert Jones, 1973-81  
7.15 Andrew Luck, 2012-14  
7.08 Jim Harbaugh, 1994-97  
6.48 Mike Pagel, 1982-85

**HIGHEST AVG. PER ATTEMPT  
(SEASON-200 ATT)**

9.26t John Unitas, 1964

**HIGHEST AVG. PER ATTEMPT  
(SEASON-200 ATT) cont...**

9.18t John Unitas, 1968  
9.17t Peyton Manning, 2004  
9.05t Bert Jones, 1976

**HIGHEST AVG. PER ATTEMPT  
(ROOKIE-SEASON-100 ATT)**

7.57 John Unitas, 1956  
6.98 Andrew Luck, 2012  
6.95 Chris Chandler, 1988  
6.69 George Shaw, 1955  
6.50 Peyton Manning, 1998  
6.44 Jeff George, 1990

**HIGHEST AVG. PER ATTEMPT  
(GAME-20 ATT)**

18.50 John Unitas at Atl, Nov. 12, 1967  
15.67 John Unitas vs. Det, Nov. 10, 1963  
15.64 John Unitas vs. Min, Dec. 8, 1963  
14.65 Peyton Manning at Balt, Dec. 9, 2007

**HIGHEST AVG. PER ATTEMPT  
(ROOKIE-GAME-20 ATT)**

12.21 John Unitas vs. LA Rams, Nov. 25, 1956  
11.32 Jeff George vs. NYJ, Nov. 18, 1990  
10.47 John Unitas at Det, Nov. 18, 1956

**HIGHEST AVG. PER COMP  
(CAREER-1000 ATT)**

14.22 John Unitas, 1956-72  
12.78 Bert Jones, 1973-81  
12.73 Mike Pagel, 1982-85  
12.20 Andrew Luck, 2012-14  
11.88 Jack Trudeau, 1986-93  
11.71 Peyton Manning, 1998-11

**HIGHEST AVG. PER COMP  
(SEASON-200 ATT)**

17.87 John Unitas, 1964  
16.31 John Unitas, 1960  
15.98 Earl Morrall, 1968  
15.43 John Unitas, 1965  
15.02 John Unitas, 1959  
15.00 Bert Jones, 1976

**HIGHEST AVG. PER COMP  
(ROOKIE-SEASON-100 ATT)**

13.62 John Unitas, 1956  
13.33 George Shaw, 1955  
12.90 Andrew Luck, 2012  
12.55 Chris Chandler, 1988  
12.53 Bert Jones, 1973  
11.89 Jeff George, 1990

**HIGHEST AVG. PER COMP  
(GAME-20 ATT)**

22.25 John Unitas vs. S.F., Nov. 26, 1960  
22.12 John Unitas vs. Det, Nov. 10, 1963  
21.93 John Unitas vs. Chi, Oct. 2, 1960  
21.86 Bert Jones at Buf, Nov. 9, 1975  
21.85 John Unitas vs. Min, Oct. 1, 1961

## HIGHEST AVG. PER COMP (ROOKIE-GAME-20 ATT)

18.47 John Unitas at Det, Nov. 18, 1956  
 17.79 Jeff George vs. NYJ, Nov. 18, 1990  
 17.67 Jeff George at N.E., Nov. 11, 1990  
 16.67 George Shaw vs. S.F., Nov. 27, 1955  
 16.29 Andrew Luck at Det, Dec. 2, 2012  
 16.28 John Unitas vs. LA Rams, Nov. 25, 1956

## MOST INTERCEPTIONS (CAREER)

246 John Unitas, 1956-72  
 198 Peyton Manning, 1998-11  
 97 Bert Jones, 1973-81  
 62 Jack Trudeau, 1986-93  
 47 Mike Pagel, 1982-85  
 46 Jeff George, 1990-93  
 43 Andrew Luck, 2012-14  
 40 Earl Morrall, 1968-71  
 31 George Shaw, 1955-58  
 31 Marty Domres, 1972-75  
 26 Jim Harbaugh, 1994-97

## MOST INTERCEPTIONS (SEASON-200 ATT)

28 Peyton Manning, 1998  
 24 John Unitas, 1960  
 24 John Unitas, 1961  
 24 John Unitas, 1966  
 23 John Unitas, 1962  
 23 Peyton Manning, 2001  
 21 Bill Troup, 1978  
 21 Bert Jones, 1980  
 20 John Unitas, 1969  
 20 Bert Jones, 1981

## MOST INTERCEPTIONS (ROOKIE-SEASON-100 ATT)

28 Peyton Manning, 1998  
 19 George Shaw, 1955  
 18 Jack Trudeau, 1986  
 18 Andrew Luck, 2012  
 13 Jeff George, 1990  
 12 Bert Jones, 1973  
 12 Chris Chandler, 1988

## MOST INTERCEPTIONS (GAME)

6 Peyton Manning at S.D., Nov. 11, 2007  
 5 Fred Enke at G.B., Oct. 18, 1953  
 5 Fred Enke at Det, Nov. 17, 1953  
 5 John Unitas vs. S.F., Nov. 26, 1960  
 5 John Unitas at G.B., Oct. 8, 1961  
 5 John Unitas at Det, Nov. 20, 1966  
 5 John Unitas vs. Chi, Nov. 29, 1970  
 5 Bill Troup vs. Mia, Sept. 10, 1978  
 4 (17 times) Last: Peyton Manning vs. Dal, Dec. 5, 2010

## MOST INTERCEPTIONS (ROOKIE-GAME)

4 George Shaw vs. G.B., Oct. 29, 1955  
 4 Bert Jones vs. NYJ, Sept. 23, 1973  
 4 Bert Jones vs. N.O., Sept. 30, 1973  
 4 Jack Trudeau vs. N.E., Nov. 9, 1986  
 4 Jack Trudeau at NYJ, Nov. 16, 1986

## MOST INTERCEPTIONS (ROOKIE-GAME) cont...

4 Jeff George vs. N.E., Sept. 16, 1990  
 3 (11 times) Last: Andrew Luck at Det, Dec. 2, 2012

## FEWEST INTERCEPTIONS (SEASON-200 ATT)

4 Jim Harbaugh, 1997 (309)  
 5 Jim Harbaugh, 1995 (314)  
 6 John Unitas, 1964 (305)  
 6 Marty Domres, 1972 (222)  
 6 Jack Trudeau, 1987 (229)  
 6 Jeff George, 1993 (407)  
 6 Jim Harbaugh, 1994 (202)  
 7 John Unitas, 1958 (263)  
 7 Mike Pagel, 1982 (221)

## FEWEST INTERCEPTIONS (ROOKIE-SEASON-100 ATT)

7 Mike Pagel, 1982 (221)  
 10 John Unitas, 1956 (198)  
 12 Bert Jones, 1973 (108)  
 12 Chris Chandler, 1988 (233)  
 13 Jeff George, 1990 (334)

## LOWEST INTERCEPTION PCT. (CAREER-1000 ATT)

2.1 Jim Harbaugh, 1994-97  
 2.4 Andrew Luck, 2012-14  
 2.7 Peyton Manning, 1998-11  
 3.0 Jeff George, 1990-93  
 3.9 Bert Jones, 1973-81  
 4.0 Jack Trudeau, 1986-93

## LOWEST INTERCEPTION PCT. (SEASON-200 ATT)

1.29 Jim Harbaugh, 1997  
 1.48 Jeff George, 1993  
 1.59 Jim Harbaugh, 1995  
 1.60 Andrew Luck, 2013  
 1.62 Peyton Manning, 2006  
 1.77 Peyton Manning, 2003

## LOWEST INTERCEPTION PCT. (ROOKIE-SEASON-100 ATT)

2.87 Andrew Luck, 2012  
 3.17 Mike Pagel, 1982  
 3.89 Jeff George, 1990  
 4.32 Jack Trudeau, 1986  
 4.87 Peyton Manning, 1998  
 5.05 John Unitas, 1956

## MOST CONSC. PASSES WITHOUT INTERCEPTION (CAREER)

202 Jeff George, G10-16, 1993  
 190 Peyton Manning, G13-16, 2006/G2, 2007  
 179 Jim Harbaugh, G3-9, 1996  
 179 Jim Harbaugh, G6-7,12-16, 1997  
 165 Peyton Manning, G16-2009/G1-4, 2010  
 155 Paul Justin, G13, 1995/G4, 1997  
 138 Peyton Manning, G7-11, 2008  
 134 Peyton Manning, G1-5, 2006  
 132 John Unitas, G8-13, 1964

## MOST CONSC. PASSES WITHOUT INTERCEPTION (CAREER) cont...

132 Bert Jones, G2-8, 1977  
 128 Marty Domres, G5-11, 1972

## HIGHEST RATING (CAREER-1000 ATT)

94.9 Peyton Manning, 1998-11  
 86.6 Jim Harbaugh, 1994-97  
 86.6 Andrew Luck, 2012-14  
 78.8 John Unitas, 1956-72  
 78.8 Bert Jones, 1973-81  
 72.0 Jeff George, 1990-93

## HIGHEST RATING (SEASON-200 ATT)

121.1 Peyton Manning, 2004  
 104.1 Peyton Manning, 2005  
 102.5 Bert Jones, 1976  
 101.0 Peyton Manning, 2006  
 100.7 Jim Harbaugh, 1995  
 99.9 Peyton Manning, 2009  
 99.0 Peyton Manning, 2003  
 98.0 Peyton Manning, 2007  
 97.4 John Unitas, 1965  
 96.5 Andrew Luck, 2014  
 96.4 John Unitas, 1964

## HIGHEST RATING (ROOKIE-SEASON-100 ATT)

76.5 Andrew Luck, 2012  
 74.0 John Unitas, 1956  
 73.8 Jeff George, 1990  
 71.2 Peyton Manning, 1998  
 67.2 Chris Chandler, 1988  
 62.4 Mike Pagel, 1982

## RECEIVING

### MOST RECEPTIONS (CAREER)

1102 Marvin Harrison, 1996-08  
 1070 Reggie Wayne, 2001-14  
 631 Raymond Berry, 1955-67  
 427 Dallas Clark, 2003-11  
 411 Bill Brooks, 1986-92  
 363 Lenny Moore, 1956-67  
 356 Edgerrin James, 1999-05  
 333 Don McCauley, 1971-81  
 320 John Mackey, 1963-71  
 303 Jimmy Orr, 1961-70

### MOST RECEPTIONS (SEASON)

143 Marvin Harrison, 2002  
 115 Marvin Harrison, 1999  
 111 Reggie Wayne, 2010  
 109 Marvin Harrison, 2001  
 106 Reggie Wayne, 2012  
 104 Reggie Wayne, 2007  
 102 Marvin Harrison, 2000  
 100 Dallas Clark, 2009  
 100 Reggie Wayne, 2009  
 95 Marvin Harrison, 2006

### MOST RECEPTIONS (ROOKIE)

65 Bill Brooks, 1986  
 64 Marvin Harrison, 1996  
 62 Edgerrin James, 1999  
 60 Austin Collie, 2009  
 52 Andre Rison, 1989

## **MOST RECEPTIONS (ROOKIE) cont...**

52 Marshall Faulk, 1994  
 50 Randy McMillan, 1981  
 50 Jerome Pathon, 1998  
 50 T.Y. Hilton, 2012

## **MOST RECEPTIONS (GAME)**

15 Reggie Wayne at Jax, Oct. 3, 2010  
 14 Marvin Harrison at Cle, Dec. 26, 1999  
 14 Marvin Harrison vs. Dal, Nov. 17, 2002  
 14 Dallas Clark vs. Hou, Nov. 8, 2009  
 14 Reggie Wayne vs. Dal, Dec. 5, 2010  
 13 Lydell Mitchell vs. NYJ, Dec. 15, 1974  
 13 Joe Washington at K.C., Sept. 2, 1979  
 13 Marvin Harrison at S.D., Sept. 26, 1999  
 13 Marvin Harrison at NE, Oct. 22, 2000  
 13 Reggie Wayne vs. G.B., Oct. 7, 2012  
 12 (11 times) Last: Austin Collie at Den, Sept. 26, 2010

## **MOST RECEPTIONS (GAME) (ROOKIE)**

11 Randy McMillan vs. NYJ, Nov. 8, 1981  
 9 Randy McMillan at Mia, Nov. 1, 1981  
 9 Bill Brooks at NYJ, Nov. 16, 1986  
 8 Sean Dawkins vs. Dal, Oct. 10, 1993  
 8 Marshall Faulk vs. Was, Oct. 23, 1994  
 8 Austin Collie at Ten, Oct. 11, 2009

## **MOST CONSC. GAMES WITH RECEPTION**

190 Marvin Harrison, G1-1996/G16-2008  
 134 Reggie Wayne, G1-2006/G16-2014  
 77 Marshall Faulk, G1-1994/G16-1998  
 64 Dallas Clark, G1-2006/G6-2010  
 62 Jessie Hester, G3-1990/G16-1993  
 58 Jimmy Orr, G12-1961/G3-1963/G6-1963/G13-1965  
 47 Edgerrin James, G1-1999/G1-11-2002  
 45 Lenny Moore, G8-1957/G4-1961  
 44 Raymond Berry, G1-1959/G12-1961, G1-8, 1962  
 39 Bill Brooks, G8-1990/G16-1992

## **MOST GAMES WITH RECEPTIONS (CAREER)**

205 Reggie Wayne, 2001-14  
 190 Marvin Harrison, 1996-08  
 142 Raymond Berry, 1955-67  
 116 Lenny Moore, 1956-67  
 113 Don McCauley, 1971-81  
 111 John Mackey, 1963-71  
 104 Marcus Pollard, 1995-04  
 103 Bill Brooks, 1986-92  
 110 Dallas Clark, 2003-11

## **MOST GAMES 10+ RECEPTIONS (CAREER)**

16 Marvin Harrison, 1996-08  
 15 Reggie Wayne, 2001-14  
 11 Raymond Berry, 1955-67  
 3 Don McCauley, 1971-81  
 3 Lydell Mitchell, 1972-77  
 3 Joe Washington, 1978-80  
 3 Anthony Johnson, 1990-93  
 3 Dallas Clark, 2003-11  
 2 Austin Collie, 2009-12

## **MOST GAMES 10+ RECEPTIONS (CAREER) cont...**

2 T.Y. Hilton, 2012-14

## **MOST GAMES 10+ RECEPTIONS (SEASON)**

6 Marvin Harrison, 2002  
 3 Raymond Berry, 1960  
 3 Joe Washington, 1979  
 3 Marvin Harrison, 2000  
 3 Reggie Wayne (3), 2007,09-10  
 2 Raymond Berry (2), 1958-59  
 2 Lydell Mitchell, 1974  
 2 Anthony Johnson, 1991  
 2 Marvin Harrison (3), 1999,03-04  
 2 Austin Collie, 2010

## **MOST SEASONS LEADING TEAM (\*tied)**

9 Marvin Harrison, 1996-97,99-04,06  
 8 Raymond Berry, 1957-61,64-66  
 7 Reggie Wayne, 2005,07-08,09\*-12  
 4 Lydell Mitchell, 1974-77  
 4 Bill Brooks, 1987-89,91  
 3 Tom Mitchell, 1971-72,73\*  
 3 Marshall Faulk, 1994\*,95,98

## **MOST CONSC. SEASONS LEADING TEAM (\*tied)**

6 Marvin Harrison, 1999-04  
 6 Reggie Wayne, 2007-08,09\*-12  
 5 Raymond Berry, 1957-61  
 4 Lydell Mitchell, 1974-77  
 3 Raymond Berry, 1964-66  
 3 Tom Mitchell, 1971-72,73\*  
 3 Bill Brooks, 1987-89

## **MOST SEASONS 50+ RECEPTIONS**

12 Marvin Harrison, 1996-06,08  
 12 Reggie Wayne, 2003-12, 14  
 7 Raymond Berry, 1958-62, 65-66  
 6 Bill Brooks, 1986-91  
 5 Edgerrin James, 1999-00, 02-04

## **CONSC. SEASONS 50+ RECEPTIONS**

11 Marvin Harrison, 1996-06  
 10 Reggie Wayne, 2003-12  
 6 Bill Brooks, 1986-91  
 5 Raymond Berry, 1958-62  
 4 Lydell Mitchell, 1974-77  
 4 Jessie Hester, 1990-93  
 4 Sean Dawkins, 1994-97

## **MOST RECEPTIONS 2 PLAYERS (SEASON)**

204 Harrison (143)/James (61), 2002  
 200 Clark (100)/Wayne (100), 2009  
 181 Harrison (95)/Wayne (86), 2006  
 178 Wayne (111)/Garcon (67)/Tamme (67), 2010  
 177 Harrison (115)/James (62), 1999

## **MOST RECEPTIONS 3 PLAYERS (SEASON)**

260 Clark (100)/Wayne (100)/Collie (60), 2009

## **MOST RECEPTIONS 3 PLAYERS (SEASON) cont...**

253 Harrison (143)/James (61)/Wayne (49), 2002  
 245 Wayne (111)/Garcon (67)/Tamme (67), 2010  
 231 Harrison (86)/Wayne (77)/Stokely (68), 2004  
 221 Harrison (95)/Wayne (86)/Addai (40), 2006

## **TRIO OF 50+ SEASONAL RECEIVERS**

Brooks (63)/Rison (52)/Bentley (52), 1989  
 Bentley (71)/Brooks (62)/Hester (54), 1990  
 Langhorne (85)/Hester (64)/Johnson (55), 1993  
 Turner (52)/Faulk (52)/Dawkins (51), 1994  
 Harrison (64)/Faulk (56)/Dawkins (54), 1996  
 Faulk (86)/Harrison (59)/Pathon (50), 1998  
 Harrison (102)/James (63)/Pathon (50), 2000  
 Harrison (94)/Wayne (68)/James (51), 2003  
 Harrison (86)/Wayne (77)/Stokely (68)/James (51), 2004  
 Wayne (82)/Clark (77)/Harrison (60)/Gonzalez (57), 2008  
 Clark (100)/Wayne (100)/Collie (60)/Addai (51), 2009  
 Wayne (111)/Garcon (67)/Tamme (67)/Collie (58), 2010  
 Wayne (106)/Avery (60)/Hilton (50), 2012  
 Hilton (82)/Wayne (64)/Fleener (51), 2014

## **MOST YARDS (CAREER)**

14580 Marvin Harrison, 1996-08  
 14345 Reggie Wayne, 2001-14  
 9275 Raymond Berry, 1955-67  
 6039 Lenny Moore, 1956-67  
 5859 Jimmy Orr, 1961-70  
 5818 Bill Brooks, 1986-92  
 5126 John Mackey, 1963-71  
 4887 Dallas Clark, 2003-11  
 4770 Roger Carr, 1974-81  
 3684 Jim Mutscheller, 1954-61

## **MOST YARDS (SEASON)**

1722 Marvin Harrison, 2002  
 1663 Marvin Harrison, 1999  
 1524 Marvin Harrison, 2001  
 1510 Reggie Wayne, 2007  
 1413 Marvin Harrison, 2000  
 1366 Marvin Harrison, 2006  
 1355 Reggie Wayne, 2010  
 1355 Reggie Wayne, 2012  
 1345 T.Y. Hilton, 2014  
 1310 Reggie Wayne, 2006  
 1298 Raymond Berry, 1960  
 1272 Marvin Harrison, 2003  
 1264 Reggie Wayne, 2009  
 1210 Reggie Wayne, 2004  
 1146 Marvin Harrison, 2005  
 1145 Reggie Wayne, 2008  
 1131 Bill Brooks, 1986  
 1113 Marvin Harrison, 2004



## **MOST YARDS (SEASON) cont...**

1112 Roger Carr, 1976  
 1106 Dallas Clark, 2009  
 1083 T.Y. Hilton, 2013  
 1077 Brandon Stokley, 2004  
 1055 Reggie Wayne, 2005  
 1038 Reggie Langhorne, 1993

## **MOST YARDS (ROOKIE)**

1131 Bill Brooks, 1986  
 861 T.Y. Hilton, 2012  
 836 Marvin Harrison, 1996  
 820 Andre Rison, 1989  
 726 John Mackey, 1963

## **MOST YARDS (GAME)**

224 Raymond Berry at Was, Nov. 10, 1957  
 223 T.Y. Hilton at Hou, Oct. 9, 2014  
 212 Reggie Wayne vs. G.B., Oct. 7, 2012  
 210 Roger Carr at NYJ, Oct. 24, 1976  
 203 Reggie Langhorne at Was, Nov. 7, 1993  
 200 Reggie Wayne vs. Dal, Dec. 5, 2010  
 198 Roger Carr vs. Cin, Sept. 19, 1976  
 196 Marvin Harrison at S.D., Sept. 26, 1999  
 196 Reggie Wayne at Jax, Oct. 3, 2010  
 195 Raymond Berry at Dal, Oct. 30, 1960  
 187 Roger Carr at N.E., Sept. 18, 1978  
 186 Raymond Berry at Det, Oct. 23, 1960

## **MOST YARDS (ROOKIE-GAME)**

177 Bill Brooks at NYJ, Nov. 16, 1986  
 144 John Mackey vs. Min, Dec. 8, 1963  
 135 Andre Rison vs. Cle, Dec. 10, 1989  
 134 (4 times) Last: Donte Moncrief vs. Was, Nov. 30, 2014

## **MOST SEASONS LEADING TEAM**

9 Marvin Harrison, 1996-97,99-03,05-06  
 7 Reggie Wayne, 2004,07-12  
 5 Jimmy Orr, 1962-65,68  
 5 Bill Brooks, 1986-89,91  
 4 Raymond Berry, 1957,59-61  
 3 Roger Carr, 1976,78,80

## **MOST CONSC. SEASONS LEADING TEAM**

6 Reggie Wayne, 2007-12  
 5 Marvin Harrison, 1999-03  
 4 Jimmy Orr, 1962-65  
 4 Bill Brooks, 1986-89

## **MOST 100+ GAMES (CAREER)**

59 Marvin Harrison, 1996-08  
 43 Reggie Wayne, 2001-14  
 23 Raymond Berry, 1955-67  
 18 Jimmy Orr, 1961-70  
 17 Lenny Moore, 1956-67  
 16 T.Y. Hilton, 2012-14  
 10 Roger Carr, 1974-81  
 9 Bill Brooks, 1986-92  
 8 John Mackey, 1963-71  
 7 Dallas Clark, 2003-11  
 6 Jim Mutscheller, 1954-61  
 6 Glenn Doughty, 1972-79

## **MOST 100+ GAMES (CAREER) cont...**

6 Brandon Stokley, 2003-06  
 6 Pierre Garcon, 2009-11

## **MOST 100+ GAMES (SEASON)**

10 Marvin Harrison, 2002  
 9 Marvin Harrison, 1999  
 8 Marvin Harrison, 2000  
 7 Raymond Berry, 1960  
 6 Marvin Harrison (4), 2001,03,05-06  
 6 Reggie Wayne, 2007  
 6 T.Y. Hilton, 2014  
 5 Lenny Moore, 1958  
 5 Brandon Stokley, 2004  
 5 Reggie Wayne (2), 2006,09  
 5 T.Y. Hilton, 2012  
 5 T.Y. Hilton, 2013  
 4 Raymond Berry, 1959  
 4 Lenny Moore (2), 1959,60  
 4 Jimmy Orr, 1962  
 4 Marvin Harrison, 2004  
 4 Reggie Wayne (3), 2004,08,10

## **MOST 100+ GAMES (ROOKIE)**

5 T.Y. Hilton, 2012  
 3 Andre Rison, 1989  
 2 Ray Perkins, 1967  
 2 Bill Brooks, 1986  
 2 Marvin Harrison, 1996  
 2 Anthony Gonzalez, 2007  
 2 Donte Moncrief, 2014  
 1 Clark/Dawkins/Dilger/Hinton/  
 Johnson/Mackey/Wilkins/Rogers

## **MOST CONSC. 100+ GAMES (\*ROOKIE)**

6 Raymond Berry, G5-10, 1960  
 4 Marvin Harrison, G12-15, 1999  
 4 Marvin Harrison, G5-8, 2000  
 4 Marvin Harrison, G2-5, 2002  
 4 Marvin Harrison, G9-12, 2002  
 4 Marvin Harrison, G4-7, 2003  
 3 Marvin Harrison, G1-3, 1999  
 3 Marvin Harrison, G1-3, 2000  
 3 T.Y. Hilton, G6-8, 2014  
 \*ROOKIE: Bill Brooks,  
 G11-12, 1986; Marvin Harrison,  
 G14-15, 1996

## **MOST TOUCHDOWNS (CAREER)**

128 Marvin Harrison, 1996-08  
 82 Reggie Wayne, 2001-14  
 68 Raymond Berry, 1955-67  
 50 Jimmy Orr, 1961-70  
 48 Lenny Moore, 1956-67  
 46 Dallas Clark, 2003-11  
 40 Jim Mutscheller, 1954-61  
 38 John Mackey, 1963-71  
 35 Marcus Pollard, 1995-04  
 29 Roger Carr, 1974-81

## **MOST TOUCHDOWNS (SEASON)**

15 Marvin Harrison (2), 2001, 04  
 14 Raymond Berry, 1959  
 14 Marvin Harrison, 2000  
 12 Marvin Harrison (3), 1999, 2005-06  
 12 Reggie Wayne, 2004

## **MOST TOUCHDOWNS (SEASON) cont...**

11 Jimmy Orr, 1962  
 11 Roger Carr, 1976  
 11 Marvin Harrison, 2002  
 11 Dallas Clark, 2007  
 10 (7 times) Last: Dallas Clark/Reggie Wayne, 09

## **MOST TOUCHDOWNS (ROOKIE)**

8 Bill Brooks, 1986  
 8 Marvin Harrison, 1996  
 7 John Mackey, 1963  
 7 Austin Collie, 2009  
 7 T.Y. Hilton, 2012

## **MOST TOUCHDOWNS (GAME)**

3 Jim Mutscheller at GBM, Oct. 13, 1957  
 3 Raymond Berry at Dal, Oct. 30, 1960  
 3 Raymond Berry vs. G.B., Nov. 6, 1960  
 3 Lenny Moore vs. Min, Oct. 1, 1961  
 3 Jimmy Orr vs. Was, Dec. 8, 1962  
 3 Jimmy Orr vs. LA Rams, Oct. 4, 1964  
 3 Roger Carr vs. Cin, Sept. 19, 1976  
 3 Marvin Harrison at K.C., Dec. 15, 1996  
 3 Ken Dilger vs. Mia, Dec. 14, 1997  
 3 Marvin Harrison at S.F., Oct. 18, 1998  
 3 Marvin Harrison at N.E., Sept. 19, 1999  
 3 Marvin Harrison vs. Min, Dec. 24, 2000  
 3 Marvin Harrison vs. Buf, Sept. 23, 2001  
 3 Marvin Harrison vs. Mia, Nov. 11, 2001  
 3 Marvin Harrison at N.O., Sept. 28, 2003  
 3 Brandon Stokley at Det, Nov. 25, 2004  
 3 Marvin Harrison at Det, Nov. 25, 2004  
 3 Reggie Wayne at Den, Oct. 29, 2006  
 3 Dallas Clark vs. Den, Dec. 13, 2009  
 3 T.Y. Hilton at Hou, Nov. 3, 2013

## **MOST TOUCHDOWNS (ROOKIE-GAME)**

3 Marvin Harrison at K.C., Dec. 15, 1996  
 2 John Mackey vs. Min, Dec. 8, 1963  
 2 Preston Pearson at LA Rams, Dec. 15, 1968  
 2 Marshall Johnson at NYJ, Oct. 26, 1975  
 2 Anthony Gonzalez at Balt, Dec. 9, 2007  
 2 Austin Collie at Ten, Oct. 11, 2009  
 2 T.Y. Hilton at N.E., Nov. 18, 2012  
 2 Da'Rick Rogers at Cin, Dec. 8, 2013  
 2 Donte Moncrief vs. Was, Nov. 30, 2014

## **MOST GAMES WITH TOUCHDOWNS (CAREER)**

90 Marvin Harrison, 1996-08  
 73 Reggie Wayne, 2001-14  
 56 Raymond Berry, 1955-67  
 39 Lenny Moore, 1956-67  
 38 Dallas Clark, 2003-11  
 37 Jimmy Orr, 1961-70  
 34 Jim Mutscheller, 1954-61  
 33 John Mackey, 1963-71  
 33 Marcus Pollard, 1995-04  
 27 Bill Brooks, 1986-92

## **MOST GAMES WITH TOUCHDOWNS (SEASON)**

11 Marvin Harrison, 2004  
 10 Raymond Berry, 1959  
 10 Marvin Harrison, 2000



## **MOST GAMES WITH TOUCHDOWNS (SEASON) cont...**

10 Reggie Wayne, 2004  
 9 Marvin Harrison, 2001  
 9 Marvin Harrison, 2005  
 9 Reggie Wayne (2), 2007,09  
 8 (4 times) Last: Dallas Clark, 2007  
 7 (12 times) Last: Dallas Clark, 2009

## **MOST CONSC. GAMES RECEIVING TDS**

7 Raymond Berry, G8-12-1959/G2-1960  
 5 Jim Mutscheller, G12-1956/G4-1957  
 5 Jim Mutscheller, G11-12-1958/G3-1959  
 5 Raymond Berry, G10-11-1958/G3-1959  
 5 Jimmy Orr, G12-14-1962/G2-1963  
 5 Raymond Berry, G5-9, 1965  
 5 Marvin Harrison, G10-14, 2004  
 5 Dallas Clark, G2-6, 2007  
 5 Reggie Wayne, G3-7, 2009  
 4 (9 times) Last: Austin Collie, G1-4, 2010

## **MOST SEASONS LEADING TEAM (\*tied)**

11 Marvin Harrison, 1996-97,98\*,99-06  
 4 Raymond Berry, 1958-60,64\*  
 4 Glenn Doughty, 1973\*,74\*,75\*,77\*  
 3 (9 times) Last: Dallas Clark, 2007,08\*,09\*

## **MOST CONSC. SEASONS LEADING TEAM (\*tied)**

11 Marvin Harrison, 1996-97,98\*,99-06  
 3 Glenn Doughty, 1973\*,74\*,75\*  
 3 Raymond Berry, 1958-60  
 3 Jim Mutscheller 1955-57  
 3 Willie Richardson, 1967-68,69\*  
 3 Dallas Clark, 2007, 08\*,09\*

## **LONGEST RECEPTIONS**

90t Carr from Jones vs. NYJ, Nov. 16, 1975  
 89t Mackey from Unitas at LA Rams, Oct. 30, 1966  
 89t Carr from Jones at Buf, Nov. 9, 1975  
 88t Matte from Unitas vs. Atl, Sept. 17, 1967  
 87t Garcon from Painter at T.B., Oct. 3, 2011  
 86t Pollard from Manning at N.O., Nov. 18, 2001  
 85t Faulk from Harbaugh vs. Was, Oct. 23, 1994  
 84t Brooks from Trudeau at S.F., Oct. 5, 1986  
 84t Orr from Morrall at Atl, Sept. 22, 1968  
 83t Mackey from Unitas at Min, Sept. 18, 1966  
 82t Young from Shaw at G.B., Oct. 8, 1955  
 82t Moore from Unitas at S.F., Dec. 8, 1957  
 82t Verdin from Chandler at LA Rams, Sept. 17, 1989

## **LONGEST RECEPTIONS (ROOKIE)**

85t Faulk from Jim Harbaugh vs. Wash, Oct. 23, 1994

## **LONGEST RECEPTIONS (ROOKIE) cont...**

84t Brooks from Jack Trudeau at S.F., Oct. 5, 1986  
 80t Wilkins from Peyton Manning at Phil, Nov. 21, 1999  
 79t Moncrief from Andrew Luck vs. Was, Nov. 30, 2014  
 78t Womble from Garry Kerkorian vs. S.F., Nov. 28, 1954  
 74t Turner from Lamar McHan vs. Min, Dec. 16, 1962  
 72 Brown from Peyton Manning at Ari, Sept. 27, 2009  
 70t Hilton from Andrew Luck vs. Hou, Dec. 30, 2012

## **HIGHEST AVERAGE (CAREER-100 REC)**

19.3 Jimmy Orr, 1961-70  
 18.8 Roger Carr, 1974-81  
 17.1 Ray Butler, 1980-85  
 16.8 Jim Mutscheller, 1954-61  
 16.6 Lenny Moore, 1956-67  
 16.2 Glenn Doughty, 1972-79  
 15.4 T.Y. Hilton, 2012-14  
 15.3 Willie Richardson, 1963-69,71  
 14.7 Raymond Berry, 1955-67  
 14.4 Jessie Hester, 1990-93  
 14.3 Raymond Chester, 1973-77

## **HIGHEST AVERAGE (SEASON-30 REC)**

25.9 Roger Carr, 1976  
 21.7 Jimmy Orr, 1964  
 21.0 Roger Carr, 1978  
 20.8 Lenny Moore, 1960  
 20.7 John Mackey, 1963  
 20.4 John Mackey, 1964  
 18.9 Willie Richardson, 1968  
 18.8 Jimmy Orr, 1965  
 18.7 Lenny Moore, 1958  
 18.1 Ray Butler, 1981

## **HIGHEST AVERAGE (ROOKIE-30 REC)**

20.7 John Mackey, 1963  
 17.4 Bill Brooks, 1986  
 17.2 T.Y. Hilton, 2012  
 16.9 Ray Butler, 1980  
 15.8 Andre Rison, 1989  
 15.6 Anthony Gonzalez, 2007

## **HIGHEST AVERAGE (GAME-3 REC)**

48.8 Raymond Berry at Dal, Oct. 30, 1960  
 44.7 Donte Moncrief vs. Was, Nov. 30, 2014  
 42.0 Roger Carr at NYJ, Oct. 24, 1976  
 42.0 Marcus Pollard at N.O., Nov. 18, 2001  
 40.0 Torrance Small at Sea, Dec. 20, 1998  
 39.3 Lenny Moore vs. Chi, Oct. 4, 1958  
 36.3 Ray Butler vs. Mia, Sept. 27, 1981  
 36.3 Glenn Doughty at Det, Oct. 21, 1973  
 36.0 Bill Brooks vs. Den, Oct. 31, 1988  
 35.7 Lenny Moore vs Min, Nov. 15, 1964  
 35.0 Lenny Moore vs. Chi, Oct. 2, 1960  
 35.0 Marshall Johnson at NYJ, Oct. 26, 1975

## **HIGHEST AVERAGE (ROOKIE-GAME-3 REC)**

44.7 Donte Moncrief vs. Was, Nov. 30, 2014  
 35.0 Marshall Johnson at NYJ, Oct. 26, 1975  
 28.8 John Mackey vs. Min, Dec. 8, 1963  
 28.3 Royce Womble vs. S.F., Nov. 22, 1954  
 28.3 T.Y. Hilton vs. Jax, Sept. 23, 2012  
 28.0 John Mackey at Min, Nov. 17, 1963  
 27.8 Terrence Wilkins at Phil, Nov. 21, 1999  
 27.8 T.Y. Hilton vs. Hou, Dec. 30, 2012

## **1,000-YARD SEASONS**

8 Marvin Harrison, 1996-2008  
 8 Reggie Wayne, 2001-12  
 2 T.Y. Hilton, 2012-14  
 1 Raymond Berry, 1955-67  
 1 Roger Carr, 1974-81  
 1 Bill Brooks, 1986-92  
 1 Reggie Langhorne, 1992-93  
 1 Brandon Stokley, 2003-06  
 1 Dallas Clark, 2003-11

## **PLAYS FROM SCRIMMAGE MOST ATTEMPTS (CAREER)**

2544 Edgerrin James, 1999-05  
 1689 Lydell Mitchell, 1972-77  
 1686 Marshall Faulk, 1994-98  
 1451 Tom Matte, 1961-72  
 1432 Lenny Moore, 1956-67  
 1396 Eric Dickerson, 1987-91  
 1286 Joseph Addai, 2006-11  
 1154 Randy McMillan, 1981-86  
 1112 Marvin Harrison, 1996-08  
 1103 Don McCauley, 1971-81

## **MOST ATTEMPTS (SEASON)**

450 Edgerrin James, 2000  
 431 Edgerrin James, 1999  
 424 Eric Dickerson, 1988  
 410 Marshall Faulk, 1998  
 404 Edgerrin James, 2005  
 385 Edgerrin James, 2004  
 372 Lydell Mitchell, 1977  
 366 Marshall Faulk, 1994  
 361 Edgerrin James, 2003  
 349 Lydell Mitchell, 1975, 1976

## **MOST ATTEMPTS (ROOKIE)**

431 Edgerrin James, 1999  
 366 Marshall Faulk, 1994  
 267 Dominic Rhodes, 2001  
 266 Joseph Addai, 2006  
 240 Alan Ameche, 1955

## **MOST ATTEMPTS (GAME)**

42 Lydell Mitchell at NYJ, Oct. 20, 1974  
 42 Edgerrin James vs. NYJ, Nov. 16, 2003  
 39 Eric Dickerson vs. Buf, Dec. 18, 1988  
 39 Edgerrin James at Sea, Oct. 15, 2000  
 39 Edgerrin James at Jax, Dec. 11, 2005  
 38 Dominic Rhodes at Buf, Nov. 4, 2001  
 38 Edgerrin James vs. Mia, Sept. 15, 2002  
 37 Lydell Mitchell at Sea, Sept. 18, 1977

## **MOST ATTEMPTS (GAME) cont...**

37 Edgerrin James at Mia, Dec. 17, 2000  
 37 Edgerrin James at N.E., Nov. 7, 2005  
 36 Lydell Mitchell vs. Mia, Dec. 9, 1973  
 36 Lydell Mitchell vs. Mia, Dec. 14, 1975  
 36 Eric Dickerson vs. S.D., Nov. 8, 1987  
 36 Marshall Faulk at N.E., Sept. 13, 1998  
 36 Edgerrin James vs. NYJ, Nov. 12, 2000

## **MOST ATTEMPTS (ROOKIE-GAME)**

38 Dominic Rhodes at Buf, Nov. 4, 2001  
 34 Edgerrin James vs. Dal, Oct. 31, 1999  
 33 Rodney Culver at N.E., Dec. 6, 1992  
 33 Edgerrin James at N.E., Sept. 19, 1999  
 33 Dominic Rhodes vs. S.F., Nov. 25, 2001  
 33 Dominic Rhodes vs. Den, Jan. 6, 2002

## **MOST SEASONS 200+ ATTEMPTS**

6 Edgerrin James, 1999-00,02-05  
 5 Lydell Mitchell, 1973-77  
 5 Marshall Faulk, 1994-98  
 4 Eric Dickerson, 1987-89,91  
 3 Tom Matte, 1968-69,71  
 3 Curtis Dickey, 1980-81,83  
 3 Randy McMillan, 1983,85-86  
 3 Joseph Addai, 2006-07,09

## **CONSC. SEASONS 200+ ATTEMPTS**

5 Lydell Mitchell, 1973-77  
 5 Marshall Faulk, 1994-98  
 4 Edgerrin James, 2002-05  
 3 Eric Dickerson, 1987-89  
 2 Addai/Ameche/Dickey/James/Matte/  
 McMillan/Washington

## **MOST YARDS (CAREER)**

14608 Marvin Harrison, 1996-08  
 14345 Reggie Wayne, 2001-14  
 12065 Edgerrin James, 1999-05  
 11213 Lenny Moore, 1956-67  
 9275 Raymond Berry, 1955-67  
 8124 Marshall Faulk, 1994-98  
 8010 Lydell Mitchell, 1972-77  
 7515 Tom Matte, 1961-72  
 6276 Eric Dickerson, 1987-91  
 5901 Joseph Addai, 2006-11  
 5894 Bill Brooks, 1986-92

## **MOST YARDS (SEASON)**

2303 Edgerrin James, 2000  
 2227 Marshall Faulk, 1998  
 2139 Edgerrin James, 1999  
 2036 Eric Dickerson, 1988  
 2031 Edgerrin James, 2004  
 1843 Edgerrin James, 2005  
 1804 Marshall Faulk, 1994  
 1779 Lydell Mitchell, 1977  
 1755 Lydell Mitchell, 1976  
 1737 Lydell Mitchell, 1975  
 1732 Marvin Harrison, 2002  
 1667 Marvin Harrison, 1999  
 1634 Joe Washington, 1979  
 1605 Curtis Dickey, 1983

## **MOST YARDS (ROOKIE)**

2139 Edgerrin James, 1999  
 1804 Marshall Faulk, 1994  
 1406 Joseph Addai, 2006  
 1328 Dominic Rhodes, 2001  
 1136 Bill Brooks, 1986  
 1102 Alan Ameche, 1955

## **MOST YARDS (GAME)**

267 Marshall Faulk at Balt, Nov. 29, 1998  
 240 Anthony Johnson vs. N.E., Nov. 15, 1992  
 229 Eric Dickerson vs. T.B., Dec. 27, 1987  
 228 Edgerrin James at Sea, Oct. 15, 2000  
 226 Joseph Addai vs. N.E., Nov. 4, 2007  
 224 Raymond Berry at Was, Nov. 10, 1957  
 223 T.Y. Hilton at Hou, Oct. 9, 2014  
 222 Marshall Faulk vs. St.L. Rams, Oct. 1, 1995  
 220 Marshall Faulk at NYJ, Dec. 7, 1997  
 220 Edgerrin James vs. Mia, Sept. 15, 2002  
 219 Lydell Mitchell vs. K.C., Nov. 30, 1975  
 217 Lenny Moore vs. Phil, Nov. 21, 1965  
 216 Alan Ameche vs. LA Rams, Nov. 25, 1956  
 216 Lydell Mitchell at S.D., Nov. 7, 1976  
 215 Edgerrin James at Chi, Nov. 21, 2004  
 213 Marshall Faulk vs. Was, Oct. 23, 1994  
 212 Lenny Moore vs. G.B., Oct. 28, 1956  
 212 Reggie Wayne vs. G.B., Oct. 7, 2012  
 210 Lenny Moore vs. Chi, Oct. 29, 1961  
 210 Roger Carr at NYJ, Oct. 24, 1976  
 209 Edgerrin James vs. Dal, Oct. 31, 1999  
 208 Lenny Moore at NYG, Nov. 9, 1958  
 208 Joseph Addai vs. Phil, Nov. 26, 2006  
 207 Eric Dickerson vs. Hou, Sept. 4, 1988  
 207 Edgerrin James vs. Min, Dec. 24, 2000  
 206 Edgerrin James at Hou, Dec. 28, 2003  
 203 Reggie Langhorne at Was, Oct. 7, 1993  
 202 George Wonsley vs. Det, Sept. 22, 1985  
 200 Marvin Harrison at S.D., Sept. 26, 1999  
 200 Reggie Wayne vs. Dal, Dec. 5, 2010

## **MOST YARDS (ROOKIE-GAME)**

213 Marshall Faulk vs. Was, Oct. 23, 1994  
 212 Lenny Moore vs. G.B., Oct. 28, 1956  
 209 Edgerrin James vs. Dal, Oct. 31, 1999  
 208 Joseph Addai vs. Phil, Nov. 26, 2006  
 199 Edgerrin James vs. K.C., Nov. 7, 1999  
 199 Edgerrin James at Phil, Nov. 21, 1999  
 194 Alan Ameche vs. Chi, Sept. 25, 1955

## **MOST 1000+ SEASONS**

8 Marvin Harrison, 1999-06  
 8 Reggie Wayne, 2004-12  
 6 Lenny Moore, 1957-61,64  
 6 Edgerrin James, 1999-00,02-05  
 5 Lydell Mitchell, 1973-77  
 5 Marshall Faulk, 1994-98  
 3 Tom Matte, 1963,67,69  
 3 Curtis Dickey, 1980-81,83  
 3 Eric Dickerson, 1987-89

## **MOST 1000+ SEASONS cont...**

3 Joseph Addai, 2006-07,09  
 2 T.Y. Hilton, 2012-14

## **MOST CONSC. 1000+ SEASONS**

8 Marvin Harrison, 1999-06  
 7 Reggie Wayne, 2004-10  
 5 Lenny Moore, 1957-61  
 5 Lydell Mitchell, 1973-77  
 5 Marshall Faulk, 1994-98  
 4 Edgerrin James, 2002-05  
 3 Eric Dickerson, 1987-89  
 2 T.Y. Hilton, 2013-14

## **MOST 100+ GAMES (CAREER)**

75 Edgerrin James, 1999-05  
 59 Marvin Harrison, 1996-07  
 47 Lenny Moore, 1956-67  
 43 Reggie Wayne, 2001-14  
 42 Lydell Mitchell, 1972-77  
 38 Marshall Faulk, 1994-98  
 29 Eric Dickerson, 1987-91  
 24 Raymond Berry, 1955-67  
 22 Tom Matte, 1961-72  
 19 Joseph Addai, 2006-11  
 18 Jimmy Orr, 1961-70  
 18 Curtis Dickey, 1980-85

## **MOST 100+ GAMES (SEASON)**

15 Edgerrin James, 2000  
 13 Marshall Faulk, 1998  
 13 Edgerrin James, 2004  
 13 Edgerrin James, 2005  
 12 Edgerrin James, 1999  
 11 Lydell Mitchell, 1976  
 11 Lydell Mitchell, 1977  
 10 Lydell Mitchell, 1975  
 10 Eric Dickerson, 1988  
 10 Marvin Harrison, 2002  
 10 Edgerrin James, 2003

## **MOST 100+ GAMES (ROOKIE)**

12 Edgerrin James, 1999  
 9 Marshall Faulk, 1994  
 6 Joseph Addai, 2006  
 5 Dominic Rhodes, 2001  
 5 T.Y. Hilton, 2012  
 4 Randy McMillan, 1981  
 3 Ameche/Dickey/Lorick/Potts/Rison  
 2 Brooks/Culver/Gonzalez/Harrison/Moore/  
 Perkins/Vessels/Moncrief

## **MOST CONSC. 100+ GAMES**

16 Lydell Mitchell, G8-14-1975/G1-9-1976  
 13 Edgerrin James, G1-13, 2005  
 12 Edgerrin James, G1-12, 2000  
 10 Edgerrin James, G4-13, 2004  
 9 Marshall Faulk, G6-14, 1998  
 9 Edgerrin James, G7-15, 1999  
 7 Tom Matte, G5-11, 1969  
 6 Raymond Berry, G5-10, 1960  
 6 Edgerrin James, G4-6-2001/G1-3-2002  
 5 Eric Dickerson, G14-16-1988/G1-2-1989  
 5 Marshall Faulk, G-14-16-1997/G1-2-1998

## **MOST CONSC. 100+ GAMES cont...**

5 Edgerrin James, G14-16-2000/G1-2-2001  
 5 Edgerrin James, G10-14, 2003  
 4 Addai/Dickerson (2)/Dickey/Faulk/Harrison (5)/James/Mitchell (2)/Moore (2)

## **MOST CONSC. 100+ GAMES (ROOKIE)**

9 Edgerrin James, G7-15, 1999  
 3 Marshall Faulk, G8-10, 1994  
 3 Tony Lorick, G7-9, 1964  
 2 Addai/Ameche/Brooks/Harrison/McMillan/Moore/Rhodes

## **MOST 150+ GAMES (CAREER)**

25 Edgerrin James, 1999-05  
 16 Lenny Moore, 1956-67  
 13 Marshall Faulk, 1994-98  
 12 Eric Dickerson, 1987-91  
 11 Lydell Mitchell, 1972-77  
 10 Marvin Harrison, 1996-07  
 8 Raymond Berry, 1955-67  
 7 Reggie Wayne, 2001-14  
 6 Albert Bentley, 1985-91  
 4 Jimmy Orr, 1961-70  
 4 Tom Matte, 1961-72  
 4 T.Y. Hilton, 2012-14  
 3 Addai/Ameche/Carr/Dickey/Rhodes/Washington

## **MOST 150+ GAMES (SEASON)**

7 Edgerrin James, 2000  
 6 Marshall Faulk, 1998  
 5 Lenny Moore, 1958  
 5 Eric Dickerson, 1988  
 5 Edgerrin James, 2004  
 4 Eric Dickerson, 1989  
 4 Edgerrin James, 1999  
 3 (9 times) Last: T.Y. Hilton, 2014

## **MOST 150+ GAMES (ROOKIE)**

4 Edgerrin James, 1999  
 3 Marshall Faulk, 1994  
 3 Dominic Rhodes, 2001  
 2 Alan Ameche, 1955  
 1 Addai/Brooks/McMillan/Moore

## **MOST 1500+ SEASONS**

5 Edgerrin James, 1999-00, 03-05  
 4 Marshall Faulk, 1994-95, 97-98  
 3 Lydell Mitchell, 1975-77  
 3 Marvin Harrison, 1999, 01-02  
 2 Eric Dickerson, 1988-89  
 1 Lenny Moore, 1958  
 1 Joe Washington, 1979  
 1 Curtis Dickey, 1983  
 1 Reggie Wayne, 2007

## **PCT. OF NET YARDAGE SEASONAL LEADERS**

43.5 Marshall Faulk, 1998 (2227-5116)  
 41.8 Eric Dickerson, 1988 (2036-4870)  
 40.9 Marshall Faulk, 1994 (1804-4413)  
 38.8 Lydell Mitchell, 1977 (1779-4588)  
 38.6 Lydell Mitchell, 1975 (1737-4498)  
 37.5 Edgerrin James, 2000 (2303-6141)

## **PCT. OF NET YARDAGE SEASONAL LEADERS cont...**

37.4 Edgerrin James, 1999 (2139-5726)  
 33.9 Lydell Mitchell, 1974 (1301-3843)  
 33.8 Lenny Moore, 1958 (1536-4539)  
 33.7 Joe Washington, 1979 (1634-4846)  
 33.7 Lydell Mitchell, 1976 (1755-5236)  
 32.5 Joe Washington, 1978 (1333-4107)  
 32.0 Curtis Dickey, 1983 (1605-5018)

## **SACKS \*(SINCE 1982)**

### **MOST (CAREER)**

111.0 Robert Mathis, 2003-13  
 107.5 Dwight Freeney, 2002-12  
 50.0 Duane Bicket, 1985-93  
 40.0 Donnell Thompson, 1981-91  
 37.0 Chad Bratzke, 1999-03

### **MOST (SEASON)**

19.5 Robert Mathis, 2013  
 16.0 Dwight Freeney, 2004  
 13.5 Dwight Freeney, 2009  
 13.0 Dwight Freeney, 2002  
 12.0 Chad Bratzke, 1999  
 11.5 Johnie Cooks, 1984  
 11.5 Robert Mathis, 2005  
 11.5 Robert Mathis, 2008  
 11.0 (4 times) Last: Robert Mathis, 2010

### **MOST (ROOKIE)**

13.0 Dwight Freeney, 2002  
 11.0 Vernon Maxwell, 1983  
 6.5 Jonathan Newsome, 2014  
 6.0 Duane Bickett, 1985  
 5.0 Jon Hand, 1986  
 4.5 Ellis Johnson, 1995

### **MOST (GAME)**

4.5 Johnie Cooks at LA Raid, Nov. 25, 1984  
 4.0 Chip Banks vs. Cle, Sept. 6, 1992  
 4.0 Duane Bickett at NYJ, Nov. 1, 1987  
 3.5 Duane Bickett at N.E., Dec. 6, 1992  
 3.0 (20 times) Last: Robert Mathis at Jax, Sept. 29, 2013

### **MOST (ROOKIE-GAME)**

3.0 Vernon Maxwell vs. Den, Sept. 11, 1983  
 2.0 (10 times) Last: Jonathan Newsome at Ten, Dec. 28, 2014

### **MOST GAMES SACKS (CAREER)**

85 Robert Mathis, 2003-13  
 81 Dwight Freeney, 2002-12  
 38 Duane Bickett, 1985-93  
 38 Donnell Thompson, 1982-91  
 32 John Hand, 1986-93

### **MOST GAMES SACKS (SEASON)**

12 Robert Mathis, 2013  
 11 Dwight Freeney, 2009  
 11 Robert Mathis, 2005  
 10 Dwight Freeney, 2002  
 9 Dwight Freeney, 2004

## **MOST GAMES SACKS (SEASON) cont...**

9 Dwight Freeney, 2005

## **MOST GAMES MULTI-SACKS (CAREER)**

27 Robert Mathis, 2003-13  
 25 Dwight Freeney, 2002-12  
 10 Duane Bickett, 1986-93  
 10 Chad Bratzke, 1999-01  
 6 (4 times) Last: Ellis Johnson, 1997-01

## **MOST GAMES MULTI-SACKS (SEASON)**

7 Robert Mathis, 2013  
 5 Chad Bratzke, 1999  
 5 Dwight Freeney, 2004  
 4 Robert Mathis, 2006  
 4 Robert Mathis, 2008  
 3 (14 times) Last: Jonathan Newsome, 2014

## **INTERCEPTIONS**

### **MOST (CAREER)**

57 Bobby Boyd, 1960-68  
 37 Don Shinnick, 1957-68  
 34 Jerry Logan, 1963-72  
 34 Eugene Daniel, 1984-96  
 32 Andy Nelson, 1957-63  
 31 Rick Volk, 1967-75  
 27 Milt Davis, 1957-60  
 27 Mike Prior, 1987-92  
 25 Stan White, 1972-79  
 24 Bert Rechichar, 1953-59

### **MOST (SEASON)**

11 Tom Keane, 1953  
 10 Milt Davis, 1957  
 10 Lyle Blackwood, 1977  
 9 Bobby Boyd, 1964  
 9 Bobby Boyd, 1965  
 8 Andy Nelson, 1958  
 8 Ray Brown, 1958  
 8 Bobby Boyd, 1968  
 8 Charlie Stukes, 1971  
 8 Stan White, 1975  
 8 Eugene Daniel, 1985  
 8 Ray Buchanan, 1994

### **MOST (ROOKIE)**

10 Milt Davis, 1957  
 8 Ray Brown, 1958  
 7 Bobby Boyd, 1960  
 6 Rick Volk, 1967  
 6 Eugene Daniel, 1984

### **MOST (GAME)**

3 Bert Rechichar vs. Chi, Sept. 27, 1953  
 3 Tom Keane at Phil, Nov. 15, 1953  
 3 Tom Keane at LA Rams, Dec. 4, 1954  
 3 Gary Glick at Was, Nov. 26, 1961  
 3 Jerry Logan at NYJ, Oct. 18, 1970  
 3 Jackie Wallace at N.E., Sept. 12, 1976  
 3 Lyle Blackwood vs. NYJ, Nov. 20, 1977  
 3 Eugene Daniel vs. G.B., Oct. 27, 1985  
 3 Leonard Coleman vs. N.O., Oct. 12, 1986  
 3 Mike Prior vs. Pho, Dec. 20, 1992



## **MOST (ROOKIE-GAME)**

2 (15 times) Most: Milt Davis (3)/Ray Brown (3)/Bobby Boyd (2)/  
Last: Clint Session at S.D., Nov. 11, 2007

## **MOST GAMES INTERCEPTIONS (CAREER)**

48 Bobby Boyd, 1960-68  
31 Jerry Logan, 1963-72  
30 Eugene Daniel, 1984-96  
29 Rick Volk, 1967-75  
28 Don Shinnick, 1957-68  
26 Andy Nelson, 1957-63  
24 Mike Prior, 1987-92  
21 Bert Rechichar, 1953-59  
21 Milt Davis, 1957-60  
20 Stan White, 1972-79

## **MOST GAMES INTERCEPTIONS (SEASON)**

8 Bobby Boyd, 1964  
7 Tom Keane, 1953  
7 Milt Davis, 1957  
7 Bobby Boyd, 1962, 65  
7 Ray Buchanan, 1994  
6 (Many times) Last: Mike Prior, 1992

## **MOST GAMES INTERCEPTIONS (ROOKIE)**

7 Milt Davis, 1957  
6 Eugene Daniel, 1984  
5 Ray Brown, 1958  
5 Bobby Boyd, 1960  
5 Rick Volk, 1967

## **MOST CONSC. GAMES INTERCEPTIONS (CAREER)**

5 Ray Buchanan, G10-14, 1994  
4 Carl Taseff, G8-11, 1958  
4 Don Shinnick, G11-12-1959/G1-2-1960  
4 Charlie Stukes, G2-5, 1971  
3 (24 times) Last: Ray Buchanan, G12-14, 1994

## **MOST CONSC. GAMES INTERCEPTIONS (ROOKIE)**

3 Milt Davis, G1-3, 1957  
3 Don Shinnick, G1-3, 1957  
3 Eugene Daniel, G13-15, 1984  
2 (Many times) Last: Jason David, G12-13, 2004

## **MOST GAMES 2+ INTERCEPTIONS (CAREER)**

9 Bobby Boyd, 1960-68  
9 Don Shinnick, 1957-68  
6 Milt Davis, 1957-60  
6 Andy Nelson, 1957-63  
5 Stan White, 1972-79  
4 Tom Keane, 1953-54  
4 Charlie Stukes, 1967-72  
3 Blackwood/Brown/Daniel/June/Thompson

## **MOST GAMES 2+ INTERCEPTIONS (ROOKIE)**

3 Milt Davis, 1957  
3 Ray Brown, 1958  
2 Bobby Boyd, 1960  
1 Braziel/Daniel/Eggers/Jones/Nelson/Session/Volk

## **MOST YARDS RETURNED (CAREER)**

994 Bobby Boyd, 1960-68  
518 Rick Volk, 1967-75  
418 Eugene Daniel, 1984-96  
410 Milt Davis, 1957-60  
397 Jerry Logan, 1963-72  
379 Bruce Laird, 1972-81  
372 Lyle Blackwood, 1977-80  
365 Andy Nelson, 1957-63  
351 Mike Prior, 1987-92  
348 Stan White, 1972-79

## **MOST YARDS RETURNED (SEASON)**

225 Keith Taylor, 1989  
221 Ray Buchanan, 1994  
219 Milt Davis, 1957  
199 Andy Nelson, 1958  
185 Bobby Boyd, 1964  
163 Bobby Boyd, 1962  
163 Lyle Blackwood, 1977  
160 Bobby Boyd, 1968  
154 Rick Volk, 1968  
149 Ray Brown, 1958

## **MOST YARDS RETURNED (ROOKIE)**

219 Milt Davis, 1957  
149 Ray Brown, 1958  
145 Rick Volk, 1967  
132 Bobby Boyd, 1960  
94 James Burroughs, 1982

## **MOST YARDS RETURNED (GAME) \*ROOKIE**

121 \* Milt Davis at Chi, Nov. 17, 1957  
116 Andy Nelson vs. G.B., Nov. 2, 1958  
113 Ray Buchanan at N.E., Dec. 11, 1994  
107 Kelvin Hayden vs. Cin, Dec. 7, 2008  
97 Eugene Daniel vs. NYJ, Oct. 29, 1995  
94 \* Rick Volk at Chi, Oct. 8, 1967  
94 \* James Burroughs at Min, Dec. 12, 1982  
90 Rick Volk at S.F., Oct. 13, 1968  
90 \* Steve Emtman at Mia, Oct. 25, 1992  
84 \* Bobby Boyd vs. Det, Dec. 4, 1960

## **HIGHEST RETURN AVERAGE (CAREER-12 INT)**

22.5 Jason Belser, 1992-00  
22.2 Ray Buchanan, 1993-94  
19.9 Bruce Laird, 1972-81  
19.6 Lyle Blackwood, 1977-80  
18.3 Ray Brown, 1958-60  
17.4 Bobby Boyd, 1960-68  
16.7 Rick Volk, 1967-75  
15.2 Milt Davis, 1957-60  
14.0 Don Shula, 1953-56

## **HIGHEST RETURN AVERAGE (SEASON-3 INT)**

47.3 Eugene Daniel, 1995  
45.0 Kelvin Hayden, 2008  
36.5 Lyle Blackwood, 1978  
32.1 Keith Taylor, 1989  
32.0 Gary Brackett, 2007  
31.5 Jackie Wallace, 1975  
30.3 Nick Harper, 2003  
27.6 Ray Buchanan, 1994  
25.7 Wendell Harris, 1965  
25.7 Rick Volk, 1968

## **HIGHEST RETURN AVERAGE (ROOKIE-3 INT)**

24.2 Rick Volk, 1967  
21.9 Milt Davis, 1957  
18.9 Bobby Boyd, 1960  
18.6 Ray Brown, 1958  
17.7 Jacob Lacey, 2009

## **HIGHEST RETURN AVERAGE (GAME-2INT) \*ROOKIE**

60.5 \* Milt Davis at Chi, Nov. 17, 1957  
58.0 Andy Nelson vs. G.B., Nov. 2, 1958  
56.5 Ray Buchanan at N.E., Dec. 11, 1994  
53.5 Kelvin Hayden vs. Cin, Dec. 7, 2008  
42.0 \* Bobby Boyd vs. Det, Dec. 4, 1960  
41.0 Keith Taylor vs. Buf, Oct. 8, 1989  
39.5 \* Milt Davis at S.F., Dec. 8, 1957  
37.0 Gary Brackett at Balt, Dec. 9, 2007  
31.5 Wendell Harris vs. Det, Oct. 10, 1965  
31.0 Darius Butler at Jax, Nov. 8, 2012  
27.5 \* Ray Brown vs. Chi, Oct. 4, 1958  
27.5 Bobby Boyd vs. Atl, Dec. 1, 1968

## **LONGEST RETURN (\*ROOKIE)**

97t Eugene Daniel vs. NYJ, Oct. 29, 1995  
94t \* Rick Volk at Chi, Oct. 8, 1967  
94t \* James Burroughs at Min, Dec. 12, 1982  
90t Rick Volk at S.F., Oct. 13, 1968  
90t \* Steve Emtman at Mia, Oct. 25, 1992  
90t Ray Buchanan at N.E., Dec. 11, 1994  
85t Kelvin Hayden vs. Cin, Dec. 7, 2008  
83t Matt Giordano vs. N.O., Sept. 6, 2007  
80t John Holt vs. S.D., Nov. 30, 1986  
80t Keith Taylor vs. Buf, Oct. 8, 1989

## **MOST TOUCHDOWNS (CAREER)**

5 Jerry Logan, 1963-72  
4 Bobby Boyd, 1960-68  
3 Milt Davis, 1957-60  
3 Andy Nelson, 1957-63  
3 Ray Buchanan, 1993-94  
3 Eugene Daniel, 1984-96  
3 Jason Belser, 1992-00  
3 Kelvin Hayden, 2005-10  
3 Darius Butler, 2012-13  
2 Blackwood/Burris/Curtis/Haymond/June/Lyles/Wallace/White/Powers/Lacey

## **MOST TOUCHDOWNS (SEASON) \*ROOKIE**

3 Ray Buchanan, 1994  
2 \* Milt Davis, 1957



## **MOST TOUCHDOWNS (SEASON)**

### **\*ROOKIE cont...**

2 Jerry Logan, 1965, 70  
 2 Jackie Wallace, 1975  
 2 Lyle Blackwood, 1978  
 2 Jason Belser, 1996  
 2 Cato June, 2005  
 2 Kelvin Hayden, 2010

\*ROOKIES with 1 (Braziel/Burroughs/  
 David/Emtman/Hutchins/Lacey/Volk)

## **CONSC. GAMES WITH TOUCHDOWNS**

2 Ray Buchanan, G13-14, 1994

## **PUNTING**

### **MOST (CAREER)**

985 Rohn Stark, 1982-94  
 838 David Lee, 1966-78  
 577 Hunter Smith, 1999-08  
 435 Pat McAfee, 2009-14  
 277 Chris Gardocki, 1995-98  
 232 Tom Gilburg, 1961-65  
 119 Cotton Davidson, 1954, 57  
 99 Bucky Dilts, 1979  
 95 Ray Brown, 1958-60  
 82 Mike Bragg, 1980

### **MOST (SEASON)**

99 Bucky Dilts, 1979  
 98 Rohn Stark, 1984  
 92 David Lee, 1978  
 91 Rohn Stark, 1983  
 88 Pat McAfee, 2011  
 86 David Lee, 1975  
 83 Rohn Stark, 1992, 93  
 82 David Lee, 1977  
 82 Mike Bragg, 1980  
 82 Rohn Stark, 1991

### **MOST (ROOKIE)**

72 Cotton Davidson, 1954  
 64 Pat McAfee, 2009  
 58 Hunter Smith, 1999  
 54 Ray Brown, 1958  
 51 Dave Sherer, 1959  
 49 David Lee, 1966

### **MOST (GAME)**

12 David Lee at NYJ, Sept. 25, 1977  
 12 Chris Gardocki at Buf, Oct. 6, 1996  
 11 Cotton Davidson at Chi, Oct. 10, 1954  
 11 Joe Don Looney at S.F., Nov. 29, 1964  
 11 David Lee at Mia, Nov. 11, 1973  
 11 David Lee at N.E., Oct. 19, 1975  
 10 Ray Brown at S.F., Dec. 18, 1960  
 10 David Lee at Buf, Dec. 1, 1974  
 10 David Lee at NYG, Dec. 7, 1975  
 10 Bucky Dilts at K.C., Sept. 2, 1979  
 10 Rohn Stark at Den, Dec. 11, 1983  
 10 Rohn Stark at LA Raid, Nov. 25, 1984  
 10 Rohn Stark at N.E., Oct. 2, 1988  
 10 Rohn Stark at N.E., Dec. 8, 1991

### **MOST (ROOKIE-GAME)**

11 Cotton Davidson at Chi, Oct. 10, 1954  
 11 Joe Don Looney at S.F., Nov. 29, 1964

## **MOST (ROOKIE-GAME) cont...**

9 Ray Brown at Chi, Nov. 16, 1958  
 9 David Lee vs. LA Rams, Nov. 27, 1966  
 8 (3 times) Last: Cotton Davidson vs.  
 Det., Nov. 6, 1954

## **MOST PUNT YARDS (CAREER)**

43162 Rohn Stark, 1982-94  
 34019 David Lee, 1966-78  
 25040 Hunter Smith, 1999-08  
 19906 Pat McAfee, 2009-14  
 12403 Chris Gardocki, 1995-98

## **MOST PUNT YARDS (SEASON)**

4383 Rohn Stark, 1984  
 4124 Rohn Stark, 1983  
 4098 Pat McAfee, 2011  
 3716 Rohn Stark, 1992  
 3657 Bucky Dilts, 1979  
 3595 Rohn Stark, 1993  
 3584 Rohn Stark, 1985  
 3583 Chris Gardocki, 1998  
 3520 Pat McAfee, 2012  
 3513 David Lee, 1978  
 3499 Pat McAfee, 2013  
 3492 Rohn Stark, 1991  
 3432 Rohn Stark, 1986

## **MOST PUNT YARDS (ROOKIE)**

2837 Pat McAfee, 2009  
 2678 Cotton Davidson, 1954  
 2467 Hunter Smith, 1999  
 2233 David Lee, 1966  
 2132 Dave Sherer, 1959

## **MOST PUNT YARDS (GAME)**

551 Chris Gardocki at Buf, Oct. 6, 1996  
 462 Rohn Stark at Den, Dec. 11, 1983  
 456 Rohn Stark at N.E., Oct. 2, 1988  
 451 Pat McAfee vs. Atl, Nov. 6, 2011  
 445 Joe Don Looney at S.F., Nov. 29, 1964  
 444 Rohn Stark at LA Raid, Nov. 25, 1984  
 440 Pat McAfee vs. Den, Oct. 20, 2013  
 425 Cotton Davidson at Chi, Oct. 10, 1954  
 423 Bucky Dilts at K.C., Sept. 2, 1979  
 413 Rohn Stark at N.E., Dec. 8, 1991  
 409 David Lee vs. LA Rams, Nov. 27, 1966  
 406 Pat McAfee vs. Mia, Sept. 15, 2013  
 405 Ray Brown at Chi, Nov. 16, 1958

## **MOST PUNT YARDS (GAME-ROOKIE)**

445 Joe Don Looney at S.F., Nov. 29, 1964  
 425 Cotton Davison at Chi, Oct. 10, 1954  
 409 David Lee vs. LA Rams, Nov. 27, 1966  
 405 Ray Brown at Chi, Nov. 16, 1958  
 339 Pat McAfee vs. N.E., Nov. 15, 2009

## **HIGHEST AVERAGE (CAREER-75 MIN)**

45.8 Pat McAfee, 2009-14  
 44.8 Chris Gardocki, 1995-98  
 43.8 Rohn Stark, 1982-94  
 43.4 Hunter Smith, 1999-08  
 41.4 Tom Gilburg, 1961-65  
 40.6 David Lee, 1966-78  
 39.4 Mike Garrett, 1981  
 39.2 Ray Brown, 1958-60

## **HIGHEST AVERAGE (CAREER-75 MIN) cont...**

39.1 Mike Bragg, 1980  
 36.9 Bucky Dilts, 1979

## **HIGHEST AVERAGE (SEASON-32 MIN)**

48.2 Pat McAfee, 2012  
 46.7 Pat McAfee, 2014  
 46.6 Pat McAfee, 2011  
 46.0 Pat McAfee, 2013  
 45.9 Rohn Stark, 1985  
 45.7 Chris Gardocki, 1996  
 45.6 David Lee, 1966  
 45.4 Chris Gardocki, 1998  
 45.3 Rohn Stark, 1983  
 45.3 Chris Gardocki, 1997  
 45.3 David Lee, 1969  
 45.2 Rohn Stark, 1986  
 45.2 Hunter Smith, 2004  
 44.8 Rohn Stark, 1992

## **HIGHEST AVERAGE (ROOKIE-32 MIN)**

45.6 David Lee, 1966  
 44.4 Rohn Stark, 1982 (9-game season)  
 44.3 Pat McAfee, 2009  
 43.0 Tom Gilburg, 1961  
 42.5 Hunter Smith, 1999

## **HIGHEST AVERAGE (GAME-3 MIN)**

### **\*ROOKIE**

57.7 Hunter Smith at Hou, Sept. 23, 2007  
 56.7 Pat McAfee vs. N.E., Nov. 16, 2014  
 56.5 Hunter Smith at K.C., Sept. 3, 2000  
 56.3 \* David Lee vs. S.F., Sept. 25, 1966  
 56.2 Rohn Stark vs. Den, Oct. 13, 1985  
 55.4 Pat McAfee vs. K.C., Oct. 9, 2011  
 55.3 Pat McAfee vs. PHI, Sept. 15, 2014  
 54.5 Rohn Stark at N.E., Sept. 4, 1983  
 54.3 Hunter Smith vs. N.E., Nov. 2, 2008  
 54.0 Tom Gilburg vs. S.F., Oct. 3, 1965  
 53.7 \* David Lee at Chi, Oct. 9, 1966  
 53.6 Pat McAfee vs. Min, Sept. 16, 2012

### **Other 50.0+ Rookie:**

Lee at Min, Sept. 18, 1966;  
 Stark at S.D., Dec. 26, 1982;  
 Smith vs. Wash, Dec. 19, 1999

## **40.0+ GAMES (CAREER-3 PUNT MIN)**

143 Rohn Stark, 1982-94  
 96 David Lee, 1966-78  
 89 Hunter Smith, 1999-08  
 76 Pat McAfee, 2009-14  
 46 Chris Gardocki, 1995-98  
 30 Tom Gilburg, 1961-65

## **40.0+ GAMES (SEASON-3 PUNT MIN)**

16 Pat McAfee, 2011  
 15 Chris Gardocki, 1998  
 14 Rohn Stark, 1983  
 14 Pat McAfee, 2012  
 14 Pat McAfee, 2013  
 13 Rohn Stark, 1984-85, 92-93  
 13 Hunter Smith, 2001  
 12 David Lee, 1979  
 12 Rohn Stark, 1986, 89-90  
 12 Chris Gardocki, 1997

## 40.0+ GAMES (SEASON-3 PUNT MIN) cont...

14 Pat McAfee, 2014  
11 Chris Gardocki, 1996  
11 Hunter Smith, 2004  
11 Pat McAfee, 2009

## 50.0+ GAMES (CAREER-3 PUNT MIN)

15 Rohn Stark, 1982-94  
14 Hunter Smith, 1999-08  
14 Pat McAfee, 2009-14  
6 David Lee, 1966-78  
4 Chris Gardocki, 1995-98  
3 Tom Gilburg, 1961-65  
1 Mike Garrett, 1981

## 50.0+ GAMES (SEASON-3 PUNT MIN)

5 Pat McAfee, 2012  
3 Pat McAfee, 2014  
3 David Lee, 1966  
3 Rohn Stark, 1992  
3 Hunter Smith (2), 2001,07  
2 Tom Gilburg, 1962  
2 Rohn Stark (2), 1983,93  
2 Chris Gardocki, 1998  
2 Hunter Smith (2), 2000,08  
2 Pat McAfee, 2013

## PUNTS BLOCKED (CAREER)

11 David Lee, 1966-78  
7 Rohn Stark, 1982-94  
5 Hunter Smith, 1999-08  
3 Pat McAfee, 2009-14  
2 Bragg/Dilts  
1 Colquitt/Davidson

## PUNTS BLOCKED (SEASON)

2 David Lee (3), 1973,77,78  
2 Bucky Dilts, 1979  
2 Mike Bragg, 1980  
2 Rohn Stark (2), 1985,87  
2 Hunter Smith, 1999

## PUNTS BLOCKED (GAME)

2 David Lee at Mia, Nov. 11, 1973

## MOST TOUCHBACKS (CAREER)

111 Rohn Stark, 1982-94  
79 David Lee, 1966-78  
61 Hunter Smith, 1999-08  
34 Pat McAfee, 2009-14  
25 Chris Gardocki, 1995-98  
11 Tom Gilburg, 1961-65  
8 Ray Brown, 1958-60  
5 Bragg/Davidson/Dilts

## MOST TOUCHBACKS (SEASON)

14 Rohn Stark, 1985  
13 Rohn Stark, 1993  
12 David Lee, 1967  
12 Rohn Stark, 1982  
12 Hunter Smith, 2001

## MOST TOUCHBACKS (ROOKIE)

12 Rohn Stark, 1982  
8 Hunter Smith, 1999

## MOST TOUCHBACKS (ROOKIE) cont...

6 Pat McAfee, 2009  
4 Brown/Sherer

## MOST TOUCHBACKS (GAME)

4 Rohn Stark at Buf, Oct. 20, 1985  
4 Rohn Stark vs. Mia, Nov. 6, 1993  
4 Rohn Stark at T.B., Sept. 11, 1994  
3 (9 times) Stark (4)/Lee (2)/Davidson/  
Looney/Smith

## MOST INSIDE 20 (CAREER, since 1976)

224 Rohn Stark, 1982-94  
193 Hunter Smith, 1999-08  
146 Pat McAfee, 2009-14  
80 Chris Gardocki, 1995-98  
56 David Lee, 1966-78

## MOST INSIDE 20 (SEASON)

30 Pat McAfee, 2014  
27 Pat McAfee, 2013  
26 Hunter Smith, 2002  
26 Pat McAfee, 2012  
24 Rohn Stark, 1990  
23 Rohn Stark, 1986  
23 Chris Gardocki (2), 1996,98  
23 Hunter Smith (2), 2005,08  
22 Mike Bragg, 1980  
22 Rohn Stark (2), 1992,94  
21 (8 times) Last: Pat McAfee, 2011

## MOST INSIDE 20 (GAME)

6 Pat McAfee vs. Den, Oct. 20, 2013  
5 David Lee at St.L, Dec. 4, 1976  
5 Rohn Stark at N.E., Nov. 11, 1990

## LONGEST PUNTS

76 David Lee at NYG, Oct. 17, 1971  
72 Rohn Stark at Mia, Sept. 23, 1984  
72 Chris Gardocki at S.D., Oct. 27, 1997  
69 Rohn Stark at Buf, Dec. 2, 1984  
69 Chris Gardocki at Buf, Sept. 17, 1995  
(twice)  
69 Hunter Smith vs. Balt, Oct. 13, 2002  
68 David Lee vs. N.O., Dec. 10, 1967  
68 Rohn Stark at Den, Dec. 11, 1983  
68 Rohn Stark vs. Den, Oct. 13, 1985  
67 David Lee at Sea, Nov. 12, 1978  
67 Rohn Stark at Buf, Sept. 18, 1983

## LONGEST PUNTS (ROOKIE)

64 Joe Don Looney at Det, Oct. 25, 1964  
64 David Lee vs. S.F., Sept. 25, 1966  
64 David Lee at LA Rams, Oct. 30, 1966  
62 Joe Don Looney at LA Rams, Nov. 22, 1964  
61 Tom Gilburg vs. LA Rams, Sept. 17, 1961  
61 Hunter Smith vs. Wash, Dec. 19, 1999

## PUNT RETURNS MOST (CAREER)

156 Clarence Verdin, 1988-93  
119 Terrence Wilkins, 1999-01, 03, 06  
112 Carl Taseff, 1953-61  
109 Howard Stevens, 1975-77  
108 Alvin Haymond, 1964-67

## PUNT RETURNS MOST (CAREER) cont...

83 Rick Volk, 1967-75  
78 Nesby Glasgow, 1979-87  
74 Troy Walters, 2002-05  
71 Bert Rechichar, 1953-59  
64 Jerry Logan, 1963-72  
60 Bruce Laird, 1972-81

## MOST (SEASON) \*ROOKIE

44 \* Nesby Glasgow, 1979  
42 \* Dewell Brewer, 1994  
41 Alvin Haymond, 1965  
41 \* Terrence Wilkins, 1999  
40 Alvin Haymond, 1966  
40 Robbie Martin, 1985  
39 Howard Stevens, 1976  
36 Howard Stevens, 1975  
35 Troy Walters, 2002  
34 \* Bruce Laird, 1972  
34 Howard Stevens, 1977  
31 Clarence Verdin, 1990

## MOST (GAME)

9 Nesby Glasgow at K.C., Sept. 2, 1979  
8 Howard Stevens vs. T.B., Oct. 3, 1976  
7 Alvin Haymond vs. Det, Oct. 10, 1965  
7 Alvin Haymond vs. LA Rams, Nov. 27, 1966  
7 Larry Anderson vs. Den, Sept. 11, 1983  
7 Robbie Martin at S.F., Oct. 5, 1986  
6 (10 times) Last: Jamie Silva vs. S.F., Nov. 1, 2009

## MOST (ROOKIE-GAME)

9 Nesby Glasgow at K.C., Sept. 2, 1979  
6 Bruce Laird vs. Buf, Dec. 3, 1972  
5 (9 times) Last: Nate Jacquet at NYJ, Dec. 14, 1997  
4 (24 times) Last: T.Y. Hilton vs. Buf, Nov. 25, 2012

## MOST YARDAGE (CAREER)

1537 Clarence Verdin, 1988-93  
1065 Terrence Wilkins, 1999-01, 03, 06  
1012 Howard Stevens, 1975-77  
911 Alvin Haymond, 1964-67  
826 Carl Taseff, 1953-61  
643 Nesby Glasgow, 1979-87  
594 Jerry Logan, 1963-72  
587 Troy Walters, 2002-05  
552 Robbie Martin, 1985-86  
521 Rick Volk, 1967-75  
459 T.Y. Hilton 2012-14  
405 Bruce Laird, 1972-81  
405 Ron Gardin, 1970-71

## MOST YARDAGE (SEASON) \*ROOKIE

443 Robbie Martin, 1985  
403 Alvin Haymond, 1965  
396 Howard Stevens, 1975  
396 Clarence Verdin, 1990  
388 \* Terrence Wilkins, 1999  
352 \* Nesby Glasgow, 1979  
347 Alvin Haymond, 1966  
339 \* Dewell Brewer, 1994

## **MOST YARDAGE (SEASON) \*ROOKIE cont...**

330 \* Ron Gardin, 1970  
315 Howard Stevens, 1976  
303 \* Bruce Laird, 1972  
300 \* T.Y. Hilton, 2012

## **MOST YARDS (GAME)**

148 Carl Taseff at GBM, Oct. 14, 1956  
141 Ray Buchanan vs. S.D., Nov. 3, 1996  
124 Clarence Verdin at N.E., Nov. 11, 1990  
111 T.Y. Hilton, vs. Buf, Nov. 25, 2012  
110 Ron Gardin vs. Mia, Nov. 1, 1970  
107 Dewell Brewer vs. Mia, Dec. 18, 1994  
106 Robbie Martin vs. Mia, Nov. 17, 1985  
102 Marvin Harrison at NYJ, Sept. 8, 1996  
97 Alvin Haymond vs. S.F., Sept. 25, 1966  
97 Clarence Verdin at Mia, Oct. 25, 1992  
96 Clarence Verdin vs. N.E., Nov. 15, 1992

## **MOST YARDS (GAME-ROOKIE)**

111 T.Y. Hilton vs. Buf, Nov. 25, 2012  
110 Ron Gardin vs. Mia, Nov. 1, 1970  
107 Dewell Brewer vs. Mia, Dec. 18, 1994  
102 Marvin Harrison at NYJ, Sept. 8, 1996  
87 Leonard Dunlap vs. NYJ, Sept. 19, 1971  
75 Nesby Glasgow at N.E., Nov. 18, 1979

## **HIGHEST AVERAGE (CAREER-30 MIN)**

13.5 Ron Gardin, 1970-71  
10.7 T.Y. Hilton, 2012-14  
9.9 Clarence Verdin, 1988-93  
9.7 Robbie Martin, 1985-86  
9.3 Howard Stevens, 1975-77  
9.2 Jerry Logan, 1963-72  
9.1 T.J. Rushing, 2006-09  
8.9 Terrence Wilkins, 1999-01, 03, 06  
8.6 Griff Whalen, 2013-14  
8.4 Alvin Haymond, 1964-67  
8.2 Nesby Glasgow, 1979-87

## **HIGHEST AVERAGE (SEASON-14 MIN)**

13.1 T.J. Rushing, 2007  
12.9 Clarence Verdin, 1989  
12.8 Clarence Verdin, 1990  
12.6 Wendell Harris, 1964  
11.8 Ron Gardin, 1970  
11.5 T.Y. Hilton, 2012  
11.2 Clarence Verdin, 1992  
11.1 Robbie Martin, 1985  
11.0 Howard Stevens, 1975  
10.9 Clarence Verdin, 1988  
10.4 Terrence Wilkins, 2001

## **HIGHEST AVERAGE (ROOKIE-14 MIN)**

11.8 Ron Gardin, 1970  
11.5 T.Y. Hilton, 2012  
10.0 Jerry Logan, 1963  
9.8 Marvin Harrison, 1996  
9.5 Terrence Wilkins, 1999  
8.9 Bruce Laird, 1972

## **HIGHEST AVERAGE (GAME-2 MIN) \*ROOKIE**

47.0 T.J. Rushing at Oak, Dec. 16, 2007  
37.5 Ron Gardin vs. NYJ, Sept. 19, 1971  
37.0 Carl Taseff at GBM, Oct. 14, 1956  
36.7 \* Ron Gardin vs. Mia, Nov. 1, 1970  
32.3 Clarence Verdin at Mia, Oct. 25, 1992  
32.0 Alvin Haymond at Min, Nov. 14, 1965  
28.2 Ray Buchanan vs. S.D., Nov. 3, 1996  
28.0 \* Terrence Wilkins at NYG, Nov. 14, 1999  
27.8 \* T.Y. Hilton vs. Buf, Nov. 25, 2012  
27.3 Terrence Wilkins vs. Jax, Sept. 24, 2006  
26.8 \* Dewell Brewer vs. Mia, Dec. 18, 1994

## **MOST FAIR CATCHES (CAREER)**

56 Rick Volk, 1967-75  
54 Clarence Verdin, 1988-93  
53 Troy Walters, 2002-05  
47 Terrence Wilkins, 1999-01, 03, 06  
38 T.J. Rushing, 2006-009  
34 Nesby Glasgow, 1979-87  
30 T.Y. Hilton, 2012-14  
25 Mike Prior, 1987-92  
24 Griff Whalen, 2013-14  
23 Howard Stevens, 1975-77  
22 Alvin Haymond, 1964-67  
22 Griff Whalen, 2013-14  
20 Ron Gardin, 1970-71

## **MOST FAIR CATCHES (SEASON)**

**\*ROOKIE**  
25 Troy Walters, 2005  
22 T.J. Rushing, 2009  
20 \* Ron Gardin, 1970  
20 Rick Volk, 1971  
18 \* T.Y. Hilton, 2012  
17 Clarence Verdin, 1993  
17 \* Terrence Wilkins, 1999  
17 Griff Whalen, 2014  
15 Nesby Glasgow, 1980  
15 Troy Walters, 2002  
14 T.J. Rushing, 2007  
14 \* Blair White, 2010

## **MOST FAIR CATCHES (GAME) \*ROOKIE**

6 Griff Whalen vs. Cin, Oct. 19, 2014  
5 \* T.Y. Hilton vs. G.B., Oct. 7, 2012  
4 Timmy Brown at NYG, Nov. 2, 1968  
4 \* Ron Gardin at Mia, Nov. 22, 1970  
4 \* Marvin Harrison at Buf, Oct. 6, 1996  
4 \* Brad Pyatt vs. Hou, Oct. 26, 2003  
3 (30 times) Last: Griff Whalen at Jax, Sept. 21, 2014.  
\* ROOKIE: Blair White vs. Ten, Jan. 2, 2011

## **LONGEST RETURN (\*ROOKIE)**

90t Carl Taseff at GBM, Oct. 14, 1956  
90t T.J. Rushing at Oak, Dec. 16, 2007  
84t Clarence Verdin at Mia, Oct. 25, 1992  
82t Ray Buchanan vs. S.D., Nov. 3, 1996  
82t Terrence Wilkins vs. Jax, Sept. 24, 2006

## **LONGEST RETURN (\*ROOKIE) cont...**

80t \* Ron Gardin vs. Mia, Nov. 1, 1970  
78t Terrence Wilkins at NYJ, Sept. 9, 2001  
75t \* Nesby Glasgow at N.E., Nov. 18, 1979  
75t \* Dewell Brewer vs. Mia, Dec. 18, 1994  
75t \* T.Y. Hilton vs. Buf, Nov. 25, 2012  
73t Clarence Verdin at Cle, Sept. 19, 1988

## **MOST TOUCHDOWNS (CAREER)**

4 Clarence Verdin, 1988-93  
3 Terrence Wilkins, 1999-01, 03, 06  
2 Carl Taseff, 1953-62  
1 Brewer/Gardin/Glasgow/Hilton/Logan/Martin/Rushing

## **MOST TOUCHDOWNS (SEASON)**

2 Clarence Verdin, 1992

## **KICKOFF RETURNS MOST (CAREER)**

176 Terrence Wilkins, 1999-01,03,06  
169 Clarence Verdin, 1988-93  
153 Aaron Bailey, 1994-98  
148 Albert Bentley, 1985-91  
137 Bruce Laird, 1972-81  
131 Dominic Rhodes, 2001-06,08,10  
84 Nesby Glasgow, 1979-87  
67 Larry Anderson, 1982-84  
62 Tom Matte, 1961-72  
61 Troy Walters, 2002-05

## **MOST (SEASON)**

55 Aaron Bailey, 1997  
53 Troy Walters, 2002  
52 Terrence Wilkins, 2006  
51 Terrence Wilkins, 1999  
50 Nesby Glasgow, 1979  
50 Clarence Verdin, 1993  
48 Dominic Rhodes, 2004  
44 Terrence Wilkins, 2001  
43 Aaron Bailey, 1996  
41 Marshall Johnson, 1978  
41 Dominic Rhodes, 2005

## **MOST (ROOKIE)**

51 Terrence Wilkins, 1999  
50 Nesby Glasgow, 1979  
31 Joe Lefeged, 2011  
29 Bruce Laird, 1972  
22 Pierre Garcon, 2008  
20 Bake Turner, 1962  
20 Kim Anderson, 1980  
20 Kevin Williams, 1981

## **MOST (GAME)**

9 Brandon James vs. S.D., Nov. 28, 2010  
8 Aaron Bailey at S.D., Oct. 26, 1997  
8 Terrence Wilkins at Balt, Dec. 2, 2001  
8 Dominic Rhodes at K.C., Oct. 31, 2004  
7 Nesby Glasgow at N.E., Nov. 18, 1979  
7 Albert Bentley at NYJ, Dec. 10, 1988  
7 Mark Stock vs. S.D., Nov. 3, 1996  
7 Nate Jacquet at Min, Dec. 21, 1997  
7 Troy Walters vs. NYG, Dec. 22, 2002  
7 Dominic Rhodes vs. S.D., Dec. 18, 2005



## **MOST (ROOKIE-GAME)**

9 Brandon James vs. S.D., Nov. 28, 2010  
 7 Nesby Glasgow at N.E., Nov. 18, 1979  
 7 Nate Jacquet at Min, Dec. 21, 1997  
 6 Bruce Laird vs. NYJ, Sept. 24, 1972  
 6 Nesby Glasgow vs. N.E., Oct. 28, 1979  
 6 Stacey Simmons at Phi, Sept. 30, 1990  
 6 Dominic Rhodes at K.C., Oct. 25, 2001  
 6 Pierre Garcon at Ten, Oct. 27, 2008

## **MOST YARDAGE (CAREER)**

4017 Terrence Wilkins, 1999-01,03,06  
 3501 Aaron Bailey, 1994-98  
 3420 Clarence Verdin, 1988-93  
 3406 Bruce Laird, 1972-81  
 3175 Albert Bentley, 1985-91  
 3062 Dominic Rhodes, 2001-06,08,10  
 1904 Nesby Glasgow, 1979-87  
 1369 Jim Duncan, 1969-71  
 1367 Tom Matte, 1961-72  
 1351 Larry Anderson, 1982-84

## **MOST YARDAGE (SEASON)**

1272 Terrence Wilkins, 2006  
 1206 Aaron Bailey, 1997  
 1188 Dominic Rhodes, 2004  
 1150 Troy Walters, 2002  
 1134 Terrence Wilkins, 1999  
 1126 Nesby Glasgow, 1979  
 1050 Clarence Verdin, 1993  
 1041 Aaron Bailey, 1996  
 1007 Terrence Wilkins, 2001  
 927 Marshall Johnson, 1978

## **MOST YARDAGE (ROOKIE)**

1134 Terrence Wilkins, 1999  
 1126 Nesby Glasgow, 1979  
 843 Bruce Laird, 1972  
 578 Joe Lefeged, 2011  
 544 Brad Pyatt, 2003  
 504 Bake Turner, 1962

## **MOST YARDAGE (GAME)**

236 Dominic Rhodes vs. S.D., Dec. 26, 2004  
 213 Aaron Bailey vs. Sea, Sept. 14, 1997  
 199 Aaron Bailey at Cin, Dec. 22, 1996  
 195 Alvin Haymond vs. Phi, Nov. 21, 1965  
 188 Troy Walters vs. NYG, Dec. 22, 2002  
 182 Dominic Rhodes at K.C., Oct. 31, 2004

## **MOST YARDAGE (GAME-ROOKIE)**

181 Bruce Laird vs. NYJ, Sept. 24, 1972  
 177 Brad Pyatt at T.B., Oct. 6, 2003  
 155 Lenny Lyles vs. Was, Oct. 26, 1958  
 153 Terrence Wilkins vs. Mia, Oct. 10, 1999  
 150 Pierre Garcon at Ten, Oct. 27, 2008  
 150 Brandon James vs. S.D., Nov. 28, 2010

## **HIGHEST AVERAGE (CAREER-30 MIN)**

32.6 Jim Duncan, 1969-71  
 27.9 Johnny Sample, 1958-60  
 27.5 Buddy Young, 1953-55

## **HIGHEST AVERAGE (CAREER-30 MIN) cont...**

27.4 Lenny Lyles, 1958, 61-69  
 26.8 Preston Pearson, 1967-68  
 26.5 Cotton Speyrer, 1972-74  
 26.4 Alvin Haymond, 1964-67  
 25.6 Tony Lorick, 1964-67  
 24.9 Bruce Laird, 1972-81  
 24.1 Lenny Moore, 1956-67

## **HIGHEST AVERAGE (SEASON-14 MIN)**

35.4 Jim Duncan, 1970  
 35.1 Preston Pearson, 1968  
 32.0 Josh Cribbs, 2014  
 30.7 Alvin Haymond, 1965  
 29.5 Jim Duncan, 1969  
 29.2 Cotton Speyrer, 1973  
 29.1 Bruce Laird, 1972  
 28.8 Johnny Sample, 1960  
 28.6 Brad Pyatt, 2003  
 26.9 Johnny Sample, 1959  
 26.3 Joe Washington, 1978  
 26.3 Bruce Laird, 1974

## **HIGHEST AVERAGE (ROOKIE-14 MIN)**

29.1 Bruce Laird, 1972  
 28.6 Brad Pyatt, 2003  
 25.4 Dominic Rhodes, 2001  
 25.2 Bake Turner, 1962  
 24.6 Joe Don Looney, 1964

## **HIGHEST AVERAGE (GAME-2 MIN)**

66.0 Aaron Bailey at Jax, Dec. 10, 1995  
 63.5 Preston Pearson at S.F., Oct. 13, 1968  
 62.0 Cotton Speyrer vs. Buf, Nov. 25, 1973  
 59.5 Johnny Sample vs. Chi, Oct. 2, 1960  
 58.5 Lenny Lyles vs. Chi, Oct. 4, 1958  
 56.0 Joe Washington at N.E., Sept. 18, 1978  
 53.0 Deji Karim vs. Hou, Dec. 30, 2012  
 51.7 Lenny Lyles vs. Was, Oct. 26, 1958  
 47.5 Bruce Laird at N.E., Nov. 6, 1972  
 46.7 Jim Duncan at Mia, Nov. 22, 1970  
 46.3 Ronald Humphrey at Pit, Sept. 18, 1994

## **LONGEST RETURNS**

104t Buddy Young at Phi, Nov. 15, 1953  
 103t Lenny Lyles vs. Chi, Oct. 4, 1958  
 102t Preston Pearson at Det, Nov. 10, 1968  
 101t Lenny Lyles vs. Was, Oct. 26, 1958  
 101t Cotton Speyrer vs. Buf, Nov. 25, 1973  
 101t Deji Karim vs. Hou, Dec. 30, 2012

## **MOST TOUCHDOWNS (CAREER)**

2 Lenny Lyles, 1958, 61-69  
 2 Preston Pearson, 1967-68  
 2 Jim Duncan, 1969-71  
 2 Aaron Bailey, 1994-97  
 2 Dominic Rhodes, 2001-06,08,10

## **MOST TOUCHDOWNS (SEASON)**

2 Lenny Lyles, 1958  
 2 Preston Pearson, 1968

## **TOUCHDOWNS ON OPENING KICKOFF COLTS**

104 Buddy Young at Phi, Nov. 11, 1953  
 96 Preston Pearson at S.F., Oct. 13, 1968  
 95 Ronald Humphrey at Pit, Sept. 18, 1994  
 95 Aaron Bailey at Jax, Dec. 10, 1995

## **OPPONENTS**

99 Allen Carter vs. N.E., Dec. 21, 1975  
 99 Jacoby Ford at Oak, Dec. 26, 2010  
 95 Sammy Martin vs. N.E., Nov. 27, 1988  
 89 Darren Sproles at S.D., Nov. 11, 2007  
 84 Jerome Mathis at Hou, Sept. 23, 2007

## **LONGEST NON-SCORING RETURN**

**Colts:** 90 Kendall Williams at Cin, Oct. 2, 1983  
**Opp:** 96 Joe Arenas at S.F., Dec. 16, 1956

## **FUMBLES**

### **MOST RECOVERIES (SEASON)**

6 Barney Poole, 1953  
 6 Stan White, 1973

### **MOST RECOVERIES (GAME)**

2 (22 times) Last: Josh Mallard vs. Dal, Nov. 17, 2002

### **MOST CONSECUTIVE GAMES RECOVERIES**

3 Fred Cook, G8-10, 1975  
 2 (40 times) Last: Robert Mathis, G15-16, 2011

### **LONGEST FUMBLE RETURNS**

95t Chukie Nwokorie at NYJ, Sept. 9, 2001  
 78t Quentin Coryatt at Pit, Sept. 18, 1994  
 75t Tony Bennett vs. Hou, Sept. 4, 1994  
 68t Gary Brackett at Hou, Oct. 5, 2008  
 64t Stan White vs. Buf, Dec. 12, 1976  
 60t Larry Tripplett vs. Ten, Dec. 4, 2005  
 56t Rodney Culver vs. Mia, Sept. 5, 1993  
 54t Chris Goode vs. Mia, Oct. 28, 1990  
 52t Johnnie Cooks at N.E., Sept. 4, 1983  
 49t Fred Cook vs. NYJ, Nov. 16, 1975  
 48t Bernard Holsey vs. Buf, Dec. 11, 2000  
 47t Jamaal Anderson vs. Pit, Sept. 25, 2011  
 44t Derrel Luce at Pit, Dec. 9, 1978  
 41t Larry Anderson vs. Den, Sept. 11, 1983



**COLTS LARGEST COMEBACKS**

<u>Deficit</u>	<u>Date</u>	<u>Opponent</u>	<u>Trailed/Qtr.</u>	<u>Result</u>
*28	1/4/14	Kansas City	10-38/3rd	W 45-44
21	11/9/75	@ Buffalo	7-28/2nd	W 42-35
21	9/10/95	@ N.Y. Jets	3-24/3rd	W 27-24 OT
21	10/8/95	@ Miami	3-24/3rd	W 27-24 OT
21	10/6/03	@ Tampa Bay	14-35/4th	W 38-35 OT
20	11/30/58	San Francisco	7-27/3rd	W 35-27
18	12/18/77	New England	3-21/3rd	W 30-24
18	10/9/77	Miami	10-28/2nd	W 45-28
18	9/15/96	@ Dallas	3-21/2nd	W 25-24
18	10/7/12	Green Bay	3-21/3rd	W 30-27
18	11/3/13	@ Houston	6-24/3rd	W 27-24
17	10/12/58	@ Green Bay	0-17/2nd	W 24-17
17	11/29/70	Chicago	0-17/2nd	W 21-20
17	12/27/92	@ Cincinnati	0-17/3rd	W 21-17
17	10/17/05	St. Louis	0-17/2nd	W 45-28
17	10/5/08	@ Houston	10-27/4th	W 31-27
17	11/15/09	New England	14-31/4th	W 35-34
17	11/29/09	@Houston	0-17/2nd	W 35-27

\*Postseason

**COLTS LARGEST COMEBACKS**
**COLTS LARGEST LEADS LOST**

<u>Lead</u>	<u>Date</u>	<u>Opponent</u>	<u>Ahead / Qtr.</u>	<u>Result</u>
26	9/21/97	@ Buffalo	26-0/2nd	L 35-37
24	10/20/57	@ Detroit	27-3/3rd	L 27-31
21	10/27/57	Green Bay	21-0/4th	L 21-24
21	10/18/98	@ San Francisco	21-0/2nd	L 31-34
21	9/19/99	@ New England	28-7/2nd	L 28-31
21	9/10/00	Oakland	21-0/2nd	L 31-38
19	12/11/83	@ Denver	19-0/4th	L 19-21
17	9/9/79	Tampa Bay	17-0/2nd	L 26-29
17	10/9/88	@ Buffalo	17-0/2nd	L 23-34
17	10/9/11	Kansas City	24-7/2nd	L 24-28
14	10/1/78	Philadelphia	14-0/4th	L 14-17
14	12/8/91	@ New England	17-3/3rd	L 17-23 OT
14	9/18/94	@ Pittsburgh	14-0/2nd	L 21-31
14	10/23/94	Washington	17-3/2nd	L 27-41
14	11/29/98	@ Baltimore	24 -10/2nd	L 31-38
14	12/6/98	@ Atlanta	21-7/2nd	L 21-28
14	11/18/01	@ New Orleans	14-0/1st	L 20-34
14	12/3/06	@ Tennessee	14-0/2nd	L 17-20

# TEAM RECORDS

**WON-LOSS-TIE**

**MOST WINS (SEASON)**

14 2005	11 1976
14 2009	11 2012
13 1968	11 2013
13 1999	11 2014
13 2007	10 1965
12 1964	10 1971
12 2003	10 1975
12 2004	10 1977
12 2006	10 2000
12 2008	10 2002
11 1967	10 2010
11 1970	

**MOST CONSECUTIVE WINS**

23 11/2/08 vs. N.E. to 12/17/09 at Jax  
 13 9/11/05 at Balt to 12/11/05 at Jax  
 11 9/20/64 at G.B. to 11/29/64 vs. S.F.  
 11 10/26/75 at N.Y.J. to 9/19/76 vs. Cin  
 11 10/17/99 at N.Y.J. to 12/26/99 at Cle

**MOST CONSECUTIVE HOME WINS**

13 10/12/08 vs. Balt to 12/13/09 vs. Den  
 12 1/1/06 vs. Ariz to 10/7/07 vs. T.B.  
 11 11/8/04 vs. Min to 12/4/05 vs. Ten

**MOST CONSECUTIVE ROAD WINS**

11 11/9/08 at Pit to 12/17/09 at Jax  
 7 9/23/68 at Atl to 12/15/68 at L.A. Rams  
 7 9/11/05 at Balt to 12/11/05 at Jax

**MOST CONSECUTIVE GAMES WITHOUT LOSS**

23 11/2/08 vs. N.E. to 12/17/09 at Jax  
 15 12/18/66 at S.F. to 12/10/67 vs. N.O.

**MOST LOSSES (SEASON)**

15 1991

**MOST CONSECUTIVE LOSSES**

14 9/13/81 vs. Buf to 12/13/81 at Was

**MOST CONSECUTIVE HOME LOSSES**

9 9/22/74 vs. G.B. to 10/12/75 vs. Buf

**MOST CONSECUTIVE ROAD LOSSES**

12 9/20/81 at Den to 12/26/82 at S.D.

**MOST TIED GAMES (SEASON)**

2 1967

**MOST CONSECUTIVE TIES**

2 10/15/67 vs. L.A. Rams to 10/22/67 at Min

**SCORING**

**COLTS (SEASON)**

<b>MOST</b>	<b>FEWEST</b>
522 2004	113 1982
451 2014	131 1954
450 2007	143 1991
447 2003	182 1953
439 2005	189 1993

**OPP (SEASON)**

<b>MOST</b>	<b>FEWEST</b>
533 1981	140 1971
486 2001	144 1968
444 1998	198 1967
430 2011	203 1958
421 1978	221 1977
414 1984	

**COLTS MOST (QUARTER)**

31 vs. Mia 12/14/97  
 28 (7 times)  
 27 (3 times)  
 24 (7 times)  
 23 at Balt 12/9/07

**OPP MOST (QUARTER)**

28 vs. Cle 12/1/91  
 28 at St.L 12/30/01  
 28 at Pit 10/26/14  
 27 at N.E. 11/18/79  
 25 vs. Mia 10/10/99  
 24 (8 times)  
 22 at Min 12/21/97  
 21 (38 times)

**COLTS MOST (HALF)**

45 vs. Den 10/31/88 (1)  
 42 vs. LA Rams 11/25/56 (2)  
 38 vs. GBM 10/13/57 (2)  
 37 at Balt 12/9/07 (1)  
 35 (9 times)

**OPP MOST (HALF)**

38 at Chi 10/21/56 (2)  
 37 vs. Chi 11/25/62 (2)  
 37 at N.E. 11/23/80 (2)  
 35 vs. NYJ 11/3/85 (1)  
 35 at St.L 12/30/01 (1)  
 35 at Pit 10/26/14 (1)

**COLTS MOST (GAME)**

58 vs. Buf 12/12/76  
 56 vs. LA Rams 11/25/56  
 56 vs. G.B. 11/2/58  
 55 vs. Den 10/31/88  
 55 at N.O. 9/28/03

**OPP MOST (GAME)**

62 at N.O. 10/23/11  
 58 at Chi 10/21/56  
 57 vs. Chi 11/25/62  
 52 at Min 9/28/69  
 51 at Pit 10/26/14  
 50 vs. N.E. 11/18/84  
 48 vs. LA Rams 9/26/54

**LARGEST VICTORY MARGIN**

56 vs. G.B. 11/2/58  
 52 vs. Chi 9/27/64  
 44 vs. Atl 12/1/68  
 43 at Buf 10/10/71  
 42 at Atl 11/12/67  
 41 vs. Mia 12/14/97

**LARGEST DEFEAT MARGIN**

57 vs. Chi 11/25/62  
 55 at N.O. 10/23/11  
 48 vs. LA Rams 9/26/54  
 44 at Mia 11/11/73  
 43 at LA Rams 12/5/53  
 42 (2 times)  
 35 at N.E. 11/18/12  
 35 at Dal 12/21/14

**MOST POINTS BOTH TEAMS**

89 vs. Chi 10/4/58  
 85 at Chi 10/21/56  
 85 at Pit 10/26/14  
 83 at N.E. 11/18/12  
 82 at Cin 11/20/05  
 80 at K.C. 10/31/04  
 79 at Buf 11/9/75  
 79 vs. G.B. 11/16/97  
 78 (3 times)

**FEWEST POINTS BOTH TEAMS**

6 vs. Buf 12/1/74  
 6 vs. NYJ 10/11/87  
 6 at N.E. 12/6/92  
 9 vs. NYJ 10/11/92

**MOST SHUTOUTS (SEASON)**

COLTS 3 1968/1971  
 OPP 3 1972

**MOST CONS. SHUTOUTS (OPP)**

2 (9/4 - 9/10/78)  
 2 (11/21 - 11/28/82)  
 2 (11/1 - 11/8/92)

**COLTS MOST CONS. GAMES SCORING**

336 1/2/94 to present  
 104 10/24/54 to 11/18/62  
 90 12/12/65 to 10/8/72  
 61 11/27/83 to 11/15/87  
 55 11/29/87 to 9/8/91

**OPP MOST CONS. GAMES SCORING**

176 12/21/97 to 12/18/08  
 161 11/1/76 to 10/4/87  
 85 9/13/09 to 10/19/14  
 81 12/13/92 to 12/14/97  
 68 10/31/88 to 11/29/92  
 65 9/27/53 to 10/26/58

**TOUCHDOWNS**

**COLTS (SEASON)**

<b>MOST</b>	<b>FEWEST</b>
66 2004	12 1982
54 1964/07	14 1954
53 1958/14	14 1991
53 2005/09	16 1993
52 1975	22 1974

**OPP (SEASON)**

<b>MOST</b>	<b>FEWEST</b>
68 1981	16 1968
57 2001	18 1971

## OPP (SEASON) cont...

MOST	FEWEST
54 1978	21 1967
52 1998	25 1966
50 1984	25 1970

## COLTS MOST (GAME)

8 vs. LA Rams 11/25/56  
 8 vs. G.B. 11/2/58  
 7 (10 times)  
 6 (27 times)

## OPP MOST (GAME)

8 at Chi 10/21/56  
 8 vs. Chi 11/25/62  
 8 at N.O. 10/23/11  
 8 at N.E. 11/18/12  
 7 at Min 9/28/69  
 7 at Pit 10/26/14  
 6 (23 times)

## COLTS RUSH TDS (SEASON)

MOST	FEWEST
29 1964	3 1991
28 1975	4 1954
26 1976	4 1982
24 1958	4 1993
23 1971/88	7 53/66/98

## OPP RUSH TDS (SEASON)

MOST	FEWEST
30 1981	5 1967
23 1991	6 1968
21 1953	6 1970
21 1954	6 1987
21 1978	7 1966

## COLTS MOST RUSHING (GAME)

5 at Det 10/19/58  
 5 vs. Was 11/2/69  
 5 vs. Hou 11/1/76  
 5 vs. Buf 10/6/85  
 5 vs. Den 10/31/88  
 4 (16 times) Last: vs. Phil 11/26/06

## OPP MOST RUSHING (GAME)

5 vs. Cle 11/1/59  
 5 vs. Oak 9/10/00  
 4 (11 times) Last: vs. NE 11/16/14

## COLTS PASS TDS (SEASON)

MOST	FEWEST
51 2004	6 1982
42 2014	9 1954
34 2009	9 1974
33 1959/00/10	10 (3 times)
32 2007	
31 1965/05/06	

## OPP PASS TDS (SEASON)

MOST	FEWEST
37 1981	6 2008
31 1983	8 1960
31 1984	9 1958
30 2001	9 1968
29 1978	9 1971

## COLTS MOST PASSING (GAME)

6 at N.O. 9/28/03  
 6 at Det. 11/25/04  
 5 vs. G.B. 11/2/58  
 5 at Dal 10/30/60  
 5 vs. Min 12/16/62  
 5 at Min 11/14/65  
 5 vs. Det 10/16/66  
 5 vs. Buf 10/4/87  
 5 vs. Atl 12/14/03  
 5 vs. G.B. 9/26/04  
 5 at K.C. 10/31/04  
 5 vs. Hou 11/14/04  
 5 vs. Was 11/30/14

## OPP MOST PASSING (GAME)

7 at Min 9/28/69  
 6 vs NYJ 9/24/72  
 6 at Pit 10/26/14  
 5 at Chi 10/21/56  
 5 at S.D. 12/26/82  
 5 at Pit 9/8/85  
 5 at N.O. 10/23/11  
 5 at Dal 12/21/14

## MOST RETURN TDS (SEASON)

COLTS	OPP
7 1994	8 1973
6 1968/70	7 2001
5 (11 times)	6 1977/80/10
4 (5 times)	5 (6 times)
	4 (12 times)

## MOST DEFENSIVE TDS (SEASON)

COLTS	OPP
5 1975/94	6 1973/2001
4 (11 times)	5 2014
3 (8 times)	4 (9 times)
	3 (9 times)

## MOST KICK RETURN TDS (SEASON)

COLTS	OPP
3 1970/89	4 2007
2 (10 times)	3 1977/79/06
	2 (9 times)

## POINTS AFTER TOUCHDOWNS

### COLTS (SEASON)

MOST	FEWEST
64 2004	11 1982
53 1964	12 1954
52 2005	14 1991
51 1975/10	15 1993
50 2009/14	21 1997

### COLTS (GAME)

8 vs. LA 11/25/56  
 8 vs. GB 11/2/58

### OPP (SEASON)

MOST	FEWEST
65 1981	15 1968
53 1978	17 1971
52 2001	21 1967
49 2011	24 2005
47 1984	25 66/70/08

## OPP (GAME)

8 at N.O. 10/23/11  
 8 at N.E. 11/18/12  
 7 at Chi 10/21/56  
 7 at Min 9/28/69  
 7 at Pit 10/26/14

## FIELD GOALS

### COLTS (SEASON)

MOST	FEWEST
37 2003	3 1956
36 1996	5 1958
35 2013	6 1959
34 1999	7 1953
32 1997	7 1957

### OPP (SEASON)

MOST	FEWEST
33 2008	5 1971
32 1989	6 1958
32 1990	6 1975
31 2010	8 1956
30 2001/09	9 (3 times)

### COLTS MOST (GAME)

5 at LA Rams 12/4/54  
 5 vs. S.F. 9/25/66  
 5 at Phi 10/30/83  
 5 vs. Mia 9/25/88  
 5 at Buf 9/21/97  
 5 vs. Den 1/6/02  
 5 vs. Balt 10/13/02  
 5 at Ten 12/7/03  
 5 vs. Ten 12/1/13

### OPP MOST (GAME)

5 at Was 11/18/73  
 5 at N.E. 12/3/89  
 5 vs. Cin 9/3/95  
 5 at SD 10/26/97  
 5 vs. NYJ 12/23/01  
 5 vs. Mia 12/31/06  
 5 at Min 9/14/08  
 5 at Balt 11/22/09  
 5 vs. S.D. 11/28/10

### COLTS MOST ATT (SEASON)

41 1997  
 40 1996/2013  
 39 1961/63/66/72  
 38 1999  
 37 1967

### OPP MOST ATT (SEASON)

43 1989/90  
 38 1995/08  
 37 1998  
 36 2001/09/10  
 35 1970/86/06

### COLTS FEWEST ATT (SEASON)

14 1958  
 16 1956  
 17 1978  
 18 (5 times)

## OPP FEWEST ATT (SEASON)

10 1975  
14 1955  
16 1953  
17 1958

## COLTS MOST ATT (GAME)

7 at LA Rams 12/4/54  
6 (7 times)

## OPP MOST ATT (GAME)

7 at N.E. 12/3/89  
6 at NYJ 11/29/81  
6 at Buf 9/9/90  
6 at S.D. 10/26/97  
6 vs. NYJ 12/23/01  
6 at Min 9/14/08  
6 at Balt 11/22/09

## TOTAL FIRST DOWNS

### COLTS (SEASON)

MOST	FEWEST
379 2004	152 1982
376 2006	157 1953
371 2014	169 1954
366 2010	206 1955
363 2005	216 1956

### OPP (SEASON)

MOST	FEWEST
406 1981	166 1971
343 1984/2011	188 1958
341 1998	195 1959
338 1980	195 1960
336 1989	197 1982

### COLTS MOST (GAME)

34 vs. Hou 9/17/06  
33 vs. NYJ 12/15/74  
33 vs. Hou 12/23/07  
32 at Mia 11/15/87  
31 (4 times) Last: vs. Ten, Sept. 28, 2014

### OPP MOST (GAME)

36 at S.F. 10/18/98  
36 at N.O. 10/23/11  
34 at Min 9/28/69  
34 at Phi 11/15/81  
34 at Pit 10/26/14  
33 at Mia 9/15/85  
33 at K.C. 10/31/04  
33 vs. NE 11/16/14  
32 at Pit 9/18/94

### COLTS FEWEST (GAME)

4 at Mia 11/11/73  
5 at N.E. 11/11/90  
6 at LA Rams 12/5/53  
6 vs. Det 11/6/54

### OPP FEWEST (GAME)

3 vs. S.F. 11/22/59  
4 at Buf 10/10/71  
5 vs S.F. 10/13/63  
5 vs. StL 9/17/72  
6 (2 times)

## MOST BOTH TEAMS

60 at Pit 10/26/14  
57 vs. NYJ 12/15/74  
56 at K.C. 10/31/04  
55 at Hou 11/29/09  
54 at Mia 11/15/87  
53 at N.E. 11/18/12  
52 vs. LA Rams 11/25/56  
52 at Buf 9/21/97  
52 at Ten 9/19/04  
52 vs. S.D. 12/26/04  
52 vs. Hou 9/17/06  
52 vs. Den 9/30/07

## FEWEST BOTH TEAMS

19 at Buf 12/1/74  
19 at N.E. 11/11/90  
21 at Mia 11/11/73  
22 (5 times)

## RUSHING

### COLTS (SEASON)

MOST	FEWEST
153 1988	55 1991
146 1983	62 1982
133 1976	64 1960
131 1975	66 1954
131 1985	69 2009/11

### OPP (SEASON)

MOST	FEWEST
162 1981	60 1971
153 1978	65 1959
151 1993	69 1957
150 2006	70 1958
140 1980/91	70 1969

### COLTS MOST (GAME)

18 at Det 10/19/58  
18 vs. S.F. 11/22/59  
18 vs. Buf 10/6/85  
18 vs. Den 9/30/07  
16 (6 times)

### OPP MOST (GAME)

19 vs. Mia 10/29/72  
19 vs. Dal 12/6/81  
18 at G.B. 10/18/53  
17 (4 times)

### COLTS FEWEST (GAME)

0 vs. LA Rams 11/27/66  
0 at N.E. 11/11/90  
0 vs. Phi 12/19/93  
0 vs. Ariz 1/1/06  
0 vs. S.D. 11/28/10  
0 vs. Stl 11/10/13  
0 at Dal 12/21/14  
1 (18 times)

### OPP FEWEST (GAME)

0 vs. Chi 10/5/57  
0 vs. S.F. 10/13/63  
0 at Buf 10/10/71  
0 at T.B. 9/11/94  
0 at Ariz 9/27/09

## OPP FEWEST (GAME) cont...

1 (15 times)

## PASSING

### COLTS (SEASON)

MOST	FEWEST
253 2010	66 1953
251 2014	79 1963
241 2006/09	80 1982
238 2004	90 1954
236 2014	92 1955

### OPP (SEASON)

MOST	FEWEST
214 1981	89 1982
209 2004	95 1953
203 2009	95 1971
195 2001	98 1955
194 1984	98 1960

### COLTS MOST (GAME)

23 at Jax 10/3/10  
22 vs. NYJ 12/15/74  
22 at N.E. 11/21/10  
22 vs. Mia 11/4/12  
22 at Jax 9/21/14  
21 (6 times) Last: vs. Ten, Sept. 28, 2014

### OPP MOST (GAME)

25 at Pit 10/26/14  
24 at Min 9/28/69  
24 at Mia 9/15/85  
23 vs. Mia 12/9/84  
22 at S.F. 10/18/98  
21 vs. Buf 10/8/89

### COLTS FEWEST (GAME)

1 at Cle 9/16/73  
1 vs. Buf 10/13/74  
1 at Mia 11/23/75  
2 (7 times)

### OPP FEWEST (GAME)

1 at GBM 11/24/91  
1 at Hou 9/22/02  
2 (6 times)  
3 (7 times)

## PENALTY

### COLTS (SEASON)

MOST	FEWEST
47 2004	10 1982
42 2012	11 1956
40 2014	12 1962
38 1999	13 (3 times)
36 1979	

### OPP (SEASON)

MOST	FEWEST
34 1980	8 1996
33 2012	11 1960/71
32 1983/03	11 2009
31 2014	12 1958
30 1981	12 1959
30 1995	



## COLTS MOST (GAME)

9 vs. Pit 10/30/77  
 7 vs. G.B. 11/2/58  
 7 vs. Det 11/19/67  
 7 vs. Buf 12/17/78  
 7 vs. Pit 9/14/80  
 7 at Ten 9/19/04  
 7 at Phi 11/7/10  
 7 at Pit 10/26/14

## OPP MOST (GAME)

6 (9 times)  
 5 vs. Was 11/30/14  
 4 (35 times)

## NET YARDS

### COLTS (SEASON)

MOST	FEWEST
6506 2014	2483 1982
6475 2004	2716 1953
6141 2000	2934 1954
6092 2010	3464 1955
6070 2006	3506 1973

### OPP (SEASON)

MOST	FEWEST
6793 1981	2852 1971
5988 2012	3284 1958
5935 2011	3296 1982
5929 2004	3317 1960
5911 1978	3377 1968

## COLTS MOST (GAME)

595 at Atl 11/12/67  
 576 vs. Min 12/16/62  
 574 vs. LA Rams 11/25/56  
 567 vs. Ten 12/5/04  
 555 vs. Buf 9/23/01

## OPP MOST (GAME)

639 at Pit 10/26/14  
 622 at Min 9/28/69  
 597 at S.F. 12/13/53  
 590 at K.C. 10/31/04  
 583 at Dal 9/4/78  
 574 at Phi 11/15/81

## COLTS FEWEST (GAME)

69 vs. Det 11/6/54  
 70 at LA Rams 12/5/53  
 86 at N.E. 10/23/77  
 88 at Buf 11/28/82  
 99 at S.D. 11/1/92

## OPP FEWEST (GAME)

49 at Buf 10/10/71  
 89 vs. T.B. 10/3/76  
 94 at N.E. 12/6/92  
 97 at Was 11/26/61  
 113 vs. Was 9/25/60

## MOST BOTH TEAMS

1095 at K.C. 10/31/04  
 1087 at Pit 10/26/14  
 997 vs. LA Rams 11/25/56  
 985 vs. NYJ 9/24/72

## MOST BOTH TEAMS cont...

964 at G.B. 11/15/59  
 943 at Cin 11/20/05

## FEWEST BOTH TEAMS

328 at Buf 12/1/74  
 346 at NYJ 11/11/84  
 355 vs. NYJ 10/29/95  
 359 at N.E. 12/6/92  
 373 at Buf 10/20/85

## OFFENSIVE PLAYS

### COLTS (SEASON)

MOST	FEWEST
1117 1979	596 1982
1109 2012	840 1964
1105 2014	849 1966
1088 2010	851 1968
1056 1980	860 1970

### OPP (SEASON)

MOST	FEWEST
1116 1984	605 1982
1111 1981	746 1971
1109 1989	818 1967
1090 1994	827 1963
1084 2009	847 1973

## COLTS MOST (GAME)

89 vs. G.B. 10/7/12  
 88 at S.F. 9/22/63  
 88 vs. Mia 12/14/75  
 87 vs. Den 11/10/74  
 86 vs. T.B. 10/3/76

## OPP MOST (GAME)

88 vs. N.E. 10/29/89  
 86 at T.B. 10/4/92  
 85 vs. Dal 12/6/81  
 84 at Min 9/28/69  
 84 vs. Buf 12/13/87  
 84 at Mia 9/21/09

## COLTS FEWEST (GAME)

35 at Mia 9/21/09  
 37 vs. Den 12/21/03  
 38 at Buf 11/28/82  
 41 vs. Mia 10/28/90  
 41 at N.E. 10/8/00

## OPP FEWEST (GAME)

34 vs. NYJ 11/16/03  
 38 vs. Ten 12/28/08  
 39 at S.F. 9/22/63  
 40 at Chi 9/21/75  
 40 vs. T.B. 10/7/07

## RUSHING

### ATTEMPTS

#### COLTS (SEASON)

MOST	FEWEST
601 1983	293 1982
566 1977	335 1990
565 1976	345 1960
545 1988	354 1991
536 1973/75	364 1954

## OPP (SEASON)

MOST	FEWEST
662 1978	325 1959
607 1981	331 1958
575 1993	348 1982
574 1980	352 1971
559 1984	375 1957/68

## COLTS MOST (GAME)

60 vs. S.F. 11/22/59  
 58 at NYJ 10/20/74  
 58 at Atl 11/17/74  
 57 at NYJ 11/11/84  
 53 vs. Hou 11/1/76  
 53 at Phi 10/30/83

## OPP MOST (GAME)

66 vs. Dal 12/6/81  
 58 at N.E. 12/26/93  
 56 at G.B. 10/18/53  
 56 at Buf 11/28/82  
 53 at Mia 10/27/74

## COLTS FEWEST (GAME)

10 vs. Ariz 1/1/06  
 10 vs. Ten 12/30/07  
 10 at Hou 9/12/10  
 10 at Pit 10/26/14  
 10 at Dal 12/21/14  
 11 vs. Was 12/22/90  
 11 at Mia 9/21/09

## OPP FEWEST (GAME)

11 at Buf 10/10/71  
 11 at NYJ 12/7/97  
 12 at Den 12/11/83  
 12 vs. T.B. 10/7/07  
 12 at Ariz 9/27/09  
 12 at Jax 11/8/12  
 12 vs. Cin 10/19/14  
 13 vs. Oak 10/10/04

## YARDS

### COLTS (SEASON)

MOST	FEWEST
2695 1983	1044 1982
2439 1985	1102 1992
2309 1976	1169 1991
2249 1988	1274 2008
2217 1975	1275 1954

### OPP (SEASON)

MOST	FEWEST
3010 1978	1113 1971
2768 2006	1174 1957
2665 1981	1291 1958
2566 1998	1339 1968
2521 1993	1400 1969

## COLTS MOST (GAME)

318 vs. G.B. 10/28/56  
 316 at Det 10/19/58  
 305 at Cle 11/11/56  
 299 vs. Hou 12/22/85  
 281 vs. Buf 10/6/85

### OPP MOST (GAME)

375 at Jax 12/10/06  
 354 vs. Dal 12/6/81  
 352 at K.C. 12/23/12  
 315 at Mia 11/11/73  
 313 at Min 9/13/64  
 303 at G.B. 10/18/53  
 303 vs. LA Rams 11/22/53

### COLTS FEWEST (GAME)

1 at Dal 12/21/14  
 4 vs. Det 9/22/91  
 11 vs. Ariz 1/1/06  
 18 vs. Stl 11/10/13  
 19 vs. LA Rams 9/26/54  
 19 vs. NE 11/16/14  
 24 vs. S.D. 12/18/05  
 24 vs. S.D. 11/28/10

### OPP FEWEST (GAME)

4 at Buf 10/10/71  
 15 vs. Pit 11/3/57  
 17 vs. T.B. 10/7/07  
 20 vs. G.B. 10/28/56  
 20 at Cle 10/14/96

### MOST BOTH TEAMS

548 vs. LA Rams 11/22/53  
 510 vs. Dal 12/6/81  
 469 at Chi 10/16/55  
 454 at LA Rams 12/9/61  
 449 vs. Den 9/30/07

### FEWEST BOTH TEAMS

87 at Den 9/26/10  
 97 vs. Pit 10/31/71  
 106 vs. Cle 9/6/92  
 109 vs. N.E. 11/1/98  
 115 at NYJ 10/18/70  
 117 at Pit 11/9/08

### AVERAGE

#### COLTS (SEASON)

BEST	LEAST
5.1 1956	2.9 1992
5.0 1985	3.3 1979
4.7 1958	3.3 1970
4.6 1961	3.3 1991
4.5 1983/01	3.4 96/08

#### OPP (SEASON)

BEST	LEAST
5.3 2006	3.1 1957
5.2 1953	3.2 1971
5.1 2012	3.5 1969
4.8 1959	3.5 1995
4.7 1998	3.6 (6 times)

### COLTS BEST (GAME)

8.52 at Balt 11/29/98  
 8.00 at GBM 11/13/54  
 7.95 vs. G.B. 10/28/56  
 7.80 vs. Dal 12/6/81  
 7.77 at LA Rams 10/9/61

### OPP BEST (GAME)

8.93 at Jax 12/10/06  
 8.12 at Min 11/17/63  
 8.00 at Det 11/25/04  
 8.00 at K.C. 12/23/12  
 7.77 vs. LA Rams 11/22/53

### COLTS LEAST (GAME)

0.10 at Dal 12/21/14  
 0.29 vs. Det 9/22/91  
 1.10 vs. Ariz 1/1/06  
 1.10 vs. NE 11/16/14  
 1.12 vs. LA Rams 9/26/54  
 1.29 at LA Rams 12/5/53  
 1.30 vs. Stl 11/10/13  
 1.31 at LA Rams 12/4/54

### OPP LEAST (GAME)

0.36 at Buf 10/10/71  
 0.50 vs. Pit 11/3/57  
 0.96 vs. Det. 9/29/57  
 1.11 vs. G.B. 10/28/56  
 1.11 at Cle 10/14/62

### PASSING

#### ATTEMPTS

##### COLTS (SEASON)

MOST	FEWEST
679 2010	266 1955
661 2014	279 1956
628 2012	283 1982
626 2014	300 1973
601 2009	313 1954

##### OPP (SEASON)

MOST	FEWEST
598 1994	246 1982
583 2009	297 1956
569 1995	298 1960
561 1999	312 1974
557 2004	313 1972

### COLTS MOST (GAME)

59 at Was 11/7/93  
 57 at NYJ 11/16/86  
 57 at Hou 9/12/10  
 56 at S.D. 11/11/07  
 54 vs. NYJ 12/15/74  
 54 at S.D. 9/26/99  
 54 at N.E. 10/8/00  
 54 at Det 12/2/12

### OPP MOST (GAME)

62 at NYJ 10/18/70  
 57 vs. Hou 9/4/94  
 57 at Den 9/26/10  
 56 at Min 9/28/69  
 56 vs. Ten 12/18/11  
 54 at Balt 9/11/05  
 54 at Ariz 9/27/09

### COLTS FEWEST (GAME)

7 at LA Rams 12/18/65  
 8 vs. Mia 12/9/73  
 11 at Atl 11/17/74  
 12 vs. Chi 9/25/55

### COLTS FEWEST (GAME) cont...

12 at G.B. 9/20/64

### OPP FEWEST (GAME)

9 at Hou 10/23/05  
 11 at N.E. 12/26/93  
 12 vs. Chi 11/3/63  
 12 at Buf 10/13/91  
 12 vs. Buf 11/12/06

### COMPLETIONS

#### COLTS (SEASON)

MOST	FEWEST
450 2010	126 1953
410 2014	134 1955
402 2009	137 1973
393 2008	142 1982
392 2002	158 1956

#### OPP (SEASON)

MOST	FEWEST
372 2009	138 1982
364 2004	144 1960
356 2010	158 1955
354 1994	161 1961
351 2011	165 1953/56

### COLTS MOST (GAME)

40 at Hou 9/12/10  
 38 at N.E. 11/21/10  
 37 at Was 11/7/93  
 37 vs. Ten 11/3/02  
 36 vs. NYJ 12/15/74  
 36 vs. N.E. 10/20/96  
 36 at Ten 10/11/09  
 36 vs. Dal 12/5/10  
 35 at Den 9/7/14  
 34 at T.B. 10/6/03  
 34 at S.D. 11/11/07  
 34 vs. Hou 11/8/09

### OPP MOST (GAME)

40 at Pit 10/26/14  
 38 vs. Ten 12/18/11  
 37 at Den 9/26/10  
 36 at Min 9/28/69  
 34 at NYJ 10/18/70  
 34 vs. Buf 10/8/89  
 34 vs. G.B. 9/26/04  
 34 at Balt 9/11/05  
 33 vs. Sea 10/4/09  
 33 at S.F. 10/18/98  
 32 at Ariz 9/27/09  
 32 vs. Hou 11/8/09

### COLTS FEWEST (GAME)

3 at LA Rams 12/18/65  
 3 vs. Cle 9/26/71  
 3 vs. Buf 12/17/78  
 3 at Buf 11/28/82  
 4 (3 times)

### OPP FEWEST (GAME)

4 vs. Was 10/26/58  
 4 vs. T.B. 10/3/76  
 5 (7 times)

**YARDS**

**COLTS (SEASON-GROSS)**

MOST	FEWEST
5062 2014	1613 1982
4747 2014	1625 1953
4732 2004	1746 1973
4700 2010	1795 1955
4605 2009	1995 1954

**OPP (SEASON-GROSS)**

MOST	FEWEST
4232 2004	1920 1982
4228 1981	2027 1971
3977 2012	2068 1960
3933 1986	2248 1958
3932 2014	2288 1955

**COLTS MOST (GAME-GROSS)**

472 at K.C. 10/31/04  
 469 vs. Min 12/16/62  
 440 vs. Jax 9/25/00  
 433 at Hou 9/12/10  
 433 vs. Mia 11/4/12

**OPP MOST (GAME-GROSS)**

538 at Min 9/28/69  
 522 at Pit 10/26/14  
 496 vs. NYJ 9/24/72  
 476 at Den 9/26/10  
 469 vs. T.B. 10/16/88  
 407 vs. Chi 11/25/62

**COLTS FEWEST (GAME-GROSS)**

21 at Cle 11/11/56  
 35 vs. Mia 12/9/73  
 44 vs. Buf 10/18/74  
 49 vs. Cle 9/26/71  
 53 vs. LA Rams 11/22/53

**OPP FEWEST (GAME-GROSS)**

46 vs. Was 10/26/58  
 46 at Buf 12/1/74  
 47 vs. Hou 10/14/79  
 48 at Hou 10/23/05  
 50 at GBM 11/24/91

**MOST BOTH TEAMS (GROSS)**

922 at Pit 10/26/14  
 872 vs. NYJ 9/24/72  
 861 at K.C. 10/31/04  
 801 at Den 9/26/10  
 787 vs. G.B. 9/26/04  
 762 vs. Was 11/30/14  
 733 at Min 9/28/69

**FEWEST BOTH TEAMS (GROSS)**

124 vs. Buf 12/17/78  
 128 at Buf 11/28/82  
 142 at Mia 11/23/75  
 144 at N.E. 10/19/75

**COLTS (SEASON-NET)**

MOST	FEWEST
4894 2014	1257 1953
4653 2014	1439 1982
4623 2004	1475 1973

**COLTS (SEASON-NET) cont...**

MOST	FEWEST
4609 2010	1631 1955
4515 2009	1659 1954

**OPP (SEASON-NET)**

MOST	FEWEST
4128 1981	1726 1960
3892 2004	1739 1971
3788 2012	1823 1982
3773 2014	1913 1961
3739 1986	1993 1958

**COLTS MOST (GAME-NET)**

472 at K.C. 10/31/04  
 451 vs. Min 12/16/62  
 440 vs. Jax 9/25/00  
 426 at Atl 11/12/67  
 419 vs. Atl 9/17/67  
 419 at Hou 9/12/10  
 419 vs. Mia 11/4/12

**OPP MOST (GAME-NET)**

530 at Min 9/28/69  
 522 at Pit 10/26/14  
 490 vs. NYJ 9/24/72  
 472 at Den 9/26/10  
 444 vs. T.B. 10/16/88  
 431 at Cle 10/26/81

**COLTS FEWEST (GAME-NET)**

1 vs. Buf 10/13/74  
 4 at Cle 9/16/73  
 5 at Cle 11/11/56  
 9 vs. LA Rams 11/22/53  
 11 at N.E. 10/23/77

**OPP FEWEST (GAME-NET)**

6 at Hou 10/23/05  
 13 vs. T.B. 10/3/76  
 16 vs. Was 10/26/58  
 23 at N.E. 12/6/92  
 27 vs. Hou 10/14/79

**MOST BOTH TEAMS (NET)**

907 at Pit 10/26/14  
 859 at K.C. 10/31/04  
 822 vs. NYJ 9/24/72  
 797 at Den 9/26/10  
 778 vs. G.B. 9/26/04  
 715 vs. NYG 12/22/02

**FEWEST BOTH TEAMS (NET)**

54 at N.E. 10/19/75  
 81 at Mia 11/23/75  
 86 vs. Buf 12/17/78  
 109 vs. Hou 10/14/79  
 112 at Buf 10/14/73

**COMPLETION PERCENTAGE**

**COLTS (SEASON)**

BEST	WORST
67.38 2005	39.50 1953
67.18 2008	45.67 1973
66.98 2004	49.87 1983
66.96 2003	50.00 1960

**COLTS (SEASON) cont...**

BEST	WORST
66.89 2009	50.12 1984

**OPP (SEASON)**

BEST	WORST
71.2 2011	45.87 1961
68.40 2008	46.28 1958
67.39 2005	47.38 1977
66.54 2010	48.32 1960
65.35 2004	48.72 1959

**COLTS BEST (GAME-20 ATT)**

85.3 at Jax 12/18/08 (29-34)  
 83.9 vs. Atl 12/14/03 (26-31)  
 83.3 at Buf 10/16/94 (20-24)  
 82.6 vs. Cle 9/25/05 (19-23)  
 82.1 at Den 10/29/06 (32-39)  
 81.8 at Ten 10/11/09 (36-44)  
 81.3 vs. Cin 12/7/08 (26-32)  
 81.1 at N.E. 12/4/11 (30-37)  
 80.6 vs. Cin 12/18/06 (29-36)  
 80.0 vs. G.B. 11/16/97 (24-30)  
 80.0 vs. N.E. 10/22/00 (16-20)

**OPP BEST (GAME-20 ATT)**

90.5 at Dal 12/21/14 (18-20)  
 88.6 at N.O. 10/23/11 (31-35)  
 86.4 at N.O. 11/18/01 (19-22)  
 86.2 vs. Oak 10/28/73 (25-29)  
 85.7 at Hou 9/21/80 (18-21)  
 84.6 vs. Hou 9/17/06 (22-26)  
 82.8 vs. Jax 12/2/07 (24-29)

**SACKS ALLOWED**

**COLTS (SEASON)**

MOST	FEWEST
62 1997	13 2009
58 1984	14 1999/04/08
57 1991	15 2006
53 1986	16 2010
52 1979	

**OPP (SEASON)**

MOST	FEWEST
59 1975	11 1982
57 1964	13 1981
56 1976	20 2000
47 1966	21 1974
47 1977	21 1993

**COLTS MOST (GAME)**

12 vs. StL 10/26/80  
 10 vs. T.B. 9/9/79  
 8 at Buf 12/1/74  
 8 vs. N.E. 11/26/78  
 8 vs. Sea 9/14/97  
 8 at Det 11/23/97  
 7 (17 times) Last: vs. Cin. 11/9/97

**OPP MOST (GAME)**

11 at LA Rams 11/22/64  
 11 vs. Cle 9/6/92  
 10 at Buf 11/13/77  
 10 at K.C. 11/2/80  
 9 at Buf 10/10/71

**OPP MOST (GAME) cont...**

9 vs. Buf 12/11/00  
8 (7 times) Last: at NYJ 12/7/97

**YARDS LOST - SACKS**
**COLTS (SEASON)**

MOST	FEWEST
487 1991	86 2008
480 1978	89 2006
436 1984	90 2009
424 1990	91 2010
418 1997	95 2005

**OPP (SEASON)**

MOST	FEWEST
496 1975	97 1982
489 1964	100 1981
461 1976	121 1993
407 1961	155 1959
401 1966	157 2006

**COLTS YDS LOST SACKS (GAME)**

91 vs. N.E. 11/26/78  
73 vs. K.C. 9/28/70  
73 vs. StL 10/26/80  
72 at Buf 12/1/74  
72 vs. Cle 12/1/91

**OPP YDS LOST SACKS (GAME)**

102 at LA Rams 11/22/64  
97 at Min 9/23/62  
76 at Buf 10/10/71  
75 at Min 11/17/63  
74 at NYJ 10/26/75  
74 vs. T.B. 10/3/76

**TURNOVERS**
**PASSES HAD INTERCEPTED**
**COLTS (SEASON)**

MOST	FEWEST
30 1978	8 1975
29 1961	9 1964/06
28 1998	10 76/82/03/04/13
27 1953/66/69	11 58/95/96/05

**OPP (SEASON)**

MOST	FEWEST
40 1959	5 1982
35 1958	8 1998
32 1967	8 2011
30 1960	9 1990
30 1977	

**COLTS MOST (GAME)**

8 vs. NYJ 9/23/73  
6 at G.B. 10/8/61  
6 vs. Mia 9/10/78  
6 at S.D. 11/11/07  
5 (8 times)

**OPP MOST (GAME)**

7 vs. LA Rams 12/4/54  
7 vs. Chi 10/2/60  
6 (4 times)  
5 (14 times)

**MOST BOTH TEAMS**

9 at Phi 11/15/53  
9 at NYJ 10/18/70  
9 vs. NYJ 9/23/73

**FUMBLES**
**COLTS (SEASON)**

MOST	FEWEST
41 1986	10 1998
38 1978	11 2009
37 1972	13 1967/06/08
36 1979	14 2005/07/10/13
36 1987	

**OPP (SEASON)**

MOST	FEWEST
43 1987	11 2012
42 1953	11 1982
41 1986	14 1970
37 2002	15 2011
36 1978/04	16 2000/01

**COLTS MOST (GAME)**

7 vs. Mia 10/23/83  
6 at NYJ 11/14/71  
6 vs. NYJ 9/28/86  
6 at NYJ 11/16/86  
6 vs. JAX 11/23/14

**OPP MOST (GAME)**

8 at N.E. 10/7/73  
7 6 times)  
6 (8 times)

**FUMBLES LOST**
**COLTS (SEASON)**

MOST	FEWEST
25 1963	4 2013
22 1972	5 98/07/08/09
21 1953	7 2004
21 1979	8 55/67/88/05/10
20 1986/93	

**OPP (SEASON)**

MOST	FEWEST
27 1953	3 2012
25 1987	6 1982
22 1973	8 1961
21 1976	8 1967
20 1978/88	8 2000

**COLTS MOST (GAME)**

5 at Det 10/20/57  
5 at G.B. 9/29/63  
4 (13 times)

**OPP MOST (GAME)**

5 vs. LA Rams 11/23/58  
4 (12 times)

**TOTAL TURNOVERS**
**COLTS (SEASON)**

MOST	FEWEST
48 1953	14 2013
47 1978	17 04/08
44 1962	18 1975

**COLTS (SEASON) cont...**

MOST	FEWEST
42 1961	19 1964
40 1979	19 2005
	19 2006
	19 2007

**OPP (SEASON)**

MOST	FEWEST
56 1953	11 1982
52 1958	15 2012
49 1959	17 2011
47 1977	19 1998
45 1987	21 93/10

**COLTS MOST (GAME)**

8 at G.B. 10/8/61 (6i/2f)  
8 vs. Cle 9/26/71 (5i/3f)  
8 vs. NYJ 9/23/73 (8i)

**OPP MOST (GAME)**

9 vs. LA Rams 11/23/58 (5f/4i)  
9 at LA Rams 12/4/54 (7i/2f)  
8 at S.F. 11/29/54 (5i/3f)  
8 vs. Chi 10/2/60 (7i/1f)  
8 at Phi 11/15/63 (6i/2f)

**TURNOVER DIFFERENTIAL**
**COLTS (SEASON)**

BEST	WORST
+30 1958	-18 1961
+26 1959	-14 1969
+23 1975	-14 1993
+22 1964	-14 1998
+21 1977	-13 1974
	-13 2001

**PENALTIES**
**COLTS (SEASON)**

MOST	FEWEST
137 1979	51 1960
122 1992	52 1967
120 1983	52 1982
106 1981/97/ 98/04	53 1956
	55 1958

**OPP (SEASON)**

MOST	FEWEST
130 1999	58 1963
128 2012	59 1960
123 2003	59 1964
121 1996	59 1982
119 2005	60 57/58

**COLTS MOST (GAME)**

16 at Den 12/11/83  
15 at Buf 9/18/83  
14 at K.C. 9/2/79  
14 at Buf 9/21/97  
13 (3 times)  
12 (9 times)

**OPP MOST (GAME)**

19 vs. Buf 9/23/01  
17 vs. Pit 10/30/77  
16 vs. Chi 12/5/65



## OPP MOST (GAME) cont...

15 vs. Chi 11/21/54  
 15 at NYJ 9/8/96  
 15 vs. S.D. 11/3/96  
 15 at N.E. 9/19/99  
 14 (9 times)  
 13 (8 times)  
 12 (12 times)

## COLTS FEWEST (GAME)

0 vs. S.F. 10/26/69  
 0 at GBM 9/10/66  
 0 vs. NYJ 10/30/94  
 0 at K.C. 12/15/96  
 0 at Cle 12/26/99

## OPP FEWEST (GAME)

0 at LA Rams 12/18/65  
 0 vs. StL 10/12/64

## YARDS PENALIZED

### COLTS (SEASON)

MOST	FEWEST
1239 1979	433 1982
986 1983	458 1967
958 1992	483 1973
943 1995	504 1960
914 1980	507 1956

### OPP (SEASON)

MOST	FEWEST
1208 2012	466 1982
1093 1999	486 1956
1032 1970	538 1960
1014 1979	543 2008
1006 1978	546 1957

### COLTS MOST (GAME)

153 at Buf 9/18/83  
 151 at Buf 10/19/86  
 127 at Chi 10/16/55  
 126 at Mia 10/15/87

### OPP MOST (GAME)

148 vs. Chi 11/21/54  
 146 vs. N.E. 11/4/07  
 142 vs. Chi 12/5/65  
 139 vs. Dal 10/15/72  
 135 vs. S.D. 11/3/96  
 135 vs. N.E. 9/19/99

## PUNTS

### COLTS (SEASON)

MOST	FEWEST
101 1979	42 1961
98 1984	46 1982
94 1978	48 2006
91 1983	49 1966
88 2011	49 1967
86 1975	49 1968

### OPP (SEASON)

MOST	FEWEST
95 1979	41 1982
90 2014	47 73/06
88 1971	48 1981

## OPP (SEASON) cont...

MOST	FEWEST
83 1975/99/14	50 1959
82 1987/00	52 2004

## COLTS MOST (GAME)

12 at NYJ 9/25/77  
 12 at Buf. 10/6/96  
 11 at Chi 10/10/54  
 11 at S.F. 11/29/64  
 11 at Mia 11/11/73  
 11 at N.E. 10/19/75  
 10 (8 times)

## OPP MOST (GAME)

11 vs. NYJ 9/19/71  
 11 at K.C. 9/2/79  
 11 at Buf 10/6/96  
 11 vs. Hou 12/1/02  
 11 vs. Cin 10/19/14  
 10 vs. Den 9/11/83  
 10 at N.E. 11/11/90  
 10 at N.E. 12/6/92

## MOST BOTH TEAMS

23 at Buf. 10/6/96  
 21 at K.C. 9/2/79  
 20 vs. Den 9/11/83  
 20 vs. Hou 12/1/02

## COLTS FEWEST (GAME)

0 vs. Cle 11/1/59  
 0 vs. Det 11/19/67  
 0 at S.D. 11/7/76  
 0 vs. N.E. 9/1/91  
 0 vs. Buf 9/23/01  
 0 vs. Ten 12/5/04  
 0 at Hou 10/23/05

## OPP FEWEST (GAME)

0 at S.F. 12/13/53  
 0 vs. G.B. 11/6/60  
 0 at Dal 9/4/78  
 0 at Phi 11/15/81  
 0 at Buf 9/9/90  
 0 vs. Jax 12/2/07

## AVERAGE

### COLTS (SEASON)

BEST	WORST
47.57 2012	34.47 1957
46.70 2014	36.21 1979
46.57 2011	37.14 1974
45.66 1996	37.19 1954
45.57 1966	37.29 1958

### OPP (SEASON)

BEST	WORST
47.50 2014	35.74 1978
47.04 2012	36.21 1977
46.41 1960	36.89 1976
46.06 1997	37.17 1987
45.60 2013	37.40 1973

## INTERCEPTION RETURN YDS

### COLTS (SEASON)

MOST	FEWEST
577 1959	75 1985
514 1958	87 1974
493 1975	97 1998
483 1968	106 1969
453 1967	116 1973

### OPP (SEASON)

MOST	FEWEST
545 2001	111 1975
529 1978	117 1983
469 1953	119 1964
461 1992	119 2011
438 1966	125 2003

### COLTS MOST (GAME)

144 vs. G.B. 11/2/58  
 138 at Chi 11/17/57  
 136 at S.F. 10/13/68  
 135 vs. Cle 12/10/89  
 126 at N.E. 12/11/94

### OPP MOST (GAME)

162 at Den 11/27/77  
 161 at G.B. 10/19/08  
 143 vs. S.D. 11/4/84  
 132 vs. N.E. 11/15/92  
 129 vs. NYJ 12/15/74

### COLTS MOST TDS (SEASON)

4 1959/65/68/75/96/12  
 3 1967/70/94  
 2 57/63/66/78/89/97/00/03/04/05/  
 08/09/10/11

### OPP MOST TDS (SEASON)

6 2001  
 4 1973/92/10  
 3 1953/58/66/69/74/78/08/12/14  
 2 1956/59/67/84/89/94/98/99

## PUNT RETURNS

### COLTS (SEASON)

MOST	FEWEST
53 1963	12 1981
48 1955	14 1982
48 1964	22 2008
45 1965	23 1960/06
45 1966	24 73/04/05
45 2014	

### OPP (SEASON)

MOST	FEWEST
62 1984	15 1960
55 1983	18 1961
53 1978	19 1963
52 1986	19 1968
51 1975/89	21 1967

### COLTS MOST (GAME)

9 at LA Rams 11/22/64  
 9 at K.C. 9/2/79  
 8 vs. Det 10/10/65  
 8 vs. NYJ 9/19/71

## COLTS MOST (GAME) cont...

8 vs. T.B. 10/3/76  
8 at N.E. 11/11/90

## OPP MOST (GAME)

9 vs. LA Rams 11/27/66  
8 vs. Buf 10/13/74  
8 vs. Den 10/22/78  
8 vs. S.D. 11/26/89  
7 (7 times)

### YARDS

## COLTS (SEASON)

MOST	FEWEST
485 1963	56 1981
453 1964	78 1982
449 1985	108 2011
447 1996	127 1960
439 1975	129 1973

## OPP (SEASON)

MOST	FEWEST
642 1983	48 1960
600 1984	62 1968
572 1985	71 1955
558 1989	109 1957
550 2011	119 1963

## COLTS MOST (GAME)

164 vs. NYJ 9/19/71  
148 at GBM 10/14/56  
141 vs. S.D. 11/3/96  
124 at N.E. 11/11/90  
111 vs. Buf 11/25/12

## OPP MOST (GAME)

145 vs. Stl 11/10/13  
123 at K.C. 11/2/80  
117 vs. N.E. 11/15/09  
117 at N.E. 11/18/12  
114 at G.B. 12/7/68  
110 at N.E. 11/10/85

## COLTS LEAST (GAME)

-8 at S.D. 10/23/88  
-5 at Pit 11/22/92  
-5 at S.D 11/11/07  
-3 (4 times)

## OPP LEAST (GAME)

-5 vs. Hou 9/13/92  
-4 vs. Phi 12/6/70  
-3 (8 times)

## COLTS MOST TDS (SEASON)

2 1992  
1 (14 times)

## OPP MOST TDS (SEASON)

2 1956  
1 (22 times)

### FAIR CATCHES

## MOST (SEASON)

COLTS	OPP
34 1971	24 1979

## MOST (SEASON) cont...

COLTS	OPP
26 1970	22 2010
25 2005/13/14	21 73/00/11
24 1992/10/11	18 1992
23 2009	17 2002

## COLTS MOST (GAME)

6 vs. Cin 10/19/14  
5 vs. Det 12/7/69  
5 at N.E. 10/3/71  
5 vs. LA Rams 11/8/71  
5 vs. G.B. 10/7/12  
4 (11 times)

## OPP MOST (GAME)

6 at S.F. 10/13/68  
5 at Mia 11/11/79  
4 (8 times)  
3 (23 times)

### KICKOFF RETURNS

## COLTS (SEASON)

MOST	FEWEST
84 1981/01	31 2011
74 1978	32 1971
74 1986	34 1958
71 1998	35 2014
70 1979	38 1959/68/14

## OPP (SEASON)

MOST	FEWEST
93 2003	21 2011/14
92 2004	25 1982
89 2005	26 2014
87 2001	29 1954
83 1999	33 1991

## COLTS MOST (GAME)

9 at Chi 10/21/56  
9 at N.E. 11/18/79  
9 at Buf 9/21/97  
9 at Balt 12/2/01  
9 vs. S.D. 11/28/10  
8 (10 times)

## OPP MOST (GAME)

10 vs. Buf 12/12/76  
10 vs. Den 10/31/88  
9 at N.O. 9/28/03  
9 vs. Ten 12/5/04  
8 (23 times)

### YARDS

## COLTS (SEASON)

MOST	FEWEST
1832 2001	578 2011
1651 1981	679 1971
1648 1978	753 1982
1545 2004	792 1959
1510 2003	864 1958

## OPP (SEASON)

MOST	FEWEST
2029 06/07	538 1982
2006 2001	551 1993

## OPP (SEASON) cont...

MOST	FEWEST
1999 2003	573 1991
1978 2005	577 2014
1960 2004	584 2011

## COLTS MOST (GAME)

274 vs. NYJ 9/24/72  
252 vs. S.D. 12/26/04  
219 at Dal 9/4/78  
213 vs. Sea. 9/14/97  
204 at Chi 10/21/56  
204 vs. Cin 10/11/81

## OPP MOST (GAME)

268 at Sea 10/15/00  
266 at Hou 10/23/05  
249 vs. NYJ 11/16/03  
233 at Hou 9/23/07  
230 vs. Chi 10/4/58  
230 vs. N.E. 12/21/75

## COLTS LEAST (GAME)

0 (18 times)

## OPP LEAST (GAME)

-2 at G.B. 10/19/08  
0 (26 times)

## COLTS MOST TDS (SEASON)

2 1958/68  
1 (18 times)

## OPP MOST TDS (SEASON)

3 2007  
2 1977/03/06  
1 (18 times)

### OPPONENTS BEST GAMES

#### SCORING

## MOST POINTS

33 Paul Hornung at G.B. 10/8/61  
30 Jim Brown vs. Cle 11/1/59  
30 Paul Hornung vs. G.B. 12/12/65  
24 Marshall Faulk at St. L. 12/30/01  
24 Jonas Gray vs. N.E. 11/16/14  
21 Gordy Sohtau at S.F. 12/13/53  
20 Gordy Sohtau vs. S.F. 11/29/53

## MOST KICK-SCORING POINTS

18 Nate Kaeding vs. S.D. 11/28/10  
17 Greg Davis at S.D. 10/26/97  
17 John Hall vs. NYJ 12/23/01  
17 Shayne Graham at Hou 12/16/12  
16 Curt Knight at Was 11/18/73  
16 Jason Staurovsky vs. N.E. 12/3/89  
16 Doug Pelfrey vs. Cin 9/3/95  
16 Olindo Mare vs. Mia 12/31/06

## MOST TOUCHDOWNS

5 Jim Brown vs. Cle 11/1/59  
5 Paul Hornung vs. G.B. 12/12/65  
4 Paul Hornung at G.B. 10/8/61  
4 Marshall Faulk at St. L. 12/30/01

## **MOST TOUCHDOWNS cont...**

4 Jonas Gray vs. N.E. 11/16/14

## **MOST PATS**

8 John Kasay at N.O. 10/23/11  
 8 Stephen Gostkowski at N.E. 11/18/12  
 7 George Blanda at Chi 10/21/56  
 7 Fred Cox at Min 9/28/69  
 7 Shaun Suisham at Pit 10/26/14

## **MOST PAT ATTEMPTS**

8 George Blanda at Chi 10/21/56  
 8 John Kasay at N.O. 10/23/11  
 8 Roger Leclerc vs. Chi 11/25/62  
 7 Fred Cox at Min 9/28/69  
 7 Shaun Suisham at Pit 10/26/14

## **MOST FIELD GOALS**

5 Curt Knight at Was 11/18/73  
 5 Jason Staurovsky at N.E. 12/3/89  
 5 Doug Pelfrey vs. Cin 9/3/95  
 5 Greg Davis at S.D. 10/26/97  
 5 John Hall vs. NYJ 12/23/01  
 5 Olindo Mare vs. Mia 12/31/06  
 5 Ryan Longwell at Min 9/14/08  
 5 Billy Cundiff at Balt 11/22/09  
 5 Nate Kaeding vs. S.D. 11/28/10  
 5 Shayne Graham at Hou 12/16/12

## **MOST FIELD GOAL ATTEMPTS**

7 Jason Staurovsky at N.E. 12/3/89  
 6 Pat Leahy at NYJ 11/29/81  
 6 Greg Davis at S.D. 10/26/97  
 6 Scott Norwood at Buf 9/9/90  
 6 John Hall vs. NYJ 12/23/01  
 6 Ryan Longwell at Min 9/14/08  
 6 Billy Cundiff at Balt 11/22/09

## **LONGEST FIELD GOAL**

60 Rob Bironas at Ten 12/3/06  
 59 Josh Scobee at Jax 10/3/10  
 59 Sebastian Janikowski at Oak 12/26/10  
 56 Chip Lohmiller vs. Was 12/22/90  
 56 Kris Brown vs. Hou 11/8/09  
 55 Jason Hanson at Det 11/23/97  
 54 Rob Bironas vs. Ten 12/30/07  
 54 Sebastian Janikowski at Oak 12/26/10

## **RUSHING**

### **MOST ATTEMPTS**

37 Jonas Gray vs. N.E. 11/16/14  
 35 Curtis Martin at N.E. 11/24/96  
 33 Rodney Hampton at NYG 12/12/93  
 33 Fred Jackson at Buf 1/3/10  
 33 Arian Foster at Hou 9/12/10  
 32 Jim Brown vs. Cle 11/1/59  
 32 O.J. Simpson vs. Buf 10/12/75  
 32 Pete Johnson at Cin 12/7/80  
 32 Ricky Watters at Sea 12/20/98  
 32 Priest Holmes at K.C. 10/31/04  
 32 Ron Dayne at Hou 12/24/06  
 32 Shonn Greene at NYJ 10/14/12

### **MOST YARDS**

231 Arian Foster at Hou 9/12/10  
 226 Jamaal Charles at K.C. 12/23/12

## **MOST YARDS cont...**

216 Barry Sanders at Det 11/23/97  
 212 Fred Jackson at Buf 1/3/10  
 205 Dan Towler vs. LA Rams 11/22/53  
 203 Curtis Martin at NYJ 12/3/00

## **HIGHEST AVG. (7 ATT. MIN)**

14.6 Dan Towler vs. LA Rams 11/22/53  
 14.6 Fred Taylor at Jax 12/10/06  
 13.3 Floyd Reid vs. G.B. 10/31/53  
 12.7 Nick Pietrosante at Det 10/23/60  
 12.2 Tommy Mason at Min 11/17/63

## **LONGEST RUSH**

86t Jamaal Charles at K.C. 12/23/12  
 83t Michael Turner vs. S.D. 12/18/05  
 81t Rick Casares at Chi 10/16/55  
 80t Barry Sanders at Det 11/23/97  
 78t O.J. Simpson at Buf 10/14/73  
 78t Kenneth Davis at Buf 10/6/91

## **MOST TOUCHDOWNS**

5 Jim Brown vs. Cle 11/1/59  
 4 Jonas Gray vs. N.E. 11/16/14  
 3 (14 times) Last: Shonn Green  
 10/14/10  
 at NYJ

## **PASSING**

### **MOST ATTEMPTS**

62 Joe Namath at NYJ 10/18/70  
 57 Kyle Orton at Den 9/26/10  
 52 Kurt Warner at Ari 9/27/09  
 52 Eli Manning at NYG 11/3/14  
 51 Steve Young at S.F. 10/18/98  
 50 Kent Graham at NYG 11/14/99

### **MOST COMPLETIONS**

40 Ben Roethlisberger at Pit 10/26/14  
 37 Kyle Orton at Den 9/26/10  
 34 Joe Namath at NYJ 10/18/70  
 33 Steve Young at S.F. 10/18/98  
 33 Seneca Wallace vs. Sea 10/4/09  
 32 Matt Schaub vs. Hou 11/8/09  
 31 (7 times) Last: Colt McCoy vs. Was  
 11/30/14

### **MOST YARDS**

522 Ben Roethlisberger at Pit 10/26/14  
 496 Joe Namath vs. NYJ 9/24/72  
 476 Kyle Orton at Den 9/26/10  
 469 Vinny Testaverde vs. T.B. 10/16/88  
 449 Joe Kapp at Min 9/28/69  
 444 Brian Sipe at Cle 10/25/81

### **HIGHEST COMP. PCT. (MIN. 20 ATT.)**

90.0 Tony Romo at Dal 12/21/14 (18-20)  
 88.6 Drew Brees at N.O. 11/23/11 (31-35)  
 86.4 Aaron Brooks at N.O. 11/18/01 (19-22)  
 86.2 Ken Stabler vs. Oak 10/28/73 (25-29)  
 85.7 Ken Stabler at Hou 9/21/80 (18-21)  
 85.0 Joe Theismann at Was 10/7/84 (17-20)  
 84.6 David Carr vs. Hou 9/17/06 (22-26)  
 81.6 Ben Roethlisberger at Pit 10/26/14 (40-49)

## **LONGEST COMPLETION**

99t Karl Sweetan to Pat 10/16/66  
 Studstill vs. Det  
 95t Todd Collins to Quinn Early 12/1/96  
 vs. Buf  
 92t Roger Staubach to 9/4/78  
 Tony Dorsett at Dal  
 91t Tom Brady to 10/21/01  
 David Patten vs. N.E.  
 88t Jim Plunkett to 12/19/71  
 Randy Vataha vs. N.E.  
 85t Norm Snead to Leroy Jackson 12/8/62  
 vs. Was

## **MOST TD PASSES**

7 Joe Kapp at Min 9/28/69  
 6 Joe Namath vs. NYJ 9/24/72  
 6 Ben Roethlisberger at Pit 10/26/14  
 5 Dan Fouts at S.D. 12/26/82  
 5 Mark Malone at Pit 9/8/85  
 5 Drew Brees at N.O. 10/23/11  
 4 (19 times) Last: Tony Romo at Dal  
 12/21/14

## **MOST INTERCEPTIONS**

7 Zeke Bratkowski vs. Chi 10/2/60  
 6 Norm Van Brocklin at LA Ram 12/4/54  
 6 Joe Namath at NYJ 10/18/70  
 5 (6 times) Last: Terry Bradshaw  
 vs. Pit 10/30/77  
 4 (27 times) Last: Tom Brady at N.E.  
 11/5/06

## **MOST ATTS NO INTS (GAME)**

51 Steve Young at S.F. 10/18/98  
 49 Ben Roethlisberger at Pit 10/26/14  
 48 Dan Marino at Mia 9/15/85  
 47 Donovan McNabb at Phil 11/10/02  
 47 Colt McCoy vs. Was 11/30/14  
 45 Drew Bledsoe at N.E. 9/19/99  
 45 Seneca Wallace vs. Sea 10/4/09

## **RECEPTIONS**

### **MOST RECEPTIONS**

21 Brandon Marshall vs. Den 12/13/09  
 13 Al Toon vs. NYJ 11/6/88  
 13 Calvin Johnson at Det 12/2/12  
 12 Eddie Bell at NYJ 10/18/70  
 12 Henry Ellard at LA Rams 9/17/89  
 12 Keith Byars at Phi 9/30/90  
 12 Ben Coates vs. N.E. 11/27/94  
 12 Jabar Gaffney at Den 9/26/10  
 12 Andre Johnson vs. Hou 12/30/12

### **MOST YARDS**

231 Dave Parks vs. S.F. 10/3/65  
 230 Henry Ellard at LA Rams 9/17/89  
 229 Andre Johnson vs. Hou 11/3/13  
 210 Drew Hill vs. Hou 12/22/85  
 206 Cris Collinsworth at Cin 10/2/83  
 204 Rich Caster vs. NYJ 9/24/72  
 204 Amani Toomer vs. NYG 12/22/02

### **AVG. GAIN (3 REC. MIN)**

50.3 Jack Snow vs. LA Rams 10/15/67  
 48.0 Harlon Hill at Chi 10/10/54



## AVG. GAIN (3 REC. MIN) cont...

41.7 Stanley Morgan at N.E. 9/18/78  
 41.7 Raghb Ismail at Oak 10/22/95  
 41.3 Nat Moore vs. Mia 10/10/76  
 40.7 Leroy Jackson vs. Was 12/8/62  
 40.7 Gary Garrison at S.D. 9/20/70

## TOUCHDOWNS

3 (21 times) Last: Julius Thomas at Den 9/7/14

## INTERCEPTIONS

### MOST INTERCEPTIONS

3 Jim David vs. Det 10/6/56  
 3 Jack Christiansen at Det 11/7/53  
 3 Jack Butler vs. Pit 11/3/57  
 3 Jim Kerr at Was 11/26/61  
 3 Johnny Robinson vs. K.C. 9/28/70  
 3 Rich Sowell vs. NYJ 9/23/73  
 3 Antonio Cromartie at S.D. 11/11/07

### MOST RETURN YARDS

105 Henry Jones at Buf 9/20/92  
 99 Aaron Rouse at G.B. 10/19/08  
 92 Erik McMillan at NYJ 10/1/89  
 87 Bobby Dillon at GBM 10/14/56  
 87 Dave Robinson vs. G.B. 12/12/65  
 87 Alfonzo Dennard at N.E. 11/18/12

### LONGEST RETURN

99t Aaron Rouse at G.B. 10/19/08  
 92t Eric McMillan at NYJ 10/1/89  
 87t Dave Robinson vs. G.B. 12/12/65  
 87t Alfonzo Dennard at N.E. 11/18/12  
 82t Henry Jones at Buf 9/20/92  
 82t Chris Singleton vs. N.E. 11/15/92

### TOUCHDOWNS

2 Henry Jones at Buf 9/20/92

## PUNTING

### MOST (GAME)

11 Steve O'Neal vs. NYJ 9/19/71  
 11 Bob Grupp at K.C. 9/2/79  
 11 Chris Mohr at Buf 10/6/96  
 11 Chad Stanley vs. Hou 12/1/02  
 11 Kevin Huber vs. Cin 10/19/14  
 10 Luke Prestridge vs. Den 9/11/83  
 10 Brian Hansen at N.E. 11/11/90  
 10 Shawn McCarthy at N.E. 12/6/92

### MOST YARDS

558 Kevin Huber vs. Cin 10/19/14  
 511 Bob Grupp at K.C. 9/2/79  
 450 Steve O'Neal vs. NYJ 9/19/71  
 444 Chris Mohr at Buf 10/6/96  
 435 Chad Stanley vs. Hou 12/1/02

### BEST AVG. (4-MIN)

55.6 Tom Tupa vs. N.E. 9/7/97  
 55.5 Shane Lechler vs. Oak 10/10/04  
 54.7 Brett Kern at Ten 12/28/14  
 54.5 Shane Lechler at Hou 10/9/14  
 53.5 Bryan Anger vs. Jax 9/23/12  
 53.3 Boyd Dowler at G.B. 10/9/60  
 53.0 Dustin Colquitt vs. K.C. 10/10/10

## BEST AVG. (4-MIN) cont...

52.4 Shane Lechler vs. Oak 10/14/01

## LONGEST PUNT

79 Chuck Ramsey vs. NYJ 10/15/78  
 79 Brett Kern at Ten 12/28/14  
 76 Larry Barnes at S.F. 12/8/57  
 76 Bobby Walden at Min 10/22/67  
 75 Craig Hentrich at Ten 10/27/08

## PUNT RETURNS

### MOST (GAME)

8 Rick Upchurch vs. Den 10/22/78  
 8 Phil McConkey vs. S.D. 11/26/89  
 7 Danny Reece vs. T.B. 9/9/79  
 7 Dino Hall at Cle 10/26/81  
 7 Willie Drewery at Hou 11/23/86  
 7 Chris Hale at Buf 9/20/92  
 7 Eric Guliford at Car 12/3/95

### MOST YARDS

145 Tavon Austin vs. Stl 11/10/13  
 123 J.T. Smith at K.C. 11/2/80  
 117 Wes Welker vs. N.E. 11/15/09  
 117 Julian Edelman at N.E. 11/18/12  
 111 Antwaan Randle-El vs. Wash 10/22/06  
 107 Ricky Smith at N.E. 9/4/83  
 107 Eric Guliford at Car 12/3/95

### LONGEST RETURN

98t Tavon Austin vs. Stl 11/10/13  
 91t Nate Burleson vs. Min 11/8/04  
 87t Antwaan Randle-El vs. Wash 10/22/06  
 80t Stanley Morgan at N.E. 11/18/79  
 80 Desmond Howard vs. Det 10/29/00  
 78t Mike Thomas vs. Jax 12/19/10

### HIGHEST AVG. (2 MIN)

58.5 Julian Edelman at N.E. 11/18/12  
 55.5 Antwaan Randle-El vs. Was 10/22/06  
 48.0 Nate Burleson vs. Min 11/8/04  
 45.5 Jake Scott at Mia 11/22/70  
 44.0 Willie Wood at G.B. 10/8/61

### MOST FAIR CATCHES

4 Kermit Alexander at S.F. 10/13/68  
 4 Thom Darden at Cle 9/16/73  
 4 Rod Woodson vs. Pit 10/6/91  
 4 Rod Woodson at Pit 11/22/92  
 4 Walter Stanley at N.E. 12/6/92  
 4 Jeff Ogden at Mia 12/17/00  
 4 Quan Cosby vs. Cin 11/14/10  
 4 Keshawn Martin at Hou 10/9/14

## KICKOFF RETURNS

### MOST (GAME)

8 Allen Rossum at Phil 11/21/99  
 8 Chris Johnson vs. StL 10/17/05  
 8 Tab Perry at Cin 11/20/05  
 7 (14 times) Last: Marc Mariani at Ten 12/9/10

### MOST YARDS

266 Jerome Mathis at Hou 10/23/05  
 242 Jonathan Carter vs. NYJ 11/16/03  
 233 Jerome Mathis at Hou 9/23/07

## MOST YARDS cont...

211 Roell Preston vs. G.B. 11/16/97  
 206 Allen Carter vs. N.E. 12/21/75

## LONGEST RETURN

106t Brad Smith vs. NYJ 12/27/09  
 103t Tom Wilson vs. LA Rams 11/25/56  
 103t Herb Adderley at G.B. 11/18/62  
 103t Justin Miller at NYJ 10/1/06  
 102t Curtis Brown at Buf 9/24/78  
 101t Lance Rentzel at Min 11/14/65  
 101t Raymond Clayborn vs. N.E. 12/18/77

## LONGEST NON-SCORING RETURN

96 Joe Arenas at S.F. 12/16/56

## HIGHEST AVG. (2 MIN)

67.3 Lenny Lyles at S.F. 12/18/60  
 62.0 Willie Galimore vs. Chi 10/4/58  
 61.5 Tom Wilson vs. LA Rams 11/25/56  
 60.0 Lance Rentzel at Min 11/14/65

## FUMBLE RETURNS

### LONGEST

80t Phil Wise at NYJ 12/2/73  
 78t Darrell Green at Was 11/7/93  
 75t Derrol Ray at NYJ 9/7/80

## OPPONENTS CAREER BEST

### MOST POINTS

207 Pat Leahy N.Y. Jets  
 143 Steve Christie T.B./Buf.  
 140 Josh Scobee Jacksonville  
 138 Paul Hornung Green Bay  
 122 Adam Vinatieri New England  
 117 Olindo Mare Mia./N.O./Sea./Car.  
 103 John Smith New England

### MOST TOUCHDOWNS (R-P-Rt)

16 Paul Hornung Green Bay (13-3-0)  
 16 Andre Reed Buffalo (0-16-0)  
 14 Stanley Morgan New England (0-13-1)  
 14 Maurice Jones-Drew Jax. (10-3-1)  
 13 Rick Casares Chicago (11-2-0)  
 13 Jim Taylor G.B./N.O. (12-1-0)

### MOST PATS

69 Pat Leahy N.Y. Jets  
 52 John Smith New England  
 47 Adam Vinatieri New England  
 42 George Blanda Chi./Oak.

### MOST PAT ATTEMPTS

75 Pat Leahy N.Y. Jets  
 57 John Smith New England  
 47 Adam Vinatieri New England  
 44 Uwe Von Schamann Miami  
 43 George Blanda Chi./Oak.  
 43 Garo Yepremian Det./Mia.

### MOST FGS

46 Pat Leahy N.Y. Jets  
 35 Steve Christie T.B./Buf.  
 35 Josh Scobee Jacksonville  
 29 Rob Bironas Tennessee  
 27 Olindo Mare Mia./N.O./Sea./Car.



**MOST FGS cont...**

25 Adam Vinatieri New England

**MOST FG ATTS**

62 Pat Leahy N.Y. Jets  
 45 Josh Scobee Jacksonville  
 44 Steve Christie T.B./Buf.  
 36 Tommy Davis San Francisco  
 36 Rob Bironas Tennessee  
 34 Garo Yepremian Det./Mia.  
 32 Olindo Mare Mia./N.O./Sea./Car.

**MOST CONSECUTIVE FGS**

18 Tony Franklin Phil./N.E.  
 15 Adam Vinatieri\* New England  
 13 Nate Kaeding\* San Diego  
 13 Olindo Mare Miami  
 12 John Smith New England  
 12 Rob Bironas Tennessee

**MOST 50+ FGS**

5 Rob Bironas Tennessee  
 4 Josh Scobee Jacksonville  
 4 Shayne Graham Houston  
 3 Jason Hanson Detroit  
 2 John Carney S.D./N.O.  
 2 Steve Christie T.B./Buf.  
 2 Sebastian Janikowski Oakland  
 2 Nate Kaeding San Diego  
 2 Chip Lohmiller Washington  
 2 Pete Stoyanovich Mia./K.C.

**MOST RUSHING ATTEMPTS**

345 Curtis Martin N.E./N.Y.J.  
 304 Thurman Thomas Buffalo  
 271 Maurice Jones-Drew Jacksonville  
 251 Jim Taylor G.B./N.O.  
 250 O.J. Simpson Buffalo  
 246 Fred Taylor Jacksonville

**MOST RUSHING YARDS**

1645 Curtis Martin N.E./N.Y.J.  
 1428 Maurice Jones-Drew Jacksonville  
 1251 Fred Taylor Jacksonville  
 1230 Thurman Thomas Buffalo  
 1197 O.J. Simpson Buffalo  
 1032 Jim Taylor Green Bay

**MOST RUSHING TOUCHDOWNS**

13 Paul Hornung Green Bay  
 12 Jim Taylor G.B./N.O.  
 11 Rick Casares Chicago  
 10 Antowain Smith Buf./N.E.  
 10 Maurice Jones-Drew Jacksonville  
 8 John Riggins N.Y.J./Wash.  
 8 Y.A. Tittle N.Y.G./S.F.  
 8 Domanick Davis Houston  
 8 Arian Foster Houston

**MOST 100+ GAMES**

9 Curtis Martin N.E./N.Y.J.  
 8 Maurice Jones-Drew Jacksonville  
 7 Freeman McNeil N.Y. Jets  
 6 O.J. Simpson Buffalo  
 6 Fred Taylor Jacksonville  
 5 Thurman Thomas Buffalo

**MOST 100+ GAMES cont...**

5 Arian Foster Houston

**MOST PASSING ATTEMPTS**

1030 Dan Marino Miami  
 518 Drew Bledsoe N.E./Buf.  
 512 John Brodie San Francisco  
 500 Joe Ferguson Buffalo  
 500 Jim Kelly Buffalo

**MOST PASSING COMPLETIONS**

624 Dan Marino Miami  
 315 Drew Bledsoe N.E./Buf.  
 300 Jim Kelly Buffalo  
 275 John Brodie San Francisco  
 264 Tom Brady New England  
 259 Joe Ferguson Buffalo

**MOST PASSING YARDS**

7537 Dan Marino Miami  
 3752 Jim Kelly Buffalo  
 3667 Joe Ferguson Buffalo  
 3622 Drew Bledsoe N.E./Buf.  
 3570 Steve Grogan New England

**MOST PASSING TOUCHDOWNS**

54 Dan Marino Miami  
 31 Joe Ferguson Buffalo  
 28 Jim Kelly Buffalo  
 26 Tom Brady New England  
 25 Drew Bledsoe N.E./Buf.  
 23 Vinny Testaverde Balt./Cle./N.Y.J./T.B.  
 21 John Brodie San Francisco  
 21 Steve Grogan New England

**MOST PASSES INTERCEPTED**

29 John Brodie San Francisco  
 27 Bart Starr Green Bay  
 24 Y.A. Tittle S.F./N.Y.G.  
 24 Steve Grogan New England  
 22 Bill Wade L.A./Chi.

**MOST 300+ GAMES**

7 Dan Marino Miami  
 5 Warren Moon Hou./Sea.  
 4 Bill Wade L.A./Chi.  
 3 Joe Namath N.Y. Jets  
 3 Brian Sipe Cleveland  
 3 Brett Favre Green Bay

**MOST RECEPTIONS**

128 Andre Reed Buffalo  
 125 Andre Johnson Houston  
 79 Al Toon N.Y. Jets  
 79 Stanley Morgan New England  
 74 Irving Fryar N.E./Mia./Phil./Wash.

**MOST RECEPTION YARDS**

1718 Andre Reed Buffalo  
 1621 Andre Johnson Houston  
 1615 Stanley Morgan New England  
 1094 Billy Wilson San Francisco  
 1072 Tony Martin Atl./Mia./S.D.  
 1031 Wesley Walker N.Y. Jets  
 1013 Nat Moore Miami

**MOST TOUCHDOWN RECEPTIONS**

16 Andre Reed Buffalo  
 13 Stanley Morgan New England  
 11 Nat Moore Miami  
 10 Andre Johnson Houston  
 8 Wesley Walker N.Y. Jets  
 8 Billy Wilson San Francisco  
 8 Billy Howton G.B./Dal.  
 8 Howard Cassady Detroit  
 8 Tony Martin Atl./Mia./S.D.  
 8 Bill McColl Chicago

**MOST 100+ GAMES**

8 Stanley Morgan New England  
 6 Andre Johnson Houston  
 5 Tony Martin S.D./Atl./Mia.  
 4 Harlon Hill Chicago  
 4 Jimmy Smith Jacksonville

**MOST INTERCEPTIONS**

11 Bobby Dillon Green Bay  
 10 Jack Christiansen Detroit  
 9 Dick LeBeau Detroit  
 8 Michael Haynes N.E./Oak.  
 7 (4 others)

**MOST INTERCEPTION YARDS**

181 Bobby Dillon Green Bay  
 172 Herb Adderley Green Bay  
 140 Michael Haynes N.E./Oak.  
 139 Hank Gremminger Green Bay  
 137 Glenn Blackwood Miami

**MOST TOUCHDOWNS**

2 Kevin Burnett Dal./S.D.  
 2 Henry Jones Buffalo  
 2 Ty Law New England  
 2 Otis Smith N.E./N.Y.J.

**MOST PUNTS**

106 Chris Mohr Buf./Atl.  
 83 John Kidd Buf./S.D./Mia./N.Y.J.  
 81 Tommy Davis San Francisco  
 78 Rich Camarillo N.E./Ariz./Hou.  
 78 Reggie Roby Mia./Wash./S.F.  
 77 Brian Hansen N.O./N.E./Cle./N.Y.J.

**MOST PUNT YARDS**

4278 Chris Mohr Buf./Atl.  
 3603 Tomy Davis San Francisco  
 3574 John Kidd Buf./S.D./Mia./N.Y.J.  
 3445 Reggie Roby Mia./Wash./S.F.  
 3425 Brian Hansen N.O./N.E./Cle./N.Y.J.

**HIGHEST AVERAGE (MIN. 25 ATT.)**

48.87 Shane Lechler Oak/Hou.  
 46.5 Boyd Dowler Green Bay  
 47.7 Kevin Huber, Cincinnati  
 46.5 Yale Lary Detroit  
 45.8 Brian Moorman Buffalo  
 45.2 Mark Royals Jax/Mia/Pit/N.O.

**MOST TOUCHBACKS**

12 Chris Mohr Buffalo  
 11 Rich Camarillo N.E./Ariz./Hou.  
 9 Yale Lary Detroit

**MOST TOUCHBACKS cont...**

9 Lee Johnson Cin./Cle./N.E./Ten.

8 Tom Tupa Cle./N.E./N.Y.J./T.B.

8 Craig Hentrich G.B./Ten.

**MOST INSIDE 20**

27 Rich Camarillo N.E./Ariz./Hou.

26 John Kidd Buf./S.D./Mia./N.Y.J.

26 Chris Mohr Buf./Atl.

24 Reggie Roby Mia./Wash./S.F.

22 Tom Tupa Cle./N.E./N.Y.J./T.B.

# PLAYOFF RECORDS

Colts Individual Career and Single-Game Playoff Records  
 (\*Denotes Super Bowl)

SERVICE	MOST TOUCHDOWNS	GAME:
<b>MOST GAMES:</b>	<b>GAME:</b>	Colts: 5 Adam Vinatieri at Baltimore 1/13/07
20 Reggie Wayne, 2002-14	Colts: 3 Tom Matte at Cleveland 12/29/68 (3 TD rushing)	4 Adam Vinatieri vs. Cincinnati 1/4/15
19 Peyton Manning, 1998-11 Jeff Saturday, 1999-11	2 (13 times) Last: LaVon Brazill at New England 1/11/14	3 Cary Blanchard at Pittsburgh 1/14/96
18 Justin Snow, 2000-11 Robert Mathis, 2003-13	Opp: 4 LaGarrette Blount at New England 1/11/14 (4 TD rushing)	Mike Vanderjagt vs. Tennessee 1/16/00
17 Dwight Freeney, 2002-12	3 Gary Collins at Cleveland 12/27/64 (3 TD receiving)	Mike Vanderjagt at Miami 12/30/00
16 Raheem Brock, 2002-09 Ryan Diem, 2002-11 Marvin Harrison, 1996-08	Dave Casper vs. Oakland 12/24/77 (3 TD receiving)	Adam Vinatieri vs. Kansas City 1/6/07
15 Gary Brackett, 2003-10 Hunter Smith, 1999-08	2 (10 times) Last: LaDainian Tomlinson vs. New York Jets 1/8/11	Adam Vinatieri vs. New England 1/21/07
13 Tarik Glenn, 1997-06 Antoine Bethea, 2006-13	<b>MOST POINTS KICK-SCORING CAREER:</b>	Adam Vinatieri vs. Chicago 2/4/07*
12 Dallas Clark, 2003-11 Adam Vinatieri 2006-14	116 Adam Vinatieri, 2006-14	Matt Stover vs. NY Jets 1/24/10
<b>SCORING</b>	54 Mike Vanderjagt, 1998-05	Adam Vinatieri vs. NY Jets 1/8/11
<b>MOST POINTS CAREER:</b>	26 Jim O'Brien, 1970-72	Adam Vinatieri at Baltimore 1/6/13
116 Adam Vinatieri, 2006-14	25 Matt Stover, 2009	Opp: 5 Adam Vinatieri at New England 1/18/04
56 Reggie Wayne, 2001-13	21 Lou Michaels, 1964-69	4 Al Del Greco vs. Tennessee 1/16/00
54 Mike Vanderjagt, 1998-05	Cary Blanchard, 1995-97	3 Pat Summerall vs. New York Giants 12/27/59
30 Edgerrin James, 1999-05	<b>MOST POINTS KICK-SCORING GAME:</b>	Jim Turner vs. New York Jets 1/12/69*
26 Jim O'Brien, 1970-72	Colts: 15 Adam Vinatieri at Baltimore 1/13/07	Garrett Hartley vs. New Orleans 2/7/10*
<b>GAME:</b>	14 Adam Vinatieri vs. Cincinnati 1/4/15	<b>MOST FIELD GOAL ATTEMPTS CAREER:</b>
Colts: 18 Tom Matte at Cleveland 12/29/68 (3 TD rushing)	12 Adam Vinatieri vs. New England 1/21/07	33 Adam Vinatieri, 2006-14
15 Adam Vinatieri at Baltimore 1/13/07	12 Matt Stover vs. NY Jets 1/24/10	14 Jim O'Brien, 1970-72
14 Adam Vinatieri vs. Cincinnati 1/4/15	11 Mike Vanderjagt vs. Denver 1/4/04	Mike Vanderjagt, 1998-05
12 (16 times) Last: LaVon Brazill at New England 1/11/14	Adam Vinatieri vs. Kansas City 1/6/07	8 Lou Michaels, 1964-69
Opp: 24 LaGarrette Blount at New England 1/11/14 (4 TD rushing)	Adam Vinatieri vs. Chicago 2/4/07*	7 Cary Blanchard, 1995-97
18 Gary Collins at Cleveland 12/27/64 (3 TD receiving)	Opp: 16 Adam Vinatieri at New England 1/18/04	Matt Stover, 2009
Dave Casper vs. Oakland 12/24/77 (3 TD receiving)	14 Ryan Succop vs. Kansas City 1/4/14	<b>GAME:</b>
16 Adam Vinatieri at New England 1/18/04	13 Al Del Greco vs. Tennessee 1/16/00	Colts: 5 Adam Vinatieri at Baltimore 1/13/07 (5-5)
14 Ryan Succop vs. Kansas City 1/4/14	11 John Hall at New York Jets 1/4/03	4 Jim O'Brien vs. Oakland 1/3/71 (2-4)
14 Stevan Ridley at New England 1/11/14	Garrett Hartley vs. New Orleans 2/7/10*	Cary Blanchard at Pittsburgh 1/14/96 (3-4)
13 Al Del Greco vs. Tennessee 1/16/00	<b>MOST FIELD GOALS CAREER:</b>	Mike Vanderjagt at Miami 12/30/00 (3-4)
12 (11 times) Last: Knile Davis vs. Kansas City 1/4/14	30 Adam Vinatieri, 2006-14	Adam Vinatieri vs. Chicago 2/4/07* (3-4)
<b>MOST TOUCHDOWNS CAREER:</b>	11 Mike Vanderjagt, 1998-05	Adam Vinatieri at Baltimore 1/6/13 (3-4)
9 Reggie Wayne, 2001-13	Matt Stover, 2009	Adam Vinatieri vs. Cincinnati 1/4/15 (4-4)
5 Edgerrin James, 1999-05	4 Lou Michaels, 1964-69	Opp: 5 Adam Vinatieri at New England 1/18/04 (5-5)
4 Dallas Clark, 2003-11	Cary Blanchard, 1995-97	4 Al Del Greco vs. Tennessee 1/16/00 (4-4)
Joseph Addai, 2006-11		
3 Tom Matte, 1961-72		
Peyton Manning, 1998-11		
Brandon Stokley, 2003-06		

**GAME:**

Opp: 3 (8 times) Last: Garrett Hartley vs. New Orleans 2/7/10\* (3-3)

**LONGEST FIELD GOAL**

Colts: 53 Adam Vinatieri vs. Cincinnati 1/4/15  
 52 Adam Vinatieri at Baltimore 1/6/13  
 51 Adam Vinatieri at Baltimore 1/13/07  
 50 Mike Vanderjagt at Miami 12/30/00  
 Adam Vinatieri vs. Kansas City 1/6/07  
 Adam Vinatieri vs. New York Jets 1/8/11  
 48 Adam Vinatieri vs. Kansas City 1/6/07  
 Adam Vinatieri at Baltimore 1/13/07  
 Opp: 57 Mike Nugent vs. Cincinnati 1/4/15  
 54 John Carney at San Diego 12/31/95  
 51 Matt Stover at Baltimore 1/13/07  
 50 Norm Johnson at Pittsburgh 12/29/96  
 49 Al Del Greco vs. Tennessee 1/16/00

**MOST PATS****CAREER:**

26 Adam Vinatieri, 2006-14  
 21 Mike Vanderjagt, 1998-05  
 9 Lou Michaels, 1964-69  
 Cary Blanchard, 1995-97  
 8 Jim O'Brien, 1970-72

**GAME:**

Colts: 7 Mike Vanderjagt vs. Denver 1/9/05  
 6 Adam Vinatieri vs. Kansas City 1/4/14  
 5 Cary Blanchard at San Diego 12/31/95  
 Mike Vanderjagt vs. Denver 1/4/04  
 Mike Vanderjagt at Kansas City 1/11/04  
 Opp: 5 Matt Bahr at Cleveland 1/9/88  
 John Hall at New York Jets 1/4/03  
 5 Ryan Succop vs. Kansas City 1/4/14  
 5 Stephen Gostkowski at New England 1/11/14  
 4 (7 times) Last: Nate Kaeding vs. San Diego 1/13/08

**MOST POINT AFTER ATTEMPTS****CAREER:**

26 Adam Vinatieri, 2006-14  
 21 Mike Vanderjagt, 1998-05  
 9 Lou Michaels, 1964-69

**MOST POINT AFTER ATTEMPTS****CAREER cont...**

Cary Blanchard, 1995-97  
 8 Jim O'Brien, 1970-72

**GAME:**

Colts: 7 Mike Vanderjagt vs. Denver 1/9/05  
 6 Adam Vinatieri vs. Kansas City 1/4/14  
 5 Cary Blanchard at San Diego 12/31/95  
 Mike Vanderjagt vs. Denver 1/4/04  
 Mike Vanderjagt at Kansas City 1/11/04  
 Opp: 5 Matt Bahr at Cleveland 1/9/88  
 John Hall at New York Jets 1/4/03  
 5 Ryan Succop vs. Kansas City 1/4/14  
 5 Stephen Gostkowski at New England 1/11/14  
 4 (7 times) Last: Nate Kaeding vs. San Diego 1/13/08

**RUSHING****MOST ATTEMPTS****CAREER:**

158 Joseph Addai, 2006-11  
 157 Edgerrin James, 1999-05  
 98 Dominic Rhodes, 2001-06,08,10

**GAME:**

Colts: 26 Lydell Mitchell at Pittsburgh 12/27/75 (26-63)  
 Edgerrin James at Kansas City 1/11/04 (26-125)  
 25 Norm Bulaich vs. Cincinnati 12/26/70 (25-116)  
 Joseph Addai vs. Kansas City 1/6/07 (25-122)  
 Opp: 40 Lamar Smith at Miami 12/30/00  
 30 Matt Snell vs. New York Jets 1/12/69\* (30-121)  
 27 Jim Brown at Cleveland 12/27/64 (27-114)  
 Franco Harris at Pittsburgh 12/27/75 (27-153)

**MOST YARDS****CAREER:**

621 Joseph Addai, 2006-11  
 616 Edgerrin James, 1999-05  
 407 Dominic Rhodes, 2001-06,08,10

**GAME:**

Colts: 147 Zack Crockett at San Diego 12/31/95 (13-147)  
 125 Edgerrin James at Kansas City 1/11/04 (26-125)  
 122 Joseph Addai vs. Kansas City 1/6/07 (25-122)

**GAME cont...**

116 Tom Matte vs. New York Jets 1/12/69\* (11-116)  
 Norm Bulaich vs. Cincinnati 12/26/70 (25-116)  
 Opp: 209 Lamar Smith at Miami 12/30/00 (40-209)  
 176 Priest Holmes at Kansas City 1/11/04 (24-176)  
 166 LaGarrette Blount at New England 1/11/14  
 162 Eddie George vs. Tennessee 1/16/00 (26-162)  
 153 Franco Harris at Pittsburgh 12/27/75 (27-153)  
 144 Corey Dillon at New England 1/16/05 (23-144)

**HIGHEST AVERAGE (min. 15 carries)****CAREER:**

8.1 Zack Crockett, 1995-97  
 4.4 John Unitas, 1956-72  
 4.2 Alan Ameche, 1955-60  
 Tom Matte, 1961-72  
 Dominic Rhodes, 2001-06,08,10

**GAME:**

Colts: 11.3 Zack Crockett at San Diego 12/31/95  
 10.6 Tom Matte vs. New York Jets 1/12/69\*  
 5.5 Jerry Hill at Cleveland 12/29/68  
 Opp: 7.5 Thomas Jones vs. Chicago 2/4/07\*  
 7.3 Franco Harris vs. Pittsburgh 12/19/76  
 Priest Holmes at Kansas City 1/11/04

**MOST RUSHING TOUCHDOWNS****CAREER:**

5 Edgerrin James, 1999-05  
 4 Joseph Addai, 2006-11  
 3 Tom Matte, 1961-72  
 Peyton Manning, 1998-11

**GAME:**

Colts: 3 Tom Matte at Cleveland 12/29/68  
 2 Alan Ameche at New York Giants 12/28/58  
 Edgerrin James at Kansas City 1/11/04  
 Norm Bulaich vs. Oakland 1/3/71  
 Don Nottingham at Cleveland 12/26/71  
 Ron Lee vs. Oakland 12/24/77  
 Zack Crockett at San Diego 12/31/95  
 Opp: 4 LaGarrette Blount at New England 1/11/14  
 2 Reggie Harrison vs. Pittsburgh 12/19/76  
 Jerome Bettis at Pittsburgh 12/29/96




**GAME:**

Opp: Kordell Stewart at Pittsburgh  
12/29/96  
Lamar Smith at Miami 12/30/00  
LaMont Jordan at NY Jets 1/4/03  
Priest Holmes at Kansas City  
1/11/04  
Darren Sproles at San Diego  
1/3/09  
LaDainian Tomlinson vs. NY Jets  
1/8/11

**LONGEST RUSH**

Colts: 66t Zack Crockett at San Diego  
12/31/95  
58t Tom Matte vs. New York Jets  
1/12/69\*  
36t Dominic Rhodes vs. Chicago  
2/4/07\*  
Opp: 73t LaGarrette Blount at New  
England 1/11/14  
68t Eddie George vs. Tennessee  
1/16/00  
52 Thomas Jones vs. Chicago  
2/4/07\*  
50 Franco Harris vs. Pittsburgh  
12/19/76

**LONGEST RUSHING TOUCHDOWN**

Colts: 66 Zack Crockett at San Diego  
12/31/95  
33 Zack Crockett at San Diego  
12/31/95  
13 Ron Lee vs. Oakland 12/24/77  
12 Tom Matte at Cleveland  
12/27/68  
Opp: 73t LaGarrette Blount at New  
England 1/11/14  
68 Eddie George vs. Tennessee  
1/16/00  
31 Jon Witman at Pittsburgh  
12/29/96  
30 Clarence Davis vs. Oakland  
12/24/77

**PASSING**
**MOST ATTEMPTS**
**CAREER:**

718 Peyton Manning, 1998-11  
227 Andrew Luck, 2012-14  
226 John Unitas, 1956-72

**GAME:**

Colts: 54 Andrew Luck at Baltimore  
1/6/13  
48 Peyton Manning vs. San  
Diego 1/13/08 (33-48-402-3-2)  
47 Peyton Manning at New  
England 1/18/04 (23-47-237-1-4)  
Peyton Manning vs. New England  
1/21/07 (27-47-349-1-1)  
45 Peyton Manning vs. New  
Orleans 2/7/10\* (31-45-333-1-1)  
Andrew Luck vs. Kansas City  
1/4/14 (29-45-436-4-3)  
44 Peyton Manning vs. Baltimore

**GAME cont...**

1/16/10 (30-44-246-2-1)  
Andrew Luck vs. Cincinnati  
1/4/15 (31-44-376-1-0)  
43 Andrew Luck at Denver  
1/11/15 (27-43-265-2-2)  
Opp: 47 Stan Humphries at San Diego  
12/31/95 (23-47-292-2-4)  
46 Alex Smith vs. Kansas City  
1/4/14 (30-46-363-4-0)  
Peyton Manning vs. Indianapolis  
1/11/15 (26-46-211-1-0)  
44 Joe Kapp vs. Minnesota  
12/22/68 (26-44-287-2-2)  
41 Neil O'Donnell at Pittsburgh  
1/14/96 (25-41-205-1-1)  
40 Kenny Stabler vs. Oakland  
12/24/77 (21-40-345-3-2)

**MOST COMPLETIONS**
**CAREER:**

453 Peyton Manning, 1998-11  
135 Andrew Luck, 2012-14  
120 John Unitas, 1956-72

**GAME:**

Colts: 33 Peyton Manning vs. San  
Diego 1/13/08 (33-48-402-3-2)  
31 Peyton Manning vs. New  
Orleans 2/7/10\* (31-45-333-1-1)  
31 Andrew Luck vs. Cincinnati  
(1/4/15)  
30 Peyton Manning vs. Kansas  
City 1/6/07 (30-38-268-1-3)  
Peyton Manning vs. Baltimore  
1/16/10 (30-44-246-2-1)  
Opp: 32 Drew Brees vs. New Orleans  
2/7/10\* (32-39-288-2-0)  
30 Alex Smith vs. Kansas City  
1/4/14 (30-46-363-4-0)  
26 Joe Kapp vs. Minnesota  
12/22/68 (26-44-287-2-2)  
Peyton Manning vs. Indianapolis  
1/11/15 (26-46-211-1-0)  
25 Neil O'Donnell at Pittsburgh  
1/14/96 (25-41-205-1-1)  
24 Jake Plummer vs. Denver  
1/9/05 (24-34-284-2-1)

**MOST YARDS**
**CAREER:**

5389 Peyton Manning, 1998-11  
1703 Andrew Luck, 2012-14  
1663 John Unitas, 1956-72

**GAME:**

Colts: 458 Peyton Manning vs. Denver  
1/9/05 (27-33-458-4-1)  
436 Andrew Luck vs. Kansas City  
1/4/14 (29-45-436-4-3)  
402 Peyton Manning vs. San  
Diego  
1/13/08 (33-48-402-3-2)  
377 Peyton Manning vs. Denver  
1/4/04 (22-26-377-5-0)

**GAME cont...**

Peyton Manning vs. NYJ 1/24/10  
(26-39-377-3-0)  
376 Andrew Luck vs. Cincinnati  
1/4/15 (31-44-376-1-0)  
349 John Unitas at New York  
Giants 12/28/58 (26-40-349-1-1)  
Peyton Manning vs. New England  
1/21/07 (27-47-349-1-1)  
Opp: 363 Alex Smith vs. Kansas City  
1/4/14 (30-46-363-4-0)  
345 Kenny Stabler vs. Oakland  
12/24/77 (21-40-345-3-2)  
292 Stan Humphries at San  
Diego 12/31/95 (23-47-292-2-4)  
288 Drew Brees vs. New Orleans  
2/7/10\* (32-39-288-2-0)

**HIGHEST COMPLETION PERCENTAGE**
**(Min. 50 Att/Career, 15 Att/Game)**
**CAREER:**

63.1 Peyton Manning, 1998-11  
59.5 Andrew Luck, 2012-14  
53.1 John Unitas, 1956-72

**GAME:**

Colts: 84.6 Peyton Manning vs. Denver  
1/4/04 (22-26-377-5-0)  
81.8 Peyton Manning vs. Denver  
1/9/05 (27-33-458-4-1)  
78.9 Peyton Manning vs. Kansas  
City 1/6/07 (30-38-268-1-3)  
Opp: 82.1 Drew Brees vs. New Orleans  
2/7/10\* (32-39-288-2-0)  
77.8 Terry Bradshaw vs.  
Pittsburgh 12/19/76 (14-18-264-3-  
1)  
76.7 Jake Plummer vs. Denver  
1/4/04 (23-30-181-1-2)

**MOST TOUCHDOWN PASSES**
**CAREER:**

29 Peyton Manning, 1998-11  
9 Andrew Luck, 2012-14  
7 John Unitas, 1956-72

**MOST TOUCHDOWN PASSES**
**GAME:**

Colts: 5 Peyton Manning vs. Denver  
1/4/04 (22-26-377-5-0)  
4 Peyton Manning vs. Denver  
1/9/05 (27-33-458-4-1)  
4 Andrew Luck vs. Kansas City  
1/4/14 (29-45-436-4-3)  
3 Peyton Manning at Kansas City  
1/11/04 (22-30-304-3-0)  
Peyton Manning vs. San Diego  
1/13/08 (33-48-402-3-2)  
Peyton Manning vs. New York  
Giants 1/24/10 (26-39-377-3-0)  
Opp: 4 Alex Smith vs. Kansas City  
1/4/14 (30-46-363-4-0)  
3 Frank Ryan at Cleveland  
12/27/64 (11-18-206-3-1)  
Terry Bradshaw vs. Pittsburgh  
12/19/76 (14-18-264-3-0)

**GAME cont...**

Kenny Stabler vs. Oakland  
12/24/77(21-40-345-3-2)  
Bernie Kosar at Cleveland  
1/9/88 (20-31-229-3-1)  
Chad Pennington at New York  
Jets 1/4/03 (19-25-222-3-0)  
Opp: Philip Rivers vs. San Diego  
1/13/08 (14-19-264-3-1)  
2 (8 times) Last: Joe Flacco at  
Baltimore 1/6/13 (12-23-282-2-0)

**MOST PASSES HAD INTERCEPTED****CAREER:**

19 Peyton Manning, 1998-11  
10 John Unitas, 1956-72  
10 Andrew Luck, 2012-14

**GAME:**

Colts: 4 Peyton Manning at New  
England 1/18/04 (23-47-237-1-4)  
4 Andrew Luck at New England  
1/11/14 (20-41-331-2-4)  
3 Earl Morrall vs. New York Jets  
1/12/69\* (6-17-71-0-3)  
John Unitas at Miami 1/2/72  
(20-36-224-0-3)  
Peyton Manning vs. Kansas City  
1/6/07 (30-38-268-1-3)  
3 Andrew Luck vs. Kansas City  
1/4/14 (29-45-436-4-3)  
2 (8 times) Last: Andrew Luck at  
Denver 1/11/15 (27-43-265-2-2)  
Opp: 4 Stan Humphries at San Diego  
12/31/95 (23-47-292-2-4)  
3 George Blanda vs. Oakland  
1/3/71 (17-32-271-2-3)  
Craig Morton vs. Dallas 1/17/71\*  
(12-26-127-1-3)  
Bill Nelsen at Cleveland  
12/26/71 (9-21-104-0-3)  
Steve Bono at Kansas City  
1/7/96 (11-25-122-1-3)  
Jay Fiedler at Miami 12/30/00  
(19-34-185-1-3)

**LONGEST PASS PLAY**

Colts: 87t Peyton Manning to Brandon  
Stokley vs. Denver 1/4/04  
75t John Unitas to John Mackey  
vs. Dallas 1/17/71\*  
72t Peyton Manning to Reggie  
Wayne at San Diego 1/3/09  
68t John Unitas to Ray Perkins  
vs. Oakland 1/3/71  
Opp: 80t Mark Sanchez to Braylon  
Edwards vs. NYJ 1/24/10  
79t Alex Smith to Donnie Avery  
vs. Kansas City 1/4/14  
76t Terry Bradshaw to Frank  
Lewis vs. Pittsburgh 12/19/76  
75t Bob Griese to Paul Warfield at  
Miami 1/2/72

**RECEIVING****MOST RECEPTIONS****CAREER:**

93 Reggie Wayne, 2001-14  
65 Marvin Harrison, 1996-08  
64 Dallas Clark, 2003-11

**MOST RECEPTIONS****GAME:**

Colts: 13 T.Y. Hilton vs. Kansas City  
1/14/14 (13-224, 2 TDs)  
12 Raymond Berry at New York  
Giants 12/28/58 (12-178, 1 TD)  
11 Pierre Garcon vs. New York  
Jets 1/24/10 (11-151, 1 TD)  
10 Reggie Wayne vs. Denver  
1/9/05 (10-221, 2 TDs)  
Joseph Addai vs. Chicago 2/4/07\*  
(10-66)  
Daniel Herron vs. Cincinnati  
1/4/15 (10-85)  
9 Dallas Clark vs. Kansas City  
1/6/07 (9-103)  
Joseph Addai vs. San Diego  
1/13/08 (9-67)  
Reggie Wayne at Baltimore  
1/6/13 (9-114)  
Opp: 10 Ronnie Harmon at San Diego  
12/31/95 (10-133)  
9 Bob Schnelker vs. New York  
Giants 12/27/59 (9-175, 1 TD)  
Ray Rice vs. Baltimore 1/16/10  
(9-60)

**MOST YARDS****CAREER:**

1254 Reggie Wayne, 2001-14  
883 Marvin Harrison, 1996-08  
847 Dallas Clark, 2003-11

**GAME:**

Colts: 224 T.Y. Hilton vs. Kansas City  
1/4/14 (13-224, 2 TDs)  
221 Reggie Wayne vs. Denver  
1/9/05 (10-221, 2 TDs)  
178 Raymond Berry at New York  
Giants 12/28/58 (12-178, 1 TD)  
151 Pierre Garcon vs. New York  
Jets 1/24/10 (11-151, 1 TD)  
148 Willie Richardson vs.  
Minnesota 12/22/68 (6-148)  
144 Brandon Stokley vs. Denver  
1/4/04 (4-144)  
Opp: 175 Bob Schnelker vs. New York  
Giants 12/27/59 (9-175, 1 TD)  
150 Dwayne Bowe vs. Kansas  
City 1/4/14 (8-150, 1 TD)  
145 Anquan Boldin at Baltimore  
1/6/13 (5-145, 1 TD)  
133 George Sauer vs. New York  
Jets 1/12/69\* (8-133)  
Ronnie Harmon at San Diego  
12/31/95 (10-133)  
130 Gary Collins at Cleveland  
12/27/64 (5-130, 3 TD)

**GAME cont...**

125 Paul Warfield at Miami 1/2/72  
(2-125, 1 TD)  
113 Cliff Branch vs. Oakland  
12/24/77 (6-113)

**HIGHEST AVERAGE****(Min. 10 Rec., 2 Rec/Game)****CAREER:**

21.1 Eddie Hinton, 1969-72  
18.9 Lenny Moore, 1956-67  
18.9 Willie Richardson, 1963-69,  
71

**GAME:**

Colts: 42.0 Lenny Moore vs. New York  
Giants 12/27/59 (3-126, 1 TD)  
40.0 Ray Perkins vs. Oakland  
1/3/71 (2-80, 1 TD)  
John Mackey vs. Dallas  
1/17/71\* (2-80, 1 TD)  
Opp: 62.5 Paul Warfield at Miami  
1/2/72 (2-125, 1 TD)  
51.5 Frank Lewis vs. Pittsburgh  
12/19/76 (2-103, 1 TD)  
50.0 Braylon Edwards vs. New  
York Jets 1/24/10 (2-100, 1 TD)

**MOST TOUCHDOWN RECEPTIONS****CAREER:**

9 Reggie Wayne, 2001-13  
4 Dallas Clark, 2003-11  
3 Brandon Stokley, 2003-06  
Pierre Garcon, 2008-11  
2 Austin Collie, 2009-12  
Marvin Harrison, 1996-08  
John Mackey, 1963-71  
Floyd Turner, 1994-95  
T.Y. Hilton, 2012-13  
LaVon Brazill, 2012-13

**MOST TOUCHDOWN RECEPTIONS****GAME:**

Colts: 2 Marvin Harrison vs. Denver  
1/4/04  
Brandon Stokley vs. Denver  
1/4/04  
Reggie Wayne vs. Denver 1/9/05  
T.Y. Hilton vs. Kansas City 1/4/14  
LaVon Brazill at New England  
1/11/14  
Opp: 3 Gary Collins at Cleveland  
12/27/64  
Dave Casper vs. Oakland  
12/24/77  
2 Lynn Swann vs. Pittsburgh  
12/19/76

**LONGEST RECEPTION**

Colts: 87t Brandon Stokley from Peyton  
Manning vs. Denver 1/4/04  
75t John Mackey from John  
Unitas vs. Dallas 1/17/71\*  
72t Reggie Wayne from Peyton  
Manning at San Diego 1/3/09


**LONGEST RECEPTION cont...**

68t Ray Perkins from John Unitas vs. Oakland 1/3/71  
 64t T.Y. Hilton vs. Kansas City 1/4/14  
 60 Lenny Moore from John Unitas at New York Giants 12/28/58  
 Opp: 80t Braylon Edwards vs. New York Jets 1/24/10  
 79t Donnie Avery vs. Kansas City 1/4/14  
 76t Frank Lewis from Terry Bradshaw vs. Pittsburgh 12/19/76  
 75t Paul Warfield from Bob Griese at Miami 1/2/72  
 62t Kyle Rote from Charlie Conerly at New York Giants 12/28/58  
 56t Richie Anderson at New York Jets 1/4/03  
 56t Darren Sproles vs. San Diego 1/13/08

**YARDS FROM SCRIMMAGE**
**MOST ATTEMPTS**
**CAREER:**

204 Joseph Addai, 2006-11  
 185 Edgerrin James, 1999-05  
 109 Dominic Rhodes, 2001-06,08,10

**GAME:**

Colts: 32 Joseph Addai vs. Kansas City 1/6/07 (25 rush/7 rec.)  
 30 Lydell Mitchell at Pittsburgh 12/27/75 (26 rush/4 rec.)  
 29 Joseph Addai vs. Chicago 2/4/07\* (19 rush/10 rec.)  
 Opp: 43 Lamar Smith at Miami 12/30/00 (40 rush/3 rec.)  
 34 Matt Snell vs. New York Jets 1/12/69\* (30 rush/4 rec.)  
 30 Jim Brown at Cleveland 12/27/64 (27 rush/3 rec.)

**MOST YARDS**
**CAREER:**

1254 Reggie Wayne, 2001-14  
 919 Joseph Addai, 2006-11  
 883 Marvin Harrison, 1996-08

**GAME:**

Colts: 224 T.Y. Hilton vs. Kansas City 1/4/14 (224 rec.)  
 221 Reggie Wayne vs. Denver 1/9/05 (221 rec.)  
 178 Raymond Berry at New York Giants 12/28/58 (178 rec.)  
 157 Zack Crockett at San Diego 12/31/95 (147 rush/10 rec.)  
 Opp: 227 Lamar Smith at Miami 12/30/00 (209 rush/18 rec.)  
 208 Priest Holmes at Kansas City 1/11/04 (176 rush/32 rec.)

**GAME cont...**

176 Eddie George vs. Tennessee 1/16/00 (162 rush/14 rec.)  
 175 Bob Schnelker vs. New York Giants 12/27/59 (175 rec.)

**PUNTING**
**MOST PUNTS**
**CAREER:**

60 David Lee, 1966-78  
 52 Hunter Smith, 1999-08  
 34 Pat McAfee, 2009-14

**GAME:**

Colts: 12 David Lee vs. Oakland 12/24/77  
 9 David Lee at Pittsburgh 12/27/75  
 8 Tom Gilburg at Green Bay 12/26/65  
 Chris Gardocki at Pittsburgh 12/29/96  
 Opp: 9 Ron Widby vs. Dallas 1/17/71\*  
 8 Dave Lewis vs. Cincinnati 12/26/70  
 Ray Guy vs. Oakland 12/24/77  
 8 Kevin Huber vs. Cincinnati 1/4/15

**MOST PUNT YARDS**
**CAREER:**

2397 David Lee, 1966-78  
 2288 Hunter Smith, 1999-08  
 1582 Pat McAfee, 2009-14

**GAME:**

Colts: 438 David Lee vs. Oakland 12/24/77  
 361 David Lee at Pittsburgh 12/27/75  
 340 Hunter Smith vs. Tennessee 1/16/00  
 Opp: 380 Kevin Huber vs. Cincinnati 1/4/15  
 377 Ron Widby vs. Dallas 1/17/71\*  
 374 Ray Guy vs. Oakland 12/24/77  
 316 Mike Scifres at San Diego 1/3/09

**HIGHEST PUNTING AVERAGE**
**(Min. 2/Career, 3 Att/Game)**
**CAREER:**

46.5 Pat McAfee, 2009-14  
 44.0 Hunter Smith, 1999-08  
 41.1 Chris Gardocki, 1995-97

**GAME:**

Colts: 52.8 Hunter Smith vs. New England 1/21/07 (4-211)  
 51.8 Pat McAfee at New England 1/11/14 (5-259)  
 51.5 Pat McAfee vs. Cincinnati 1/4/15 (4-206)

**GAME cont...**

50.8 Raymond Brown at New York Giants 12/28/58 (4-203)  
 50.0 Chris Gardocki at Pittsburgh 1/14/96 (4-200)  
 Opp: 59.0 Mike Scifres vs. San Diego 1/13/08 (3-177)  
 52.7 Mike Scifres at San Diego 1/3/09 (6-316)  
 52.3 Dustin Colquitt vs. Kansas City 1/6/07 (6-314)

**MOST TOUCHBACKS**
**CAREER:**

7 David Lee, 1966-78  
 6 Hunter Smith, 1999-08

**GAME:**

Colts: 2 David Lee at Pittsburgh 12/27/75  
 2 Pat McAfee vs. Cincinnati 1/4/15  
 Opp: 4 Sean Weatherford vs. New York Jets 1/8/11  
 3 Ray Guy vs. Oakland 12/24/77

**MOST PUNTS BLOCKED**
**CAREER:**

1 David Lee, 1966-78

**GAME:**

Colts: 1 David Lee vs. Oakland 12/24/77  
 Opp: None

**LONGEST PUNT**
**GAME:**

Colts: 68 Pat McAfee vs. Cincinnati 1/4/15  
 63 Hunter Smith at San Diego 1/3/09  
 60 Hunter Smith at San Diego 1/3/09  
 58 Rohn Stark at Cleveland 1/9/88  
 Hunter Smith vs. New England 1/21/07  
 58 Pat McAfee at New England 1/11/14  
 Opp: 67 Mike Scifres at San Diego 1/3/09  
 66 Dustin Colquitt vs. Kansas City 1/6/07  
 Mike Scifres vs. San Diego 1/13/08

**PUNT RETURNS**
**MOST RETURNS**
**CAREER:**

15 Terrence Wilkins, 1999-01,03,06  
 13 Ron Gardin, 1970-71  
 12 Rick Volk, 1967-75

**GAME:**

Colts: 7 Ron Gardin vs. Cincinnati 12/26/70  
 5 Rick Volk at Miami 1/2/72



**GAME cont...**

Jahine Arnold at Pittsburgh  
12/29/96  
Josh Cribbs vs. Cincinnati  
(1/4/15)  
4 (7 times) Last: T.J. Rushing vs.  
Baltimore 1/16/10  
Opp: 5 Neil Colzie vs. Oakland  
12/24/77  
Jahine Arnold at Pittsburgh  
12/29/96  
Antwaan Randle El vs. Pittsburgh  
1/15/06  
4 Tamarick Vanover at Kansas  
City 1/7/96  
Jacoby Jones at Baltimore 1/6/13

**MOST YARDS****CAREER:**

167 Terrence Wilkins, 1999-01,  
03,06  
79 T.J. Rushing, 2006-09  
71 Ray Buchanan, 1993-96

**GAME:**

Colts: 52 Ray Buchanan at San Diego  
12/31/95  
46 T.J. Rushing vs. San Diego  
1/13/08  
42 Terrence Wilkins vs. Chicago  
2/4/07\*  
Opp: 77 Jahine Arnold at Pittsburgh  
12/29/96  
72 Darren Sproles at San Diego  
1/3/09  
71 Leroy Kelly at Cleveland  
12/26/71

**HIGHEST AVERAGE****(Min. 4 Returns, 2/Game)****CAREER:**

11.8 Ray Buchanan, 1993-96  
11.1 Terrence Wilkins, 1999-01,  
03, 06  
10.3 Howard Stevens, 1975-77

**GAME:**

Colts: 26.0 Ray Buchanan at San Diego  
12/31/95 (2-52)  
15.3 T.J. Rushing vs. San Diego  
1/13/08 (3-46)  
14.0 Terrence Wilkins vs. Chicago  
2/4/07\* (3-42)  
Opp: 24.0 Darren Sproles at San Diego  
1/3/09 (3-72)  
23.7 Leroy Kelly at Cleveland  
12/26/71 (3-71)  
17.7 Andre Hastings at Pittsburgh  
1/14/96 (3-53)

**LONGEST RETURN GAME:**

Colts: 46 Ray Buchanan at San Diego  
12/31/95  
24 Terrence Wilkins vs.  
Tennessee 1/16/00

**LONGEST RETURN GAME cont...**

22 T.J. Rushing vs. San Diego  
1/13/08  
Opp: 48 Leroy Kelly at Cleveland 12/26/71  
34 Jacoby Jones at Baltimore  
1/6/13  
33 Andre Hastings at Pittsburgh  
1/14/96

**KICKOFF RETURNS****MOST RETURNS****CAREER:**

20 Terrence Wilkins, 1999-  
00,03,06  
19 Dominic Rhodes, 2001-  
06,08,10  
12 Chad Simpson, 2008-09

**GAME:**

Colts: 6 Albert Bentley at Cleveland  
1/9/88  
5 (6 times) Last: Chad Simpson  
vs. New Orleans 2/7/10\*  
Opp: 7 Dante Hall at Kansas City  
1/11/04  
6 (4 times) Last: Ellis Hobbs vs.  
New England 1/21/07

**MOST YARDS****CAREER:**

417 Dominic Rhodes, 2001-  
06,08,10  
386 Terrence Wilkins, 1999-  
01,03,06  
258 Chad Simpson, 2008-09

**GAME:**

Colts: 134 Marshall Johnson vs.  
Oakland 12/24/77  
129 T.J. Rushing vs. San Diego  
1/13/08  
121 Dominic Rhodes at  
New England 1/18/04  
114 Albert Bentley at Cleveland  
1/9/88  
111 Chad Simpson vs. New  
Orleans 2/7/10\*  
Opp: 220 Ellis Hobbs vs. New England  
1/21/07  
208 Dante Hall at Kansas City  
1/11/04  
169 Carl Garrett vs. Oakland  
12/24/77

**HIGHEST AVERAGE****(Min. 3/Career, 2/Game)****CAREER:**

44.7 Marshall Johnson, 1975-80  
33.0 Josh Cribbs, 2014  
30.0 LaVon Brazill, 2012-13  
27.8 Preston Pearson, 1967-68  
27.7 Charlie Pittman, 1971

**GAME:**

Colts: 44.7 Marshall Johnson vs.  
Oakland 12/24/77 (3-136, 1 TD)

**GAME cont...**

30.0 LaVon Brazill vs. Kansas  
City 1/4/14 (3-90)  
29.5 Preston Pearson vs. New  
York Jets 1/12/69\* (2-59)  
29.0 Charlie Pittman at Miami  
1/2/72 (2-58)  
27.7 Chad Simpson vs. New York  
Jets 1/24/10 (3-83)  
Opp: 36.7 Ellis Hobbs vs. New England  
1/21/07 (6-220)  
33.8 Carl Garrett vs. Oakland  
12/24/77 (5-169)  
30.0 Phil King vs. New York  
Giants 12/27/59 (2-60)  
30.0 Jacoby Jones at Baltimore  
1/6/13 (2-60)

**LONGEST RETURN****GAME:**

Colts: 87t Marshall Johnson vs. Oakland  
12/24/77  
38 Charlie Pittman at Miami  
1/2/72  
Albert Bentley at Cleveland  
1/9/88  
Josh Cribbs vs. Cincinnati 1/4/15  
Opp: 92t Dante Hall at Kansas City  
1/11/04  
Devin Hester vs. Chicago 2/4/07\*  
80 Ellis Hobbs vs. New England  
1/21/07

**SACKS****(\*SINCE 1982)****MOST SACKS****CAREER:**

9.0 Dwight Freeney, 2002-12  
6.5 Robert Mathis, 2003-13  
3.0 Larry Tripplett, 2002-05

**GAME:**

2.0 Dwight Freeney vs. Kansas  
City 1/6/07  
2.0 Dwight Freeney at San Diego  
1/3/09  
2.0 Robert Mathis at San Diego  
1/3/09

**INTERCEPTIONS****MOST INTERCEPTIONS****CAREER:**

5 Jerry Logan, 1963-72  
Rick Volk, 1967-75  
4 Antoine Bethea, 2006-13  
3 Mike Curtis, 1965-75  
Kelvin Hayden, 2005-10

**GAME:**

Colts: 2 Johnny Sample vs. New York  
Giants 12/27/59  
Rick Volk at Cleveland 12/26/71  
Lloyd Mumphord at Pittsburgh  
12/27/75  
Bruce Laird vs. Oakland  
12/24/77




**GAME cont...**

Jason Belser at San Diego  
12/31/95  
Chad Cota at Miami 12/30/00  
David Macklin vs. Denver 1/4/04  
Opp: 3 Ty Law at New England 1/18/04  
2 Randy Beverly vs. New York  
Jets 1/12/69\*  
Chuck Howley vs. Dallas  
1/17/71\*  
Ty Law vs. Kansas City 1/6/07  
Ed Reed at Baltimore 1/13/07  
Husain Abdullah vs. Kansas City  
1/4/14

**MOST RETURN YARDS**
**CAREER:**

112 Rick Volk, 1967-75  
76 Johnny Sample, 1958-60  
72 Eugene Daniel, 1984-96

**GAME:**

Colts: 76 Johnny Sample vs. New York  
Giants 12/27/59  
68 Jason Belser at San Diego  
12/31/95  
67 Lloyd Mumphord at Pittsburgh  
12/27/75  
Opp: 74 Tracy Porter vs. New Orleans  
2/7/10\*  
62 Dick Anderson at Miami 1/2/71  
48 Frank Minnifield at Cleveland  
1/9/88

**HIGHEST AVERAGE (Minimum 3)**
**CAREER:**

22.4 Rick Volk, 1967-75  
20.0 Kelvin Hayden, 2005-10  
13.2 Jerry Logan, 1963-72

**GAME (MIN. 2):**

Colts: 38.0 Johnny Sample vs. New  
York Giants 12/27/59  
34.0 Jason Belser at San Diego  
12/31/95  
33.5 Lloyd Mumphord at  
Pittsburgh  
12/27/75  
Opp: 21.5 Ty Law vs. Kansas City  
1/6/07  
11.0 Chuck Howley vs. Dallas  
1/17/71\*

**LONGEST RETURN-TD RETURNS**
**GAME:**

Colts: 61t Bruce Laird vs. Oakland  
12/24/77  
59t Eugene Daniel at Pittsburgh  
12/29/96  
58t Lloyd Mumphord at Pittsburgh  
12/27/75  
56t Kelvin Hayden vs. Chicago  
2/4/07\*  
42t Johnny Sample vs. New York  
Giants 12/27/59

**GAME cont...**

Opp: 74t Tracy Porter vs. New Orleans  
2/7/10\*  
62t Dick Anderson at Miami  
1/2/72  
48t Frank Minnifield at Cleveland  
1/9/88  
39t Asante Samuel vs. New  
England 1/21/07  
38t Ed Reed vs. Baltimore  
1/16/10

**FUMBLES**
**FUMBLE RETURNS FOR TOUCHDOWNS**

Colts: 60 Mike Curtis vs. Minnesota  
12/22/68  
25 Don Shinnick at Green Bay  
12/26/65  
Opp: 93 Andy Russell at Pittsburgh  
12/27/75

**COLTS**
**TEAM PLAYOFF RECORDS  
(\*Denotes Super Bowl)**
**SCORING**
**MOST POINTS**

Colts: 49 vs. Denver 1/9/05  
45 vs. Kansas City 1/4/14  
41 vs. Denver 1/4/04  
38 at Kansas City 1/11/04  
vs. New England 1/21/07  
35 at San Diego 12/31/95  
Opp: 44 vs. Kansas City 1/4/14  
43 at New England 1/11/14  
42 at Pittsburgh 12/29/96  
41 at New York Jets 1/4/03  
40 vs. Pittsburgh 12/19/76  
38 at Cleveland 1/9/88  
37 vs. Oakland 12/24/77

**FEWEST POINTS**

Colts: 0 at Cleveland 12/27/64  
at Miami 1/2/72  
at New York Jets 1/4/03  
3 at New England 1/16/05  
Opp: 0 at Cleveland 12/29/68  
vs. Cincinnati 12/26/70  
3 at Cleveland 12/26/71  
vs. Baltimore 1/16/10

**MOST POINTS BOTH TEAMS**

89 vs. Kansas City 1/4/14 (Colts  
45, Chiefs 44)  
73 vs. Denver 1/9/05 (Colts 49,  
Broncos 24)  
72 vs. New England 1/21/07  
(Colts 38, Patriots 34)  
69 at Kansas City 1/11/04 (Colts  
38, Chiefs 31)  
68 vs. Oakland 12/24/77 (Raiders  
37, Colts 31, 2 OT)  
65 at New England 1/11/14  
(Patriots 43, Colts 22)

**MOST POINTS BOTH TEAMS cont...**

59 at Cleveland 1/9/88 (Browns  
38, Colts 21)

**FEWEST POINTS BOTH TEAMS**

17 vs. Cincinnati 12/26/70 (Colts  
17, Bengals 0)  
at Kansas City 1/7/96 (Colts  
10, Chiefs 7)  
21 at Miami 1/2/72 (Dolphins 21,  
Colts 0)  
at Baltimore 1/13/07 (Colts 15,  
Ravens 6)  
23 (5 times) Last: vs. Baltimore  
1/16/10 (Colts 20, Ravens 3)

**MOST TOUCHDOWNS**

Colts: 7 vs. Denver 1/9/05  
6 vs. Kansas City 1/4/14  
5 at San Diego 12/31/95  
vs. Denver 1/4/04  
at Kansas City 1/11/04  
Opp: 6 at New England 1/11/14  
5 vs. Pittsburgh 12/19/76  
vs. Oakland 12/24/77  
at Cleveland 1/9/88  
at Pittsburgh 12/29/96  
at New York Jets 1/4/03  
vs. Kansas City 1/4/14  
4 (5 times) Last: vs. San Diego  
1/13/08

**MOST RUSHING TOUCHDOWNS**

Colts: 4 at Cleveland 12/29/68  
3 at San Diego 12/31/95  
vs. Denver 1/9/05  
2 (7 times) Last: vs. New  
England 1/21/07  
Opp: 6 at New England 1/11/14  
5 at Pittsburgh 12/29/96  
3 at Pittsburgh 12/27/75  
at San Diego 1/3/09  
2 (7 times) Last: vs. NY Jets  
1/8/11

**MOST PASSING TOUCHDOWNS**

Colts: 5 vs. Denver 1/4/04  
4 vs. Denver 1/9/05  
4 vs. Kansas City 1/4/14  
3 at Kansas City 1/11/04  
vs. San Diego 1/13/08  
vs. New York Jets 1/24/10  
Opp: 4 vs. Kansas City 1/4/14  
3 at Cleveland 12/27/64  
vs. Pittsburgh 12/19/76  
vs. Oakland 12/24/77  
at Cleveland 1/9/88  
at New York Jets 1/4/03  
vs. San Diego 1/13/08

**MOST DEFENSIVE TOUCHDOWNS**

Colts: 1 vs. New York Giants 12/28/58  
at Green Bay 12/26/65  
vs. Minnesota 12/22/68  
vs. Oakland 12/24/77  
at Pittsburgh 12/29/96



### MOST DEFENSIVE TOUCHDOWNS cont...

vs. Chicago 2/4/07\*  
 Opp: 1 vs. Miami 1/2/72  
 vs. Pittsburgh 12/27/75  
 at Cleveland 1/9/88  
 vs. New England 1/21/07  
 vs. New Orleans 2/7/10\*

### MOST PATs/ATTEMPTS

Colts: 7/7 vs. Denver 1/9/05  
 6/6 vs. Kansas City 1/4/14  
 5/5 at San Diego 12/31/95  
 vs. Denver 1/4/04  
 at Kansas City 1/11/04  
 Opp: 5/5 at Cleveland 1/9/88  
 at New York Jets 1/4/03  
 vs. Kansas City 1/4/14  
 at New England 1/11/14  
 4/5 vs. Pittsburgh 12/19/76  
 4/4 (7 times) Last: vs. San Diego 1/13/08

### MOST FIELD GOALS

Colts: 5 at Baltimore 1/13/07  
 4 vs. Cincinnati 1/4/15  
 3 (9 times) Last: at Baltimore 1/6/13  
 Opp: 5 at New England 1/18/04  
 4 vs. Tennessee 1/16/00  
 3 vs. New York Giants 12/27/59  
 vs. New York Jets 1/12/69\*  
 vs. New Orleans 2/7/10\*  
 vs. Kansas City 1/4/14

### MOST FIELD GOAL ATTEMPTS

Colts: 5 at Baltimore 1/13/07  
 4 (6 times) Last: vs. Cincinnati 1/4/15  
 Opp: 5 at New England 1/18/04  
 4 vs. Tennessee 1/16/00  
 3 (9 times) Last: vs. Kansas City 1/4/14

### FIRST DOWNS

#### MOST

Colts: 32 vs. New England 1/21/07  
 29 vs. San Diego 1/13/08  
 28 vs. Kansas City 1/6/07  
 27 (4 times) Last: vs. New York Jets 1/24/10  
 Opp: 30 vs. Kansas City 1/4/14  
 29 vs. Pittsburgh 12/19/76  
 28 vs. Oakland 12/24/77  
 27 at San Diego 12/31/95  
 26 at Miami 12/30/00  
 at New York Jets 1/4/03  
 at San Diego 1/3/09

#### FEWEST

Colts: 8 at Pittsburgh 12/29/96  
 9 at Green Bay 12/26/65  
 10 at Pittsburgh 12/19/76  
 at New York Jets 1/4/03  
 11 at Cleveland 12/27/64  
 Opp: 7 vs. Cincinnati 12/26/70

### FEWEST cont...

vs. Kansas City 1/6/07  
 10 at New York Giants 12/28/58  
 vs. Dallas 1/17/71\*  
 11 at Cleveland 12/26/71  
 vs. Chicago 2/4/07\*

### MOST BOTH TEAMS

58 vs. Kansas City 1/4/14 (Colts 28, Chiefs 30)  
 51 at Kansas City 1/11/04 (Colts 27, Chiefs 24)  
 50 vs. Oakland 12/24/77 (Raiders 28, Colts 22)  
 49 vs. New England 1/21/07 (Colts 32, Patriots 17)  
 vs. San Diego 1/13/08 (Colts 29, Chargers 20)  
 48 at Cleveland 1/9/88 (Browns 25, Colts 23)

### FEWEST BOTH TEAMS

23 vs. Cincinnati 12/26/70 (Colts 16, Bengals 7)  
 24 vs. Dallas 1/17/71\* (Colts 14, Cowboys 10)  
 26 at Pittsburgh 12/27/75 (Steelers 16, Colts 10)  
 27 at Cleveland 12/26/71 (Colts 16, Browns 11)  
 28 at Baltimore 1/13/07 (Colts 15, Ravens 13)

### MOST RUSHING

Colts: 13 at Cleveland 12/29/68  
 vs. Kansas City 1/6/07  
 12 vs. Cincinnati 12/26/70  
 vs. Chicago 2/4/07\*  
 10 vs. Oakland 12/24/77  
 at San Diego 12/31/95  
 at Kansas City 1/11/04  
 Opp: 16 at Pittsburgh 12/29/96  
 at Miami 12/30/00  
 13 at Pittsburgh 12/27/75  
 at New York Jets 1/4/03  
 at New England 1/11/14  
 12 vs. Pittsburgh 12/19/76

### FEWEST RUSHING

Colts: 0 at Pittsburgh 12/29/96  
 at New England 1/16/05  
 2 vs. Minnesota 12/22/68  
 at New York Jets 1/4/03  
 3 vs. New York Giants 12/27/59  
 vs. Tennessee 1/16/00  
 vs. Baltimore 1/16/10  
 at New England 1/11/14  
 Opp: 2 at Cleveland 12/29/68  
 vs. Cincinnati 12/26/70  
 vs. Kansas City 1/6/07  
 vs. Baltimore 1/16/10  
 3 at New York Giants 12/28/58  
 vs. Chicago 2/4/07\*  
 vs. New Orleans 2/7/10\*

### MOST PASSING

Colts: 23 vs. Kansas City 1/4/14  
 21 vs. San Diego 1/13/08  
 20 vs. New England 1/21/07  
 19 vs. New York Jets 1/24/10  
 18 vs. Denver 1/9/05  
 17 at New York Giants 12/28/58  
 vs. Denver 1/4/04  
 at Kansas City 1/11/04  
 at New England 1/16/05  
 Opp: 20 at San Diego 12/31/95  
 17 vs. Minnesota 12/22/68  
 vs. Oakland 12/24/77  
 16 vs. New Orleans 2/7/10\*  
 vs. Kansas City 1/4/14  
 15 vs. Pittsburgh 12/19/76  
 at New England 1/18/0

### FEWEST PASSING

Colts: 2 at Green Bay 12/26/65  
 4 at Cleveland 12/27/64  
 vs. Cincinnati 12/26/70  
 at Pittsburgh 12/27/75  
 6 vs. Dallas 1/17/71\*  
 Opp: 3 at Pittsburgh 12/27/75  
 4 at Miami 1/2/72  
 5 (5 times) Last: vs. Kansas City 1/6/07

### MOST BY PENALTY

Colts: 4 vs. Dallas 1/17/71\*  
 vs. Pittsburgh 12/19/76  
 vs. Oakland 12/24/77  
 vs. San Diego 1/13/08  
 3 (6 times) Last: at Baltimore 1/6/13  
 Opp: 3 at Cleveland 12/27/64  
 at Green Bay 12/26/65  
 vs. Oakland 12/24/77  
 at Pittsburgh 1/14/96  
 vs. Pittsburgh 1/15/06  
 at San Diego 1/3/09  
 at Denver 1/11/15  
 2 (6 times) Last: vs. San Diego 1/13/08

### NET YARDS

#### MOST NET YARDS

Colts: 536 vs. Kansas City 1/4/14  
 530 vs. Denver 1/9/05  
 482 vs. Cincinnati 1/4/15  
 479 vs. Denver 1/4/04  
 461 vs. New York Jets 1/24/10  
 455 vs. New England 1/21/07  
 452 at New York Giants 12/28/58  
 Opp: 526 vs. Pittsburgh 12/19/76  
 513 vs. Kansas City 1/4/14  
 491 vs. Oakland 12/24/77  
 439 at Baltimore 1/6/13  
 434 at Miami 12/30/00  
 429 at San Diego 12/31/95  
 419 at New England 1/11/14  
 411 vs. San Diego 1/13/08

#### FEWEST NET YARDS

Colts: 146 at Pittsburgh 12/29/96


**FEWEST NET YARDS cont...**

154 at Pittsburgh 12/27/75  
 170 vs. Pittsburgh 12/19/76  
 175 at Green Bay 12/26/65  
 176 at New York Jets 1/4/03  
 Opp: 126 vs. Kansas City 1/6/07  
 139 vs. Cincinnati 12/26/70  
 165 at Cleveland 12/26/71

**RUSHING**
**MOST YARDS**

Colts: 191 vs. Chicago 2/4/07\*  
 188 vs. Kansas City 1/6/07  
 187 vs. Oakland 12/24/77  
 184 at Cleveland 12/29/68  
 178 at San Diego 12/31/95  
 Opp: 258 at Miami 12/30/00  
 234 at New England 1/11/14  
 231 at Pittsburgh 12/29/96  
 225 vs. Pittsburgh 12/19/76  
 211 at Pittsburgh 12/27/75  
 210 at New England 1/16/05

**FEWEST YARDS**

Colts: 41 at Pittsburgh 12/29/96  
 42 vs. Baltimore 1/16/10  
 44 vs. San Diego 1/13/08  
 46 at New England 1/16/05  
 50 vs. Minnesota 12/22/68  
 Opp: 44 vs. Kansas City 1/6/07  
 51 vs. New Orleans 2/7/10\*  
 56 at Cleveland 12/29/68  
 63 vs. Cincinnati 12/26/70  
 69 at Cleveland 12/26/71

**MOST ATTEMPTS**

Colts: 50 vs. Oakland 12/24/77  
 47 at Green Bay 12/26/65  
 vs. Cincinnati 12/26/70  
 43 at Cleveland 12/26/71  
 42 vs. Chicago 2/4/07\*  
 Opp: 51 at Pittsburgh 12/29/96  
 48 at Miami 12/30/00  
 47 vs. Oakland 12/24/77  
 46 at New England 1/11/14  
 43 vs. New York Jets 1/12/69\*  
 at Pittsburgh 12/27/75

**FEWEST ATTEMPTS**

Colts: 14 at New York Jets 1/4/03  
 vs. Pittsburgh 1/15/06  
 15 at Pittsburgh 12/29/96  
 at New England 1/16/05  
 18 vs. San Diego 1/13/08  
 19 vs. New Orleans 2/7/10\*  
 vs. Kansas City 1/4/14  
 Opp: 17 vs. Kansas City 1/6/07  
 18 vs. New Orleans 2/7/10\*  
 19 vs. Chicago 2/4/07\*  
 vs. Baltimore 1/16/10  
 20 at Baltimore 1/13/07  
 at Denver 1/11/15

**MOST ATTEMPTS BOTH TEAMS**

97 vs. Oakland 12/24/77 (Colts 50, Raiders 47)

**MOST ATTEMPTS BOTH TEAMS cont...**

86 at Green Bay 12/26/65 (Colts 47, Packers 39)  
 84 at Pittsburgh 12/27/75 (Steelers 43, Colts 41)  
 71 at Miami 12/30/00 (Dolphins 48, Colts 23)

**FEWEST ATT EMPTS BOTH TEAMS**

37 vs. New Orleans 2/7/10\* (Colts 19, Saints 18)  
 44 vs. Baltimore 1/16/10 (Colts 25, Ravens 19)  
 45 vs. Denver 1/9/05 (Colts 24, Broncos 21)  
 46 vs. Cincinnati 1/4/15 (Colts 21, Bengals 25)  
 47 at Pittsburgh 1/14/96 (Steelers 24, Colts 23)  
 48 vs. San Diego 1/13/08 (Chargers 30, Colts 18)  
 vs. Denver 1/11/15 (Broncos 20, Colts 28)

**TOTAL PLAYS**
**MOST PLAYS**

Colts: 87 at Baltimore 1/6/13  
 83 at New York Giants 12/28/58  
 82 vs. Oakland 12/24/77  
 81 vs. Chicago 2/4/07\*  
 80 vs. Kansas City 1/6/07  
 vs. New England 1/21/07  
 Opp: 89 vs. Oakland 12/24/77  
 84 at Miami 12/30/00  
 81 at Green Bay 12/26/65  
 80 at San Diego 12/31/95  
 vs. Kansas City 1/4/14  
 75 vs. Minnesota 12/22/68

**FEWEST PLAYS**

Colts: 46 at New York Jets 1/4/03  
 47 at Cleveland 12/27/64  
 52 at Pittsburgh 12/29/96  
 53 vs. Minnesota 12/22/68  
 vs. Pittsburgh 12/19/76  
 Opp: 45 at Miami 1/2/72  
 vs. Kansas City 1/6/07  
 46 vs. Cincinnati 12/26/70  
 48 vs. Chicago 2/4/07\*  
 51 at Baltimore 1/13/07

**MOST PLAYS BOTH TEAMS**

171 vs. Oakland 12/24/77 (Raiders 89, Colts 82)  
 145 at New England 1/18/04 (Colts 76, Patriots 69)  
 145 vs. Kansas City 1/4/14 (Colts 65, Chiefs 80)  
 143 at Baltimore 1/6/13 (Colts 87, Ravens 56)  
 141 at Green Bay 12/26/65 (Packers 81, Colts 60)  
 139 at Miami 12/30/00 (Dolphins 84, Colts 55)  
 vs. New England 1/21/07 (Colts 80, Patriots 59)

**MOST PLAYS BOTH TEAMS cont...**

at San Diego 1/3/09 (Chargers 74, Colts 65)  
 at Denver 1/11/15 (Colts 71, Broncos 68)

**FEWEST PLAYS BOTH TEAMS**

107 at Cleveland 12/27/64 (Browns 60, Colts 47)  
 112 vs. Cincinnati 12/26/70 (Colts 66, Bengals 46)  
 vs. Denver 1/4/04 (Broncos 58, Colts 54)  
 113 at Miami 1/2/72 (Colts 68, Dolphins 45)  
 115 vs. Dallas 1/17/71\* (Cowboys 59, Colts 56)  
 115 at New York Jets 1/4/03 (Jets 69, Colts 46)

**PASSING**
**MOST YARDS**

Colts: 458 vs. Denver 1/9/05  
 436 vs. Kansas City 1/4/14  
 402 vs. San Diego 1/13/08  
 394 vs. Denver 1/4/04  
 377 vs. New York Jets 1/24/10  
 368 vs. Cincinnati 1/4/15  
 349 at New York Giants 12/28/58  
 vs. New England 1/21/07  
 Opp: 345 vs. Oakland 12/24/77  
 363 vs. Kansas City 1/4/14  
 312 vs. San Diego 1/13/08  
 308 vs. Pittsburgh 12/19/76  
 302 vs. New York Jets 1/24/10  
 288 vs. New Orleans 2/7/10\*

**FEWEST YARDS**

Colts: 40 at Green Bay 12/26/65  
 95 at Cleveland 12/27/64  
 100 at Pittsburgh 12/27/75  
 112 at Kansas City 1/7/96  
 137 at New York Jets 1/4/03  
 Opp: 93 vs. Cincinnati 12/26/70  
 103 at Pittsburgh 12/27/75  
 107 vs. Kansas City 1/6/07  
 112 vs. Tennessee 1/16/00

**MOST YARDS BOTH TEAMS**

799 vs. Kansas City 1/4/14 (Colts 436, Chiefs 363)  
 742 vs. Denver 1/9/05 (Colts 458, Broncos 284)  
 714 vs. San Diego 1/13/08 (Colts 402, Chargers 312)  
 679 vs. New York Jets 1/24/10 (Colts 377, Jets 302)  
 621 vs. New Orleans 2/7/10\* (Colts 333, Saints 288)  
 581 vs. New England 1/21/07 (Colts 349, Patriots 232)

**FEWEST YARDS BOTH TEAMS**

203 at Pittsburgh 12/27/75 (Steelers 103, Colts 100)  
 238 vs. Cincinnati 12/26/70 (Colts 145, Bengals 93)



**FEWEST YARDS BOTH TEAMS cont...**

264 at Kansas City 1/7/96 (Chiefs 152, Colts 112)  
 274 at Cleveland 12/26/71 (Colts 143, Browns 131)

**MOST ATTEMPTS**

Colts: 54 at Baltimore 1/6/13  
 48 vs. San Diego 1/13/08  
 47 at New England 1/18/04  
 vs. New England 1/21/07  
 45 vs. New Orleans 2/7/10\*  
 vs. Kansas City 1/4/14  
 44 vs. Baltimore 1/16/10  
 44 vs. Cincinnati 1/4/15  
 Opp: 47 at San Diego 12/31/95  
 46 vs. Kansas City 1/4/14  
 at Denver 1/11/15  
 44 vs. Minnesota 12/22/68  
 41 at Green Bay 12/26/65  
 at Pittsburgh 1/14/96  
 40 vs. Oakland 12/24/77

**FEWEST ATTEMPTS**

Colts: 12 at Green Bay 12/26/65  
 17 vs. Cincinnati 12/26/70  
 20 at Cleveland 12/27/64  
 21 at Cleveland 12/26/71  
 Opp: 8 at Miami 1/2/72  
 13 at Pittsburgh 12/27/75  
 18 at New York Giants 12/28/58  
 at Cleveland 12/27/64  
 21 vs. Oakland 1/3/71

**MOST ATTEMPTS BOTH TEAMS**

91 vs. Kansas City 1/4/14 (Colts 45, Chiefs 46)  
 89 at Denver 1/11/15 (Colts 43, Broncos 46)  
 84 at New England 1/18/04 (Colts 47, Patriots 37)  
 vs. New Orleans 2/7/10\* (Colts 45, Saints 39)  
 81 vs. New England 1/21/07 (Colts 47, Patriots 34)  
 79 vs. Baltimore 1/16/10 (Colts 44, Ravens 35)  
 vs. Cincinnati 1/4/15 (Colts 44, Bengals 35)  
 78 at San Diego 1/3/09 (Colts 42, Chargers 36)  
 77 at Baltimore 1/6/13 (Colts 54, Ravens 23)

**FEWEST ATTEMPTS BOTH TEAMS**

35 at Pittsburgh 12/27/75 (Colts 22, Steelers 13)  
 38 at Cleveland 12/27/64 (Colts 20, Browns 18)  
 vs. Cincinnati 12/26/70 (Bengals 21, Colts 17)  
 44 at Miami 1/2/72 (Colts 36, Dolphins 8)  
 48 (2 times) Last: at Cleveland 12/26/71 (Browns 27, Colts 21)

**MOST COMPLETIONS**

Colts: 33 vs. San Diego 1/13/08

**MOST COMPLETIONS cont...**

31 vs. Kansas City 1/6/07  
 vs. New Orleans 2/7/10\*  
 vs. Cincinnati 1/4/15  
 30 vs. Baltimore 1/16/10  
 29 vs. Kansas City 1/4/14  
 28 at Baltimore 1/6/13  
 27 vs. Denver 1/9/05  
 at New England 1/16/05  
 vs. New England 1/21/07  
 at Denver 1/11/15  
 Opp: 32 vs. New Orleans 2/7/10\*  
 30 vs. Kansas City 1/4/14  
 26 vs. Minnesota 12/22/68  
 at Denver 1/11/15  
 25 at Pittsburgh 1/14/96  
 24 vs. Denver 1/9/05

**FEWEST COMPLETIONS**

Colts: 5 at Green Bay 12/26/65  
 6 vs. Cincinnati 12/26/70  
 8 at Pittsburgh 12/27/75  
 11 (4 times) Last: vs. Pittsburgh 12/19/76  
 Opp: 4 at Miami 1/2/72  
 8 vs. Cincinnati 12/26/70  
 at Pittsburgh 12/27/75  
 11 at Cleveland 12/27/64

**MOST COMPLETIONS BOTH TEAMS**

63 vs. New Orleans 2/7/10\* (Saints 32, Colts 31)  
 59 vs. Kansas City 1/4/14 (Colts 29, Chiefs 30)  
 53 at Denver 1/11/15 (Colts 27, Broncos 26)  
 51 vs. Denver 1/9/05 (Colts 27, Broncos 24)  
 51 at Baltimore 1/6/13 (Colts 28, Ravens 23)  
 50 vs. San Diego 1/13/08 (Colts 33, Chargers 17)  
 vs. Baltimore 1/16/10 (Colts 30, Ravens 20)  
 49 vs. Denver 1/4/04 (Colts 26, Broncos 23)  
 vs. Cincinnati (Colts 31, Bengals 18)

**FEWEST COMPLETIONS BOTH TEAMS**

14 vs. Cincinnati 12/26/70 (Bengals 8, Colts 6)  
 16 at Pittsburgh 12/27/75 (Colts 8, Steelers 8)  
 22 vs. Dallas 1/9/66# (Cowboys 15, Colts 7)  
 23 at Cleveland 12/27/64 (Colts 12, Browns 11)  
 vs. Dallas 1/17/71\* (Cowboys 12, Colts 11)

**MOST TOUCHDOWNS**

Colts: 5 vs. Denver 1/4/04  
 4 vs. Denver 1/9/05  
 vs. Kansas City 1/4/14  
 3 at Kansas City 1/11/04  
 vs. San Diego 1/13/08  
 vs. New York Jets 1/24/10

**MOST TOUCHDOWNS cont...**

Opp: 4 vs. Kansas City 1/4/14  
 3 (5 times) Last: vs. San Diego 1/13/08

**MOST TIMES THROWN ATTEMPTING TO PASS**

Colts: 6/50 vs. Oakland 12/24/77  
 5/45 vs. Pittsburgh 12/19/76  
 5/43 vs. Pittsburgh 1/15/06  
 5/28 at Pittsburgh 12/27/75  
 4/35 at New York Giants 12/28/58  
 vs. Minnesota 12/22/68  
 at Pittsburgh 12/29/96  
 Opp: 5/48 vs. Oakland 1/3/71  
 5/35 at Cleveland 12/26/71  
 4/34 at Cleveland 12/29/68  
 4/27 at San Diego 1/3/09  
 4/25 vs. Kansas City 1/6/07  
 3 (8 times) Last: at New England 1/16/05

**MOST YARDS LOST ATTEMPTING TO PASS**

Colts: 57 vs. New York Giants 12/28/58  
 50 vs. Oakland 12/24/77  
 45 vs. Pittsburgh 12/19/76  
 43 vs. Pittsburgh 1/15/06  
 Opp: 48 vs. Oakland 1/3/71  
 45 vs. New York Giants 12/27/59  
 35 at Cleveland 12/26/71  
 34 at Cleveland 12/29/68

**MOST INTERCEPTIONS**

Colts: 4 vs. New York Jets 1/12/69\*  
 at New England 1/18/04  
 at New England 1/11/14  
 3 vs. Dallas 1/17/71\*  
 at Miami 1/2/72  
 vs. Kansas City 1/6/07  
 vs. Kansas City 1/4/14  
 Opp: 4 at San Diego 12/31/95  
 3 (6 times) Last: at Mia. 12/30/00

**PUNTING****MOST**

Colts: 13 vs. Oakland 12/24/77  
 9 at Pittsburgh 12/27/75  
 8 at Green Bay 12/26/65  
 at Pittsburgh 12/29/96  
 6 (10 times) Last: vs. Baltimore 1/16/10  
 Opp: 9 vs. Dallas 1/17/71\*  
 8 vs. Cincinnati 12/26/70  
 vs. Oakland 12/24/77  
 vs. Cincinnati 1/4/15  
 6 (8 times) Last: at Denver 1/11/15

**FEWEST**

Colts: 0 vs. Denver 1/4/04  
 at Kansas City 1/11/04  
 1 at New England 1/18/04  
 vs. San Diego 1/13/08  
 vs. Kansas City 1/4/14




**FEWEST cont...**

Opp: 0 at Kansas City 1/11/04  
 1 vs. Pittsburgh 12/19/76  
 at Cleveland 1/9/88  
 2 (7 times) Last: vs. Kansas City 1/4/14

**MOST YARDS**

Colts: 438 vs. Oakland 12/24/77  
 361 at Pittsburgh 12/27/75  
 340 vs. Tennessee 1/16/00  
 339 at Pittsburgh 12/29/96  
 330 at Green Bay 12/26/65  
 Opp: 380 vs. Cincinnati 1/4/15  
 377 vs. Dallas 1/17/71\*  
 374 vs. Oakland 12/24/77  
 316 at San Diego 1/3/09  
 314 vs. Kansas City 1/6/07  
 313 vs. Cincinnati 12/26/70

**HIGHEST AVERAGE**

Colts: 52.8 vs. New England 1/21/07  
 51.8 at New England 1/11/14  
 51.5 vs. Cincinnati 1/4/15  
 50.8 at New York Giants 12/28/58  
 50.0 at Pittsburgh 1/14/96  
 49.0 vs. San Diego 1/13/08  
 48.6 vs. Tennessee 1/16/00  
 Opp: 59.0 vs. San Diego 1/13/08  
 52.7 at San Diego 1/3/09  
 52.3 vs. Kansas City 1/6/07  
 52.0 vs. Tennessee 1/16/00  
 51.4 vs. New England 1/21/07

**PENALTIES**
**MOST**

Colts: 10 at Denver 1/11/15  
 9 vs. Pittsburgh 1/15/06  
 at San Diego 1/3/09  
 vs. Cincinnati 1/4/15  
 8 vs. Oakland 12/24/77  
 7 vs. Pittsburgh 12/19/76  
 at Cleveland 1/9/88  
 vs. Tennessee 1/16/00  
 Opp: 12 vs. Pittsburgh 12/19/76  
 10 vs. Dallas 1/17/71\*  
 vs. San Diego 1/13/08  
 9 vs. Tennessee 1/16/00  
 9 at Baltimore 1/6/13

**FEWEST**

Colts: 1 at Miami 12/30/00  
 at Kansas City 1/11/04  
 vs. New York Jets 1/24/10  
 2 vs. Oakland 1/3/71  
 at Miami 1/2/72  
 at New York Jets 1/4/03  
 vs. New York Jets 1/8/11  
 3 (7 times) Last: at Baltimore 1/13/07  
 Opp: 1 vs. Cincinnati 12/26/70  
 at Miami 1/2/72  
 2 (6 times) Last: at Denver 1/11/15  
 3 (9 times) Last: vs. New York Jets 1/8/11

**MOST BOTH TEAMS**

19 vs. Pittsburgh 12/19/76 (Steelers 12, Colts 7)  
 16 vs. Tennessee 1/16/00 (Titans 9, Colts 7)  
 15 vs. Oakland 12/24/77 (Colts 8, Raiders 7)  
 vs. San Diego 1/13/08 (Chargers 10, Colts 5)  
 vs. Cincinnati 1/4/15 (Colts 9, Bengals 6)  
 14 vs. Dallas 1/17/71\* (Cowboys 10, Colts 4)  
 14 at Baltimore 1/6/13 (Ravens 9, Colts 5)

**FEWEST BOTH TEAMS**

3 at Miami 1/2/72 (Colts 2, Dolphins 1)  
 4 vs. Oakland 1/3/71 (Colts 2, Raiders 2)  
 5 (5 times) Last: vs. New York Jets 1/8/11 (Jets 3, Colts 2)

**MOST YARDS**

Colts: 82 vs. Oakland 12/24/77  
 75 at Cleveland 1/9/88  
 74 at San Diego 1/3/09  
 67 vs. Pittsburgh 1/15/06  
 at Denver 1/11/15  
 66 vs. Cincinnati 1/4/15  
 63 vs. Cincinnati 12/26/70  
 Opp: 133 vs. Dallas 1/17/71\*  
 88 vs. Pittsburgh 12/19/76  
 79 vs. San Diego 1/13/08  
 78 vs. Tennessee 1/16/00  
 70 at Baltimore 1/6/13  
 65 vs. Oakland 12/24/77

**FEWEST YARDS**

Colts: 5 at Kansas City 1/11/04  
 vs. New York Jets 1/24/10  
 10 vs. Oakland 1/3/71  
 at Miami 12/30/00  
 at New York Jets 1/4/03  
 vs. New York Jets 1/8/11  
 15 at New York Giants 12/28/58  
 at Cleveland 12/29/68  
 Opp: 5 vs. Cincinnati 12/26/70  
 8 vs. Pittsburgh 1/15/06  
 at Denver 1/11/15  
 12 at Miami 1/2/72  
 13 vs. Kansas City 1/6/07  
 15 at New England 1/18/04  
 vs. New York Jets 1/8/11  
 vs. Kansas City 1/4/14

**MOST YARDS BOTH TEAMS**

164 vs. Dallas 1/17/71\* (Cowboys 133, Colts 31)  
 147 vs. Pittsburgh 12/19/76 (Steelers 88, Colts 59)  
 vs. Oakland 12/24/77 (Colts 82, Raiders 65)  
 138 vs. Tennessee 1/16/00 (Titans 78, Colts 60)  
 133 vs. San Diego 1/13/08 (Chargers 79, Colts 54)  
 114 at San Diego 1/3/09 (Colts 74, Chargers 40)

**FEWEST YARDS BOTH TEAMS**

25 vs. New York Jets 1/8/11 (Jets 15, Colts 10)  
 30 vs. Oakland 1/3/71 (Raiders 20, Colts 10)  
 32 at Miami 1/2/72 (Colts 20, Dolphins 12)  
 34 vs. Kansas City 1/4/14 (Colts 19, Chiefs 15)  
 35 at Kansas City 1/11/04 (Chiefs 30, Colts 5)  
 at New England 1/18/04 (Colts 20, Patriots 15)

**FUMBLES**
**MOST FUMBLES**

Colts: 5 vs. Dallas 1/17/71\* (5/4)  
 4 at Kansas City 1/7/96 (4/0)  
 3 vs. Denver 1/4/04 (3/1)  
 at New England 1/16/05 (3/2)  
 at Baltimore 1/13/07 (3/0)  
 Opp: 6 at New York Giants 12/28/58 (6/4)  
 at Cleveland 12/26/71 (6/2)  
 4 vs. Oakland 12/24/77 (4/2)  
 vs. Chicago 2/4/07\* (4/3)  
 3 at Green Bay 12/26/65 (3/2)  
 at Pittsburgh 12/27/75 (3/2)  
 vs. Baltimore 1/16/10 (3/2)  
 at New England 1/11/14 (3/0)

**MOST FUMBLES LOST**

Colts: 4 vs. Dallas 1/17/71\* (5/4)  
 2 (5 times) Last: vs. Chicago 2/4/07\* (2/2)  
 Opp: 4 at New York Giants 12/28/58 (6/4)  
 3 vs. Chicago 2/4/07\* (4/3)  
 2 (8 times) Last: at Baltimore 1/6/13 (2/2)

**FEWEST FUMBLES**

Colts: 0 (12 times) Last: at Denver 1/11/15  
 1 (15 times) Last: at Baltimore 1/6/13  
 Opp: 0 (8 times) Last: vs. New Orleans 2/7/10\*  
 1 (19 times) Last: vs. Cincinnati 1/4/15

**FEWEST FUMBLES LOST**

Colts: 0 (24 times) Last: at New England 1/11/14  
 1 (15 times) Last: vs. Cincinnati 1/4/15  
 Opp: 0 (18 times) Last: at New England 1/11/14  
 1 (18 times) Last: at Denver 1/11/15

**MOST FUMBLES BOTH TEAMS**

8 at New York Giants 12/28/58 (Giants 6, Colts 2)  
 at Cleveland 12/26/71 (Browns 6, Colts 2)  
 6 vs. Dallas 1/17/71\* (Colts 5, Cowboys 1)  
 vs. Chicago 2/4/07\* (Bears 4, Colts 2)  
 5 (3 times) Last: at Baltimore 1/13/07

**FEWEST FUMBLES BOTH TEAMS**

0 at Miami 12/30/00 vs. New Orleans

2/7/10\*

1 (10 times) Last: at Denver 1/11/15 (Broncos 1)

2 (9 times) Last: vs. New York Jets 1/24/10 (Colts 2)

**MOST FUMBLES LOST BOTH TEAMS**

6 at New York Giants 12/28/58 (Giants 4, Colts 2)

5 vs. Dallas 1/17/71\* (Colts 4, Cowboys 1)

vs. Chicago 2/4/07\* (Bears 3, Colts 2)

4 at Cleveland 12/26/71 (Colts 2, Browns 2)

3 (4 times) Last: at Baltimore 1/6/13

(Ravens 2, Colts 1)

**FEWEST FUMBLES LOST BOTH TEAMS**

0 (13 times) Last: at New England 1/11/14

1 (12 times) Last: at Denver 1/11/15 (Broncos 1)