



BUFFALO **BILLS**

2015 WEEKLY RELEASE



BILLS

VS.

PATRIOTS

REGULAR SEASON WEEK 2: BUFFALO BILLS VS. NEW ENGLAND PATRIOTS | Sunday, September 20 | 1:00 PM | CBS-TV



BUFFALO BILLS

2015 WEEKLY RELEASE

REGULAR SEASON WEEK 2: BUFFALO BILLS VS. NEW ENGLAND PATRIOTS | Sunday, Sept. 20 | 1:00 PM | CBS-TV



BUFFALO BILLS (1-0) VS. NEW ENGLAND PATRIOTS (1-0)



BILLS WELCOME PATRIOTS TO THE RALPH FOR WEEK TWO

The Buffalo Bills will look to pick up their second win of the season on Sunday against the New England Patriots at Ralph Wilson Stadium with kickoff at 1:00 p.m.

Sunday's game will be the 111th regular season meeting between Buffalo and New England.

With a win over the Patriots on Sunday, the Bills will:

- **Open the season with a 2-0 record for the second season in a row for the first time since 1993**
- **Win consecutive games against New England for the first time since 2000**

BILLS-PATRIOTS REGULAR SEASON SERIES

- Overall regular season record: 42-67-1
- Bills at home against Patriots: 22-31-1
- Last meeting at home: 10/12/2014, L 22-37
- First regular season meeting: 9/23/1960, W 13-0 at Boston
- Last regular season meeting: 12/28/2014, W 17-9 at New England

The Bills will hit the road for the first time this season to take on the Miami Dolphins in week three on Sunday, September 27 with kickoff at 4:25 p.m.

BILL POLIAN TO BE HONORED AT HALFTIME

The Buffalo Bills will honor former GM Bill Polian at halftime of Sunday's game in recognition of his induction in to the Pro Football Hall of Fame.

Polian will receive his Hall of Fame Ring of Excellence in a special ceremony. The ring includes a likeness of Polian's bust, along with his position and years in the NFL on one side while his name, the Pro Football Hall of Fame logo and his enshrinement class is included on the other.

Polian joined the Bills in 1984 as the team's Director of Pro Personnel. He was named general manager in December of 1985 and served in that capacity until February of 1993. In his first offseason as general manager, Polian signed quarterback Jim Kelly and center Kent Hull out of the United States Football League. In the middle of 1986, he picked Marv Levy to replace Hank Bullough as head coach. In his nine seasons with Buffalo, the team made the playoffs each of the last five seasons. Polian built a Bills team that accumulated a 58-22 record from 1988 – 1992 and appeared in three consecutive Super Bowls. He was named the Executive of the Year by the Sporting News in 1988 and 1991. During his time in Buffalo 13 players drafted or obtained by Polian made 49 Pro Bowl appearances. In all, Polian brought in five players (Kelly, Lofton, Reed, Smith and Thomas) and one head coach (Levy) who would end up in the Pro Football Hall of Fame.

BROADCAST INFO

TELEVISION: CBS-TV
PRODUCER: Ken Mack
DIRECTOR: Mark Grant
PLAY-BY-PLAY: Kevin Harlan
COLOR ANALYST: Rich Gannon



BILLS RADIO NETWORK

FLAGSHIP: Buffalo – WGR550 (550AM); Toronto – Fan 590; Rochester – WCMF (96.5) and WROC (950AM); Syracuse – WTKW (99.5/WTKV 105.5)

PLAY-BY-PLAY: John Murphy (28th year, 12th as play-by-play)

COLOR ANALYST: Mark Kelso (10th year)

SIDELINE: Sal Capaccio (2nd year)

COMPASS RADIO NETWORK

PLAY-BY-PLAY: Chris Carrino

COLOR ANALYST: Brian Baldinger

MEDIA SCHEDULE

Tuesday, Sept. 15

Open Locker Room: 10:45 AM – 11:30 AM

Wednesday, Sept. 16

Coach Ryan Available: 10:45 AM in the Bills Media Room
 Practice: 11:45 AM (Stretch & Individual only)

Open Locker Room: Post-Practice

Conference Calls: Patriots Head Coach Bill Belichick
 (approx. 9 am)

Patriots QB Tom Brady (approx. 5 pm)

Thursday, Sept. 17

Practice: 11:30 AM (Stretch & Individual only)

Coach Ryan Available: Immediately Following Practice
 Open Locker Room: Following Coach Ryan's Availability
 for 45 minutes

Friday, Sept. 18

Practice: 11:00 AM (Stretch & Individual only)

Coach Ryan Available: Immediately Following Practice
 Assistant coaches available by request only
 Open Locker Room: Following Coach Ryan's Availability
 for 45 minutes

Saturday, Sept. 12

No Media Availability

Sunday, Sept. 13

1:00 PM Bills vs. Patriots @ Ralph Wilson Stadium

Scott Berchtold - Senior Vice President/Communications
 scott.berchtold@bills.nfl.net :: 716-312-8701

Chris Jenkins - Executive Director of Media Relations
 chris.jenkins@bills.nfl.net :: 716-312-8702

Kevin Kearns - Media Relations Coordinator
 kevin.kearns@bills.nfl.net :: 716-312-8704

Chris Fanelli - Media Relations Assistant
 chris.fanelli@bills.nfl.net :: 716-312-8717

Kristy Boncal - Assistant to the SVP of Media & Content & Media Relations Dept.
 kristy.boncal@bills.nfl.net :: 716-312-8620

BILLS 2015 REGULAR SEASON STATISTICS

BUFFALO BILLS / WEEK 1 / THROUGH SUNDAY, SEPTEMBER 13, 2015

WON 1, LOST 0				*RUSHING				No.	Yds	Avg	Long	TD	
09/13 W 27-14	Indianapolis	70,319	Ka. Williams	6	55	9.2	26t	1					
09/20	New England		McCoy	17	41	2.4	16	0					
09/27	at Miami		Taylor	9	41	4.6	31	0					
10/04	New York Giants		Harvin	1	9	9.0	9	0					
10/11	at Tennessee		Dixon	3	1	0.3	4	1					
10/18	Cincinnati		TEAM	36	147	4.1	31	2					
10/25	at Jacksonville		OPPONENTS	17	64	3.8	11	0					
11/08	Miami		* RECEIVING	No.	Yds	Avg	Long	TD					
11/12	at New York Jets		Harvin	5	79	15.8	51t	1					
11/23	at New England		Clay	4	43	10.8	27	0					
11/29	at Kansas City		McCoy	3	46	15.3	22	0					
12/06	Houston		Woods	2	27	13.5	15	0					
12/13	at Philadelphia		TEAM	14	195	13.9	51t	1					
12/20	at Washington		OPPONENTS	26	243	9.3	30	2					
12/27	Dallas		* INTERCEPTIONS	No.	Yds	Avg	Long	TD					
01/03	New York Jets		Darby	1	27	27.0	27	0					
	Buff.	Opp.	A. Williams	1	26	26.0	26	0					
TOTAL FIRST DOWNS		15	23	TEAM	2	53	26.5	27	0				
Rushing		7	5	OPPONENTS	0	0	---	---	0				
Passing		7	16	* PUNTING	No.	Yds	Avg	Net	TB	In	Lg	B	
Penalty		1	2	Schmidt	5	252	50.4	46.2	1	2	63	0	
3rd Down: Made/Att		5/13	8/15	TEAM	5	252	50.4	46.2	1	2	63	0	
3rd Down Pct.		38.5	53.3	OPPONENTS	4	177	44.3	42.8	0	0	48	0	
4th Down: Made/Att		0/0	1/2	* PUNT RETURNS	Ret	FC	Yds	Avg	Long	TD			
4th Down Pct.		0.0	50.0	Thigpen	1	2	6	6.0	6	0			
POSSESSION AVG.		30:56	29:04	TEAM	1	2	6	6.0	6	0			
TOTAL NET YARDS		342	304	OPPONENTS	2	2	1	0.5	1	0			
Avg. Per Game		342.0	304.0	* KICKOFF RETURNS	No.	Yds	Avg	Long	TD				
Total Plays		55	68	Thigpen	1	0	0.0	0	0				
Avg. Per Play		6.2	4.5	TEAM	1	0	0.0	0	0				
NET YARDS RUSHING		147	64	OPPONENTS	3	58	19.3	30	0				
Avg. Per Game		147.0	64.0	* FIELD GOALS	1-19	20-29	30-39	40-49	50+				
Total Rushes		36	17	Carpenter	0/ 0	0/ 0	0/ 0	2/ 2	0/0				
NET YARDS PASSING		195	240	TEAM	0/ 0	0/ 0	0/ 0	2/ 2	0/0				
Avg. Per Game		195.0	240.0	OPPONENTS	0/ 0	0/ 0	0/ 0	0/ 0	0/1				
Sacked/Yards Lost		0/0	2/3	Carpenter: (41G,45G)									
Gross Yards		195	243	OPP: (52N)									
Att./Completions		19/14	49/26										
Completion Pct.		73.7	53.1										
Had Intercepted		0	2										
PUNTS/AVERAGE		5/50.4	4/44.3										
NET PUNTING AVG.		5/46.2	4/42.8										
PENALTIES/YARDS		11/113	5/49										
FUMBLES/BALL LOST		2/0	2/1										
TOUCHDOWNS		3	2										
Rushing		2	0										
Passing		1	2										
Returns		0	0										
* SCORE BY PERIODS		Q1	Q2	Q3	Q4	OT	PTS						
TEAM		7	10	7	3	0	27						
OPPONENTS		0	0	8	6	0	14						
* SCORING		TD-Ru-Pa-Rt	K-PAT	FG	S	PTS							
Carpenter		0	0	0	0	3/ 3	2/ 2	0	9				
Dixon		1	1	0	0			0	6				
Harvin		1	0	1	0			0	6				
Ka. Williams		1	1	0	0			0	6				
TEAM		3	2	1	0	3/ 3	2/ 2	0	27				
OPPONENTS		2	0	2	0	0/ 0	0/ 1	0	14				
2-Pt Conv: TM 0-0, OPP 1-2													
SACKS: Bradham 1, Robey 1, TM 2													
FUM/LOST: Clay 1/0, Taylor 1/0													
* PASSING		Att	Cmp	Yds	Cmp%	Yds/Att	TD	TD%	Int	Int%	Long	Sack/Lost	Rating
Taylor		19	14	195	73.7	10.26	1	5.3	0	0.0	51t	0/ 0	123.8
TEAM		19	14	195	73.7	10.26	1	5.3	0	0.0	51t	0/ 0	123.8
OPPONENTS		49	26	243	53.1	4.96	2	4.1	2	4.1	30	2/ 3	63.6



2015 DEFENSIVE STATS

PLAYER	DEFENSIVE TACKLES			TOTAL
	Solo	Assist	TFL	
N. Bradham	7	1	1	8
S. Gilmore	6	0	0	6
R. Darby	5	1	0	6
N. Robey	4	2	0	6
P. Brown	2	4	0	6
B. Rambo	4	1	0	5
C. Bryant	3	2	0	5
A. Williams	1	4	0	5
J. Hughes	3	1	0	4
S. Charles	2	0	0	2
Ky. Williams	0	2	0	2
C. Graham	1	0	0	1
M. Lawson	1	0	0	1
TOTAL	39	18	1	57

DEFENSIVE FUMBLE RECOVERIES	
R. Johnson	1
TOTAL	1

PASSES DEFENSED	
S. Gilmore	4
M. Butler	2
R. Darby	2
A. Williams	2
N. Robey	1
P. Brown	1
TOTAL	12

QUARTERBACK SACKS	
N. Bradham	1.0
N. Robey	1.0
TOTAL	2.0

INTERCEPTIONS	
R. Darby	1
A. Williams	1
TOTAL	2

PLAYER	SPECIAL TEAMS TACKLES		TOTAL
	Solo	Assist	
R. Brooks	1	0	1
A. Dixon	1	0	1
C. Hogan	1	0	1
M. Butler	0	1	1
R. Johnson	0	1	1
B. Rambo	0	1	1
TOTAL	3	3	6

2015 AFC EAST STANDINGS

TEAM	W	L	HOME	ROAD	PF	PA
New York	1	0	1-0	0-0	31	10
Buffalo	1	0	1-0	0-0	27	14
New England	1	0	1-0	0-0	28	21
Miami	1	0	0-0	1-0	17	10

BILLS 2015 RANKINGS

OFFENSE...			
Category	Total	AFC Rank	NFL Rank
Total Yards/Game	342	6th	13th
Points Per Game	27.0	T-6th	T-11th
Passing Yards/Game	195	9th	26th
Passing Yards/Attempt	19	2nd	2nd
Interceptions	0	T-1st	T-1st
Rushing Yards/Game	147	2nd	4th
Rushing Yards/Play	4.1	7th	13th
Times Sacked	0	T-1st	T-1st
1st Downs/Game	15	T-14th	T-26th
3rd Down Efficiency	38%	10th	20th
4th Down Efficiency	0%	T-11th	T-18th
Time of Possession	30:56	6th	14th
Punt Return Average	6	11th	19th
Kick Return Average	0	14th	24th
Net Punt Average	46.2	3th	5th
Field Goal Percentage	100%	T-1st	T-1st

DEFENSE...			
Category	Total	AFC Rank	NFL Rank
Total Yards/Game	304	7th	10th
Points Per Game	23	T-5th	T-6th
Passing Yards/Game	240	12th	19th
Passing Yards/Attempt	4.7	4th	6th
Interceptions	2	T-1st	T-1st
Rushing Yards/Game	64	2nd	3rd
Rushing Yards/Play	3.8	8th	12th
Sacks	2	6th	T-9th
1st Downs/Game	23	T-13th	T-21st
3rd Down Efficiency	53%	14th	21st
4th Down Efficiency	50%	T-9th	T-17th
Time of Possession	29:04	10th	15th
Punt Return Average	0.5	1st	4th
Kick Return Average	19.3	9th	13th
Net Punt Average	42.8	10th	17th
Field Goal Percentage	0%	5th	6th



LAST GAME: BILLS-COLTS

REGULAR SEASON WEEK 1 – Bills 27, Colts 14 September 13, 2015 – Ralph Wilson Stadium – 70,319

The Buffalo Bills won their first game with new Head Coach Rex Ryan, and new starting quarterback Tyrod Taylor as they defeated the Indianapolis Colts by a score of 27-14. The Bills won their home opener at Ralph Wilson Stadium and move to 1-0 on the season.

The team was led by a phenomenal performance by Taylor as he passed for 195 yards and one touchdown turning in a 123.8 quarterback rating. His play was highlighted by a 51-yard touchdown pass to Percy Harvin to open the scoring as time expired at the end of the first quarter.

On the ground the Bills were just as dominant as the team turned in 147 yards on the ground. Rookie Karlos Williams scored a 26 yard touchdown on his first carry as a Bill to put the team up 17-0 going into the second half. The Bills weren't done on the ground yet as Boobie Dixon jumped over the line to pound home a one yard run to cap off the Bills scoring drive to open the second half and increase their lead to 24-0.

On the other side of the football the Bills were led by starting linebacker Nigel Bradham who would lead the team in tackles, sacks, and quarterback hits. The Bills defense capitalized on turnovers forcing two interceptions and recovering a muffed punt. Ronald Darby got his first interception as a Buffalo Bill and recorded two pass-defenses on the day.

Andrew Luck attempted to lead a second half comeback, but the Bills defense was too much as Aaron Williams picked Luck off in the Colts final drive. Luck finished the day 26-49 with 243 yards, two touchdowns, and two interceptions.

The Colts could not capitalize on the Bills mental mistakes they made as they had 11 penalties in the game for 113 yards.

TEAM	1	2	3	4	Final
COLTS	0	0	8	6	14
BILLS	7	10	7	3	27

TM	QTR.	TIME	SCORING PLAY	DRIVE	SCR
BUF	1	0:00	P. Harvin 51 yd. pass from T. Taylor (D. Carpenter kick)	5-68, 2:39	7-0
BUF	2	7:49	D. Carpenter 41 yd. Field Goal	7-43, 3:22	10-0
BUF	2	0:20	Ka. Williams 26 yd. run (D. Carpenter kick)	5-58, 2:22	17-0
BUF	3	9:34	B. Dixon 1 yd. run (D. Carpenter kick)	11-80, 5:26	24-0
IND	3	0:54	D. Moncrief 2 yd. pass from A. Luck (A. Luck-C. Fleener pass)	18-65, 8:40	24-8
BUF	4	8:14	D. Carpenter 45 yd. Field Goal	4-(-1), 1:30	27-8
IND	4	5:56	D. Allen 6 yd. pass from A. Luck (pass failed)	9-80, 2:18	27-14

	IND	BUF
First Downs	23	15
Rushes-Yards	17-64	36-147
Net Passing Yards	240	195
Total Net Yards	304	342
Passing (A-C-I)	49-26-2	19-14-0
Sacked by Opp.	2-3	0-0
Punts-Average	4-44.3	5-50/4
Fumbles-Lost	2-1	2-0
Penalties	5-49	11-113
Time of Poss.	29:04	30:56

RUSHING

COLTS: F. Gore 8-31; A. Luck 4-20; J. Robinson 4-11; T. Varga 1-2

BILLS: Ka. Williams 6-55, TD; L. McCoy 17-41; T. Taylor 9-41; P. Harvin 1-9; B. Dixon 3-1, TD

PASSING

COLTS: A. Luck 26-49, 243 yards, 2 TD, 2 INT

BILLS: T. Taylor 14-19, 195 yards, TD

RECEIVING

COLTS: T. Hilton 7-88; D. Moncrief 6-46 TD; A. Johnson 4-24; D. Allen 3-17 TD; P. Dorsett 2-45; F. Gore 2-0; T. Varga 1-18; C. Fleener 1-5

BILLS: P. Harvin 5-79, TD; C. Clay 4-43; L. McCoy 3-46; R. Woods 2-27

WHAT TO LOOK FOR ...

Rex Ryan

- Can become the first coach in Bills history to win the first two games of his tenure

..... OFFENSE

Team

- Needs one rushing touchdown to record 700 in team history

WR Percy Harvin

- Needs 13 catches to total 350 for his career
- 119 receiving yards away from reaching 4,000 in his career
- Needs three touchdown receptions to reach 25 for his career

WR Sammy Watkins

- Needs four receiving TDs to become fifth Bills player with 10+ receiving TDs over first two pro seasons.
- Needs 18 receiving yards to reach 1,000 career yards. Would be the third quickest Bill to that milestone (18 games).

WR Robert Woods

- Needs two receiving TDs to become 10th Bills player with 10+ receiving TDs over first three pro seasons.

RB LeSean McCoy

- Needs 167 rushing yards to reach 7,000 in NFL career
- Needs 22 carries to reach 1,500 for his career
- Needs 172 receiving yards to reach 2,500 for his career

.... DEFENSE

Team

- Looking to record 50+ sacks in the third straight season, which would mark the 11th time in NFL history that has been done

DE Mario Williams

- Needs 2.0 sacks to reach 40 as a Bill
- Needs a sack to pass Darryl Talley (38.5) for sixth on the team's all-time sack list

DT Kyle Williams

- Needs 0.5 sacks for 35 in his career

.... SPECIAL TEAMS

P Colton Schmidt

- Needs nine punts to reach 100 in his career

K Dan Carpenter

- Needs 127 points to become seventh Bills player with 400 career points with the franchise.
- Needs 92 points to become 10th player in NFL history with 900+ points in first 8 pro seasons.
- Needs six field goals to become fourth kicker in Bills history with 75+ in career with the franchise.
- Will appear in his 110th career game



QUOTE OF THE WEEK

Bills head coach **Rex Ryan** on the impact the fans had in the win against the Colts:

"I'll tell you where I felt it – we come out and our fans were up the whole time. It was unbelievable, and I was like you can sit down anytime soon but I'm like I forgot this is Buffalo, and it was awesome...and the introductions, they were standing the entire time, it was just incredible. They knew it was gonna be a special day and so did I."

BILLS-PATRIOTS SERIES HIGHS

Rushing Yards

Bills: 250, O.J. Simpson 9/16/73 @ NE
Patriots: 189, LeGarrette Blount 12/29/13 @ NE

Receiving Yards

Bills: 177, Eric Moulds 11/29/98 @NE
Patriots: 217, Wes Welker 9/25/11 @BUF

Passing Yards

Bills: 369, Ryan Fitzpatrick 9/25/11 @ BUF
Patriots: 387, Tom Brady 9/25/11 @BUF

TALE OF THE TAPE - 2015 STATS

Bills	Category	Patriots
1-0	Record	1-0
27	Points Scored	28
14	Points Allowed	21
3	Touchdowns Scored	4
2	Touchdowns Allowed	2
2	Rushing TDs	0
1	Passing TDs	4
0	Return TDs	0
0	Rushing TDs Allowed	1
2	Passing TDs Allowed	1
0	Return TDs Allowed	0
0/0	Sacked/Yards Lost	2/7
2/0	Fumbles/Lost	1/0
0	Had Intercepted	0
2/2	Field Goals Made/Attempted	0/0
342.0	Average Yards Per Game	361.0
304.0	Opp. Average Yards Per Game	464.0
147.0	Average Rushing Yards Per Game	80.0
64.0	Opp. Avg. Rushing Yards Per Game	134.0
195.0	Average Passing Yards Per Game	281.0
240.0	Opp. Avg. Passing Yards Per Game	330.0
+3	Turnover Ratio	+1
30:56	Average Time of Possession	27:55
13th/4th/16th	NFL Rank-Total Offense/Run/Pass	9th/19th/7th
10th/3rd/19th	NFL Rank-Total Defense/Run/Pass	27th/24th/25th
@ Miami	Next Week	vs. Jacksonville

2015 BILLS/PATRIOTS LEADERS

BILLS

Tyrod Taylor – 195 yards

Karlos Williams - 55 yards
LeSean McCoy - 41 yards
Tyrod Taylor- 41 yards
Percy Harvin- 9 yards
Boobie Dixon- 1 yard

Percy Harvin - 79 yards
Charles Clay – 43 yards
LeSean McCoy – 46 yards
Robert Woods – 27 yards

Dan Carpenter - 9
Percy Harvin - 6
Karlos Williams - 6
Tyrod Taylor - 6
Boobie Dixon - 6

PASSING

RUSHING

RECEIVING

POINTS

INTERCEPTIONS

SACKS

TACKLES

PATRIOTS

Tom Brady – 288 yards

Dion Lewis - 69 yards
Julian Edelman – 9 yards
Brandon Bolden – 1 yard
Tom Brady– 1 yard

Julian Edelman – 97 yards
Rob Gronkowski – 94 yards
Dion Lewis– 51 yards
Danny Amendola – 24 yards
Brandon Bolden- 12 yards
Aaron Dobson- 9 yards
Scott Chandler- 1 yard

Tom Brady - 24
Rob Gronkowski - 18
Scott Chandler - 6
Stephen Gotkowski - 4

Duron Harmon – 1

Dont'a Hightower – 1.0
Jabaal Sheard – 1.0
Malcom Brown – 1.0

Dont'a Hightower - 8
Bradley Fletcher - 6
Jamie Collins - 6
Malcom Butler - 5
Devin McCourty - 5
Patrick Chung - 5

BILLS



BILLS - PATRIOTS CONNECTIONS

Notable Connections

Bills = bold italic; Patriots = bold

FORMER BILLS/COLTS

- Bills senior offensive assistant coach **Chris Palmer** served as the New England Patriots WR coach from the 1993-95 seasons, and as the QB coach during the 1996 season.
- Patriots DL **Alan Branch** started 13 games for the Buffalo Bills during the 2013 season compiling a career-high 39 tackles.
- Patriots TE **Scott Chandler** was a Buffalo Bill during the 2010-14 seasons totaling 2,120 yards and 17 TD's.
- Bills QB **Matt Cassel** was with the Patriots from 2005-08 and started 15 games in his tenure.

HOMETOWN CONNECTIONS

- Patriots Tight End coach **Brian Daboll** is from Buffalo, NY.
- New England TE **Rob Gronkowski** is from the Buffalo suburb of Amherst, NY.
- Bills QB **Tyrod Taylor** and Patriots LB **Jerod Mayo** are both from Hampton, VA.

NFL CONNECTIONS

- Patriots CB **Tarell Brown** was teammates with Bills RB **Boobie Dixon** during the 2010-13 seasons while on the San Francisco 49ers.
- Patriots CB **Tarell Brown** was teammates with Bills LB **Manny Lawson** during the 2007-10 seasons.
- Patriots DB **Patrick Chung** was teammates with Bills RB **LeSean McCoy** during the 2013 season while at Philadelphia.
- New England RB **Dion Lewis** was Philadelphia Eagles teammates with Bills RB **LeSean McCoy** during the 2011-12 seasons.
- Bills TE **MarQueis Gray** was on the same 2013 Cleveland Browns roster as Patriots players DL **Jabaal Sheard** and LB **Eric Martin**.
- Patriots offensive line coach **Dave DeGuglielmo** served as the offensive line coach under Bills HC **Rex Ryan** during the 2012 season while on the New York Jet's staff.
- Patriots' offensive line coach **Dave DeGuglielmo** coached Bills OL **Richie Incognito** during the 2010-11 seasons while they were in the Miami Dolphins organization.
- Patriots defensive assistant **Brendan Daly** as well as receivers coach **Chad O'Shea** both coached with Bills defensive line coach **Karl Dunbar** on the Minnesota Vikings 2006-08 coaching staff.
- Bills QB **Matt Cassel** was coached by Patriots TE coach **Brian Daboll** during the 2012 season in Kansas City.
- Patriots TE coach **Brian Daboll** coached Bills TE **Charles Clay** during the 2011 season while they were in the Miami Dolphins organization.

- Bills special teams assistant **Eric Smith** was teammates with New England special teams assistant **Ray Ventrone** during the 2007 season when they both played for the New York Jets.

COLLEGE CONNECTIONS

- Bills TE **Chris Gragg** was college teammates with Patriots TE **Jake Bequette** from the 2008-11 seasons while at Arkansas.
- Buffalo Bills DB **Bacarri Rambo** and Patriots C **David Andrews** were Georgia Bulldogs teammates during the 2012 season.
- Bills DT **Kyle Williams** and Patriots WR **Brandon LaFell** were college teammates while at LSU during the 2005 season.
- Bills DB **Ron Brooks** and Patriots WR **Brandon LaFell** were college teammates while at LSU during the 2007-09 seasons.
- Bills DB **Duke Williams** and Patriots OL **Chris Barker** were college teammates at Nevada during the 2009-12 seasons.
- Patriots DL **Jabaal Sheard** and Bills RB **LeSean McCoy** both attended Pitt during the 2007-08 seasons.
- Bills rookie LB **AJ Tarpley** attended Stanford University with Patriots rookie DB **Jordan Richards** from the 2011-14 seasons
- Bills WR **Marquise Goodwin** was college teammates with Patriots rookie DL **Malcolm Brown** during the 2012 season at Texas.



**BILLS PROJECTED STARTERS****OFFENSE**

WR Percy Harvin - Pulled in five receptions for 79 yards and a touchdown in his Bills debut. Also added nine yards rushing.

LT Cordy Glenn - Has now started in 42 consecutive games at left tackle

LG Richie Incognito - Played in his first game since October 31, 2013 against the Colts.

C Eric Wood - Started in the 80th game of his career

RG John Miller - The rookie made his Buffalo Bills debut against the Colts.

RT Seantrel Henderson - Has started in all 17 games he has appeared in.

TE Charles Clay - Pulled in four catches for 43 yards in his Bills debut.

WR Sammy Watkins - Didn't record any stats in the season opener. Set Bills rookie receiving records last year after recording 65 catches for 982 yards and six touchdowns.

QB Tyrod Taylor - Made his Bills debut and completed 14 of 19 passes for 195 yards and a touchdown. Also added 41 yards on the ground.

RB LeSean McCoy - Rushed for 41 yards on 17 attempts and also added 46 yards on three receptions.

FB Jerome Felton - Led the way blocking for a rushing attack that went for 147 yards on the day.

KEY RESERVES

WR Robert Woods - Recorded two receptions for 27 yards. Has a reception in all 31 games he's played in.

RB Karlos Williams - The rookie rushed for 55 yards and a touchdown on six carries. Scored his touchdown on his first career carry.

RB Boobie Dixon - Had a touchdown and one yard on three carries.

DEFENSE

DE Mario Williams - Started the 131st game of his career on defense.

DT Kyle Williams - Recorded two tackles and one QB hit against the Colts.

DT Marcell Dareus - Did not play in week one due to a suspension.

DE Jerry Hughes - Recorded four tackles against his former team.

LB Preston Brown - Totalled six tackles and one pass defended in the first game of his second season.

LB Nigel Bradham - Led the team with eight tackles, two QB hits and a sack against the Colts.

LB Manny Lawson - Recorded one tackle in the season opener against the Colts.

CB Ronald Darby - The rookie ended up with six tackles, one interception and two passes defended in his NFL debut

CB Stephon Gilmore - Recorded six tackles and a team-high four passes defended.

S Corey Graham - Left Sunday's game with an injury.

S Aaron Williams - Recorded five tackles, one QB hit, one interception and two passes defended in week one.

KEY RESERVES

DT Corbin Bryant - Started in place of the suspended Dareus and recorded a career-high five tackles against the Colts.

DT Stefan Charles - Totalled two tackles against the Colts.

S Bacarri Rambo - Stepped in for the injured Graham and ended up with five tackles on defense and one on special teams.

CB Nickell Robey - Had six tackles, one sack, one QB hit and one pass defended in the first game of his third season with the Bills.



NEW FACES AT ONE BILLS DRIVE

DT Alex Carrington returns to the team after originally being drafted by the Bills in the third round (72nd overall) of the 2010 NFL Draft. Experienced his most successful seasons with the Bills in 2011 and 2012 as he appeared in all 32 games during those two years while recording 35 tackles and three sacks.

TE Charles Clay signed as a free agent on March 19th, 2015. Clay played in 14 games in 2014 with the Miami Dolphins and caught three touchdown passes while accumulating 605 yards on 58 receptions. After originally being drafted by Miami in the sixth round of the 2011 NFL Draft, Clay has racked up 1,852 receiving yards on 165 receptions.

FB Jerome Felton signed with the Bills on March 11th, 2015 after previously playing for the Minnesota Vikings for three seasons. The fullback played in all 16 games last season carrying the ball four times for 27 yards including a 21-yard carry. Over his career, Felton has played in 102 games, carried the ball 46 times and has averaged 3.5 yards per carry.

WR Percy Harvin signed on March 18th, 2015 and the former Florida Gator brings six years of NFL experience to a young Buffalo receiving group. In 2014, Harvin split time between the Seattle Seahawks and the New York Jets and recorded 51 receptions for 483 yards. Over his career, Harvin has totaled 3,881 receiving yards on 337 receptions.

OG Richie Incognito signed with the Bills as a free agent on February 9, 2015 after spending four seasons with the Miami Dolphins, playing and starting 56 games. Entered the NFL as a 3rd round (81st overall) selection of the St. Louis Rams in the 2005 NFL Draft. Has started all 103 games in which he has played during his eight-year career.

RB LeSean McCoy was acquired by the Bills via a trade with the Philadelphia Eagles on March 10th, 2015. McCoy was originally drafted in the second round of the 2009 NFL Draft (53rd overall) by the Philadelphia Eagles. Entering his seventh year in the league, McCoy is a three time Pro Bowler and led the league in rushing touchdowns in 2011 and led the league in rushing in 2013. Ran for 1,319 yards and 5 touchdowns in 2014 with the Eagles.

TE Matthew Mulligan was signed by the Bills on June 18th, 2015. Mulligan has played for the New York Jets, St. Louis Rams, New England Patriots, Chicago Bears, and Tennessee Titans. Has appeared in 70 games starting in 26 of them. Has 16 receptions for 160 yards in his career.

QB Tyrod Taylor signed with the Bills as a free agent on March 12th, 2015. The former Virginia Tech Hokie was drafted in the sixth round of the NFL Draft by the Baltimore Ravens and has spent the last 4 seasons with Baltimore behind Joe Flacco. As a member of the Ravens, Taylor won Super Bowl XLVII over the San Francisco 49ers. Completed 14 of 19 passes for 195 yards and a touchdown in his first career start.

2015 NFL DRAFT SELECTIONS

CB Ronald Darby

- Selected in the second round (50th overall) of the 2015 NFL Draft and was the Bills' first overall pick. Before entering the Draft, Darby played for three years at Florida State where he won numerous individual and team awards including ACC Defensive Rookie of the Year and FWAA Freshman All-American in 2012 along with three straight ACC titles from 2012-2014 and a BCS National Championship in 2014. Totalled one interception and six tackles in his NFL debut.

OG John Miller

- Drafted by the Bills in the third-round (81st overall) of the 2015 NFL Draft. Miller was a three year starter at the University of Louisville at the left guard position. During his final season with the Cardinals, Miller was named second team All-American Athletic Conference and during his freshman year, Miller was one of only five true freshman in the nation to start on the offensive line. In total, Miller started in 25 games while at Louisville. Started in his first career game against the Colts.

RB Karlos Williams

- Selected in the fifth round (155th overall) of the 2015 NFL Draft. Williams played college football at Florida State University where he began as a safety and ended his collegiate career as a running back. In his first two seasons at FSU, Williams played in 26 games as a backup safety and return specialist. During his junior year, he made the switch to running back where he stayed for the remainder of his college career. On the ground, Williams totaled 1,419 rushing yards and 22 touchdowns over his final two seasons. He finished his career as a three time ACC Champion and won the BCS National Championship as a junior in 2014. Picked up 55 yards on six carries and scored a touchdown on his first career touch against the Colts.

LB Tony Steward

- Drafted by the Bills in the sixth round (188th overall) of the 2015 NFL Draft. Steward played four years at Clemson University and after a shortened freshman year due to injury, he still had a powerful impact at the linebacker position. Overall, he appeared in 42 games recording 4.5 sacks, 141 tackles, and 19 special teams tackles while at Clemson.

2015 UNDRAFTED FREE AGENTS

LB AJ Tarpley

- Signed with the Bills out of Stanford University on 5/14/15. Tarpley has appeared in one game, mainly on special teams.

**POSITION-BY-POSITION BREAKDOWN****QUARTERBACKS (3)**

No	Name	Pos	HT	WT	Exp	College
3	EJ Manuel	QB	6'4	237	3	Florida State
5	Tyrod Taylor	QB	6'1	215	5	Virginia Tech
16	Matt Cassel	QB	6'4	228	11	Southern California

Matt Cassel started in three games for the Vikings in 2014 and completed 41 of 71 pass attempts for 425 yards, three touchdowns and four interceptions before a foot injury ended his season...**EJ Manuel** started in four games for the Bills in 2014 and he completed 76 of his 131 pass attempts for 838 yards, five touchdowns and three interceptions...**Tyrod Taylor** started his first career game against the Colts, totalling 195 yards and a touchdown on 14 of 19 passing.

**RUNNING BACKS (5)**

No	Name	Pos	HT	WT	Exp	College
25	LeSean McCoy	RB	5'11	208	7	Pittsburgh
26	Boobie Dixon	RB	6'1	233	6	Mississippi State
35	Bryce Brown	RB	6'0	220	4	Kansas State
40	Karlos Williams	RB	6'1	225	R	Florida State
42	Jerome Felton	FB	6'0	248	8	Furman

Bryce Brown started in two of the seven games he appeared in as a Bill in 2014 and he recorded 126 yards on 36 rushing attempts, as well as 176 yards on 16 receptions...**Boobie Dixon** rushed for one yard and a touchdown on three attempts against the Colts...**Jerome Felton** helped pave the way for a team rushing attack that totalled 147 yards in his Bills debut...**LeSean McCoy** ran for 41 yards on 17 carries and also totalled 46 yards on three receptions...**Karlos Williams** made an immediate impact and scored a touchdown on his first NFL carry. He totalled 55 yards on six carries.



WIDE RECEIVERS (7)

No	Name	Pos	HT	WT	Exp	College
10	Robert Woods	WR	6'0	190	3	Southern California
11	Marcus Thigpen	WR	5'9	200	4	Indiana
14	Sammy Watkins	WR	6'1	211	2	Clemson
15	Chris Hogan	WR	6'1	220	3	Monmouth (N.J.)
18	Percy Harvin	WR	5'11	184	7	Florida
81	Marcus Easley	WR	6'2	217	2	Connecticut
88	Marquise Goodwin	WR	5'9	179	2	Texas

Marcus Easley appeared on special teams in week one...**Marquise Goodwin** appeared in 10 games last season and recorded one catch for 42 yards...**Percy Harvin** started his Bills career off with a bang, recording five catches for 79 yards and a 51-yard touchdown...**Chris Hogan** made multiple plays on special teams on week one and appeared on offense as well...**Marcus Thigpen** served as the return specialist in week one...**Sammy Watkins** didn't record any stats in week one. Set multiple franchise records for rookie receiving, as he pulled in 65 receptions for a team-high 982 yards and six touchdowns...**Robert Woods** pulled in a catch for the 31st consecutive game on the way to two receptions for 27 yards.

TIGHT ENDS (4)

No	Name	Pos	HT	WT	Exp	College
48	MarQueis Gray	TE	6'4	242	3	Minnesota
49	Matthew Mulligan	TE	6'4	267	6	Maine
85	Charles Clay	TE	6'3	255	5	Tulsa
89	Chris Gragg	TE	6'3	244	2	Arkansas

Charles Clay made his Bills debut against the Colts and he totalled four catches for 43 yards...**Chris Gragg** started in five of the 10 games he appeared in during the 2014 season and he caught seven passes for 48 yards and one touchdown...**MarQueis Gray** contributed on offense and on special teams against the Colts...**Matthew Mulligan** made his Bills debut against the Colts and helped pave the way for the team's 147 yards rushing





OFFENSIVE LINE (8)

No	Name	Pos	HT	WT	Exp	College
60	Kraig Urbik	G	6'5	324	7	Wisconsin
61	Gabe Ikard	C	6'4	304	2	Oklahoma
64	Richie Incognito	G	6'3	319	9	Nebraska
66	Seantrel Henderson	T	6'7	331	2	Miami (FL)
70	Eric Wood	C	6'4	310	7	Louisville
71	Cyrus Kouandjio	T	6'7	332	2	Alabama
76	John Miller	G	6'2	312	R	Louisville
77	Cordy Glenn	T	6'6	345	4	Georgia

Cordy Glenn started his 42nd consecutive game at left tackle...**Seantrel Henderson** started against the Colts, after starting all 16 games at right tackle in his rookie season...**Richie Incognito** made his Bills debut against the Colts in his return to game action for the first time since 2013...**Cyrus Kouandjio** appeared on special teams...**John Miller** started the first game of his rookie season...**Kraig Urbik** appeared on special teams against the Colts...**Eric Wood** started at center to in his 80th career game.





DEFENSIVE LINE (8)

No	Name	Pos	HT	WT	Exp	College
55	Jerry Hughes	DE	6'2	254	6	Texas Christian
93	Andre Fluellen	DT	6'2	305	8	Florida State
94	Mario Williams	DE	6'6	292	10	North Carolina State
95	Kyle Williams	DT	6'1	303	10	LSU
96	Stefan Charles	DT	6'3	323	3	Regina
97	Corbin Bryant	DT	6'4	300	3	Northwestern
98	Alex Carrington	DE	6'5	301	6	Arkansas State
99	Marcell Dareus	DT	6'3	331	5	Alabama

Corbin Bryant started and totalled five tackles against the Colts...**Alex Carrington** saw time on both defense and special teams...**Stefan Charles** recorded two tackles against the Colts...**Marcell Dareus** missed week one due to a suspension. Totalled a career high 10 sacks last season...**Andre Fluellen** comes to the Bills from the Detroit Lions, with whom he appeared in eight games in the 2014 season. He recorded 10 tackles and 2.0 sacks...**Jerry Hughes** recorded four tackles in his 2015 debut...**Kyle Williams** totalled two tackles and one QB hit against the Colts...**Mario Williams** didn't record any statistics against the Colts.





LINEBACKERS (6)

No	Name	Pos	HT	WT	Exp	College
50	Tony Steward	LB	6'0	235	R	Clemson
52	Preston Brown	LB	6'1	251	2	Louisville
53	Nigel Bradham	LB	6'2	241	4	Florida State
58	Randell Johnson	LB	6'4	245	2	Florida Atlantic
59	AJ Tarpley	LB	6'2	241	R	Stanford
91	Manny Lawson	LB	6'5	240	10	North Carolina State

Nigel Bradham led the team with eight tackles, a sacks and two QB hits in his 2015 debut...**Preston Brown** totalled six tackles and one pass defended in week one...**Manny Lawson** recorded on one tackle against the Colts...**Tony Steward** joins the Bills as a sixth round draft pick out of Clemson, where he had 73 tackles and 3.5 sacks as a senior...**AJ Tarpley** saw time on special teams.

DEFENSIVE BACKS (9)

No	Name	Pos	HT	WT	Exp	College
20	Corey Graham	CB	6'0	196	9	New Hampshire
23	Aaron Williams	S	6'0	199	5	Texas
24	Stephon Gilmore	CB	6'1	190	4	South Carolina
27	Duke Williams	S	5'11	201	3	Nevada
28	Ronald Darby	CB	5'11	195	R	Florida State
30	Bacarri Rambo	S	6'0	211	3	Georgia
33	Ron Brooks	CB	5'10	190	4	LSU
37	Nickell Robey	CB	5'8	165	2	Southern California
39	Mario Butler	CB	6'1	187	2	Georgia Tech

Ron Brooks recorded one special teams tackle in week one...**Ronald Darby** had a big debut for the Bills, as the rookie totalled six tackles and one interception in week one...**Stephon Gilmore** had six tackles and four passes defended, which leads the league...**Corey Graham** started in nine games last year, while appearing in all 16. He recorded 77 tackles, two interceptions and 16 passes defended...**Bacarri Rambo** totalled five tackles in week one...**Nickell Robey** had six tackles, one sack, one QB hit and one sack against the Colts...**Aaron Williams** had a big game against the Colts, picking up five tackles, one QB hit, one interception and two passes defended...**Duke Williams** appeared on special teams against the Colts.

SPECIALISTS (4)

No	Name	Pos	HT	WT	Exp	College
2	Dan Carpenter	K	6'2	228	8	Montana
4	Jordan Gay	K	6'1	200	2	Centre College
6	Colton Schmidt	P	5'11	224	2	California-Davis
65	Garrison Sanborn	LS	6'1	240	7	Florida State

Dan Carpenter continued his steady play as he converted both of his field goal attempts and three PAT's...**Jordan Gay** handled the kickoff duties for the Bills and had two result in touchbacks...**Garrison Sanborn** handled the team's long snapping duties...**Colton Schmidt** totalled five punts for 252 yards and a career high 50.4 average against the Colts.



2015 OFFENSIVE NOTES

TOP FIVE RUSHING OFFENSE

The Bills are fifth in the NFL in rushing yards per game, totaling 147 yards so far this season:

NFL RUSHING OFFENSE- 2015		
RK.	TEAM	YARDS PER GAME
1.	San Francisco	230.0
2.	Chicago	189.0
3.	Washington	161.0
4.	NY Jets	154.0
5.	Buffalo	147.0

PRODUCING FROM OUTSIDE THE RED ZONE

The Buffalo offense showed a great ability to put points on the board, even when they aren't in the red zone. The Bills currently lead the NFL with 20 points from outside of the red zone:

SCORING OUTSIDE THE RED ZONE - 2015				
RK.	TEAM	TD	FG	PTS
1.	Buffalo	2	2	20
2.	Atlanta	1	3	16
3.	Detroit	2	0	14
4.	Chicago	1	2	13
5t.	Arizona	1	1	10
5t.	Kansas City	1	1	10

PROTECTING THE QUARTERBACK

The Bills were one of seven teams in week one to not allow any sacks. The Bills only allowed zero sacks in one game last season.

BIG PLAY OFFENSE

The Bills are currently tied for third in the NFL with six big plays (rushes or passes of over 20 yards) after week one:

BIG PLAY LEADERS - 2015		
RK.	TEAM	BIG PLAYS
1.	St. Louis	8
2.	San Diego	7
3t.	Atlanta	6
3t.	Buffalo	6
3t.	Chicago	6

2015 DEFENSIVE NOTES

TOP FIVE RUSHING DEFENSE

The Bills got the season off to the right start on the defensive side of the ball, currently ranking fourth in the NFL by only allowing 64 rushing yards:

NFL RUSHING DEFENSE - 2015		
RK.	TEAM	YARDS PER GAME
1.	Arizona	54.0
2t.	Atlanta	63.0
2t.	Cincinnati	63.0
4.	Buffalo	64.0
5.	Baltimore	69.0

NOTHING EASY

The Bills gpassing defense picked up where it left off last year and was very active against the Colts. Buffalo currently leads the league with 12 passes defended:

NFL PASSES DEFENSED - 2015		
RK.	TEAM	PASSES DEFENSED
1.	Buffalo	12
2t.	New Orleans	8
2t.	Philadelphia	8
4t.	Denver	7
4t.	Kansas City	7

2015 SPECIAL TEAM NOTES

OWNING FIELD POSITION

All three phases of the ball came together to dominate the field position game against the Colts:

NFL STARTING FIELD POSITION- 2015		
RK.	TEAM	AVG STARTING POSITION
1.	NY Jets	44.6
2.	Kansas City	40.0
3.	Tennessee	35.7
4.	Buffalo	35.4
5.	Carolina	34.4

NFL OPP. STARTING FIELD POSITION- 2015		
RK.	TEAM	AVG STARTING POSITION
1.	Buffalo	18.6
2.	Kansas City	19.1
3.	NY Giants	20.3
4.	Pittsburgh	21.6
5.	Arizona	21.7



2015: BY THE NUMBERS

0

The Bills allowed zero sacks in week one, a feat that they only accomplished once last season.

1ST

Rookie RB Karlos Williams took his first carry 26 yards for a touchdown.

1ST

Rex Ryan became the first head coach in Bills history to win his first game with the team on Kickoff Weekend.

1ST

RB Karlos Williams is the first Bills rookie to produce a rushing touchdown on Kickoff Weekend since Marshawn Lynch on September 9, 2007 vs. Denver.

2ND

WR Percy Harvin joined Pro Football Hall of Famer Ollie Matson as the second player in NFL history with at least four career 50-yard touchdown catches and three 100-yard kickoff-return touchdowns.

4TH

With G John Miller and CB Ronald Darby both starting, it marked the fourth consecutive season that a rookie started on both side of the ball.

5TH

CB Ronald Darby became the fifth Bill to record an interception in the season opener of his rookie year.

31

WR Robert Woods extended his streak of consecutive games with a catch to 31, which is the longest to begin a career in franchise history.

50.4

P Colton Schmidt averaged a career-high 50.4 yards per punt in week one against the Colts.

51

QB Tyrod Taylor's 51 yard touchdown pass to Percy Harvin is the Bills' longest touchdown pass on Kickoff Weekend since Jim Kelly's 60-yard touchdown pass vs. the New York Giants on September 1, 1996.

80

C Eric Wood played in the 80th game of his career, all of which have been starts

400

The Bills won the 400th game in franchise history in week one against the Colts.

800

K Dan Carpenter eclipsed the 800 career point mark in the game against the Colts.





TAYLOR GETS FIRST CAREER START

QB Tyrod Taylor started his first career game in week one against the Colts and turned in a steady performance. In total he completed 14 of his 19 pass attempts for 195 yards and one touchdown. His QB rating of 123.8 currently ranks fourth in the NFL:

NFL QUARTERBACK RATING - 2015

RK.	PLAYER, TEAM	QB RATING
1.	Marcus Mariota, TEN	158.3
2.	Tom Brady, NE	143.8
3.	Aaron Rodgers, GB	140.5
4.	Tyrod Taylor, BUF	123.8
5.	Carson Palmer, ARI	122.8

Taylor has also been very effective despite his limited amount of attempts. His yards per attempt is 10.26 per game, which ranks third in the NFL:

NFL YARDS PER ATTEMPT - 2015

RK.	PLAYER, TEAM	YARDS/ATT
1.	Marcus Mariota, TEN	13.06
2.	Nick Foles, STL	11.00
3.	Tyrod Taylor, BUF	10.26
4.	Philip Rivers, SD	9.62
5.	Carson Palmer, ARI	9.59

Taylor's showed his accuracy off in week one, by completing 73.7% of his passes, which ranks eighth in the NFL:

NFL COMPLETION PERCENTAGE - 2015

RK.	PLAYER, TEAM	COMP PCT
1.	Philip Rivers, SD	83.3
2.	Marcus Mariota, TEN	81.3
3.	Tony Romo, DAL	80.0
4.	Aaron Rodgers, GB	78.3
5.	Tom Brady, NE	78.1
6.	Russell Wilson, SEA	78.0
7.	Matt McGloin, OAK	74.2
8.	Tyrod Taylor, BUF	73.7

Taylor also flashed his elite athletic ability by rushing for 41 yards, which is tied for the most rushing yards by a quarterback:

NFL QB RUSHING - 2015

RK.	PLAYER, TEAM	YARDS
1.	Colin Kaepernick, SF	41
1t.	Tyrod Taylor, BUF	41
3t.	Johnny Manziel, CLE	35
3t.	Cam Newton, CAR	35
3t.	Aaron Rodgers, GB	35

THE REAL MCCOY

RB LeSean McCoy made his Bills debut in week one and he totalled 41 rushing yards and 46 yards receiving.

Since the beginning of the 2010 NFL season, McCoy ranks first in total rushing yards, first in runs that resulted in a first down and fourth in rushing touchdowns.

NFL RUSHING LEADERS - SINCE WEEK ONE, 2010

RK.	PLAYER, CURRENT TEAM	YARDS
1.	LeSean McCoy, BUF	6,196
2.	Marshawn Lynch, SEA	6,167
3.	Arian Foster, HOU	6,052
4.	Adrian Peterson, MIN	5,737
5.	Matt Forte, CHI	5,678

NFL RUSHING LEADERS - SINCE WEEK ONE, 2010

RK.	PLAYER, CURRENT TEAM	1ST DOWNS
1.	LeSean McCoy, BUF	325
2.	Marshawn Lynch, SEA	309
3.	Arian Foster, HOU	308
4.	Frank Gore, SF	272
5.	Matt Forte, CHI	271

NFL RUSHING LEADERS - SINCE WEEK ONE, 2010

RK.	PLAYER, CURRENT TEAM	TD
1.	Marshawn Lynch, SEA	54
2.	Arian Foster, HOU	50
3.	Adrian Peterson, MIN	46
4.	LeSean McCoy, BUF	40
5.	BenJarvus Green-Ellis, CIN	37

McCoy also is one of the top players in the NFL since 2010 when it comes to all-purpose yards. He ranks second in the NFL in all-purpose yards and first in the NFL in total first downs.

MOST ALL-PURPOSE YARDS - NFL SINCE 2010

RK.	PLAYER, CURRENT TEAM	TOTAL	RUSH	REC.
1.	Matt Forte, CHI	8,482	5,678	2,804
2.	LeSean McCoy, BUF	8,216	6,196	2,020
3.	Arian Foster, HOU	8,000	6,051	1,948
4.	Marshawn Lynch, SEA	7,434	6,167	1,267
5.	Calvin Johnson, DET	7,416	43	7,373

NFL ALL-PURPOSE LEADERS - SINCE WEEK ONE, 2010

RK.	PLAYER, CURRENT TEAM	1ST DOWNS
1.	LeSean McCoy, BUF	423
2.	Arian Foster, HOU	392
3.	Matt Forte, CHI	370
4.	Calvin Johnson, DET	356
5.	Marshawn Lynch, SEA	355



SAMMY LOOKS TO CONTINUE SUCCESS

WR Sammy Watkins didn't record any statistics in week one of the 2015 season.

Watkins lived up to the billing in his rookie season as he recorded 65 catches for 982 yards and six touchdowns. His 65 receptions and 982 receiving yards are both the most ever by a Bill in his rookie season.

In 2014, Watkins became the first Bills rookie to catch a pass in all 16 regular season games.

In week two, Watkins' eight receptions and 117 yards were both the highest ever recorded by a Bills rookie WR in their home debut.



MAKING HIS CATCHES COUNT

In 2014, Watkins turned 47 of his 65 receptions in to first downs. Among all AFC WR's with at least 65 receptions, Watkins had the third highest first down percentage at 72.3%:

FIRST DOWN PERCENTAGE - AFC WR			
RK.	PLAYER, TEAM	CATCHES-1ST	PCT.
1.	T.Y. Hilton, IND	82-63	76.8
2.	DeAndre Hopkins, HOU	76-57	75.0
3.	Sammy Watkins, BUF	65-47	72.3
4.	Mike Wallace, MIA	67-47	70.1
5.	Emmanuel Sanders, DEN	101-69	68.3

THE 3RD DOWN TARGET

Watkins proved to be an asset on third down, as he finished fourth in the NFL amongst WR with at least 15 catches on third down, averaging 18.5 yards per catch in that situation:

NFL THIRD-DOWN RECEIVING LEADERS - 2014			
RK.	PLAYER, TEAM	Rec-Yds	AVG.
1.	Jarius Wright, MIN	17-332	19.5
2.	John Brown, ARI	16-304	19.0
3.	Malcom Floyd, SD	15-279	18.6
4.	Sammy Watkins, BUF	18-333	18.5
5.	Steve Smith Sr., BAL	23-420	18.3

IN THE TOP 10 OF THE AFC

Watkins finished eighth in the AFC amongst wide receivers with 982 receiving yards on the season:

AFC RECEIVING LEADERS - 2014			
RK.	PLAYER, TEAM	Rec-Yds	TDs
6.	Steve Smith Sr., BAL	79-1,065	6
7.	A.J. Green, CIN	69-1,041	6
8.	Sammy Watkins, BUF	65-982	6
9.	Julian Edelman, NE	92-972	4
10.	Eric Decker, NYJ	74-962	5

WATKINS AMONG ROOKIES IN 2014

While Watkins rookie year ranks first amongst all Bills rookie WRs, he also compared favorably to his fellow rookie WRs across the NFL. Watkins' 65 receptions was sixth amongst all rookie WRs, his 982 yards was fourth and his six touchdowns was tied for sixth:

NFL ROOKIE WR STATS - 2014			
RK.	PLAYER, TEAM	Rec-Yds	TDs
1.	Odell Beckham, NYG	91-1,305	12
2.	Mike Evans, TB	68-1,051	12
3.	Kelvin Benjamin, CAR	73-1,008	9
4.	Sammy Watkins, BUF	65-982	6
5.	Jordan Matthews, PHI	67-872	8

Watkins also was fourth among all rookies in first downs on the season with his 47:

MOST FIRST DOWNS - 2014 ROOKIES		
RK.	PLAYER, TEAM	FIRST DOWNS
1.	Jeremy Hill, CIN	68
2.	Odell Beckham, NYG	57
3.	Kelvin Benjamin, CAR	50
4.	Sammy Watkins, BUF	47

OVERALL YARDAGE

Watkins finished ranked fifth amongst rookies with his 990 yards from scrimmage:

SCRRIMMAGE YARDS LEADERS - 2014 ROOKIES				
RK.	PLAYER, TEAM	TOTAL	RUSH	REC.
1.	Odell Beckham, NYG	1,340	35	1,305
2.	Jeremy Hill, CIN	1,339	1,124	215
3.	Mike Evans, TB	1,051	0	1,051
4.	Kelvin Benjamin, CAR	1,008	0	1,008
5.	Sammy Watkins, BUF	990	8	982

MEDIA WEBSITE

Please visit the Buffalo Bills media website for all up-to-date information regarding the team at: www.buffalobills.com/media

The Buffalo Bills media website regularly posts the following information:

- 2014 Updated Media Guide, Record Book & Player Bios
- Game Credential Request forms
- Coach/Player/Personnel Interview Audio
- Coach/Player/Personnel Transcripts
- Coach/Player/Personnel Clips
- Latest Press Releases
- Up-to-date practice schedules
- Media Availability Sessions
- Full Record Book
- Transactions
- Media Relations Department Contact Information



WOODS RISES UP

WR Robert Woods totaled two receptions for 27 yards in his 2015 debut, extending his reception streak to 31 games.

Woods pulled in 65 catches for 699 yards and five touchdowns in his second season in the NFL. All of those totals are new career highs for the USC product.

He set career highs in receptions (9) and yards (118), while hauling in a touchdown against the Jets in Week 12. It was his first 100-yard receiving performance. Woods now has a reception in all 30 career games he has played, which is the longest current streak by a Bill.

His 65 catches ranked third among all second-year WR:



NFL SECOND YEAR WR STATS - 2014			
RK.	PLAYER, TEAM	Rec-Yds	TDs
1.	Keenan Allen, SD	77-783	4
2.	DeAndre Hopkins, HOU	76-1,210	6
3.	Robert Woods, BUF	65-699	5
4.	Kenny Stills, NO	63-931	3

Combined with his 40 receptions in his rookie season, Woods tied for the most receptions in a Bills first two seasons in the NFL:

MOST RECEPTIONS IN FIRST TWO SEASONS - BILLS				
RK.	PLAYER, YEARS	1ST REC	2ND REC	TOTAL
1t.	Jerry Butler, 79-80	48	57	105
1t.	Robert Woods, 13-14	40	65	105
3.	Andre Reed, 85-86	48	53	101
4.	Josh Reed, 02-03	37	58	95
5.	Lee Evans, 04-05	46	48	94

PRONOUNCIATION GUIDE

Bradham , Nigel	brad-UM
Cassel , Matt	KAS-uhl
Charles, Stefan	STEH-fahn
Dareus , Marcell	DAR-e-us (like 'jar')
Fluellen , Andre	FLEW-el-in
Gilmore, Stephon	steph-AHN
Gray, MarQueis	mar-KWEESE
Henderson, Seantrel	SHAWN-trell
Kouandjio , Cyrus	KWAN-jo
Rambo, Bacarri	buh-CAR-ee
Robey, Nickell	Nick-ELL
Urbik , Kraig	ER-bick

2015 ROSTER FACTS

Oldest Bills Player: QB Matt Cassel, 32, Born 5/17/1982

Youngest Bills Player: DB Ronald Darby, 21, Born 1/2/1994

Heaviest Bills Player: OL Cordy Glenn, 345 lbs.

Lightest Bills Player: DB Nickell Robey, 165 lbs.

Tallest Bills Player: T Seantrel Henderson and T Cyrus Kouandjio, 6-7

Shortest Bills Player: DB Nickell Robey, 5-8

Coaches who played in the NFL: 7 – Dennis Thurman (Defensive Coordinator), Karl Dunbar (DL Coach), Michael Hamlin (Special Teams Quality Control), Anthony Lynn (Asst Head Coach/Running Backs), Tim McDonald (Defensive Backs), Eric Smith (Special Teams Assistant), Pat Meyer (Football operations consultant)

Most Seasons with the Bills: DT Kyle Williams, 10th season

Most NFL seasons: QB Matt Cassel, 11th season

Closest to Home: CB Corey Graham - Buffalo, NY (0 Miles)

Furthest from Home: FB Jerome Felton – Duren, Germany – 3,846 miles

State producing the most Bills: Florida, 10 - LB Nigel Bradham, CB Mario Butler, LB Randall Johnson, G John Miller, TE Nick O'Leary, CB Nickell Robey, LS Garrison Sanborn, LB Tony Steward, WR Sammy Watkins, RB Karlos Williams

College with the most Bills: Florida State, 6 – LB Nigel Bradham, DB Ronald Darby, DT Andre Fluellen, QB EJ Manuel, LS Garrison Sanborn, RB Karlos Williams

Bills from NCAA Division II or III colleges: 2 – DT Stefan Charles (Regina) and K Jordan Gay (Centre)

Former 1st round picks: 10 – DT Marcell Dareus (2011 - Bills), CB Stephon Gilmore (2012 - Bills), WR Percy Harvin (2009 – Vikings), DE Jerry Hughes (2010 – Colts), DE Manny Lawson (2006 – Bengals), QB EJ Manuel (2013 - Bills), CB Leodis McKelvin (2008 - Bills), WR Sammy Watkins (2014 - Bills), DE Mario Williams (2006 – Texans) and C Eric Wood (2009 – Bills)

Pro Bowlers: 10 – K Dan Carpenter (2009 w/ Dolphins), QB Matt Cassel (2010 w/ Chiefs), DT Marcell Dareus (2013, 2014 w/ Bills), FB Jerome Felton (2012 w/ Vikings), CB Corey Graham (2011 w/ Bears), WR Percy Harvin (2009 w/ Vikings), G Richie Incognito (2012 w/ Dolphins), RB LeSean McCoy (2011, 2013, 2014 w/ Eagles), DT Kyle Williams (2010, 2012, 13, 14 w/Bills) and DE Mario Williams (2008, 2009 w/ Texans; 2013, 2014 w/ Bills)

Bills with playoff experience: 11 - RB Bryce Brown, K Dan Carpenter, QB Matt Cassel, RB Boobie Dixon, FB Jerome Felton, CB Corey Graham, WR Percy Harvin, DE Jerry Hughes, DE Manny Lawson, RB LeSean McCoy and QB Tyrod Taylor




SUPER MARIO

DE Mario Williams didn't record any statistics in week one, but will look to continue his dominating play as a Buffalo Bill after recording a career-high 14.5 sacks and 42 tackles in 2014 and being selected to his fourth career Pro Bowl.

Williams joined Bruce Smith as the only Bills players with at least two seasons of 13 sacks or more. Williams has recorded 91.0 sacks in his career, which places him in 40th place on the NFL all-time sack chart (since 1982).

Amongst all players in the NFL, Williams finished tied for fourth with his 14.5 sacks:



NFL SACK LEADERS - 2014 SEASON

RK.	PLAYER/TEAM	SACKS
1.	Justin Houston, KC	22.0
2.	J.J. Watt, HOU	20.5
3.	Elvis Dumervil, BAL	17.0
4.	Connor Barwin, PHI	14.5
4t.	Mario Williams, BUF	14.5

Williams combined with DE Jerry Hughes and DT Marcell Dareus to become the first NFL team to have three players (Mario Williams, Jerry Hughes, Kyle Williams in 2013; Mario Williams, Marcell Dareus, Jerry Hughes in 2014) to produce at least 10 sacks in consecutive seasons since the 1996-97 San Francisco 49ers (Roy Barker, Bryant Young, Chris Doleman in 1996; Dana Stubblefield, Chris Doleman, Kevin Greene in 1997).

WILLIAMS IN TOP SACK TOTALS SINCE 2006

Since entering the NFL as the first overall draft choice in 2006 by Houston, Williams' 91.0 sacks are third most in the NFL:

NFL SACK LEADERS - 2006-CURRENT

RK.	PLAYER/TEAM	POS	GAMES	SACKS
1.	DeMarcus Ware, DAL-DEN	DE	142	120.0
2.	Jared Allen, KC-MIN-CHI	DE	142	114.0
3.	Mario Williams, HOU-BUF	DE	131	91.0
4.	Elvis Dumervil, DEN-BAL	LB	122	90.0
5.	Julius Peppers, CAR-CHI-GB	LB	143	86.5

GETTING TO THE QB ON 3RD DOWN

Since joining Buffalo in 2012, 19.5 of his 38.0 sacks have occurred on third-down situations - that is second in the league for sacks on third-down plays over the last three seasons:

NFL 3RD DOWN SACK LEADERS - 2012-CURRENT

RK.	PLAYER/TEAM	POS	SACKS
1.	Cameron Wake, MIA	DE	21.0
2.	Mario Williams, BUF	DE	19.5
3t.	Robert Quinn, STL	DE	17.5
3t.	J.J. Watt, HOU	DE	17.5
3t.	Justin Houston, KC	LB	17.5

KYLE A MODEL OF CONSISTENCY

DT Kyle Williams got his 2015 season off to a good start by recording two tackles and one QB hit.

He will look to continue his outstanding play from the 2014 season and was voted in to his fourth career Pro Bowl. For the season, Williams had 42 tackles, 5.5 sacks, 15 QB hits and eight tackles for a loss.

WILLIAMS IN TOP THREE SINCE ENTERING THE NFL

Since entering the NFL in 2006, Williams has recorded 456 total tackles (297 solo) to rank second among NFL defensive tackles over the last nine years:

NFL DEFENSIVE TACKLE LEADERS - 2006-CURRENT

RK.	PLAYER/TEAM	TACKLES	SOLO	ASST
1.	Justin Smith, CIN-SF	572	398	174
2.	Kyle Williams, BUF	457	296	161
3.	Haloti Ngata, BAL	449	286	163

PRESTON LEADING THE WAY

LB Preston Brown started off the season with six tackles and one pass defended.

Last season, he quickly found his role in the defense and led the team in tackles with 108 total as a rookie. Brown also finished second in the NFL amongst his fellow rookies:

NFL ROOKIE TACKLE LEADERS - 2014 REGULAR SEASON

RK.	PLAYER/TEAM	TACKLES	SOLO	ASST
1.	C.J. Mosley, BAL	133	89	44
2.	Preston Brown, BUF	108	66	42
3.	Chris Borland, SF	107	84	23
4.	Telvin Smith, JAC	104	72	32
5.	Ha Ha Clinton-Dix, GB	94	66	28

@BuffaloBillsPR

Be sure to follow @BuffaloBillsPR on Twitter to stay up to date with interesting in-game notes, injury reports, post-game notes and quotes of interest.





DAREUS IS DOMINANT IN 2014

DT Marcell Dareus was not active for week one of the 2015 season due to a suspension.

Dareus reached a whole new level of play last season as he dominated the opposition on the way to his second straight Pro Bowl. Against the Chiefs in Week 10, Dareus tied a career-high with 3.0 sacks and he finished the season with a career-high 10.0 sacks, 48 tackles, 12 tackles for a loss, 13 QB hits and one forced fumble on the season.

For the year, Dareus ranked first in the NFL among DT and tied for 15th among all positions with his 10.0 sacks:

NFL DT SACK LEADERS - 2014

RK.	PLAYER/TEAM	SACKS
1.	Marcell Dareus, BUF	10.0
2.	Aaron Donald, STL	9.0
3t.	Gerald McCoy, TB	8.5
3t.	Sen'Derrick Marks, JAX	8.5
3t.	Ndamukong Suh, DET	8.5

DAREUS AMONG DT POSITION LEADERS SINCE 2011

Since entering the NFL as the team's first-round (third overall) draft choice in 2011, Dareus has registered 28.5 sacks and 140 solo tackles - the second most sacks and third most solo tackles among NFL defensive tackles:

NFL DEFENSIVE TACKLE SACK LEADERS -SINCE 2011

RK.	PLAYER/TEAM	POS	SACKS
1.	Geno Atkins, CIN	DT	30.0
2.	Marcell Dareus, BUF	DT	28.5
3.	Ndamukong Suh, DET	DT	26.0
4.	Gerald McCoy, TB	DT	25.0
5.	Justin Smith, SF	DT	22.0

NFL DEFENSIVE TACKLE SOLO TACKLE LEADERS - SINCE 2011

RK.	PLAYER/TEAM	POS	SOLO TACKLES
1.	Jurrell Casey, TEN	DT	160
2.	Justin Smith, SF	DT	152
3.	Marcell Dareus, BUF	DT	140



HUGHES BREAKS OUT

DE Jerry Hughes recorded four tackles against the Colts in week one of the 2015 season.

Hughes will look to continue his strong play from 2014 when piling up 54 tackles, 10.5 sacks, 18 QB hits, 13 tackles for a loss, three forced fumbles and a fumble recovery. Hughes made his biggest plays of the season in the Bills win against the Browns. He recorded three tackles and one QB hit and provided the game-changing play when he forced Terrance West to fumble, recovered the fumble and returned it for his first career touchdown.

Since the start of the 2013 season, Hughes ranks fourth amongst all AFC defensive ends in sacks:

AFC DE SACK LEADERS - SINCE 2013

RK.	PLAYER/TEAM	SACKS
1.	J.J. Watt, HOU	33.0
2.	Mario Williams, BUF	27.5
3t.	Cameron Wake, MIA	20.0
3t.	Jerry Hughes, BUF	20.0
5.	Olivier Vernon, MIA	18.0

With 20.0 sacks in his first two seasons with the team, Hughes became the fourth Bill to ever record 20+ sacks in his first two years.

WILLIAMS LEADING THE SECONDARY

S Aaron Williams totalled five tackles, one QB hit, one interception and two passes defended as he got his 2015 campaign off to a great start.

Williams put together a very good season with 76 tackles, an interception and five passes defended in 2014. He led the team in tackles against Green Bay, coming down from his safety position to rack up nine tackles. Against the Raiders, Williams recorded six tackles as he protected the second level of the defense. Williams set a new career-high with 14 total tackles in the Bills loss to the Chargers. Williams recorded 10 tackles in the Bills two victories to start off the 2014 season.





GILMORE ON THE CORNER

CB Stephon Gilmore got his 2015 season off to a fantastic start by turning in a dominating performance against the Colts. He tallied six tackles and four passes defended on the day.

Gilmore's four passes defended currently leads the NFL:

NFL PASSES DEFENSED: 2015 SEASON

RK.	PLAYER/TEAM	POS	PD
1.	Stephon Gilmore, BUF	CB	4
2t.	Tyrann Mathieu, ARI	S	3
2t.	Marcus Peters, KC	CB	3
2t.	Marcus Williams, NYJ	CB	3

He'll look to continue his solid play from last season when he had a career-high three interceptions to go along with 46 tackles, three tackles for a loss, a forced fumble and six passes defended. Gilmore recorded three tackles and two pass breakups in Week 15, helping hold Packers QB Aaron Rodgers to his worst career QB rating of 34.3.

Gilmore is also known for his physical style of play which has helped lead him to force four fumbles so far in his career, which ranks him tied for second most amongst all AFC cornerbacks since he entered the league:

AFC FORCED FUMBLES: 2012-15 SEASONS

RK.	PLAYER/TEAM	POS	FF
1.	Kyle Arrington, BAL	CB	5
2t.	Darius Butler, IND	CB	4
2t.	Stephon Gilmore, BUF	CB	4
2t.	Jason McCourty, TEN	CB	4



GRAHAM THE VETERAN LEADER

Buffalo native CB Corey Graham appeared in the game against the Colts, but left with an early injury.

Graham will look to continue his success from 2014 when he was a consistent contributor no matter where he lined up in the secondary. For the season, Graham had 77 tackles, two interceptions, a career-high 16 passes defended and one fumble recovery.

Graham ranked seventh in the AFC with 16 passes defended:

AFC PASSES DEFENSED: 2014 SEASON

RK.	PLAYER/TEAM	POS	PD
1.	Joe Haden, CLE	CB	20
2.	Vontae Davis, IND	CB	19
3t.	Chris Harris Jr.s, DEN	CB	18
3t.	Buster Skrine, CLE	CB	18
3t.	Sean Smith, KC	CB	18
6.	Aqib Talib, DEN	CB	17
7.	Corey Graham, BUF	CB	16

BEAST MODE BRADHAM

LB Nigel Bradham got his 2015 season off to a great start by totalling eight tackles, one sack, one tackle for a loss and two QB hits which all led the league.

Bradham broke out last season when he started in all 14 games he played in and he recorded 100 tackles, 2.5 sacks, one interception, seven passes defended, seven quarterback hits and six tackles for a loss. It was his first career season with 100 tackles.



Bradham recorded the first sack and the first interception of his NFL career in the Bills Week Four loss to Houston.

Bradham was the first Bill with a sack and an interception in one game since Jairus Byrd had 1.0 sack and two interceptions against the Jets on 11/17/13. Bradham is the first linebacker with the interception-sack combo since Kiko Alonso did it against Carolina on 9/15/13.

Bradham has shown his ability to play the run and pass this season, ranking tied for fourth among AFC linebackers in pass breakups:

AFC LINEBACKER PASSES DEFENSED: 2014

RK.	PLAYER/TEAM	POS	PD
1.	Brandon Marshall, DEN	LB	9
2t.	Daryl Smith, BAL	LB	8
2t.	C.J. Mosley, BAL	LB	8
4t.	Nigel Bradham, BUF	LB	7




CARPENTER PASSES 800

K Dan Carpenter continued his steady play to begin the 2015 season by converting both of his field goal attempts and all three of his PAT's against the Colts. With his first extra point in week one, Carpenter officially recorded over 800 career points.

He'll look to continue the success he had in a record-breaking season in 2014 as he made a franchise record 34 field goals. For the season he went 34-38 and made 31 of his 32 PAT's to record 133 points on the year, the third highest point total in a season in Bills history.

Carpenter converted all four of his field goal attempts and one extra point despite windy conditions in the team's win vs. Green Bay. He kicked the game-winning 58-yard field goal to lead the Bills to the 17-14 victory against the Lions. It was the second-longest FG in team history. Against Miami in Week Two, Carpenter tied a career-high with five field goals and set a career-high with 17 points. Against Chicago, Carpenter was named the Special Teams Player of the Week for hitting all three of his field goal attempts and both extra points. Carpenter nailed the game-winning 27-yard field goal in OT and also hit a 50-yard field goal earlier in the game. Carpenter had 13 points in Week Eight against the Jets in his 100th career game.

Carpenter finished sixth in the NFL with his 133 points after going 34/38 on field goals and converting 31/32 of his PATs this season. His 34 field goals was second in the NFL:



NFL KICKING LEADERS - 2014 SEASON

RK.	PLAYER, TEAM	FGM-FGA	POINTS
1.	Stephen Gostkowski, NE	35-37	156
2.	Cody Parkey, PHI	32-36	150
3.	Adam Vinatieri, IND	30-31	140
4t.	Mason Crosby, GB	27-33	134
4t.	Steven Hauschka, SEA	31-37	134
5.	Dan Carpenter, BUF	34-38	133

MOST EFFICIENT IN BILLS HISTORY

Carpenter has converted 90.79 percent of his field goal attempts with the Bills - the best in team history:

FIELD GOAL PERCENTAGE MARK - BILLS HISTORY

RK.	PLAYER, YEARS	FGM-FGA	FG %
1.	Dan Carpenter, 2013-15	69-76	90.79
2.	Rian Lindell, 2003-12	225-270	83.33
3.	Steve Christie, 1992-2000	234-299	78.26

NEW TEAM RECORD

Carpenter set a new team record with 34 made field goals in 2014, after matching former Bills K Stevie Christie's team record of 33 field goals made in a single season set in 1998:

FIELD GOALS MADE - BILLS HISTORY SINGLE SEASON

RK.	PLAYER, YEAR	FIELD GOALS MADE
1.	Dan Carpenter, 2014	34
2t.	Dan Carpenter, 2013	33
2t.	Steve Christie, 1998	33
4.	Scott Norwood, 1988	32

MORE CARPENTER

SECOND-MOST FIELD GOALS MADE SINCE 2008

Since entering the NFL in 2008, Carpenter has converted 196-of-231 field goals along with 220-of-222 point after tries in 108 games.

His 194 field goals made are the second most in the NFL since 2008:

FIELD GOALS MADE - 2008-CURRENT

RK.	PLAYER, TEAM	FIELD GOALS MADE
1.	Stephen Gostkowski, NE	202
2.	Dan Carpenter, MIA-BUF	196
3.	David Akers, PHI-SF-DET	189
4.	Sebastian Janikowski, OAK	185
5.	Matt Bryant, ATL	184

SCHMIDT PINS THEM DEEP

P Colton Schmidt had one of the best days of his career in week one against the Colts, averaging a career high 50.4 yards per punt, which is currently the fifth highest average in the NFL:

NFL PUNTING LEADERS - 2015

RK.	PLAYER, TEAM	PUNT AVG
1.	Matt Bosher, ATL	57.8
2.	Matt Darr, MIA	54.3
3.	Britton Colquitt, DEN	51.8
4.	Sam Koch, BAL	51.7
5.	Colton Schmidt, BUF	50.4


He got his Bills career off to a solid start in 2014. 31 of his 86 punts pinned the opposing team inside their own 20, including four of his five punts in his debut against the Bears, which is the most punts inside the 20 in any punters first game as a Bill in franchise history. The 31 punts inside the 20 finished tied for fourth in the NFL:

PUNTS INSIDE THE 20 LEADERS - 2014

RK.	PLAYER, TEAM	INSIDE THE 20
1t.	Donnie Jones, PHI	34
1t.	Drew Butler, ARI	34
3.	Johnny Hekker, SEA	33
4t.	Dustin Colquitt, KC	31
4t.	Colton Schmidt, BUF	31
4t.	Marquette King, OAK	31



HC REX RYAN



College: Southwestern Oklahoma State
NFL: 19th Season
Bills: First Season

Pro Career:

Ryan was named Buffalo's 18th head coach on January 12, 2015. He enters his first season as Buffalo's head coach and his 19th season in the NFL coaching ranks. Ryan spent the previous six years as the head coach of the New York Jets from 2009-14, where he led the Jets to the AFC Champion-

ship game in 2009 and 2010. Prior to his Jets tenure, Ryan spent ten seasons with the Baltimore Ravens from 1999-2008. From 2005-08, he was the defensive coordinator for the Ravens. From 1999-2004, Ryan served as the defensive line coach and helped Baltimore win Super Bowl XXXV in 2000. Before arriving in Baltimore, Ryan spent three years as a defensive coordinator in the college ranks. In 1998, he directed the defense at Oklahoma. In 1996 and 1997 he served as the defensive coordinator at the University of Cincinnati. Before coaching at Cincinnati, Ryan coached under his father, Buddy Ryan, for two years with the Arizona Cardinals. In 1995 he coached the linebackers and in 1994 he coached the defensive line. From 1990-93, Ryan served as the defensive coordinator for Morehead State. In 1989, he was the assistant head coach/defensive coordinator for New Mexico Highlands. He got his coaching start in 1987 and 1988 as the defensive ends coach for Eastern Kentucky. Career record: 46-50

Background:

Ryan played football at SW Oklahoma State (1983-86), where he earned his bachelor's degree in physical education. He earned his master's in physical education at Eastern Kentucky in 1988.

Personal:

Born December 13, 1962, Ardmore, OK. He and his wife, Michelle, have two sons, Payton and Seth.



OFFENSIVE COACHES



Greg Roman Offensive Coordinator

Born August 19, 1972, Atlantic City, N.J. Defensive line/linebacker John Carroll 1990-94. No pro playing experience. College coach: Stanford 2009-2010. Pro coach: Carolina Panthers 1995-2001, Houston Texans 2002-05, Baltimore Ravens 2006-07, San Francisco 49ers 2011-14, joined Bills in 2015.



Kurt Anderson Assistant Offensive Line

Born August 8, 1978, Glenview, Ill. Offensive line Michigan 1997-2001. No pro playing experience. College coach: Indiana State 2005, Michigan 2006-07; Eastern Michigan 2008-12. Pro coach: joined Bills in 2013.



Aaron Kromer Offensive Line

Born April 30, 1967, Sandusky, Ohio. Tackle Miami (Ohio) 1986-89. No pro playing experience. College coach: Miami (Ohio) 1990-98, Northwestern 1998-2000. Pro coach: Oakland Raiders 2001-04, Tampa Bay Buccaneers 2005-07, New Orleans Saints 2008-12 (interim head coach first six games 2012), Chicago Bears 2013-14, joined Bills in 2015.



Sanjay Lal Wide Receivers

Born July 23, 1969, London, England. Wide receiver UCLA 1989, Washington 1990-93. Pro receiver St. Louis Rams 1998, Scottish Claymores (NFL) 1999. College coach: Los Medanos (Calif.) college 2003, St. Mary's College 2004, California 2005-06. Pro coach: Oakland Raiders 2007-11, New York Jets 2012-14, joined the Bills in 2015.



David Lee Quarterbacks

Born July 2, 1953, Cape Girardeau, Mo. Quarterback Vanderbilt 1971-74. No pro playing experience. College coach: Tennessee-Martin 1975-76, Vanderbilt 1977, Mississippi 1978-1982, 2011, New Mexico 1983, Arkansas 1984-88, 2001-02, 2007, Texas-El Paso 1989-1993 (head coach), Rice 1994-2000. Pro coach: Dallas Cowboys 2003-06, Miami Dolphins 2008-2010, Buffalo Bills 2012, New York Jets 2013-14, joined Buffalo in 2015.



OFFENSIVE COACHES



Anthony Lynn

Assistant Head Coach/Running Backs


Born December 21, 1968, McKinney, Texas. Running back Texas Tech 1987-1991. Pro running back Denver Broncos 1993, 1997-99, San Francisco 49ers 1995-96. Pro coach: Denver Broncos 2000-02, Jacksonville Jaguars 2003-04, Dallas Cowboys 2005-06, Cleveland Browns 2007-08, New York Jets 2009-14, joined Buffalo in 2015.



Chris Palmer

Senior Offensive Assistant

Born September 23, 1949, Brewster, NY. Quarterback Southern Connecticut State 1969-71. No pro playing experience. College coach: Connecticut 1972-74, Lehigh 1975, Colgate 1976-82, University of New Haven 1986-87, Boston University 1988-89. Pro Coach: Montreal Concordes 1983, New Jersey Generals 1984-85, Houston Oilers 1990-92, New England Patriots 1993-96, Jacksonville Jaguars 1997-98, Cleveland Browns 1999-2000, Houston Texans 2002-05, Dallas Cowboys 2006, New York Giants 2007-09, Hartford Colonials 2010, Tennessee Titans 2011-12, San Francisco 49ers 2013-14, joined Buffalo in 2015.



Tony Sparano

Tight Ends

Born October 22 1986, Colleyville, Texas. Defensive end Albany 2006-08. No pro playing experience. Pro coach: Hartford Colonials (UFL) 2010, Miami Dolphins 2011, Jets 2011-14, joined the Bills in 2015.



Jason Vrable

Offensive Quality Control

Born January 23, 1985, South Park, PA. Quarterback Marietta College 2004-06. No pro playing experience. College coach: Marietta 2007, Robert Morris 2008, Syracuse 2009-2010, Charleston 2011-12. Pro coach: Joined Bills in 2013.

DEFENSIVE COACHES



Dennis Thurman

Defensive Coordinator

Born April 13, 1956, Los Angeles, Calif. Defensive back Southern California 1974-77. Pro defensive back Dallas Cowboys 1978-1985, St. Louis Cardinals 1986. College coach: Southern California 1993-2000. Pro coach: Phoenix Cardinals 1988-89, Ohio Glory (WLA) 1992, Baltimore Ravens 2002-07, New York Jets 2009-14, joined the Bills in 2015.

DEFENSIVE COACHES



Bobby April III

Linebackers

Born August 15, 1981, Tucson, Ariz. Attended Louisiana-Lafayette. No college or pro playing experience. College coach: Tulane 2005-06, Portland State 2007-09, Nicholls State 2010. Pro coach: Philadelphia Eagles 2011-12, New York Jets 2013-14, joined Bills in 2015.



Karl Dunbar

Defensive Line

Born May 18, 1967, Plaisance, LA. Defensive lineman Louisiana State 1986-89. Pro defensive lineman Pittsburgh Steelers 1990, New Orleans Saints 1992-93, Arizona Cardinals 1994-95. College coach: Nicholls State 1998-99, Louisiana State 2000-01, Oklahoma State 2002-03, Louisiana State 2005. Pro coach: Chicago Bears 2004, Minnesota Vikings 2006-11, New York Jets 2012-14, joined Bills in 2015.



Donnie Henderson

Defensive Backs

Born May 17, 1957, Baltimore, MD. Defensive back Utah State 1978-79. No pro playing experience. College coach: Utah State 1983-88, Idaho 1989, California 1990-91, Arizona State 1992-97, Houston 1998, Southern 2011, Syracuse 2012. Pro coach: Baltimore Ravens 1999-2003, New York Jets 2004-05, Detroit Lions 2006, Jacksonville Jaguars 2008, California Redwoods (UFL) 2009, Arizona Cardinals 2010, joined Bills in 2013.



D'Anton Lynn

Defensive Assistant

Born October 24, 1989, Plano, TX. Defensive back Penn State 2008-11. Pro defensive back New York Jets 2012, Hamilton Tiger-Cats 2013. Pro Coach: Joined Bills in 2015.



Tim McDonald

Defensive Backs

Born January 6, 1965, Fresno, Calif. Defensive back Southern California 1983-86. Pro defensive back St. Louis/Phoenix Cardinals 1987-1992, San Francisco 49ers 1993-99. College coach: Fresno State 2012. Pro coach: New York Jets 2013-14, Joined the Bills in 2015.



DEFENSIVE COACHES



Jason Rebrovich
Outside Linebackers

Born March 15, 1978, Clarence, N.Y.
Defensive line Alfred State 1996-97, Cortland 1998-99. No pro playing experience. College coach: Cortland 2001-04, 2008-2010, Ferris State 2005-07, Syracuse 2011-12. Pro coach: Joined Bills in 2013.



Jeff Weeks
Assistant Defensive Line


Born May 30, 1962, Denver, Colo.
Wide receiver Southwest Oklahoma State 1982-84, Northwest Oklahoma State 1995. No pro playing experience. College coach: Western Kentucky 1987-88, Morehead State 1990-91, Phoenix (Ariz.) C.C. 1996, Oklahoma 1999, Fort Scott (Kan.) C.C. 2001-04, Southeast Oklahoma State 2005, Texas A&M-Kingsville 2006. Pro coach: Oakland Raiders 2008, New York Jets 2009-2014, joined the Bills in 2015.

SPECIAL TEAMS COACHES



Danny Crossman
Special Teams Coordinator

Born January 17, 1967, El Paso, Texas. Defensive back Kansas 1985, Pittsburgh 1987-89. Pro defensive back Washington Redskins 1990, Detroit Lions 1991-92. College coach: U.S. Coast Guard Academy 1993, Western Kentucky 1994-96, Central Florida 1997-98, Georgia Tech 1999-2001, Michigan State 2002. Pro coach: Carolina Panthers 2003-09, Detroit Lions 2010-12, joined Bills in 2013.



Michael Hamlin
Special Teams Quality Control

Born November 21, 1985, Lamar, South Carolina. Defensive back Clemson 2005-08. Pro defensive back Dallas Cowboys 2009-10, Jacksonville Jaguars 2010, Indianapolis Colts 2011, Washington Redskins 2011-12. College coach: Clemson 2013-14. Pro coach: joined the Bills in 2015.



Eric Smith
Special Teams Assistant

Born March 17, 1983, Columbus, OH. Defensive back Michigan State 2002-05. Pro defensive back New York Jets 2006-12. Pro Coach: New York Jets 2014, joined Buffalo in 2015.

STRENGTH & CONDITIONING COACHES




Eric Ciano
Head Strength and Conditioning

Born August 8, 1973, Waltham, Mass.
Offensive line Springfield (Mass.) College 1993-97. No pro playing experience. College coach: Tennessee 1997-99, Louisiana Tech 2000-02, Tennessee 2002-04, Georgia Tech 2005-09. Pro coach: Joined Bills in 2010.



Dan Liburd
Strength and Conditioning Assistant

Born August 19, 1984, Rockville Centre, NY. Attended Springfield College. No college or pro playing experience. Pro coach: Joined the Bills in 2009.



Mark Loecher
Strength and Conditioning Assistant

Born February 21, 1990, Buffalo, NY. Attended Mercyhurst University. No college or pro playing experience. Pro coach: Joined the Bills in 2015.



Hal Luther
Assistant Strength and Conditioning

Born March 24, 1974, Dolgeville, N.Y. Quarterback Springfield (Mass.) College 1992-95. No pro playing experience. College coach: Western Michigan 1996, Wisconsin-LaCrosse 1996-97, North Carolina State 1998-2000, Syracuse 2000-2012. Pro coach: Joined Bills in 2013.



Jason Oszvard
Strength and Conditioning Assistant

Born December 24, 1988, Robinsville, N.J. Attended East Stroudsburg. No college or pro playing experience. Pro coach: New York Jets 2013-14, joined the Bills in 2015.




BILLS 2014 RANKINGS

OFFENSE...			
Category	Total	AFC Rank	NFL Rank
Total Yards/Game	318.5	13th	26th
Points Per Game	21.4	11th	18th
Passing Yards/Game	225.9	8th	18th
Passing Yards/Attempt	6.2	12th	24th
Interceptions	13	6th	T-13th
Rushing Yards/Game	92.6	13th	25th
Rushing Yards/Play	3.7	13th	26th
Times Sacked	39	11th	18th
1st Downs/Game	17.1	13th	28th
3rd Down Efficiency	36.7%	12th	26th
4th Down Efficiency	42.9%	10th	20th
Time of Possession	29:35	10th	21st
Punt Return Average	9.6	5th	12th
Kick Return Average	23.3	9th	17th
Net Punt Average	38.7	12th	21th
Field Goal Percentage	89.5%	4th	6th

DEFENSE...			
Category	Total	AFC Rank	NFL Rank
Total Yards/Game	312.2	2nd	4th
Points Per Game	18.1	2nd	4th
Passing Yards/Game	205.8	2nd	3rd
Passing Yards/Attempt	5.9	2nd	2nd
Interceptions	19	4th	6th
Rushing Yards/Game	105.8	7th	11th
Rushing Yards/Play	4.0	8th	14th
Sacks	54.0	1st	1st
1st Downs/Game	18.9	2nd	5th
3rd Down Efficiency	33.2%	1st	1st
4th Down Efficiency	45.5%	T-10th	T-15th
Time of Possession	30:25	12th	23rd
Punt Return Average	6.5	2nd	4th
Kick Return Average	20.0	1st	3rd
Net Punt Average	37.3	3rd	6th
Field Goal Percentage	81.1%	4th	9th

ADDITIONAL POSTSEASON HONORS
ASSOCIATED PRESS ALL-PRO TEAM

Mario Williams - 1st Team
Marcell Dareus - 1st Team

PFWA ALL-NFL TEAM

Marcell Dareus - 1st Team
Mario Williams - 1st Team

PFWA ALL-AFC TEAM

Marcell Dareus - 1st Team
Mario Williams - 1st Team
Kyle Williams - 1st Team

PRO FOOTBALL FOCUS ALL-PRO TEAM

Marcell Dareus - 1st Team
Marcus Easley - 1st Team
Corey Graham - Honorable Mention

NFL.COM ALL-ROOKIE TEAM

Sammy Watkins - 1st Team

BILLS FINISH 9-7 IN 2014

The Bills finished the 2014 season with a 9-7 record, the franchise's best mark since 2004.

Buffalo's offense was led by the young wide receiver duo of rookie Sammy Watkins and second-year pro Robert Woods, with each finishing the season with 65 receptions. Watkins tallied 982 receiving yards and six touchdowns, while Woods recorded 699 receiving yards and five touchdowns. Veteran QB Kyle Orton started 12 games on the season, recording three 300-yard games and throwing for 18 touchdowns to end the season with an 87.8 passer rating. Running back Fred Jackson, in his eighth season, led the team in receptions (66) and rushing yards (525).

The Bills' defense accumulated 50.0+ sacks and 30+ takeaways for the second consecutive season, posting 54.0 and 30, respectively. Buffalo led the NFL in sacks on the backs of three Bills finishing with double-digit sacks – led by DE Mario Williams' 14.5 and followed by Jerry Hughes (10.0) and Marcell Dareus (10.0).

Ultimately, the Bills finished with three Pro Bowlers – DT Marcell Dareus, DE Mario Williams and DT Kyle Williams.

2014 TALE OF TAPE

Category	Bills
Record.....	9-7
Points Scored	343
Points Allowed	289
Touchdowns Scored.....	34
Touchdowns Allowed	28
Rushing TDs	7
Passing TDs.....	23
Return TDs	4
Rushing TDs Allowed	10
Passing TDs Allowed.....	16
Return TDs Allowed	2
Sacked/Yards Lost	39/242
Fumbles/Lost	22/10
Had Intercepted.....	13
Field Goals Made/Attempted	34/38
Average Yards Per Game	318.5
Opp. Average Yards Per Game	312.2
Average Rushing Yards Per Game	92.6
Opp. Avg. Rushing Yards Per Game	106.4
Average Passing Yards Per Game	225.5
Opp. Avg. Passing Yards Per Game	205.8
Turnover Ratio.....	+7
Average Time of Possession.....	29:35
NFL Rank-Total Offense/Run/Pass.....	26th/25th/18th
NFL Rank-Total Defense/Run/Pass	4th/11th/3rd

BILLS

BUFFALO BILLS ROSTERS



Alphabetical

Numerical

Depth Chart

Transactions

How the Bills Were Built

By Experience

By Position

BUFFALO BILLS 2015 ALPHABETICAL ROSTER									
NO	NAME	POS	HT	WT	DOB	EXP	COLLEGE	HOMETOWN	HOW ACQ.
53	Bradham, Nigel	LB	6-2	241	9/4/1989	4	Florida State	Crawfordville, FL	D4a-12
33	Brooks, Ron	CB	5-10	190	10/16/1988	4	LSU	Irving, TX	D4b-12
35	Brown, Bryce	RB	6-0	220	5/14/1991	4	Kansas State	Wichita, KS	TR-14 (PHI)
52	Brown, Preston	LB	6-1	251	10/27/1992	2	Louisville	Cincinnati, OH	D3-14
97	Bryant, Corbin	DT	6-4	300	1/4/1988	3	Northwestern	Chicago, IL	FA-12
39	Butler, Mario	CB	6-1	187	10/20/1988	2	Georgia Tech	Jacksonville, FL	FA-13
2	Carpenter, Dan	K	6-2	228	11/25/1985	8	Montana	Helena, MT	FA-13
98	Carrington, Alex	DT	6-5	301	6/19/1987	6	Arkansas State	Tupelo, MS	FA-15
16	Cassel, Matt	QB	6-4	228	5/17/1982	11	USC	Northridge, CA	TR-15 (MIN)
96	Charles, Stefan	DT	6-5	323	6/9/1988	3	Regina	Toronto, Ontario	FA-13
85	Clay, Charles	TE	6-3	255	2/13/1989	5	Tulsa	Little Rock, AR	FA-15
28	Darby, Ronald	CB	5-11	193	1/2/1994	R	Florida State	Oxon Hill, MD	D2-15
99	Dareus, Marcell	DT	6-3	331	3/13/1990	5	Alabama	Huffman, AL	D1-11
26	Dixon, Boobie	RB	6-1	233	9/24/1987	6	Mississippi State	Jackson, MS	FA-14
81	Easley, Marcus	WR	6-2	217	11/2/1987	5	Connecticut	Stratford, CT	D4-10
42	Felton, Jerome	FB	6-0	248	7/3/1986	8	Furman	Duren, Germany	FA-15
93	Fluellen, Andre	DT	6-2	305	3/7/1985	8	Florida State	Cartersville, GA	FA-15
4	Gay, Jordan	K	6-1	200	3/29/1990	2	Centre College	Danville, KY	W-14 (Car)
24	Gilmore, Stephon	CB	6-1	190	9/19/1990	4	South Carolina	Rock Hill, SC	D1-12
77	Glenn, Cordy	T	6-6	345	9/18/1989	4	Georgia	Riverdale, GA	D2-12
88	Goodwin, Marquise	WR	5-9	179	11/19/1990	3	Texas	Garland, TX	D3-13
89	Gragg, Chris	TE	6-3	244	6/30/1990	3	Arkansas	Warren, AR	D7-13
20	Graham, Corey	S	6-0	196	7/25/1985	9	New Hampshire	Buffalo, NY	FA-14
48	Gray, MarQueis	TE	6-4	242	11/7/1989	3	Minnesota	Indianapolis, IN	W-14 (Min)
18	Harvin, Percy	WR	5-11	184	5/28/1988	7	Florida	Chesapeake, VA	FA-15
66	Henderson, Seantrel	T	6-7	331	1/21/1992	2	Miami	St. Paul, MN	D7b-14
15	Hogan, Chris	WR	6-1	220	10/24/1988	3	Monmouth (N.J.)	Ramapo, NJ	FA-12
55	Hughes, Jerry	DE	6-2	254	8/13/1988	6	Texas Christian	Sugar Land, TX	TR-13 (IND)
61	Ikard, Gabe	C	6-4	304	9/26/1990	2	Oklahoma	Oklahoma City, OK	W-15 (TEN)
64	Incognito, Richie	G	6-3	319	7/5/1983	9	Nebraska	Englewood, NJ	FA-15
58	Johnson, Randell	LB	6-4	245	3/23/1991	2	Florida Atlantic	Miami, FL	D7a-14
71	Kouandjo, Cyrus	T	6-7	322	7/21/1993	2	Alabama	Hyattsville, MD	D2-14
91	Lawson, Manny	LB	6-5	240	7/3/1984	10	North Carolina State	Goldsboro, NC	FA-13
3	Manuel, EJ	QB	6-4	237	3/19/1990	3	Florida State	Virginia Beach, VA	D1-13
25	McCoy, LeSean	RB	5-11	208	7/12/1988	7	Pittsburgh	Harrisburg, PA	TR-15 (PHI)
76	Miller, John	G	6-2	303	8/12/1993	R	Louisville	Miami, FL	D3-15
82	Mulligan, Matthew	TE	6-4	267	1/18/1985	7	Maine	Bangor, ME	FA-15
30	Rambo, Bacarri	S	6-0	211	6/27/1990	3	Georgia	Donalsonville, GA	FA-14
37	Robey, Nickell	CB	5-8	165	1/17/1992	3	Southern California	Frostproof, FL	UFA-13
65	Sanborn, Garrison	LS	6-1	240	7/31/1985	7	Florida State	Tampa, FL	FA-09
6	Schmidt, Colton	P	5-11	224	10/27/1990	2	California-Davis	Bakersfield, CA	FA-14
50	Steward, Tony	LB	6-0	241	9/19/1992	R	Clemson	Hastings, FL	D6a-15
59	Tarpley, AJ	LB	6-2	232	4/30/1992	R	Stanford	Plymouth, MN	UFA-15
5	Taylor, Tyrod	QB	6-1	215	8/3/1989	5	Virginia Tech	Hampton, VA	FA-15
11	Thigpen, Marcus	WR	5-9	200	5/15/1986	4	Indiana	Detroit, MI	W-14 (TB)
60	Urbik, Kraig	G	6-5	324	9/23/1985	7	Wisconsin	Hudson, WI	W-10 (PIT)
14	Watkins, Sammy	WR	6-1	211	6/14/1993	2	Clemson	Fort Myers, FL	D1-14
23	Williams, Aaron	S	6-0	199	4/23/1990	5	Texas	Round Rock, TX	D2-11
27	Williams, Duke	S	5-11	201	10/15/1990	3	Nevada	Reno, NV	D4-13
29	Williams, Karlos	RB	6-1	230	5/4/1993	R	Florida State	Davenport, FL	D5-15
95	Williams, Kyle	DT	6-1	303	6/10/1983	10	LSU	Ruston, LA	D5a-06
94	Williams, Mario	DE	6-6	292	1/31/1985	10	North Carolina State	Richlands, NC	FA-12
70	Wood, Eric	C	6-4	310	3/18/1986	7	Louisville	Cincinnati, OH	D1b-09
10	Woods, Robert	WR	6-0	190	4/10/1992	3	Southern California	Carson, CA	D2a-13
RESERVE/PHYSICALLY UNABLE TO PERFORM									
41	Thomas, Cam	CB	6-1	200	5/5/1991	R	Western Kentucky	Paterson, NJ	UFA-15
RESERVE/NON-FOOTBALL INJURY LIST									
21	McKelvin, Leodis	CB	5-10	185	9/1/1985	8	Troy	Waycross, GA	D1-08
RESERVE/SUSPENDED									
75	Enemkpali, IK	DE	6-1	261	7/3/1991	2	Louisiana Tech	Pflugerville, TX	W-15 (NYJ)
RESERVE/INJURED									
57	Powell, Ty	LB	6-2	249	4/27/1988	3	Harding	Marina, CA	FA-13
79	Chandler, Tyson	T	6-6	331	2/2/1991	R	North Carolina State	North Plainfield, NJ	UFA-15
92	Wynn, Jarius	DE	6-3	285	8/29/1986	7	Georgia	Augusta, GA	FA-14
PRACTICE SQUAD									
13	Lewis, Dezmin	WR	6-4	214	12/5/1992	R	Central Arkansas	Mesquite, TX	D7-15
36	Meeks, Jonathan	S	6-0	209	11/8/1989	3	Clemson	Rock Hill, SC	D5-13
72	Martin, Chris	T	6-5	305	1/4/1990	1	UCF	Fort Walton Beach, FL	FA-15
46	Noel, Merrill	CB	5-10	175	9/10/1991	R	Wake Forest	Pahokee, FL	FA-15
84	O'Leary, Nick	TE	6-3	252	8/31/1992	R	Florida State	Palm Beach, FL	D6b-15
51	Reddick, Kevin	LB	6-1	240	12/28/1989	2	North Carolina	New Bern, NC	W-15 (CAR)
56	Reed, Cedric	DE	6-5	269	10/9/1992	R	Texas	Cleveland, TX	UFA-15
68	Richardson, Cyril	G	6-5	343	12/27/1990	2	Baylor	Fort Worth, TX	D5-14
31	Watkins, Jaylen	CB	5-11	194	11/27/1991	2	Florida	Cape Coral, FL	FA-15
41	Wood, Cierre	RB	5-11	215	2/21/1991	1	Notre Dame	Bloomington, CA	FA-15

BUFFALO BILLS 2015 NUMERICAL ROSTER									
NO	NAME	POS	HT	WT	AGE	EXP	COLLEGE	HOMETOWN	HOW ACQ.
2	Dan Carpenter	K	6-2	228	29	8	Montana	Helena, MT	FA-13
3	EJ Manuel	QB	6-4	237	25	3	Florida State	Virginia Beach, VA	D1-13
4	Jordan Gay	K	6-1	200	25	2	Centre College	Danville, KY	W-14 (Car)
5	Tyrod Taylor	QB	6-1	215	26	5	Virginia Tech	Hampton, VA	FA-15
6	Colton Schmidt	P	5-11	224	24	2	California-Davis	Bakersfield, CA	FA-14
10	Robert Woods	WR	6-0	190	23	3	Southern California	Carson, CA	D2a-13
11	Marcus Thigpen	WR	5-9	200	29	4	Indiana	Detroit, MI	W-14 (TB)
14	Sammy Watkins	WR	6-1	211	22	2	Clemson	Fort Myers, FL	D1-14
15	Chris Hogan	WR	6-1	220	26	3	Monmouth (N.J.)	Ramapo, NJ	FA-12
16	Matt Cassel	QB	6-4	228	32	11	USC	Northridge, CA	TR-15 (MIN)
18	Percy Harvin	WR	5-11	184	27	7	Florida	Chesapeake, VA	FA-15
20	Corey Graham	S	6-0	196	30	9	New Hampshire	Buffalo, NY	FA-14
23	Aaron Williams	S	6-0	199	25	5	Texas	Round Rock, TX	D2-11
24	Stephon Gilmore	CB	6-1	190	24	4	South Carolina	Rock Hill, SC	D1-12
25	LeSean McCoy	RB	5-11	208	27	7	Pittsburgh	Harrisburg, PA	TR-15 (PHI)
26	Boobie Dixon	RB	6-1	233	27	6	Mississippi State	Jackson, MS	FA-14
27	Duke Williams	S	5-11	201	24	3	Nevada	Reno, NV	D4-13
28	Ronald Darby	CB	5-11	193	21	R	Florida State	Oxon Hill, MD	D2-15
29	Karlos Williams	RB	6-1	230	22	R	Florida State	Davenport, FL	D5-15
30	Bacarri Rambo	S	6-0	211	25	3	Georgia	Donalsonville, GA	FA-14
33	Ron Brooks	CB	5-10	190	26	4	LSU	Irving, TX	D4b-12
35	Bryce Brown	RB	6-0	220	24	4	Kansas State	Wichita, KS	TR-14 (PHI)
37	Nickell Robey	CB	5-8	165	23	3	Southern California	Frostproof, FL	UFA-13
39	Mario Butler	CB	6-1	187	26	2	Georgia Tech	Jacksonville, FL	FA-13
42	Jerome Felton	FB	6-0	248	29	8	Furman	Duren, Germany	FA-15
48	MarQueis Gray	TE	6-4	242	25	3	Minnesota	Indianapolis, IN	W-14 (Min)
50	Tony Steward	LB	6-0	241	22	R	Clemson	Hastings, FL	D6a-15
52	Preston Brown	LB	6-1	251	22	2	Louisville	Cincinnati, OH	D3-14
53	Nigel Bradham	LB	6-2	241	26	4	Florida State	Crawfordville, FL	D4a-12
55	Jerry Hughes	DE	6-2	254	27	6	Texas Christian	Sugar Land, TX	TR-13 (IND)
58	Randell Johnson	LB	6-4	245	24	2	Florida Atlantic	Miami, FL	D7a-14
59	AJ Tarpley	LB	6-2	242	23	R	Stanford	Plymouth, MN	UFA-15
60	Kraig Urbik	G	6-5	324	29	7	Wisconsin	Hudson, WI	W-10 (PIT)
61	Gabe Ikard	C	6-4	304	24	2	Oklahoma	Oklahoma City, OK	W-15 (TEN)
64	Richie Incognito	G	6-3	319	32	9	Nebraska	Englewood, NJ	FA-15
65	Garrison Sanborn	LS	6-1	240	30	7	Florida State	Tampa, FL	FA-09
66	Seantrel Henderson	T	6-7	331	23	2	Miami	St. Paul, MN	D7b-14
70	Eric Wood	C	6-4	310	29	7	Louisville	Cincinnati, OH	D1b-09
71	Cyrus Kouandjio	T	6-7	322	22	2	Alabama	Hyattsville, MD	D2-14
76	John Miller	G	6-2	303	22	R	Louisville	Miami, FL	D3-15
77	Cordy Glenn	T	6-6	345	25	4	Georgia	Riverdale, GA	D2-12
81	Marcus Easley	WR	6-2	217	27	5	Connecticut	Stratford, CT	D4-10
82	Matthew Mulligan	TE	6-4	267	30	7	Maine	Bangor, ME	FA-15
85	Charles Clay	TE	6-3	255	26	5	Tulsa	Little Rock, AR	FA-15
88	Marquise Goodwin	WR	5-9	179	24	3	Texas	Garland, TX	D3-13
89	Chris Gragg	TE	6-3	244	25	3	Arkansas	Warren, AR	D7-13
91	Manny Lawson	LB	6-5	240	31	10	North Carolina State	Goldsboro, NC	FA-13
93	Andre Fluellen	DT	6-2	305	30	8	Florida State	Cartersville, GA	FA-15
94	Mario Williams	DE	6-6	292	30	10	North Carolina State	Richlands, NC	FA-12
95	Kyle Williams	DT	6-1	303	32	10	LSU	Ruston, LA	D5a-06
96	Stefan Charles	DT	6-5	323	27	3	Regina	Toronto, Ontario	FA-13
97	Corbin Bryant	DT	6-4	300	27	3	Northwestern	Chicago, IL	FA-12
98	Alex Carrington	DE	6-5	301	28	6	Arkansas State	Tupelo, MS	FA-15
99	Marcell Dareus	DT	6-3	331	25	5	Alabama	Huffman, AL	D1-11
RESERVE/PHYSICALLY UNABLE TO PERFORM									
41	Cam Thomas	CB	6-1	200	24	R	Western Kentucky	Paterson, NJ	UFA-15
RESERVE/NON-FOOTBALL INJURY LIST									
21	Leodis McKelvin	CB	5-10	185	30	8	Troy	Waycross, GA	D1-08
RESERVE/SUSPENDED									
75	IK Enemkpali	DE	6-1	261	24	2	Louisiana Tech	Pflugerville, TX	W-15 (NYJ)
RESERVE/INJURED									
57	Ty Powell	LB	6-2	249	27	3	Harding	Marina, CA	FA-13
79	Tyson Chandler	T	6-6	331	24	R	North Carolina State	North Plainfield, NJ	UFA-15
92	Jarius Wynn	DE	6-3	285	28	7	Georgia	Augusta, GA	FA-14
PRACTICE SQUAD									
13	Dezmin Lewis	WR	6-4	214	22	R	Central Arkansas	Mesquite, TX	D7-15
31	Jaylen Watkins	CB	5-11	194	23	2	Florida	Cape Coral, FL	FA-15
36	Jonathan Meeks	S	6-0	209	25	2	Clemson	Rock Hill, SC	D5-13
41	Cierre Wood	RB	5-11	226	24	1	Notre Dame	Bloomington, CA	FA-15
46	Merrill Noel	CB	5-10	175	23	R	Wake Forest	Pahokee, FL	FA-15
51	Kevin Reddick	LB	6-1	240	25	3	North Carolina	New Bern, NC	W-15 (CAR)
56	Cedric Reed	DE	6-5	269	22	R	Texas	Cleveland, TX	UFA-15
68	Cyril Richardson	G	6-5	343	24	2	Baylor	Fort Worth, TX	D5-14
72	Chris Martin	T	6-5	305	25	1	UCF	Fort Walton Beach, FL	FA-15
84	Nick O'Leary	TE	6-3	252	22	R	Florida State	Palm Beach, FL	D6b-15

BUFFALO BILLS UNOFFICIAL 2015 DEPTH CHART

OFFENSE

WR	14 Sammy Watkins	15 Chris Hogan	81 Marcus Easley	
LT	77 Cordy Glenn			
LG	64 Richie Incognito			
C	70 Eric Wood	60 Kraig Urbik	61 Gabe Ikard	
RG	<u>76 John Miller</u>			
RT	66 Seantrel Henderson	71 Cyrus Kouandjio		
TE	85 Charles Clay	48 MarQueis Gray	82 Matthew Mulligan	89 Chris Gragg
QB	5 Tyrod Taylor	16 Matt Cassel	3 EJ Manuel	
FB	42 Jerome Felton			
RB	25 LeSean McCoy	26 Boobie Dixon	<u>29 Karlos Williams</u>	35 Bryce Brown
WR	18 Percy Harvin/10 Robert Woods		88 Marquise Goodwin	11 Marcus Thigpen

DEFENSE

LDE	94 Mario Williams	98 Alex Carrington	
DT	95 Kyle Williams	96 Stefan Charles	
DT	99 Marcell Dareus	97 Corbin Bryant	93 Andre Fluellen
RDE	55 Jerry Hughes		
SLB	91 Manny Lawson	58 Randell Johnson	
MLB	52 Preston Brown	<u>59 AJ Tarpley</u>	
WLB	53 Nigel Bradham	<u>50 Tony Steward</u>	
LCB	<u>28 Ronald Darby</u>	39 Mario Butler	33 Ron Brooks
DS	20 Corey Graham	27 Duke Williams	
DS	23 Aaron Williams	30 Bacarri Rambo	
RCB	24 Stephon Gilmore	37 Nickell Robey	

SPECIALISTS

K	2 Dan Carpenter	4 Jordan Gay
KO	4 Jordan Gay	2 Dan Carpenter
P	6 Colton Schmidt	4 Jordan Gay
KOR	18 Percy Harvin	11 Marcus Thigpen
PR	11 Marcus Thigpen	10 Robert Woods
LS	65 Garrison Sanborn	
H	6 Colton Schmidt	4 Jordan Gay

ROOKIES UNDERLINED

2015 TRANSACTIONS

January 6	Signed to reserve/future contract - G Alex Kupper
January 12	Name Rex Ryan the team's 18th head coach in team history
January 13	Terminate contract of DT Jim Schwartz
January 13	Name Greg Roman offensive coordinator
January 14	Retain Special teams coordinator Danny Crossman
January 15	Name Dennis Thurman defensive coordinator
January 15	Named seven coaches - Bobby April III (LBs) , Karl Dunbar (DL) , Tim McDonald (DBs) , Jason Osvart (S&C asst) , Tony Sparano (TEs) , Jeff Weeks (Asst DL) & Eric Smith (ST asst) .
January 16	Signed to reserve/future contracts - DB Jonte Green , G Darryl Johnson
January 19	Name David Lee as quarterbacks coach
January 26	Named six coaches - Michael Hamlin (STQC) , Aaron Kromer (OL) , Sanjay Lal (WRs) , Anthony Lynn (AHC/RBs) , D'Anton Lynn (DA) , Chris Palmer (SOA) ; Retained - Kurt Anderson (AsstOL) , Donnie Henderson (DBs) , Jason Rebrovich (OLBs) , Jason Vrable (OQC)
February 3	Claimed WR Justin Brown from Pittsburgh
February 9	Signed G Richie Incognito
February 17	Released LB Keith Rivers
March 4	Agreed to terms with the Vikings to acquire QB Matt Cassel and an undisclosed draft pick in exchange for undisclosed draft picks.
March 5	Exercised exclusive rights by tendering offers to WR Justin Brown , DT Corbin Bryant and WR Chris Hogan
March 9	Signed K Jordan Gay to contract extension
March 9	Re-signed DE Jerry Hughes
March 10	Acquired RB LeSean McCoy from the Philadelphia Eagles in exchange for LB Kiko Alonso
March 11	Signed free agent FB Jerome Felton . Released TE Scott Chandler
March 12	Re-signed WR Marcus Easley . Signed free agent QB Tyrod Taylor
March 13	Signed DT Kyle Williams to an extension
March 14	Re-signed DE Jarius Wynn
March 18	Signed free agent WR Percy Harvin
March 20	Signed free agent TE Charles Clay after the Miami Dolphins declined to match the Bills offer
April 27	Waived DB Jonte Green
May 1	Drafted CB Ron Darby No. 50 (second round); G John Miller No. 81 (third round)
May 2	Drafted RB Karlos Williams No. 155 (fifth round); LB Tony Steward No. 188 (sixth round); TE Nick O'Leary No. 194 (sixth round)
	WR Dezmin Lewis No. 234 (seventh round)
May 4	Signed free agent DE Alex Carrington
May 7	Signed the following undrafted free agents - WR Andre Davis , TE Clay Burton , T Tyson Chandler , CB Cam Thomas , CB Merrill Noel , LB AJ Tarpley , LB Andrew Hudson , DT Justin Hamilton , DE BJ Larsen , DE Cedric Reed , DE Erik Williams , P Spencer Roth
May 11	Signed undrafted free agent S Wes Miller
May 13	Signed free agent FB John Conner ; released FB Corey Knox
May 29	Claimed QB Matt Simms , released QB Jeff Tuel
June 2	Signed free agent DE/LB Michael Buchanan ; released P Spencer Roth
June 16	Signed free agent DT Andre Fluellen ; waived/injured S Deon Broomfield
June 18	Signed free agent TE Matthew Mulligan ; released CB Merrill Noel
June 23	Released DE Bryan Johnson
July 1	Signed free agent T Wayne Hunter
July 14	Placed offensive line coach Aaron Kromer on indefinite paid administrative leave.
July 21	Released T Wayne Hunter
July 28	Released G Chris Williams
July 30	Placed DE Mario Williams , K Dan Carpenter and CB Leodis McKelvin on the Active/Non-Football Injury list. list.
	Placed TE Chris Manhertz and CB Cam Thomas on the Active/Physically Unable to Perform
July 31	Activated DE Mario Williams
August 1	Claimed T Terren Jones
August 3	Signed free agent CB Merrill Noel
August 5	Activated TE Chris Manhertz
August 6	Signed free agent RB Bronson Hill . Waived DE Erik Williams
August 9	Signed CB Nickell Robey to a contract extension
August 9	Signed free agent DE Erik Williams . WR Justin Brown designated as waived/injured.
August 11	Signed free agent CB Lavelle Westbrooks . WR Caleb Holley designated as waived/injured.
August 12	Claimed DE IK Enemkpali off waivers from the New York Jets. TE Clay Burton designated as waived/injured.
August 13	Reach an injury settlement with WR Justin Brown and release him from injured reserve list.
August 14	Reach an injury settlement with WR Caleb Holley and release him from injured reserve list.
August 16	Activated K Dan Carpenter
August 17	Signed free agent CB Ellis Lankster . CB Lavelle Westbrooks released.
August 18	Signed free agent LB Quentin Groves and RB Ricky Seale . Placed DE Jarius Wynn and LB Ty Powell on injured reserve. Released DE Erik Willian
August 19	Signed free agent RB Cierre Wood and DE Red Bryant . Waived TE Chris Manhertz and CB Rod Sweeting ,
August 20	Reach an injury settlement with TE Clay Burton and release him from injured reserve list.
August 21	Signed free agent QB Austin Willis . Waived DT Jeremy Towns .
August 31	Released DE Michael Buchanan , CB Ross Cockrell , RB Fred Jackson , DT Justin Hamilton , LB Andrew Hudson , T Terren Jones , CB Ellis Lankster , S Kenny Ladler , S Wes Miller , G DJ Morrell , DE Cedric Reed and RB Ricky Seale . Designated WR Austin Willis as Waived/Injured and placed CB Cam Thomas on Reserve/PUP list.
September 1	Claimed C Dalton Freeman and LB Kevin Reddick off waivers. Released LB Jimmy Gaines and designated T Tyson Chandler as waived/injured.
September 4	Waived G William Campbell , WR Andre Davis , LB IK Enemkpali , RB Bronson Hill , G Darryl Johnson , G Alex Kupper , DE BJ Larsen , WR Dezmin Lewis , DB Merrill Noel , WR Tobais Palmer , G Cyril Richardson , QB Matt Simms and RB Cierre Wood . Designated WR Deonte Thompson as waived/injured. Released RB John Conner , DT Andre Fluellen and LB Quentin Groves . Placed DB Leodis McKelvin on the Reserve/Non-Football Injury List.
September 5	Waived C Dalton Freeman , DB Jonathan Meeks and LB Kevin Reddick . Released DE Red Bryant and QB Matt Cassel .
September 6	Claimed C Gabe Ikard from waivers. Signed WR Dezmin Lewis , S Jonathan Meeks , G Cyril Richardson , LB Kevin Reddick and RB Cierre Wood to the practice squad. WR Austin Willis was waived from the Reserve/Injured list.
September 7	Signed DE IK Enemkpali , T Chris Martin , DE Cedric Reed , QB Alex Tanney and CB Jaylen Watkins to the practice squad.
September 8	Signed QB Matt Cassel and waived TE Nick O'Leary .
September 9	Signed DB Merrill Noel to the practice squad and released QB Alex Tanney .
September 10	Signed TE Nick O'Leary to the practice squad and released DE Cedric Reed
September 11	Promoted DE IK Enemkpali to the active roster. Signed DE Cedric Reed to the practice squad. Reached an injury settlement with WR Deonte Thompson . Released DT Andre Fluellen .
September 12	Placed DE IK Enemkpali on the reserve/suspended list. Signed DT Andre Fluellen .
September 14	Activated DT Marcell Dareus off of the reserve/suspended list.

HOW THE BILLS WERE BUILT

YEAR	DRAFTEES	VETERAN FREE AGENTS	TRADES	FREE AGENTS
2006	Kyle Williams (5a)			
2008	Leodis McKelvin (1)			
2009	Eric Wood (1b)			Garrison Sanborn (UFA)
2010	Marcus Easley (4)	Kraig Urbik (Pittsburgh)		
2011	Marcell Dareus (1) Aaron Williams (2)			
2012	Stephon Gilmore (1) Cordy Glenn (2) Nigel Bradham (4a) Ron Brooks (4b)	Corbin Bryant (Steelers) Chris Hogan (NY Giants) Mario Williams (Houston)		
2013	EJ Manuel (1) Robert Woods (2a) Marquise Goodwin (3) Duke Williams (4) Chris Gragg (7)	Dan Carpenter (Miami) Stefan Charles (Tennessee) Manny Lawson (Cincinnati)	Jerry Hughes (Indianapolis)	Nickell Robey (UFA)
2014	Sammy Watkins (1) Cyrus Kouandjio (2) Preston Brown (3) Randell Johnson (7) Seantrel Henderson (7)	Corey Graham (Baltimore) Boobie Dixon (San Francisco) Jordan Gay (claimed from Carolina) Colton Schmidt (San Francisco) Bacarri Rambo (Washington) MarQueis Gray (Minnesota) Marcus Thigpen (Tampa Bay)	Bryce Brown (from Philadelphia)	
2015	Ronald Darby (2) John Miller (3) Karlos Williams (5) Tony Steward (6) Nick O'Leary (6)	Alex Carrington (St. Louis) Charles Clay (Miami) Jerome Felton (Minnesota) Andre Fluellen (Detroit) Percy Harvin (NY Jets) Richie Incognito (Miami) Gabe Ikard (Tennessee) Matthew Mulligan (Tennessee) Tyrod Taylor (Baltimore)	Matt Cassel (from Minnesota) LeSean McCoy (from Philadelphia)	AJ Tarpley (UFA)

(ufa) indicates undrafted rookie free agent

(team) denotes team last played with

BY EXPERIENCE

11 YEARS (1)

Matt Cassel

10 YEARS (3)

Manny Lawson
Kyle Williams
Mario Williams

9 YEARS (2)

Corey Graham
Richie Incognito

8 YEARS (3)

Dan Carpenter
Jerome Felton
Andre Fluellen

7 YEARS (6)

Percy Harvin
LeSean McCoy
Matthew Mulligan
Garrison Sanborn
Kraig Urbik
Eric Wood

6 YEARS (3)

Alex Carrington
Boobie Dixon
Jerry Hughes

5 YEARS (5)

Charles Clay
Marcell Dareus
Marcus Easley
Tyrod Taylor
Aaron Williams

4 YEARS (6)

Nigel Bradham
Ron Brooks
Bryce Brown
Stephon Gilmore
Cordy Glenn
Marcus Thigpen

3 YEARS (11)

Corbin Bryant
Stefan Charles
Marquise Goodwin
Chris Gragg
MarQueis Gray
Chris Hogan
EJ Manuel
Bacarri Rambo
Nickell Robey
Duke Williams
Robert Woods

2 YEARS (9)

Preston Brown
Mario Butler
Jordan Gay
Seantrel Henderson
Gabe Ikard
Randell Johnson
Cyrus Kouandjio
Colton Schmidt
Sammy Watkins

1 YEAR (0)

ROOKIE (5)

Ronald Darby
John Miller
Tony Steward
AJ Tarpley
Karlos Williams



2015 BUFFALO BILLS ROSTER BY POSITION HEAD COACH REX RYAN



Offense: 27

Coordinator: Greg Roman

Quality Control: Jason Vrable

QUARTERBACKS (3)

Coach: David Lee

No	Name	Pos	HT	WT	Exp	College
3	EJ Manuel	QB	6'4	237	3	Florida State
5	Tyrod Taylor	QB	6'1	215	5	Virginia Tech
16	Matt Cassel	QB	6'4	228	11	Southern California

RUNNING BACKS (5)

Coach: Anthony Lynn

No	Name	Pos	HT	WT	Exp	College
25	LeSean McCoy	RB	5'11	208	7	Pittsburgh
26	Boobie Dixon	RB	6'1	233	6	Mississippi State
29	Karlos Williams	RB	6'1	225	R	Florida State
35	Bryce Brown	RB	6'0	220	4	Kansas State
42	Jerome Felton	FB	6'0	248	8	Furman

WIDE RECEIVERS (7)

Coach: Sanjay Lal

No	Name	Pos	HT	WT	Exp	College
10	Robert Woods	WR	6'0	190	3	Southern California
11	Marcus Thigpen	WR	5'9	200	4	Indiana
14	Sammy Watkins	WR	6'1	211	2	Clemson
15	Chris Hogan	WR	6'1	220	3	Monmouth (N.J.)
18	Percy Harvin	WR	5'11	184	7	Florida
81	Marcus Easley	WR	6'2	217	5	Connecticut
88	Marquise Goodwin	WR	5'9	179	2	Texas

TIGHT ENDS (4)

Coach: Tony Sparano

No	Name	Pos	HT	WT	Exp	College
48	MarQueis Gray	TE	6'4	242	3	Minnesota
82	Matthew Mulligan	TE	6'4	267	7	Maine
85	Charles Clay	TE	6'3	255	5	Tulsa
89	Chris Gragg	TE	6'3	244	2	Arkansas

OFFENSIVE LINE (8)

Coach: Aaron Kromer

Assistant: Kurt Anderson

No	Name	Pos	HT	WT	Exp	College
60	Kraig Urbik	G	6'5	324	7	Wisconsin
61	Gabe Ikard	C	6'4	304	2	Oklahoma
64	Richie Incognito	G	6'3	319	9	Nebraska
66	Seantrel Henderson	T	6'7	331	2	Miami (FL)
70	Eric Wood	C	6'4	310	7	Louisville
71	Cyrus Kouandjio	T	6'7	332	2	Alabama
76	John Miller	G	6'2	312	R	Louisville
77	Cordy Glenn	T	6'6	345	4	Georgia

Defense: 23

Coordinator: Dennis Thurman

Assistant: D'Anton Lynn

DEFENSIVE LINE (8)

Coach: Karl Dunbar

Assistant: Jeff Weeks

No	Name	Pos	HT	WT	Exp	College
55	Jerry Hughes	DE	6'2	254	6	Texas Christian
93	Andre Fluellen	DT	6'2	305	8	Florida State
94	Mario Williams	DE	6'6	292	10	North Carolina Stat
95	Kyle Williams	DT	6'1	303	10	LSU
96	Stefan Charles	DT	6'3	323	3	Regina
97	Corbin Bryant	DT	6'4	300	3	Northwestern
98	Alex Carrington	DE	6'5	301	6	Arkansas State
99	Marcell Dareus	DT	6'3	331	5	Alabama

LINEBACKERS (6)

Coach: Bobby April III

Coach: Jason Rebrovich (Outside)

No	Name	Pos	HT	WT	Exp	College
50	Tony Steward	LB	6'0	235	R	Clemson
52	Preston Brown	LB	6'1	251	2	Louisville
53	Nigel Bradham	LB	6'2	241	4	Florida State
58	Randell Johnson	LB	6'4	245	2	Florida Atlantic
59	AJ Tarpley	LB	6'2	241	R	Stanford
91	Manny Lawson	LB	6'5	240	10	North Carolina Stat

DEFENSIVE BACKS (9)

Coach: Donnie Henderson

Coach: Tim McDonald


No	Name	Pos	HT	WT	Exp	College
20	Corey Graham	S	6'0	196	9	New Hampshire
23	Aaron Williams	S	6'0	199	5	Texas
24	Stephon Gilmore	CB	6'1	190	4	South Carolina
27	Duke Williams	S	5'11	201	3	Nevada
28	Ronald Darby	CB	5'11	195	R	Florida State
30	Bacarri Rambo	S	6'0	211	3	Georgia
33	Ron Brooks	CB	5'10	190	4	LSU
37	Nickell Robey	CB	5'8	165	2	Southern California
39	Mario Butler	CB	6'1	187	2	Georgia Tech

SPECIAL TEAMS (4)

Coordinator: Danny Crossman

Assistants: Michael Hamlin, Eric Smith

No	Name	Pos	HT	WT	Exp	College
2	Dan Carpenter	K	6'2	228	8	Montana
4	Jordan Gay	K	6'1	200	2	Centre College
6	Colton Schmidt	P	5'11	224	2	California-Davis
65	Garrison Sanborn	LS	6'1	240	7	Florida State



HERD OF STATS

REGULAR SEASON GAME #1

Buffalo Bills vs. Indianapolis Colts
Sunday, September 13, 2015

2015 HERD OF STATS

Game-By-Game Starters

Offensive Highs & Lows

Defensive Highs & Lows

Bills Superlatives

Opponent Superlatives

Defensive Summaries

Defensive Statistics

Scoring Drives

Game-by-Game Team

Game-by-Game Rushing

Game-by-Game Passing

Game-by-Game Receiving

Game-by-Game Punting/Kicking

Game-by-Game Punt Returns

Game-by-Game Kickoff Returns

Game-by-Game Defensive Stats

Big Plays

Goal-to-Go

Inside the 20

The Last Time

Turnover Analysis

ETCs

Game Summaries

Player Participation

NFL Stats

2015 BUFFALO BILLS GAME-BY-GAME STARTERS

[illegible]

2015 OFFENSIVE HIGHS & LOWS

BEST		WORST
27 vs IND 9/13	POINTS	27 vs IND 9/13
15 vs IND 9/13	FIRST DOWNS	15 vs IND 9/13
7 vs IND 9/13	RUSHING FIRST DOWNS	7 vs IND 9/13
7 IND 9/13	PASSING FIRST DOWNS	7 IND 9/13
38% vs IND 9/13	THIRD DOWN EFFICIENCY	38% vs IND 9/13
342 vs IND 9/13	TOTAL NET YARDS	342 vs IND 9/13
6.2 vs IND 9/13	AVERAGE PER PLAY	6.2 vs IND 9/13
147 vs IND 9/13	NET YARDS RUSHING	147 vs IND 9/13
195 vs IND 9/13	NET YARDS PASSING	195 vs IND 9/13
0 vs IND 9/13	QB SACKS	0 vs IND 9/13
195 vs IND 9/13	GROSS YARDS PASSING	195 vs IND 9/13
19 vs IND 9/13	PASS ATTEMPTS	19 vs IND 9/13
14 vs IND 9/13	PASS COMPLETIONS	14 vs IND 9/13
0 vs IND 9/13	INTERCEPTED	0 vs IND 9/13
10.3 vs IND 9/13	YARDS PER PASS	10.3 vs IND 9/13
46.2 vs IND 9/13	PUNTING AVERAGE	46.2 vs IND 9/13
1 vs IND 9/13	PUNT RETURNS	1 vs IND 9/13
6 vs IND 9/13	PUNT RETURN YARDS	6 vs IND 9/13
1 vs IND 9/13	KICKOFF RETURNS	1 vs IND 9/13
0 vs IND 9/13	KICKOFF RETURN YARDS	0 vs IND 9/13
3 vs IND 9/13	TOUCHDOWNS	3 vs IND 9/13
2 vs IND 9/13	RUSHING TOUCHDOWNS	2 vs IND 9/13
1 vs IND 9/13	PASSING TOUCHDOWNS	1 vs IND 9/13
30:56 vs IND 9/13	TIME OF POSSESSION	30:56 vs IND 9/13

2015 DEFENSIVE HIGHS & LOWS

BEST		WORST
14 vs. IND 9/13	POINTS	14 vs IND 9/13
23 vs. IND 9/13	FIRST DOWNS	23 vs. IND 9/13
5 vs. IND 9/13	RUSHING FIRST DOWNS	5 vs. IND 9/13
16 vs. IND 9/13	PASSING FIRST DOWNS	16 vs. IND 9/13
53% vs. IND 9/13	THIRD DOWN EFFICIENCY	53% vs. IND 9/13
304 vs. IND 9/13	TOTAL NET YARDS	304 vs. IND 9/13
4.5 vs. IND 9/13	AVERAGE PER PLAY	4.5 vs. IND 9/13
64 vs. IND 9/13	NET YARDS RUSHING	64 vs. IND 9/13
240 vs. IND 9/13	NET YARDS PASSING	240 vs. IND 9/13
2 vs. IND 9/13	QB SACKS	2 vs. IND 9/13
243 vs. IND 9/13	GROSS YARDS PASSING	243 vs. IND 9/13
49 vs. IND 9/13	PASS ATTEMPTS	49 vs. IND 9/13
26 vs. IND 9/13	PASS COMPLETIONS	26 vs. IND 9/13
2 vs. IND 9/13	INTERCEPTED	2 vs. IND 9/13
4.7 vs. IND 9/13	YARDS PER PASS	4.7 vs. IND 9/13
42.8 vs. IND 9/13	PUNTING AVERAGE	42.8 vs. IND 9/13
2 vs. IND 9/13	PUNT RETURNS	2 vs. IND 9/13
1 vs. IND 9/13	PUNT RETURN YARDS	1 vs. IND 9/13
3 vs. IND 9/13	KICKOFF RETURNS	3 vs. IND 9/13
58 vs. IND 9/13	KICKOFF RETURN YARDS	58 vs. IND 9/13
2 vs. IND 9/13	TOUCHDOWNS	2 vs. IND 9/13
0 vs. IND 9/13	RUSHING TOUCHDOWNS	0 vs. IND 9/13
2 vs. IND 9/13	PASSING TOUCHDOWNS	2 vs. IND 9/13
29:04 vs. IND 9/13	TIME OF POSSESSION	29:04 vs. IND 9/13

2015 BILLS SUPERLATIVES

RUSHING

Yards	55	Ka. Williams vs. IND 9/13
Average (min. 10 carries)	2.4	L. McCoy vs. IND 9/13
Long	31	T. Taylor vs. IND 9/13
Touchdowns	1	Ka. Williams, A. Dixon vs. IND 9/13

PASSING

Attempts.....	19	T. Taylor vs. IND 9/13
Completions.....	14	T. Taylor vs. IND 9/13
Percentage (min. 20 attempts)	N/A	
Yards	195	T. Taylor vs. IND 9/13
Long	51T	T. Taylor vs. IND 9/13
Touchdowns.....	1	T. Taylor vs. IND 9/13

RECEIVING

Receptions	5	P. Harvin vs. IND 9/13
Yards	79	P. Harvin vs. IND 9/13
Average (min. 3 rec.)	15.8	P. Harvin vs. IND 9/13
Long	51T	P. Harvin vs. IND 9/13
Touchdowns.....	1	P. Harvin vs. IND 9/13

SPECIAL TEAMS

Punts.....	5	C. Schmidt vs. IND 9/13
In 20	2	C. Schmidt vs. IND 9/13
Longest Punt.....	63	C. Schmidt vs. IND 9/13
Punt Return Attempts	1	M. Thigpen vs. IND 9/13
Punt Return Yards	6	M. Thigpen vs. IND 9/13
Punt Return Average (min. 3 ret.).....	N/A	
Long Punt Return.....	6	M. Thigpen vs. IND 9/13
Kickoff Return Attempts.....	1	M. Thigpen vs. IND 9/13
Kickoff Return Yards.....	0	M. Thigpen vs. IND 9/13
Kickoff Return Average (min 3. Ret.)	N/A	
Long Kickoff Return	0	M. Thigpen vs. IND 9/13
PATs Made	3	D. Carpenter vs. IND 9/13
PATs Attempted.....	3	D. Carpenter vs. IND 9/13
Field Goals Made.....	2	D. Carpenter vs. IND 9/13
Field Goals Attempted	2	D. Carpenter vs. IND 9/13
Longest Field Goal	45	D. Carpenter vs. IND 9/13

DEFENSE

Most Total Tackles.....	8	N. Bradham vs. IND 9/13
Most Solo Tackles	7	N. Bradham vs. IND 9/13
Most Sacks	1.0	N. Bradham, N. Robey vs. IND 9/13
Most Interceptions	1	R. Darby, A. Williams vs IND 9/13

2015 OPPONENT SUPERLATIVES

RUSHING

Yards	31	F. Gore vs. IND 9/13
Average (min. 10 carries)	N/A	
Long	11	A. Luck vs. IND 9/13
Touchdowns	N/A	

PASSING

Attempts.....	49	A. Luck vs. IND 9/13
Completions.....	26	A. Luck vs. IND 9/13
Percentage (min. 20 attempts)	53%	A. Luck vs. IND 9/13
Yards	243	A. Luck vs. IND 9/13
Long	30	A. Luck vs. IND 9/13
Touchdowns.....	2	A. Luck vs. IND 9/13

RECEIVING

Receptions	7	T. Hilton vs. IND 9/13
Yards	88	T. Hilton vs. IND 9/13
Average (min. 3 rec.)	12.6	T. Hilton vs. IND 9/13
Long	30	T. Hilton vs. IND 9/13
Touchdowns.....	1	D. Moncrief, D. Allen vs. IND 9/13

SPECIAL TEAMS

Punts.....	4	P. McAfee vs. IND 9/13
In 20	N/A	
Longest Punt.....	48	P. McAfee vs. IND 9/13
Punt Return Attempts	2	P. Dorsett vs. IND 9/13
Punt Return Yards	1	P. Dorsett vs. IND 9/13
Punt Return Average (min. 3 ret.).....	N/A	
Long Punt Return.....	1	P. Dorsett vs. IND 9/13
Kickoff Return Attempts.....	2	T. Varga vs. IND 9/13
Kickoff Return Yards.....	53	T. Varga vs. IND 9/13
Kickoff Return Average (min 3. Ret.)	N/A	
Long Kickoff Return	30	T. Varga vs. IND 9/13
PATs Made	N/A	
PATs Attempted.....	N/A	
Field Goals Made.....	N/A	
Field Goals Attempted	1	A. Vinatieri vs IND 9/13
Longest Field Goal	N/A	

DEFENSE

Most Total Tackles.....	9	H. Anderson, D. Jackson vs. IND 9/13
Most Solo Tackles	8	H. Anderson
Most Sacks	N/A	
Most Interceptions	N/A	

2015 DEFENSIVE SUMMARIES

September 13, 2015
Bills vs. Indianapolis
Score: W, 27-14

Top Tacklers	Sacks	INTs	Forced Fumbles	Recovered Fumbles	Touchdowns
N. Bradham (8)	N. Bradham (1.0)	R. Darby (1)		R. Johnson (1)	
S. Gilmore (6)	N. Robey (1.0)	A. Williams (1)			
R. Darby (6)					
N. Robey (6)					
P. Brown (6)					
B. Rambo (5)					
C. Bryant (5)					
A. Williams (5)					

Buffalo Bills 2015 Defensive and Special Teams Statistics (Per Gamebook Stats)

DEFENSIVE TACKLES				
PLAYER	Solo	Assist	TFL	TOTAL
N. Bradham	7	1	1	8
S. Gilmore	6	0	0	6
R. Darby	5	1	0	6
N. Robey	4	2	0	6
P. Brown	2	4	0	6
B. Rambo	4	1	0	5
C. Bryant	3	2	0	5
A. Williams	1	4	0	5
J. Hughes	3	1	0	4
S. Charles	2	0	0	2
Ky. Williams	0	2	0	2
C. Graham	1	0	0	1
M. Lawson	1	0	0	1
TOTAL	39	18	1	57

DEFENSIVE TOUCHDOWNS	
TOTAL	0

SAFETY	
TOTAL	0

INTERCEPTIONS	
R. Darby	1
A. Williams	1
TOTAL	2

DEFENSIVE FUMBLE RECOVERIES	
R. Johnson	1
TOTAL	1

DEFENSIVE FORCED FUMBLES	
TOTAL	0

SPECIAL TEAMS TACKLES			
PLAYER	Solo	Assist	TOTAL
B. Rambo	0	1	1
M. Butler	0	1	1
C. Hogan	1	0	1
A. Dixon	1	0	1
R. Brooks	1	0	1
R. Johnson	0	1	1
TOTAL	3	3	6

PASSES DEFENSED	
S. Gilmore	4
R. Darby	2
A. Williams	2
M. Butler	2
N. Robey	1
P. Brown	1
TOTAL	12

QUARTERBACK SACKS	
N. Bradham	1.0
N. Robey	1.0
TOTAL	2.0

2015 SCORING DRIVES

9/13 vs. Indianapolis

Drive	Time/Quarter	Result
5-68, 2:39	0:00/1	P. Harvin 51 yd. pass from T. Taylor (D. Carpenter kick)
7-43, 3:22	7:49/2	D. Carpenter 41 yd. field goal
5-58, 2:22	0:20/2	Ka. Williams 26 yd. run (D. Carpenter kick)
11-80, 5:26	9:34/3	B . Dixon 1 yd. run (D. Carpenter kick)
4- (-1), 1:30	8:14/4	D. Carpenter 45 yd. field goal

2015 GAME-BY-GAME TEAM OFFENSE

		1ST DOWNS				3rd DOWNS			TOTAL OFFENSE			RUSHING			PASSING								----TDs----						PAT			PAT			PAT			PUNTING			
Date	Game	TOT	R	P	Pn	Att	Cnv	PCT	Yds	Ply	Avg	Yds	Ply	Avg	Net	Sk	Lst	Grs	Att	Com	In	PTS	R	P	S/D	KICK	RUSH	PASS	FG	Saf	No	-	Yds	Avg							
S 13	v IND	15	7	7	1	13	5	38.5%	342	55	6.2	147	36	4.1	195	0	-	0	195	19	14	0	27	2	1	0	3	-	3	0	-	0	0	2	-	2	0	5	-	252	50.4
S 20	v NE																																								
S 27	@ MIA																																								
O 4	v NYG																																								
O 11	@ TEN																																								
O 18	v CIN																																								
O 25	@ JAX																																								
N 8	v MIA																																								
N 12	@ NYJ																																								
N 23	@ NE																																								
N 29	@ KC																																								
D 6	v HOU																																								
D 13	@ PHI																																								
D 20	@ WAS																																								
D 27	v DAL																																								
J 3	v NYJ																																								
2015 TOTALS		15	7	7	1	13	5	38.5%	342	55	6.2	147	36	4.1	195	0	-	0	195	19	14	0	27	2	1	0	3	-	3	0	-	0	0	2	-	2	0	5	-	252	50.4
AVG. PER GAME		15.0	7.0	7.0	1.0				342.0	55.0		147.0	36.0		195.0	-	-	-	195.0	19.0	14.0	-	27.0													5.0	252.0				

Date	Game
S 13	v IND
S 20	v NE
S 27	@ MIA
O 4	v NYG
O 11	@ TEN
O 18	v CIN
O 25	@ JAX
N 8	v MIA
N 12	@ NYJ
N 23	@ NE
N 29	@ KC
D 6	v HOU
D 13	@ PHI
D 20	@ WAS
D 27	v DAL
J 3	v NYJ
2015 TOTALS	
AVG. PER GAME	

PUNT RET.	
No	Yds
1	6
1	6
AVG. PER GAME	

KO RET.	
No	Yds
1	0
1	0
AVG. PER GAME	

FUM	
No	Lst
2	0
2	0
AVG. PER GAME	

PEN	
No	Yds
11	113
11	113
AVG. PER GAME	

Poss. Time
30:56
30:56

2015 GAME-BY-GAME TEAM DEFENSE

		1ST DOWNS				3rd DOWNS			TOTAL DEFENSE			RUSHING			PASSING								----TDs----					PAT			PAT			PAT			PUNTING						
Date	Game	TOT	R	P	Pn	Att	Cnv	PCT	Yds	Ply	Avg	Yds	Ply	Avg	Net	Sk	Lst	Grs	Att	Com	In	PTS	R	P	S/D	KICK	RUSH	PASS	FG	Saf	No	-	Yds	Avg									
S 13	v IND	23	5	16	2	15	8	53.3%	304	68	4.5	64	17	3.8	240	2	-	3	243	49	26	2	14	0	2	0	0	-	0	0	-	0	1	-	2	0	-	1	0	4	-	177	44.3
S 20	v NE																																										
S 27	@ MIA																																										
O 4	v NYG																																										
O 11	@ TEN																																										
O 18	v CIN																																										
O 25	@ JAX																																										
N 8	v MIA																																										
N 12	@ NYJ																																										
N 23	@ NE																																										
N 29	@ KC																																										
D 6	v HOU																																										
D 13	@ PHI																																										
D 20	@ WAS																																										
D 27	v DAL																																										
J 3	v NYJ																																										
2015 TOTALS		23	5	16	2	15	8	53.3%	304	68	4.5	64	17	3.8	240	2	-	3	243	49	26	2	14	0	2	0	0	-	0	0	-	0	1	-	2	0	-	1	0	4	-	177	44.3
AVG. PER GAME		23.0	5.0	16.0	2.0				304.0	68.0		64.0	17.0		240.0	2.0	-	3.0	243.0	49.0	26.0	2.0	14.0																		4.0	177.0	

Date	Game
S 13	v IND
S 20	v NE
S 27	@ MIA
O 4	v NYG
O 11	@ TEN
O 18	v CIN
O 25	@ JAX
N 8	v MIA
N 12	@ NYJ
N 23	@ NE
N 29	@ KC
D 6	v HOU
D 13	@ PHI
D 20	@ WAS
D 27	v DAL
J 3	v NYJ
2015 TOTALS	

AVG. PER GAME

PUNT RET.	
No	Yds
2	- 1

1.0

KO RET.	
No	Yds
3	- 58

58.0

FUM	
No	Lst
2	- 1

PEN	
No	Yds
5	- 49

5.0 49.0

Poss. Time
29:04

29:04

2015 GAME-BY-GAME RUSHING

Shaded rows indicates games started

		29 KARLOS WILLIAMS						25 LeSEAN McCOY						5 TYROD TAYLOR						18 PERCY HARVIN					
Date	Game	Att	Yds	Avg	LG	TD		Att	Yds	Avg	LG	TD		Att	Yds	Avg	LG	TD		Att	Yds	Avg	LG	TD	
S 13	v IND	6	55	9.2	26	t	1	17	41	2.4	16	0		9	41	4.6	31	0		1	9	9.0	9	0	
S 20	v NE																								
S 27	@ MIA																								
O 4	v NYG																								
O 11	@ TEN																								
O 18	v CIN																								
O 25	@ JAX																								
N 8	v MIA																								
N 12	@ NYJ																								
N 23	@ NE																								
N 29	@ KC																								
D 6	v HOU																								
D 13	@ PHI																								
D 20	@ WAS																								
D 27	v DAL																								
J 3	v NYJ																								
2015 TOTALS		6	55	9.2	26	t	1	17	41	2.4	16	0		9	41	4.6	31	0		1	9	9.0	9	0	
NFL CAREER		6	55	9.2	26	t	1	1478	6833	4.6	66	t	44	36	177	4.9	31	1		141	894	6.3	51	t	5
w/BUFFALO		6	55	9.2	26	t	1	17	41	2.4	16	0		9	41	4.6	31	0		1	9	9.0	9	0	

		26 BOOBIE DIXON											
Date	Game	Att	Yds	Avg	LG	TD							
S 13	v IND	3	1	0.3	4	1							
S 20	v NE												
S 27	@ MIA												
O 4	v NYG												
O 11	@ TEN												
O 18	v CIN												
O 25	@ JAX												
N 8	v MIA												
N 12	@ NYJ												
N 23	@ NE												
N 29	@ KC												
D 6	v HOU												
D 13	@ PHI												
D 20	@ WAS												
D 27	v DAL												
J 3	v NYJ												
2015 TOTALS		3	1	0.3	4	1							
NFL CAREER		256	891	3.5	47	11							
w/BUFFALO		108	433	4.0	47	3							

2015 GAME-BY-GAME PASSING

5 TYROD TAYLOR												
GP	GS	Att	Com	Pct.	Yds	LG	TD	INT	Sck / Yds		Rate	
❖	❖	19	14	73.7	195	51 t	1	0	0	-	0	123.8
1	1	19	14	73.7	195	51 t	1	0	0	-	0	123.8

15	I	54	33	61.1	394	51 t	I	2	5 -	33	74.2
I	I	19	14	73.7	195	51 t	I	0	0 -	0	123.8

16 MATT CASSEL											
GP	GS	Att	Com	Pct.	Yds	LG	TD	INT	Sck	/ Yds	Rate
❖	❖	0	0	---	0	--	0	0	0	-	0 ---
I	I	0	0	---	0	0	0	0	0	-	0 ---

91	72	2369	1397	59.0	15727	79 t	96	70	182 -	1005	80.1
1	1	0	0	---	0	0	0	0	0 -	0	---

[illegible]

2015 GAME-BY-GAME RECEIVING

Shaded rows indicates games started

		18 PERCY HARVIN						85 CHARLES CLAY						25 LeSEAN McCOY						10 ROBERT WOODS					
Date	Game	Rec	Yds	Avg	LG	TD		Rec	Yds	Avg	LG	TD		Rec	Yds	Avg	LG	TD		Rec	Yds	Avg	LG	TD	
S 13	▼ IND	5	79	15.8	51	1		4	43	10.8	27	0		3	46	15.3	22	0		2	27	13.5	15	0	
S 20	▼ NE																								
S 27	@ MIA																								
O 4	▼ NYG																								
O 11	@ TEN																								
O 18	▼ CIN																								
O 25	@ JAX																								
N 8	▼ MIA																								
N 12	@ NYJ																								
N 23	@ NE																								
N 29	@ KC																								
D 6	▼ HOU																								
D 13	@ PHI																								
D 20	@ WAS																								
D 27	▼ DAL																								
J 3	▼ NYJ																								
2015 TOTALS		5	79	15.8	51	1		4	43	10.8	27	0		3	46	15.3	22	0		2	27	13.5	15	0	
NFL CAREER		337	3881	11.5	53	1	22		165	1852	11.2	67	14		303	2328	7.7	70	10		107	1313	12.3	57	8
w/BUFFALO		5	79	15.8	51	1	1		4	43	10.8	27	0		3	46	15.3	22	0		107	1313	12.3	57	8

2015 GAME-BY-GAME PUNTING

		6 COLTON SCHMIDT										Punt Sequence				
Date	Game	No	Yds	Gross Avg	Net Avg.	TB	Ret Yds	In 20	LG	Blk	Outcome/Return					
S 13	@ CHI	5	252	50.4	46.2	1	1	2	63	0	44	44	63	48	53	
S 20	v MIA										fc	fc	l	0	tb	
S 27	v SD															
O 4	@ HOU															
O 11	@ DET															
O 18	v NE															
O 25	v MIN															
N 8	@ NYJ															
N 12	v KC															
N 23	@ MIA															
N 29	v NYJ															
D 6	v CLE															
D 13	@ DEN															
D 20	v GB															
D 27	@ OAK															
J 3	@ NE															
2015 TOTALS		5	252	50.4	46.2	1	1	2	63	0						
NFL CAREER		91	3944	43.3	39.1	7	247	33	67	0						
w/BUFFALO		91	3944	43.3	39.1	7	247	33	67	0						

2015 GAME-BY-GAME KICKING

2 DAN CARPENTER														4 J. GAY		
Date	Game	Pts.	---PAT---		---FG---		LG	FG Sequence	KO	EZ	TB	KO	EZ	TB		
S 13	v IND	9	3	3	2	2	45	41G, 45G				6	6	3		
S 20	v NE															
S 27	@ MIA															
O 4	v NYG															
O 11	@ TEN															
O 18	v CIN															
O 25	@ JAX															
N 8	v MIA															
N 12	@ NYJ															
N 23	@ NE															
N 29	@ KC															
D 6	v HOU															
D 13	@ PHI															
D 20	@ WAS															
D 27	v DAL															
J 3	v NYJ															
2015 TOTALS		9	3	3	2	2	45		0	0	0	6	6	3		
		100.0%			100.0%											
NFL CAREER		808	220	222	196	231	60		440	131		89	52			
		99.1%			84.8%											
W/BUFFALO		273	66	67	69	76	55		83	34		89	52			
		98.5%			90.8%											

		OPPONENTS												
Date	Game	Pts.	---PAT---		---FG---		LG	FG Sequence	Kicker	KO	EZ	TB		
		Made	Att	Made	Att									
S 13	v IND	0	0	0	0	1	--	52wl	Vinatieri					
S 20	v NE								McAfee	3	2	2		
S 27	@ MIA													
O 4	v NYG													
O 11	@ TEN													
O 18	v CIN													
O 25	@ JAX													
N 8	v MIA													
N 12	@ NYJ													
N 23	@ NE													
N 29	@ KC													
D 6	v HOU													
D 13	@ PHI													
D 20	@ WAS													
D 27	v DAL													
J 3	v NYJ													
2015 TOTALS		0	0	0	0	1	0			3	2	2		
		---			0.0%									

2015 GAME-BY-GAME PUNT RETURNS

		11 MARCUS THIGPEN						
Date	Game	No	Yds	Avg	LG	FC	TD	
S 13	v IND	1	6	6.0	6	0	0	
S 20	v NE							
S 27	@ MIA							
O 4	v NYG							
O 11	@ TEN							
O 18	v CIN							
O 25	@ JAX							
N 8	v MIA							
N 12	@ NYJ							
N 23	@ NE							
N 29	@ KC							
D 6	v HOU							
D 13	@ PHI							
D 20	@ WAS							
D 27	v DAL							
J 3	v NYJ							
2015 TOTALS		1	6	6.0	6	0	0	

NFL CAREER	77	806	10.5	75	t	39	2	
w/BUFFALO	13	161	12.4	75	t	5	1	

2015 GAME-BY-GAME KICKOFF RETURNS

Date	Game
S 13	v IND
S 20	v NE
S 27	@ MIA
O 4	v NYG
O 11	@ TEN
O 18	v CIN
O 25	@ JAX
N 8	v MIA
N 12	@ NYJ
N 23	@ NE
N 29	@ KC
D 6	v HOU
D 13	@ PHI
D 20	@ WAS
D 27	v DAL
J 3	v NYJ
2015 TOTALS	

11 MARCUS THIGPEN					
Att	Yds	Avg	LG	TD	
1	0	0.0	0	0	
1	0	0.0	0	0	

NFL CAREER
w/BUFFALO

90	2195	24.4	96	1
7	165	23.6	49	0

2015 GAME-BY-GAME DEFENSIVE STATS (DEFENSIVE BACKS)

Shaded rows indicates games started

		20 COREY GRAHAM										21 LEODIS McKELVIN										23 AARON WILLIAMS									
Date	Game	TT	UT	AT	Sacks	Yds	Int	Yds	TD	FF	FR	TT	UT	AT	Sacks	Yds	Int	Yds	TD	FF	FR	TT	UT	AT	Sacks	Yds	Int	Yds	TD	FF	FR
S 13	v IND	1	1	0								--- RESERVE / NON-FOOTBALL INJURY ---										5	1	4			1	26	0		
S 20	v NE																														
S 27	@ MIA																														
O 4	v NYG																														
O 11	@ TEN																														
O 18	v CIN																														
O 25	@ JAX																														
N 8	v MIA																														
N 12	@ NYJ																														
N 23	@ NE																														
N 29	@ KC																														
D 6	v HOU																														
D 13	@ PHI																														
D 20	@ WAS																														
D 27	v DAL																														
J 3	v NYJ																														
2015 TOTALS		1	1	0	0.0	0.0	0	0	0	0	0	0	0	0	0.0	0.0	0	0	0	0	0	5	1	4	0.0	0.0	1	26	0	0	0
		(LG: 45)										(LG: 64t)										(LG: 26)									
NFL CAREER		305	237	68	1.0	0.0	12	140	0	2	2	272	230	42	0.0	0.0	11	114	1	4	2	225	163	62	0.0	0.0	7	95	0	2	0
		(LG: 45)										(LG: 64t)										(LG: 34)									
w/BUFFALO		78	60	18	0.0	0.0	2	75	0	0	1	272	230	42	0.0	0.0	11	114	1	4	2	225	163	62	0.0	0.0	7	95	0	2	0
		(LG: 45)										(LG: 64t)										(LG: 34)									

		24 STEPHON GILMORE										27 DUKE WILLIAMS										28 RONALD DARBY									
Date	Game	TT	UT	AT	Sacks	Yds	Int	Yds	TD	FF	FR	TT	UT	AT	Sacks	Yds	Int	Yds	TD	FF	FR	TT	UT	AT	Sacks	Yds	Int	Yds	TD	FF	FR
S 13	v IND	6	6	0								0	0	0								6	5	1			1	27	0		
S 20	v NE																														
S 27	@ MIA																														
O 4	v NYG																														
O 11	@ TEN																														
O 18	v CIN																														
O 25	@ JAX																														
N 8	v MIA																														
N 12	@ NYJ																														
N 23	@ NE																														
N 29	@ KC																														
D 6	v HOU																														
D 13	@ PHI																														
D 20	@ WAS																														
D 27	v DAL																														
J 3	v NYJ																														
2015 TOTALS		6	6	0	0.0	0.0	0	0	0	0	0	0	0	0	0.0	0.0	0	0	0	0	0	6	5	1	0.0	0.0	1	27	0	0	0
		(LG: 27)										(LG: 34)										(LG: 27)									
NFL CAREER		148	126	22	0.0	0.0	6	84	0	4	0	99	70	29	0.0	0.0	2	68	0	2	4	6	5	1	0.0	0.0	1	27	0	0	0
		(LG: 27)										(LG: 34)										(LG: 27)									
w/BUFFALO		148	126	22	0.0	0.0	6	84	0	4	0	99	70	29	0.0	0.0	2	68	0	2	4	6	5	1	0.0	0.0	1	27	0	0	0
		(LG: 27)										(LG: 34)										(LG: 27)									

		30 BACARRI RAMBO										33 RON BROOKS										37 NICKELL ROBEY									
Date	Game	TT	UT	AT	Sacks	Yds	Int	Yds	TD	FF	FR	TT	UT	AT	Sacks	Yds	Int	Yds	TD	FF	FR	TT	UT	AT	Sacks	Yds	Int	Yds	TD	FF	FR
S 13	v IND	5	4	1								0	0	0								6	4	2	1.0	0.0					
S 20	v NE																														
S 27	@ MIA																														
O 4	v NYG																														
O 11	@ TEN																														
O 18	v CIN																														
O 25	@ JAX																														
N 8	v MIA																														
N 12	@ NYJ																														
N 23	@ NE																														
N 29	@ KC																														
D 6	v HOU																														
D 13	@ PHI																														
D 20	@ WAS																														
D 27	v DAL																														
J 3	v NYJ																														
2015 TOTALS		5	4	1	0.0	0.0	0	0	0	0	0	0	0	0	0.0	0.0	0	0	0	0	0	6	4	2	1.0	0.0	0	0	0	0	0
		(LG: 28)										(LG: 19t)										(LG: 19t)									
NFL CAREER		47	35	12	1.0	4.0	2	44	0	0	0	40	36	4	0.0	0.0	0	0	0	0	0	89	70	19	5.0	25.0	1	19	1	1	2
		(LG: 28)										(LG: 19t)										(LG: 19t)									
w/BUFFALO		7	5	2	0.0	0.0	2	44	0	0	0	40	36	4	0.0	0.0	0	0	0	0	0	89	70	19	5.0	25.0	1	19	1	1	2
		(LG: 28)										(LG: 19t)										(LG: 19t)									

2015 GAME-BY-GAME DEFENSIVE STATS (DEF. BACKS cont.)

Shaded rows indicates games started

		39 MARIO BUTLER									
Date	Game	TT	UT	AT	Sacks	Yds	Int	Yds	TD	FF	FR
S 13	v IND	0	0	0							
S 20	v NE										
S 27	@ MIA										
O 4	v NYG										
O 11	@ TEN										
O 18	v CIN										
O 25	@ JAX										
N 8	v MIA										
N 12	@ NYJ										
N 23	@ NE										
N 29	@ KC										
D 6	v HOU										
D 13	@ PHI										
D 20	@ WAS										
D 27	v DAL										
J 3	v NYJ										
2015 TOTALS		0	0	0	0.0	0.0	0	0	0	0	0
NFL CAREER		0	0	0	0.0	0.0	0	0	0	0	0
w/BUFFALO		0	0	0	0.0	0.0	0	0	0	0	0

2015 GAME-BY-GAME DEFENSIVE STATS (LINEBACKERS)

Shaded rows indicates games started

		50 TONY STEWARD										52 PRESTON BROWN										53 NIGEL BRADHAM										
Date	Game	TT	UT	AT	Sacks	Yds	Int	Yds	TD	FF	FR	TT	UT	AT	Sacks	Yds	Int	Yds	TD	FF	FR	TT	UT	AT	Sacks	Yds	Int	Yds	TD	FF	FR	
S 13	v IND	--- INACTIVE ---										6	2	4									8	7	1	1.0	3.0					
S 20	v NE																															
S 27	@ MIA																															
O 4	v NYG																															
O 11	@ TEN																															
O 18	v CIN																															
O 25	@ JAX																															
N 8	v MIA																															
N 12	@ NYJ																															
N 23	@ NE																															
N 29	@ KC																															
D 6	v HOU																															
D 13	@ PHI																															
D 20	@ WAS																															
D 27	v DAL																															
J 3	v NYJ																															
2015 TOTALS		0	0	0	0.0	0.0	0	0	0	0	0	6	2	4	0.0	0.0	0	0	0	0	0	8	7	1	1.0	3.0	0	0	0	0	0	
NFL CAREER		0	0	0	0.0	0.0	0	0	0	0	0	114	67	47	0.0	0.0	1	0	0	0	1	193	119	74	3.5	11.0	1	0	0	2	1	
w/BUFFALO		0	0	0	0.0	0.0	0	0	0	0	0	114	67	47	0.0	0.0	1	0	0	0	1	193	119	74	3.5	11.0	1	0	0	2	1	
												(LG: 0)										(LG: 0)										

		58 RANDELL JOHNSON										59 AJ TARPLEY										91 MANNY LAWSON									
Date	Game	TT	UT	AT	Sacks	Yds	Int	Yds	TD	FF	FR	TT	UT	AT	Sacks	Yds	Int	Yds	TD	FF	FR	TT	UT	AT	Sacks	Yds	Int	Yds	TD	FF	FR
S 13	v IND	0	0	0								0	0	0								1	1	0							
S 20	v NE																														
S 27	@ MIA																														
O 4	v NYG																														
O 11	@ TEN																														
O 18	v CIN																														
O 25	@ JAX																														
N 8	v MIA																														
N 12	@ NYJ																														
N 23	@ NE																														
N 29	@ KC																														
D 6	v HOU																														
D 13	@ PHI																														
D 20	@ WAS																														
D 27	v DAL																														
J 3	v NYJ																														
2015 TOTALS		0	0	0	0.0	0.0	0	0	0	0	0	0	0	0	0.0	0.0	0	0	0	0	0	1	1	0	0.0	0.0	0	0	0	0	0
NFL CAREER		0	0	0	0.0	0.0	0	0	0	0	0	0	0	0	0.0	0.0	0	0	0	0	0	408	304	104	23.5	144.5	3	0	0	8	6
w/BUFFALO		0	0	0	0.0	0.0	0	0	0	0	0	0	0	0	0.0	0.0	0	0	0	0	0	17	15	2	1.5	12.5	0	0	0	0	0
												(LG: 0)										(LG: 0)									

2015 GAME-BY-GAME DEFENSIVE STATS (DEFENSIVE LINE)

Shaded rows indicates games started

Date		55 JERRY HUGHES										93 ANDRE FLUELLEN										94 MARIO WILLIAMS									
Game		TT	UT	AT	Sacks	Yds	Int	Yds	TD	FF	FR	TT	UT	AT	Sacks	Yds	Int	Yds	TD	FF	FR	TT	UT	AT	Sacks	Yds	Int	Yds	TD	FF	FR
S 13	v IND	4	3	1																		0	0	0							
S 20	v NE																														
S 27	@ MIA																														
O 4	v NYG																														
O 11	@ TEN																														
O 18	v CIN																														
O 25	@ JAX																														
N 8	v MIA																														
N 12	@ NYJ																														
N 23	@ NE																														
N 29	@ KC																														
D 6	v HOU																														
D 13	@ PHI																														
D 20	@ WAS																														
D 27	v DAL																														
J 3	v NYJ																														
2015 TOTALS		4	3	1	0.0	0.0	0	0	0	0	0	0	0	0	0	0.0	0.0	0	0	0	0	0	0	0	0	0.0	0.0	0	0	0	0
NFL CAREER		149	102	47	25.0	152.5	0	0	0	5	1	0	0	0	0.0	0.0	0	0	0	0	0	367	293	74	91.0	523.5	0	0	0	16	5
w/BUFFALO		100	69	31	20.0	129.5	0	0	0	5	1	0	0	0	0.0	0.0	0	0	0	0	0	126	101	25	38.0	203.0	0	0	0	5	2

		95 KYLE WILLIAMS										96 STEFAN CHARLES										97 CORBIN BRYANT										
Date	Game	TT	UT	AT	Sacks	Yds	Int	Yds	TD	FF	FR	TT	UT	AT	Sacks	Yds	Int	Yds	TD	FF	FR	TT	UT	AT	Sacks	Yds	Int	Yds	TD	FF	FR	
\$ 13	v IND	2	0	2								2	2	0								5	3	2								
\$ 20	v NE																															
\$ 27	@ MIA																															
O 4	v NYG																															
O 11	@ TEN																															
O 18	v CIN																															
O 25	@ JAX																															
N 8	v MIA																															
N 12	@ NYJ																															
N 23	@ NE																															
N 29	@ KC																															
D 6	v HOU																															
D 13	@ PHI																															
D 20	@ WAS																															
D 27	v DAL																															
J 3	v NYJ																															
2015 TOTALS		2	0	2	0.0	0.0	0	0	0	0	0	2	2	0	0.0	0.0	0	0	0	0	0	5	3	2	0.0	0.0	0	0	0	0	0	
NFL CAREER		548	335	213	34.5	218.5	1	2	0	3	4	37	22	15	4.0	32.0	0	0	0	0	1	1	33	17	16	2.5	13.0	0	0	0	1	0
		(LG: 2)																														
w/BUFFALO		548	335	213	34.5	218.5	1	2	0	3	4	37	22	15	4.0	32.0	0	0	0	0	1	1	33	17	16	2.5	13.0	0	0	0	1	0
		(LG: 2)																														

Date		Game		98 ALEX CARRINGTON										99 MARCELL DAREUS									
		TT	UT	AT	Sacks	Yds	Int	Yds	TD	FF	FR			TT	UT	AT	Sacks	Yds	Int	Yds	TD	FF	FR
S 13		v	IND	0	0	0								--- NFL SUSPENSION ---									
S 20		v	NE																				
S 27		@	MIA																				
O 4		v	NYG																				
O 11		@	TEN																				
O 18		v	CIN																				
O 25		@	JAX																				
N 8		v	MIA																				
N 12		@	NYJ																				
N 23		@	NE																				
N 29		@	KC																				
D 6		v	HOU																				
D 13		@	PHI																				
D 20		@	WAS																				
D 27		v	DAL																				
J 3		v	NYJ																				
2015 TOTALS		0	0	0	0.0	0.0	0	0	0	0	0	0		0	0	0	0.0	0.0	0	0	0	0	0
NFL CAREER				54	34	20	4.0	17.0	0	0	0	1	0	201	139	62	28.5	182.5	0	0	0	2	2
w/BUFFALO				53	37	26	4.0	17.0	0	0	0	1	0	201	139	62	28.5	182.5	0	0	0	2	2

2015 BIG PLAYS

BILLS BIG PLAYS

◀ or ▶ Indicates plays on same drive

Date	Game
S 13	v IND

BILLS 10+ YARD RUSHES			
Gain, Player	Qtr.		Drive Result
31, Taylor	2	◀	TD-R
26t, Ka.Williams	2	◀	TD-R
14, Ka.Williams	4		Punt
16, McCoy	4		Punt
4 10+ yard rushes			

BILLS 20+ YARD PASSES			
Gain, Player	Qtr.		Drive Result
20, Taylor-McCoy	1		Punt
51t, Taylor-Harvin	1		TD-P
26, Taylor-Clay	2		FG
22, Taylor-McCoy	3		TD-R
4 20+ yard passes			

OPPONENTS BIG PLAYS

◀ or ▶ Indicates plays on same drive

Date	Game
S 13	v IND

OPPONENTS 10+ YARD RUSHES			
Gain, Player	Qtr.		Drive Result
11, Luck	4	◀	TD-P
1 10+ yard rushes			

OPPONENTS 20+ YARD PASSES			
Gain, Player	Qtr.		Drive Result
30, Luck-Hilton	1		INT
29, Luck-Dorsett	4	◀	TD-P
2 20+ yard passes			

2015 GOAL TO GO

OFFENSE						DEFENSE					
Date	Opponent	#	Qtr.	Result	(pts)	Date	Opponent	#	Qtr.	Result	(pts)
9/13	IND	1	3	TD	(7)	9/13	IND	1	3	TD	(7)
						9/13	IND	2	4	TD	(7)

2015 Breakdown:	1 times inside 1 touchdowns 0 Field Goals	2015 Breakdown:	2 times inside 2 touchdowns 0 Field Goals
Scoring Percentage:	100% (1 of 1)	Scoring Percentage:	100% (2 of 2)
Failed to Score:	----	Failed to Score:	----
TD Percentage:	100% (1 of 1)	TD Percentage:	100% (2 of 2)
FG Percentage:	----	FG Percentage:	----

2015 INSIDE THE 20

OFFENSE						DEFENSE					
Date	Opponent	#	Qtr.	Result	(pts)	Date	Opponent	#	Qtr.	Result	(pts)
9/13	IND	1	3	TD	(7)	9/13	IND	1	3	TD	(7)
						9/13	IND	2	4	TD	(7)

2015 Breakdown:	1 times inside 1 touchdowns 0 field goals	2015 Breakdown:	2 times inside 2 touchdowns 0 field goals
Scoring Percentage:	100% (1 of 1)	Scoring Percentage:	100% (2 of 2)
Failed to Score:	---	Failed to Score:	----
TD Percentage:	100% (1 of 1)	TD Percentage:	100% (2 of 2)
FG Percentage:	---	FG Percentage:	----

THE LAST TIME...

PUNT RETURNED FOR A TD

By Bills: Marcus Thigpen vs. Green Bay Packers 12/14/14 (75 yards)
By Opponent: Travis Benjamin at Cleveland Browns, 10/3/13 (79 yards)

KICKOFF RETURNED FOR A TD

By Bills: CJ Spiller vs. Miami Dolphins 9/14/14 (102+ yards)
By Opponent: Marcus Thigpen vs. Miami Dolphins, 11/15/12 (96 yards)

INTERCEPTION RETURNED FOR A TD

By Bills: Da'Norris Searcy (32 yards) vs. New York Jets, 11/17/13
By Opponent: Rashean Mathis (41 yards) at Detroit Lions, 10/5/14

AT LEAST TWO INTERCEPTIONS IN A GAME

By Bills: Bacarri Rambo (2) vs. Green Bay Packers, 12/14/14
By Opponent: Lavonte David (2) at Tampa Bay Buccaneers, 12/8/13

FUMBLE RETURNED FOR A TD

By Bills: Jerry Hughes vs. Cleveland Browns (18 yards), 11/30/14
By Opponent: Shaun Ellis at New York Jets (11 yards), 12/14/08

PUNT BLOCKED

By Bills: Boobie Dixon vs. New York Jets 11/24/14
By Opponent: Chris Clemons at Miami Dolphins, 11/20/11

PUNT BLOCK RETURNED FOR A TD

By Bills: Boobie Dixon vs. New York Jets 11/24/14 (in end zone – Recovered in end zone by LB Manny Lawson)
By Opponent: Lex Hilliard at Miami Dolphins, 11/20/11 (in end zone – Chris Clemons blocked P Brian Moorman's punt)

FIELD GOAL BLOCKED

By Bills: Mario Williams vs. Green Bay Packers, 12/14/14
By Opponent: Joe Haden vs. Cleveland Browns, 11/30/14

FIELD GOAL BLOCK RETURNED FOR TD

By Bills: Cornelius Bennett vs. Denver Broncos, 9/30/90 (80 yards after Nate Odomes blocked David Treadwell's att.)
By Opponent: Lemar Parrish, Cincinnati Bengals, 11/8/70 (83 yards after Ken Riley blocked Grant Guthrie's att.)

EXTRA POINT BLOCKED

By Bills: Alex Carrington at San Diego Chargers, 12/11/11
By Opponent: Israel Idonije, vs. Chicago Bears, 11/7/10

EXTRA POINT MISSED/FAILED

By Bills: Missed – Jake Ariens vs. Miami Dolphins, 11/25/02 (wide right)
Failed- Dan Carpenter at New York Jets, 10/26/14 (hit left upright)
By Opponent: Missed- Doug Brien at Minnesota Vikings, 9/15/02 (2 times, both wide left)
Failed- Pete Stoyanovich vs. Miami Dolphins, 9/26/93 (bobbled snap)

TWO POINT CONVERSION ATTEMPTED and SUCCESSFUL

By Bills: Kyle Orton pass to Robert Woods vs. New England Patriots, 10/12/14
By Opponent: Andrew Luck pass to C. Fleener vs. Indianapolis Colts, 9/13/15

TWO POINT CONVERSION FAILED

By Bills: Rian Lindell pass incomplete vs. St. Louis Rams, 12/9/12
By Opponent: Andrew Luck pass to Andre Johnson incomplete vs. Indianapolis Colts, 9/13/15

SAFETY RECORDED

By Bills: E. Lacy tackled in end zone for a team safety vs. Green Bay Packers, 12/14/14
By Opponent: Kyle Orton receives intentional grounding penalty in end zone at Miami Dolphins, 11/13/2014

100 YARD INDIVIDUAL RUSHING GAME

By Bills: C.J. Spiller (105 yards) at New England Patriots, 12/29/13
By Opponent: Jerick McKinnon (103 yards) vs. Minnesota Vikings, 10/19/14

THE LAST TIME...

200 YARD INDIVIDUAL RUSHING GAME

By Bills: Fred Jackson (212 yards) vs. Indianapolis Colts, 1/3/10
By Opponent: Reggie Bush (203 yards) vs. Miami Dolphins, 12/18/11

TWO 100 YARD RUSHERS IN THE SAME GAME

By Bills: Fred Jackson (115 yards) and Marshawn Lynch (107 yards) vs. Miami Dolphins, 12/9/07
By Opponent: Stevan Ridley (106 yards) and Brandon Bolden (137 yards) vs. New England Patriots, 9/30/12

100 YARD INDIVIDUAL RECEIVING GAME

By Bills: Sammy Watkins (127 yards) at Denver Broncos, 12/7/14
By Opponent: Golden Tate (134 yards) at Detroit Lions, 10/5/14

200 YARD INDIVIDUAL RECEIVING GAME

By Bills: Lee Evans (265 yards) at Houston Texans, 11/19/06
By Opponent: Wes Welker (217 yards) vs. New England Patriots, 9/25/11

TWO 100 YARD RECEIVERS IN THE SAME GAME

By Bills: Steve Johnson (158 yards) and Lee Evans (105 yards) at Baltimore Ravens, 10/24/10
By Opponent: Santonio Holmes (154 yards) and Stephen Hill (108 yards) at New York Jets, 9/22/13

300+ YARD INDIVIDUAL PASSING GAME

By Bills: Kyle Orton (329) at Oakland Raiders, 12/21/14
By Opponent: Tom Brady (361) vs. New England Patriots, 10/12/14

FIVE TOUCHDOWNS RUSHING

By Bills: Cookie Gilchrist vs. New York Titans, 12/8/63
By Opponent: Never accomplished

AT LEAST FOUR TOUCHDOWNS RUSHING

By Bills: Willis McGahee at Seattle Seahawks, 11/28/04
By Opponent: Clarence Williams at San Diego Chargers, 9/16/79

AT LEAST THREE TOUCHDOWNS RUSHING

By Bills: Willis McGahee at Seattle Seahawks, 11/28/04
By Opponent: C.J. Anderson (3) at Denver Broncos, 12/7/14

AT LEAST TWO TOUCHDOWNS RUSHING

By Bills: Fred Jackson (2) at Cleveland Browns, 10/3/13
By Opponents: C.J. Anderson (3) at Denver Broncos, 12/7/14

FOUR TD RECEPTIONS

By Bills: Don Beebe vs. Pittsburgh Steelers, 9/8/91
By Opponents: Randy Moss vs. New England Patriots, 11/18/07

AT LEAST THREE TD RECEPTIONS

By Bills: Steve Johnson at Cincinnati Bengals, 11/21/10
By Opponents: Marvin Harrison at Indianapolis Colts, 9/23/01

AT LEAST TWO TD RECEPTIONS

By Bills: Sammy Watkins (2) vs. Minnesota Vikings, 10/19/14
By Opponents: Brandon LaFell (2) vs. New England Patriots, 10/12/14

SIX TD PASSES

By Bills: Jim Kelly vs. Pittsburgh Steelers, 9/8/91
By Opponents: Daryle Lamonica at Oakland Raiders, 10/19/69

AT LEAST FIVE TD PASSES

By Bills: Jim Kelly vs. Cincinnati Bengals, 10/21/91
By Opponent: Drew Brees at New Orleans Saints, 10/27/13

THE LAST TIME...

AT LEAST FOUR TD PASSES

By Bills: Kyle Orton (4) at New York Jets, 10/26/14

By Opponent: Tom Brady (4) vs. New England Patriots, 10/12/14

AT LEAST THREE TD PASSES

By Bills: Kyle Orton (3) at Oakland Raiders, 12/21/14

By Opponents: Tom Brady (4) vs. New England Patriots, 10/12/14

AT LEAST THREE SACKS

By Bills: (3.5) Mario Williams at Miami Dolphins, 11/13/14

By Opponent: (3.0) Everson Griffen vs. Minnesota Vikings, 10/19/14

LAST OVERTIME GAME

By Bills: 9/7/14 at Chicago Bears (23-20) W

WON IN OVERTIME

By Bills: 9/7/14 at Chicago Bears (23-20)

By Opponent: 12/1/13 vs. Atlanta Falcons (31-34)

SHUTOUT RECORDED

By Bills: 12/22/13 vs. Miami Dolphins (19-0)

By Opponent: 12/28/08 vs. New England Patriots (13-0)

AT LEAST 200-YARDS RUSHING

By Bills: 203 vs. Miami Dolphins, 12/22/13

By Opponent: 267 at New England Patriots, 12/29/13

AT LEAST 300-YARDS RUSHING

By Bills: 315 vs. Atlanta Falcons, 11/22/92

By Opponent: 311 at San Francisco, 10/7/12

AT LEAST 400 NET YARDS PASSING

By Bills: 437 at Minnesota Vikings, 9/15/02

By Opponent: 422 at Atlanta Falcons, 12/23/01

AT LEAST 300 NET YARDS PASSING

By Bills: 308 at Oakland Raiders, 12/21/14

By Opponent: 346 vs. New England Patriots, 10/12/14

AT LEAST 500 TOTAL YARDS

By Bills: 514 at Baltimore Ravens, 10/24/10

By Opponent: 513 at New York Jets, 9/22/13

AT LEAST 400 TOTAL YARDS

By Bills: 415 at Denver Broncos, 12/7/14

By Opponent: 423 vs. Atlanta Falcons, 12/1/13

50 OR MORE POINTS

By Bills: 54 at Kansas City Chiefs, 11/23/08

By Opponent: 52 vs. New England Patriots, 9/30/12

40 OR MORE POINTS

By Bills: 43 at New York Jets, 10/26/14

By Opponent: 45 at San Francisco, 10/7/12

SCORED A TOUCHDOWN ON OFFENSE, DEFENSE AND SPECIAL TEAMS

By Bills: at Denver Broncos, 12/24/11 (C. Spiller rushing TD, J. Byrd interception return, L. McKelvin punt return)

By Opponent: at Cleveland Browns 10/3/13 (Josh Gordon receiving TD, T.J. Ward interception return, Travis Benjamin punt return TD)

2015 TURNOVER ANALYSIS

OFFENSIVE TURNOVERS					
Date	Opponent	Turnover	Yardline	Qtr.	Result (Pts.)

DEFENSIVE TURNOVERS					
Date	Opponent	Turnover	Yardline	Qtr.	Result (Pts.)
9/13	IND	Interception	BUF 32	1	TD (7)
9/13	IND	Interception	IND 43	4	E.O.G (0)

SPECIAL TEAMS TURNOVERS					
Date	Opponent	Turnover	Yardline	Qtr.	Result (Pts.)
9/13	IND	Fumble	IND 26	4	FG (3)

MISCELLANEOUS TURONVERS		
Date	Opponent	Explanation

2015 ETCs

1-0 Regular Season Record
 0-0 In AFC East Games
 0-0 In AFC North Games
 1-0 In AFC South Games
 0-0 In AFC West Games
 0-0 In NFC Games

1-0 At Home
 0-0 On the Road
 1-0 Outdoors
 0-0 In Domed Stadiums
 0-0 On Grass

0-0 In 3-point or less Games
 0-0 When Won Coin Toss
 1-0 When Lost Coin Toss
 1-0 When Scored First
 0-0 When Opp. Scored First
 0-0 In overtime games

1-0 When Yielding 20 Points or Less

1-0 When Scoring 21 Points or More

1-0 When Led at Halftime
 0-0 When Trailing at Halftime
 0-0 When Tied at Halftime

1-0 When Led at the End of 3rd Quarter
 0-0 When Trailing at the End of 3rd Quarter
 0-0 When Tied at the End of 3rd Quarter

0-0 When Buffalo has 100-Yard Rusher

0-0 When Opp. has 100-Yard Rusher

0-0 When Buffalo has 100-Yard Receiver

0-0 When Opp. has 100-Yard Receiver

0-0 When Buffalo has 300-Yard Passer

0-0 When Opp. has 300-Yard Passer

2013 INSTANT REPLAY

Buffalo has challenged 1 plays this season under the NFL's replay system.

Date	Opp.	Explanation	Result
9/31	IND.	Buffalo challenged receiver caught the ball inbounds	Overturned

REGULAR SEASON WEEK 1 – Bills 21, Patriots 23
September 8, 2013 – Ralph Wilson Stadium – 65,519

The Buffalo Bills won their first game with new Head Coach Rex Ryan, and new starting quarterback Tyrod Taylor as they defeated the Indianapolis Colts by a score of 27-14. The Bills won their home opener at Ralph Wilson stadium and move to 1-0 on the season.

The team was led by a phenomenal performance by Tyrod Taylor as he passed for 195 yards and one touchdown turning in a 123.8 quarterback rating. His play was highlighted by a 51-yard touchdown pass to Percy Harvin to open the scoring as time expired at the end of the first quarter.

On the ground the Bills were just as dominant as the team turned in 147 yards on the ground. Rookie Karlos Williams scored a 26 yard touchdown on his first carry as a Bill to put the team up 17-0 going into the second half. The Bills weren't done on the ground yet as Boobie Dixon jumped over the line to pound home a one yard run to cap off the Bills scoring drive to open the second half and increase their lead to 24-0.

On the other side of the football the Bills were led by starting linebacker Nigel Bradham who would lead the team in tackles, sacks, and quarterback hits. The Bills defense capitalized on turnovers forcing two interceptions and recovering a muffed punt. Ronald Darby got his first interception as a Buffalo Bill and recorded two pass-defensed on the day.

Andrew Luck attempted to lead a second half comeback, but the Bills defense was too much as Aaron Williams picked Luck off in the Colts final drive. Luck finished the day 26-49 with 243 yards, two touchdowns, and two inceptions. The Colts could not capitalize on the Bills mental mistakes they made as they had 11 penalties in the game for 113 yards.

The Bills stay at home for the second week in a row as the New England Patriots come to the Ralph as the Bills look to move to 2-0 on the season.

TEAM	1	2	3	4	Final
COLTS	0	0	8	6	14
BILLS	7	10	7	3	27

TEAM	QTR.	TIME	SCORING PLAY	DRIVE	SCORE
BUF	1	0:00	P. Harvin 51 yd. pass from T. Taylor (D. Carpenter kick)	5-68,2:39	7-0
BUF	2	7:49	D. Carpenter 41 yd. Field Goal	7-43, 3:22	10-0
BUF	2	0:20	Ka. Williams 26 yd. run (D. Carpenter kick)	5-58, 2:22	17-0
BUF	3	9:34	B. Dixon 1 yd. run (D. Carpenter kick)	11-80, 5:26	24-0
IND	3	0:54	D. Moncrief 2 yd. pass from A. Luck (A. Luck-C.Fleener pass)	18-65, 8:40	24-8
BUF	4	8:14	D. Carpenter 45 yd. Field Goal	4- -1, 1:30	27-8
IND	4	5:56	D. Allen 6 yd. pass from A. Luck (pass failed)	9-80, 2:18	27-14

	IND	BUF
First Downs	23	15
Rushes-Yards	17-64	36-147
Net Passing Yards	240	195
Total Net Yards	304	342
Passing (A-C-I)	49-26-2	19-14-0
Sacked by Opp.	2-3	0-0
Punts-Average	4-44.3	5-50/4
Fumbles-Lost	2-1	2-0
Penalties	5-49	11-113
Time of Poss.	29:04	30:56

RUSHING
COLTS: F. Gore 8-31; A. Luck 4-20; J. Robinson 4-11; T. Varga 1-2
BILLS: Ka. Williams 6-55; L. McCoy 17-41; T. Taylor 9-41; P. Harvin 1-9; A. Dixon 3-1

PASSING
COLTS: A. Luck 26-49, 243 yards, 2 TD, 2 INT
BILLS: T. Taylor 14-19, 195, 1 TD

RECEIVING
COLTS: T. Hilton 7-88; D. Moncrief 6-46 1TD ; A. Johnson 4-24; D. Allen 3-17 1 TD; P. Dorsett 2-45; F. Gore 2-0; T. Varga 1-18; C. Fleener 1-5
BILLS: 5-79 1 TD; C. Clay 4-43; L. McCoy; 3-46; R. Woods 2-27

2015 PLAYER PARTICIPATION

	GP/GS	IND	NE	@MIA	NYG	@TEN	CIN	@JAC	MIA	@NYJ	@NE	@KC	HOU	@PHI	@WAS	DAL	NYJ
Bradham, Nigel	1/1																
Brooks, Ron	1/0																
Brown, Bryce	0/0																
Brown, Preston	1/1																
Bryant, Corbin	1/1																
Butler, Mario	1/0																
Carpenter, Dan	1/0																
Carrington, Alex	1/0																
Cassel, Matt	1/1																
Chandler, Tyson	0/0																
Charles, Stefan	1/0																
Clay, Charles	1/1																
Darby, Ronald	1/1																
Dareus, Marcell	0/0																
Dixon, Boobie	1/0																
Easley, Marcus	1/0																
Enemkpali, IK	0/0																
Felton, Jerome	1/0																
Fluellen, Andre	0/0																
Gay, Jordan	1/0																
Gilmore, Stephon	1/1																
Glenn, Cordy	1/1																
Goodwin, Marquise	0/0																
Gragg, Chris	0/0																
Graham, Corey	1/1																
Gray, MarQueis	1/0																
Harvin, Percy	1/1																
Henderson, Seantrel	1/1																
Hogan, Chris	1/0																
Hughes, Jerry	1/1																
Ikard, Gabe	0/0																
Incognito, Richie	1/1																
Johnson, Randell	1/0																
Kouandjio, Cyrus	1/0																
Lawson, Manny	1/1																
Lewis, Dezmin	0/0																
Manuel, EJ	0/0																
Martin, Chris	0/0																
McCoy, LeSean	1/1																
McKelvin, Leodis	0/0																
Meeks, Jonathan	0/0																
Miller, John	1/1																
Mulligan, Matthew	1/0																
Noel, Merrill	0/0																
Powell, Ty	0/0																
Rambo, Bacarri	1/0																
Reddick, Kevin	0/0																
Richardson, Cyril	0/0																
Robey, Nickell	1/0																
Sanborn, Garrison	1/0																
Schmidt, Colton	1/0																
Steward, Tony	0/0																
Tarpley, AJ	1/0																
Taylor, Tyrod	1/1																
Thigpen, Marcus	1/0																
Thomas, Cam	0/0																
Thompson, Deonte	0/0																
Urbik, Kraig	0/0																
Watkins, Jaylen	0/0																
Watkins, Sammy	1/1																
Williams, Aaron	1/1																
Williams, Duke	1/0																
Williams, Karlos	1/0																
Williams, Kyle	1/1																
Williams, Mario	1/1																
Wood, Cierre	0/0																
Wood, Eric	1/1																
Woods, Robert	1/0																
Wynn, Jarius	0/0																

LEGEND:

P - Played

DNP - Did Not Play

IR - Injured Reserve

DNR - Did Not Report

PS - Practice Squad

IL - Inactive List

R - Reserve

PSI - Practice Squad Injured

SUS-Suspended

BUFFALO BILLS / WEEK 1 / THROUGH MONDAY, SEPTEMBER 14, 2015

WON 1, LOST 0				* RUSHING				No.		Yds	Avg		Long	TD
09/13	W 27-14	Indianapolis	70,319	Ka. Williams	6	55	9.2	26t	1					
09/20		New England		McCoy	17	41	2.4	16	0					
09/27		at Miami		Taylor	9	41	4.6	31	0					
10/04		New York Giants		Harvin	1	9	9.0	9	0					
10/11		at Tennessee		Dixon	3	1	0.3	4	1					
10/18		Cincinnati		TEAM	36	147	4.1	31	2					
10/25		at Jacksonville		OPPONENTS	17	64	3.8	11	0					
11/08		Miami		* RECEIVING	No.	Yds	Avg	Long	TD					
11/12		at New York Jets		Harvin	5	79	15.8	51t	1					
11/23		at New England		Clay	4	43	10.8	27	0					
11/29		at Kansas City		McCoy	3	46	15.3	22	0					
12/06		Houston		Woods	2	27	13.5	15	0					
12/13		at Philadelphia		TEAM	14	195	13.9	51t	1					
12/20		at Washington		OPPONENTS	26	243	9.3	30	2					
12/27		Dallas		* INTERCEPTIONS	No.	Yds	Avg	Long	TD					
01/03		New York Jets		Darby	1	27	27.0	27	0					
		Buff.	Opp.	A. Williams	1	26	26.0	26	0					
TOTAL FIRST DOWNS				15	23	TEAM	2	53	26.5	27	0			
Rushing				7	5	OPPONENTS	0	0	---	---	0			
Passing				7	16	* PUNTING	No.	Yds	Avg	Net	TB	In	Lg	B
Penalty				1	2	Schmidt	5	252	50.4	46.2	1	2	63	0
3rd Down: Made/Att				5/13	8/15	TEAM	5	252	50.4	46.2	1	2	63	0
3rd Down Pct.				38.5	53.3	OPPONENTS	4	177	44.3	42.8	0	0	48	0
4th Down: Made/Att				0/0	1/2	* PUNT RETURNS	Ret	FC	Yds	Avg	Long	TD		
4th Down Pct.				0.0	50.0	Thigpen	1	2	6	6.0	6	0		
POSSESSION AVG.				30:56	29:04	TEAM	1	2	6	6.0	6	0		
TOTAL NET YARDS				342	304	OPPONENTS	2	2	1	0.5	1	0		
Avg. Per Game				342.0	304.0	* KICKOFF RETURNS	No.	Yds	Avg	Long	TD			
Total Plays				55	68	Thigpen	1	0	0.0	0	0			
Avg. Per Play				6.2	4.5	TEAM	1	0	0.0	0	0			
NET YARDS RUSHING				147	64	OPPONENTS	3	58	19.3	30	0			
Avg. Per Game				147.0	64.0	* FIELD GOALS	1-19	20-29	30-39	40-49	50+			
Total Rushes				36	17	Carpenter	0/ 0	0/ 0	0/ 0	2/ 2	0/0			
NET YARDS PASSING				195	240	TEAM	0/ 0	0/ 0	0/ 0	2/ 2	0/0			
Avg. Per Game				195.0	240.0	OPPONENTS	0/ 0	0/ 0	0/ 0	0/ 0	0/1			
Sacked/Yards Lost				0/0	2/3	Carpenter: (41G,45G)								
Gross Yards				195	243	OPP: (52N)								
Att./Completions				19/14	49/26									
Completion Pct.				73.7	53.1									
Had Intercepted				0	2									
PUNTS/AVERAGE				5/50.4	4/44.3									
NET PUNTING AVG.				5/46.2	4/42.8									
PENALTIES/YARDS				11/113	5/49									
FUMBLES/BALL LOST				2/0	2/1									
TOUCHDOWNS				3	2									
Rushing				2	0									
Passing				1	2									
Returns				0	0									
* SCORE BY PERIODS				Q1	Q2	Q3	Q4	OT	PTS					
TEAM				7	10	7	3	0	27					
OPPONENTS				0	0	8	6	0	14					
* SCORING				TD-Ru-Pa-Rt	K-PAT	FG	S	PTS						
Carpenter				0	0	0	0	3/ 3	2/ 2	0	9			
Dixon				1	1	0	0			0	6			
Harvin				1	0	1	0			0	6			
Ka. Williams				1	1	0	0			0	6			
TEAM				3	2	1	0	3/ 3	2/ 2	0	27			
OPPONENTS				2	0	2	0	0/ 0	0/ 1	0	14			
2-Pt Conv: TM 0-0, OPP 1-2														
SACKS: Bradham 1, Robey 1, TM 2														
FUM/LOST: Clay 1/0, Taylor 1/0														

[illegible]

WEEK 1 / THROUGH MONDAY, SEPTEMBER 14, 2015

OFFENSE	Buff.
GAMES (Won-Lost)	1-0
FIRST DOWNS	15
Rushing	7
Passing	7
Penalty	1
YDS GAINED (tot)	342
Avg per Game	342.0
RUSHING (net)	147
Avg per Game	147.0
Rushes	36
Yards per Rush	4.1
PASSING (net)	195
Avg per Game	195.0
Passes Att.	19
Completed	14
Pct Completed	73.7
Yards Gained	195
Sacked	0
Yards Lost	0
Had intercepted	0
Yards Opp Ret	0
Opp TDs on Int	0
PUNTS	5
Avg Yards	50.4
PUNT RETURNS	1
Avg Return	6.0
Returned for TD	0
KICKOFF RETURNS	1
Avg Return	0.0
Returned for TD	0
PENALTIES	11
Yards Penalized	113
FUMBLES BY	2
Fumbles Lost	0
Opp Fumbles	2
Opp Fum Lost	1
POSS. TIME (avg)	30:56
TOUCHDOWNS	3
Rushing	2
Passing	1
Returns	0
EXTRA-PT KICKS	3/3
2-PT CONVERSIONS	0/0
FIELD GOALS/FGA	2/2
POINTS SCORED	27

DEFENSE	Buff.
POINTS ALLOWED	14
OPP FIRST DOWNS	23
Rushing	5
Passing	16
Penalty	2
OPP YARDS GAINED	304
Avg per Game	304.0
OPP RUSHING(net)	64
Avg per Game	64.0
Rushes	17
Yards per Rush	3.8
OPP PASSING(net)	240
Avg per Game	240.0
Passes Att.	49
Completed	26
Pct Completed	53.1
Sacked	2
Yards Lost	3
INTERCEPTED BY	2
Yards Returned	53
Returned for TD	0
OPP PUNT RETURNS	2
Avg return	0.5
OPP KICKOFF RET	3

Avg return	19.3
OPP TOUCHDOWNS	2
Rushing	0
Passing	2
Returns	0

WEEK 1 / THROUGH MONDAY, SEPTEMBER 14, 2015

TEAM RANKINGS

American Football Conference

Offense Defense

Total Rush Pass Total Rush Pass

Buff.	6	2	9	7	2	12
-------	---	---	---	---	---	----

National Football League

Offense Defense

Total Rush Pass Total Rush Pass

Buff.	16	5	18	11	4	21
-------	----	---	----	----	---	----

T = Tied for position

* = League Leader

WEEK 1 / THROUGH MONDAY, SEPTEMBER 14, 2015

AFC / TEAM/OFFENSE RANK

Tm	(A)	(B)	(C)	(D)	(E)	(F)	(G)	(H)	(I)	(J)	(K)	(L)	(M)	(N)	(O)	(P)	(Q)
BUF	6	4	2	7	9	2	1t	1t	14t	10	11t	11	14	6	3	6t	1t

AFC / OPPONENT/DEFENSE RANK

Tm	(A)	(B)	(C)	(D)	(E)	(F)	(G)	(H)	(I)	(J)	(K)	(L)	(M)	(N)	(O)	(P)	(Q)	(R)	(S)
BUF	7	6	2	8	12	4	6	11	13t	14	9t	1	9	8	10	5t	5	4	6

(A) Total Yards per Game
 (B) Yards per Play
 (C) Rushing Yards per Game
 (D) Rushing Yards per Attempt
 (E) Passing Net Yards per Game
 (F) Passing Net Yards per Play
 (G) Passing, Percent Had Intercepted
 (H) Sacks per Pass Play
 (I) First Downs per Game
 (J) Third Down Efficiency
 (K) Fourth Down Efficiency
 (L) Punt Return Average
 (M) Kickoff Return Average
 (N) Gross Punting Average
 (O) Net Punting Average
 (P) Points per Game
 (Q) Field Goal Percentage
 Combined Offense/Defense Rank
 (R) Points per Game Differential
 (S) Net Yards per Game Differential

WEEK 1 / THROUGH MONDAY, SEPTEMBER 14, 2015

WEEK 1 / THROUGH MONDAY, SEPTEMBER 14, 2015

NFL / TEAM/OFFENSE RANK

Tm	(A)	(B)	(C)	(D)	(E)	(F)	(G)	(H)	(I)	(J)	(K)	(L)	(M)	(N)	(O)	(P)	(Q)
BUF	16	8	5	15	18	2	1t	1t	30t	21	20t	21	26	10	6	11t	1t

Team/Offense Rank
 (A) Total Yards per Game
 (B) Yards per Play
 (C) Rushing Yards per Game
 (D) Rushing Yards per Attempt
 (E) Passing Net Yards per Game
 (F) Passing Net Yards per Play
 (G) Passing, Percent Had Intercepted

- (H) Sacks per Pass Play
- (I) First Downs per Game
- (J) Third Down Efficiency
- (K) Fourth Down Efficiency
- (L) Punt Return Average
- (M) Kickoff Return Average
- (N) Gross Punting Average
- (O) Net Punting Average
- (P) Points per Game
- (Q) Field Goal Percentage

WEEK 1 / THROUGH MONDAY, SEPTEMBER 14, 2015

NFL / OPPONENT/DEFENSE RANK

Tm	(A)	(B)	(C)	(D)	(E)	(F)	(G)	(H)	(I)	(J)	(K)	(L)	(M)	(N)	(O)	(P)	(Q)	(R)	(S)
BUF	11	8	4	13	21	6	10	20	23t	25	20t	5	15	11	19	7t	6	5	10

Opponent/Defense Rank

- (A) Total Yards per Game
 - (B) Yards per Play
 - (C) Rushing Yards per Game
 - (D) Rushing Yards per Attempt
 - (E) Passing Net Yards per Game
 - (F) Passing Net Yards per Play
 - (G) Passing, Percent Had Intercepted
 - (H) Sacks per Pass Play
 - (I) First Downs per Game
 - (J) Third Down Efficiency
 - (K) Fourth Down Efficiency
 - (L) Punt Return Average
 - (M) Kickoff Return Average
 - (N) Gross Punting Average
 - (O) Net Punting Average
 - (P) Points per Game
 - (Q) Field Goal Percentage
- Combined Offense/Defense Rank
- (R) Points per Game Differential
 - (S) Net Yards per Game Differential

WEEK 1 / THROUGH MONDAY, SEPTEMBER 14, 2015

AFC / TOTAL OFFENSE

Rank	Team	Total	Rushing	Passing	Total	Rushing	Passing
6)	Buffalo	342	147	195	342.0	147.0	195.0

AFC / TOTAL DEFENSE

7)	Buffalo	304	64	240	304.0	64.0	240.0
----	---------	-----	----	-----	-------	------	-------

WEEK 1 / THROUGH MONDAY, SEPTEMBER 14, 2015

NFL / TOTAL OFFENSE

Rank	Team	Total	Rushing	Passing	Total	Rushing	Passing
16)	Buffalo	342	147	195	342.0	147.0	195.0

NFL / TOTAL DEFENSE

Rank	Team	Total	Rushing	Passing	Total	Rushing	Passing
11)	Buffalo	304	64	240	304.0	64.0	240.0

WEEK 1 / THROUGH MONDAY, SEPTEMBER 14, 2015

AFC / TAKE-AWAYS, GIVE-AWAYS

Rank	Team	TAKE-AWAYS			GIVE-AWAYS			Net
		Int	Fum	Total	Int	Fum	Total	
2)	Buffalo	2	1	3	0	0	0	= +3
	Totals	17	7	24	14	11	25	= -1

NFL / TAKE-AWAYS, GIVE-AWAYS

TAKE-AWAYS	GIVE-AWAYS	Net
------------	------------	-----

Rank	Team	Int	Fum	Total	Int	Fum	Total	Diff
2t)	Buffalo	2	1	3	0	0	0	= +3

WEEK 1 / THROUGH MONDAY, SEPTEMBER 14, 2015

AFC / TEAM/OFFENSE INSIDE THE 20

Rank	Team	Poss	Pts	TD	TD%	FG	Score	Score%
1t)	Buffalo	1	7	1	100.0	0	1	100.0

AFC / OPPONENTS/DEFENSE INSIDE THE 20

11t)	Buffalo	2	14	2	100.0	0	2	100.0
------	---------	---	----	---	-------	---	---	-------

WEEK 1 / THROUGH MONDAY, SEPTEMBER 14, 2015

NFL / TEAM/OFFENSE INSIDE THE 20

Rank	Team	Poss	Pts	TD	TD%	FG	Score	Score%
1t)	Buffalo	1	7	1	100.0	0	1	100.0

NFL / OPPONENTS/DEFENSE INSIDE THE 20

25t)	Buffalo	2	14	2	100.0	0	2	100.0
------	---------	---	----	---	-------	---	---	-------

WEEK 1 / THROUGH MONDAY, SEPTEMBER 14, 2015

AFC / OFFENSE/TEAMS: FIRST DOWNS, THIRD DOWNS, FOURTH DOWNS

Rank	Team	FIRST DOWNS				THIRD DOWNS			FOURTH DOWNS		
		Total	Rush	Pass	Pen	Made	Att	Pct	Made	Att	Pct
14t)	Buffalo	15	7	7	1	5	13	38.5	0	0	---

AFC / DEFENSE/OPPONENTS: FIRST DOWNS, THIRD DOWNS, FOURTH DOWNS

Rank	Team	FIRST DOWNS				THIRD DOWNS			FOURTH DOWNS		
		Total	Rush	Pass	Pen	Made	Att	Pct	Made	Att	Pct
13t)	Buffalo	23	5	16	2	8	15	53.3	1	2	50.0

WEEK 1 / THROUGH MONDAY, SEPTEMBER 14, 2015**NFL / OFFENSE/TEAMS: FIRST DOWNS, THIRD DOWNS, FOURTH DOWNS**

Rank	Team	FIRST DOWNS				THIRD DOWNS			FOURTH DOWNS		
		Total	Rush	Pass	Pen	Made	Att	Pct	Made	Att	Pct
30t)	Buffalo	15	7	7	1	5	13	38.5	0	0	---

NFL / DEFENSE/OPPONENTS: FIRST DOWNS, THIRD DOWNS, FOURTH DOWNS

Rank	Team	FIRST DOWNS				THIRD DOWNS			FOURTH DOWNS		
		Total	Rush	Pass	Pen	Made	Att	Pct	Made	Att	Pct
23t)	Buffalo	23	5	16	2	8	15	53.3	1	2	50.0

WEEK 1 / THROUGH MONDAY, SEPTEMBER 14, 2015**AFC / FIRST-DOWN PLAYS BY TEAMS**

Rank	Team	Yds/Play	Plays	Yards
11)	Buffalo	4.41	22	97

AFC / FIRST-DOWN PLAYS BY OPPONENTS

Rank	Team	Yds/Play	Plays	Yards
11)	Buffalo	5.27	30	158

WEEK 1 / THROUGH MONDAY, SEPTEMBER 14, 2015**NFL / FIRST-DOWN PLAYS BY TEAMS**

Rank	Team	Yds/Play	Plays	Yards
25)	Buffalo	4.41	22	97

NFL / FIRST-DOWN PLAYS BY OPPONENTS

Rank	Team	Yds/Play	Plays	Yards
15)	Buffalo	5.27	30	158

WEEK 1 / THROUGH MONDAY, SEPTEMBER 14, 2015**AFC / KICKOFFS (Receiving Team)**

Rank	Team	TotKO	AdjKO	TB	TB%	EZ	EZ%	OB	I20	Avg.Start
9)	Buffalo	3	3	2	66.7	2	66.7	0	0	20.0

AFC / KICKOFFS (Kicking Team)

Rank	Team	TotKO	AdjKO	TB	TB%	EZ	EZ%	OB	I20	Avg.Start
9)	Buffalo	6	6	3	50.0	6	100.0	0	1	20.7

Note: Average team drive start DOES NOT include onside kicks or kickoffs at the end of a half unless either kickoff is returned for a touchdown. All other kickoffs (returned kickoffs, fair catches, touchback and kickoffs out of bounds) are included. Kickoffs resulting in the kicking team retaining possession are not included.

ADJ KO: Adjusted kickoffs are used to compute the Avg. Team Drive Start.

I20: The number of drives that start inside (not including) the 20 yd line.

WEEK 1 / THROUGH MONDAY, SEPTEMBER 14, 2015**NFL / KICKOFFS (Receiving Team)**

Rank	Team	TotKO	AdjKO	TB	TB%	EZ	EZ%	OB	I20	Avg.Start
18)	Buffalo	3	3	2	66.7	2	66.7	0	0	20.0

Note: Average opponent drive start DOES NOT include onside kicks or kickoffs at the end of a half unless either kickoff is returned for a touchdown. All other kickoffs (returned kickoffs, fair catches, touchback and kickoffs out of

bounds) are included. Kickoffs resulting in the kicking team retaining possession are not included.

ADJ KO: Adjusted kickoffs are used to compute the Avg. Team Drive Start.

I20: The number of drives that start inside (not including) the 20 yd line.

WEEK 1 / THROUGH MONDAY, SEPTEMBER 14, 2015

NFL / KICKOFFS (Kicking Team)

Rank	Team	TotKO	AdjKO	TB	TB%	EZ	EZ%	OB	I20	Avg.Start
17)	Buffalo	6	6	3	50.0	61	100.0	0	1	20.7

Note: Average team drive start DOES NOT include onside kicks or kickoffs at the end of a half unless either kickoff is returned for a touchdown. All other kickoffs (returned kickoffs, fair catches, touchback and kickoffs out of bounds) are included. Kickoffs resulting in the kicking team retaining possession are not included.

ADJ KO: Adjusted kickoffs are used to compute the Avg. Team Drive Start.

I20: The number of drives that start inside (not including) the 20 yd line.

WEEK 1 / THROUGH MONDAY, SEPTEMBER 14, 2015

AFC / SINGLE-GAME HIGHS / PLAYERS

Longest Rush-- 31, Taylor, Buff. vs. Ind., 9/13

WEEK 1 / THROUGH MONDAY, SEPTEMBER 14, 2015

NFL / SINGLE-GAME HIGHS / PLAYERS

Longest Rush-- 31, Taylor, Buff. vs. Ind., 9/13

WEEK 1 / THROUGH MONDAY, SEPTEMBER 14, 2015

AFC / LEADING PASSERS

Player, Team	Att	Comp	Comp	Pct	Yds	Avg	TD	Pct	TD	Long	Int	Pct	Rating
Taylor, Buf.	19	14	73.7	195	10.26	1	5.3	51t	0	0.0	123.8		

AFC / LEADING PASSERS, RANKS

Player, Team	Att	Comp	Comp	Pct	Yds	Avg	TD	Pct	TD	Long	Int	Pct	Rating
Taylor, Buf.	15	14	5	10	2	9t	7	1t	1t	3			

WEEK 1 / THROUGH MONDAY, SEPTEMBER 14, 2015

NFL / LEADING PASSERS

Player, Team	Att	Comp	Comp	Pct	Yds	Avg	TD	Pct	TD	Long	Int	Pct	Rating
Taylor, Buf.	19	14	73.7	195	10.26	1	5.3	51t	0	0.0	123.8		

NFL / LEADING PASSERS, RANKS

Player, Team	Att	Comp	Comp	Pct	Yds	Avg	TD	Pct	TD	Long	Int	Pct	Rating
Taylor, Buf.	31	30	8	22	3	15t	13	1t	1t	4			

WEEK 1 / THROUGH MONDAY, SEPTEMBER 14, 2015

AFC / FOURTH-QUARTER PASSING LEADERS

Rank	Player, Team	Att	Comp	Comp%	Yards	YPA	TD	TD%	Int	Int%	Rating
11)	Taylor, Buf.	4	1	25.0	0	0.00	0	0.0	0	0.0	39.6

NFL / FOURTH-QUARTER PASSING LEADERS

Rank	Player, Team	Att	Comp	Comp%	Yards	YPA	TD	TD%	Int	Int%	Rating
26)	Taylor, Buf.	4	1	25.0	0	0.00	0	0.0	0	0.0	39.6

WEEK 1 / THROUGH MONDAY, SEPTEMBER 14, 2015

AFC / THIRD-DOWN PASSING LEADERS

Rank	Player, Team	Att	Comp	Comp%	Yards	YPA	TD	TD%	Int	Int%	Rating
10)	Taylor, Buf.	5	3	60.0	38	7.60	0	0.0	0	0.0	83.8

NFL / THIRD-DOWN PASSING LEADERS

Rank	Player, Team	Att	Comp	Comp%	Yards	YPA	TD	TD%	Int	Int%	Rating
15)	Taylor, Buf.	5	3	60.0	38	7.60	0	0.0	0	0.0	83.8

WEEK 1 / THROUGH MONDAY, SEPTEMBER 14, 2015

AFC / LEADING RUSHERS

Rank	Player, Team	Att	Yards	Avg	Long	TD
9)	*Ka. Williams, Buf.	6	55	9.2	26t	1
17t)	McCoy, Buf.	17	41	2.4	16	0
17t)	Taylor, Buf. (QB)	9	41	4.6	31	0
37t)	Harvin, Buf. (WR)	1	9	9.0	9	0

WEEK 1 / THROUGH MONDAY, SEPTEMBER 14, 2015

NFL / LEADING RUSHERS

Rank	Player, Team	Att	Yards	Avg	Long	TD
18)	*Ka. Williams, Buf.	6	55	9.2	26t	1
31t)	McCoy, Buf.	17	41	2.4	16	0
31t)	Taylor, Buf. (QB)	9	41	4.6	31	0

WEEK 1 / THROUGH MONDAY, SEPTEMBER 14, 2015

AFC / LEADERS IN RECEPTIONS

Rank	Player, Team	Rec	Yards	Avg	Long	TD
19t)	Harvin, Buf.	5	79	15.8	51t	1
28t)	Clay, Buf. (TE)	4	43	10.8	27	0
41t)	McCoy, Buf. (RB)	3	46	15.3	22	0

WEEK 1 / THROUGH MONDAY, SEPTEMBER 14, 2015

WEEK 1 / THROUGH MONDAY, SEPTEMBER 14, 2015

NFL / LEADERS IN RECEPTIONS

Rank	Player, Team	Rec	Yards	Avg	Long	TD
32t)	Harvin, Buf.	5	79	15.8	51t	1

WEEK 1 / THROUGH MONDAY, SEPTEMBER 14, 2015

AFC / RECEIVING YARDAGE LEADERS

Rank	Player, Team	Yards	Rec	Avg	Long	TD
14)	Harvin, Buf.	79	5	15.8	51t	1
30t)	McCoy, Buf. (RB)	46	3	15.3	22	0
34t)	Clay, Buf. (TE)	43	4	10.8	27	0
45t)	Woods, Buf.	27	2	13.5	15	0

WEEK 1 / THROUGH MONDAY, SEPTEMBER 14, 2015

NFL / RECEIVING YARDAGE LEADERS

Rank	Player, Team	Yards	Rec	Avg	Long	TD
------	--------------	-------	-----	-----	------	----

WEEK 1 / THROUGH MONDAY, SEPTEMBER 14, 2015

AFC / THIRD-DOWN RECEIVING LEADERS

Rank	Player, Team	Rec	Yards	Avg	Long	TD
8t)	Woods, Buf.	2	27	13.5	15	0
23t)	Harvin, Buf.	1	11	11.0	11	0

WEEK 1 / THROUGH MONDAY, SEPTEMBER 14, 2015

WEEK 1 / THROUGH MONDAY, SEPTEMBER 14, 2015

NFL / THIRD-DOWN RECEIVING LEADERS

Rank	Player, Team	Rec	Yards	Avg	Long	TD
13t)	Woods, Buf.	2	27	13.5	15	0

WEEK 1 / THROUGH MONDAY, SEPTEMBER 14, 2015

AFC / LEADING SCORERS, NONKICKERS

Rank	Player, Team	TD	Rush	Rec	Ret	X2	Pts
10t)	Dixon, Buf. (RB)	1	1	0	0	0	6

10t)	Harvin, Buf. (WR)	1	0	1	0	0	6
10t)	*Ka. Williams, Buf. (RB)	1	1	0	0	0	6

WEEK 1 / THROUGH MONDAY, SEPTEMBER 14, 2015

NFL / LEADING SCORERS, NONKICKERS

Rank	Player, Team	TD	Rush	Rec	Ret	X2	Pts
17t)	Dixon, Buf. (RB)	1	1	0	0	0	6
17t)	Harvin, Buf. (WR)	1	0	1	0	0	6
17t)	*Ka. Williams, Buf. (RB)	1	1	0	0	0	6

WEEK 1 / THROUGH MONDAY, SEPTEMBER 14, 2015

AFC / LEADING SCORERS, KICKERS

Rank	Player, Team	PAT	FG	Pct	Long	Pts
2t)	Carpenter, Buf.	3/ 3	2/ 2	1.000	45	9

NFL / LEADING SCORERS, KICKERS

Rank	Player, Team	PAT	FG	Pct	Long	Pts
8t)	Carpenter, Buf.	3/ 3	2/ 2	1.000	45	9

WEEK 1 / THROUGH MONDAY, SEPTEMBER 14, 2015

AFC / TOUCHBACKS ON KICKOFFS

Rank	Player, Team	TB
9t)	Gay, Buf.	3

NFL / TOUCHBACKS ON KICKOFFS

Rank	Player, Team	TB
16t)	Gay, Buf.	3

WEEK 1 / THROUGH MONDAY, SEPTEMBER 14, 2015

AFC / MOST YARDS FROM SCRIMMAGE

Rank	Player, Team	Total			Rushing			Receiving		
		Yards	Att+Rec	Avg	Yards	Att	Avg	Yards	Rec	Avg
15t)	Harvin, Buf. (WR)	88	6	14.7	9	1	9.0	79	5	15.8
18)	McCoy, Buf. (RB)	87	20	4.4	41	17	2.4	46	3	15.3
40t)	*Ka. Williams, Buf. (RB)	55	6	9.2	55	6	9.2	0	0	---
50t)	Clay, Buf. (TE)	43	4	10.8	0	0	---	43	4	10.8

WEEK 1 / THROUGH MONDAY, SEPTEMBER 14, 2015**NFL / MOST YARDS FROM SCRIMMAGE**

Rank	Player, Team	Total			Rushing			Receiving		
		Yards	Att+Rec	Avg	Yards	Att	Avg	Yards	Rec	Avg
28t)	Harvin, Buf. (WR)	88	6	14.7	9	1	9.0	79	5	15.8
31t)	McCoy, Buf. (RB)	87	20	4.4	41	17	2.4	46	3	15.3

WEEK 1 / THROUGH MONDAY, SEPTEMBER 14, 2015**AFC / LEADERS IN FIRST DOWNS**

Rank	Player, Team	Rush	Rec	Tot
19t)	McCoy, Buf. (RB)	2	2	4
48t)	Clay, Buf. (TE)	0	2	2
48t)	Dixon, Buf. (RB)	2	0	2
48t)	Harvin, Buf. (WR)	1	1	2
48t)	Woods, Buf. (WR)	0	2	2

WEEK 1 / THROUGH MONDAY, SEPTEMBER 14, 2015**NFL / LEADERS IN FIRST DOWNS**

Rank	Player, Team	Rush	Rec	Tot
31t)	McCoy, Buf. (RB)	2	2	4

WEEK 1 / THROUGH MONDAY, SEPTEMBER 14, 2015**AFC / LEADING PUNTERS**

Rank	Player, Team	No	Yards	Lg	Avg	TB	Blk	Dwn	OB	Opp Ret In Net			
										Ret	Yds	20	Avg
4)	Schmidt, Buf.	5	252	63	50.4	1	0	0	0	2	1	2	46.2

NFL / LEADING PUNTERS

Rank	Player, Team	No	Yards	Lg	Avg	TB	Blk	Dwn	OB	Opp Ret In Net			
										Ret	Yds	20	Avg
6)	Schmidt, Buf.	5	252	63	50.4	1	0	0	0	2	1	2	46.2

WEEK 1 / THROUGH MONDAY, SEPTEMBER 14, 2015**AFC / LEADING PUNTERS, NET AVERAGE**

Rank	Player, Team	No	Yards	Lg	Avg	TB	Blk	Dwn	OB	Opp Ret In Net			
										Ret	Yds	20	Avg
2)	Schmidt, Buf.	5	252	63	50.4	1	0	0	0	2	1	2	46.2

NFL / LEADING PUNTERS, NET AVERAGE

Rank	Player, Team	No	Yards	Lg	Avg	TB	Blk	Dwn	OB	Opp Ret In Net			
										Ret	Yds	20	Avg
3)	Schmidt, Buf.	5	252	63	50.4	1	0	0	0	2	1	2	46.2

WEEK 1 / THROUGH MONDAY, SEPTEMBER 14, 2015**AFC / LEADERS IN INTERCEPTIONS**

Rank	Player, Team	Int	Yards	Avg	Long	TD
1t)	*Darby, Buf.	1	27	27.0	27	0
1t)	A. Williams, Buf.	1	26	26.0	26	0

NFL / LEADERS IN INTERCEPTIONS

Rank	Player, Team	Int	Yards	Avg	Long	TD
1t)	*Darby, Buf.	1	27	27.0	27	0
1t)	A. Williams, Buf.	1	26	26.0	26	0

WEEK 1 / THROUGH MONDAY, SEPTEMBER 14, 2015**AFC / LEADERS IN SACKS**

Rank	Player, Team	Sacks
5t)	Bradham, Buf. (LB)	1.0
5t)	Robey, Buf. (DB)	1.0

WEEK 1 / THROUGH MONDAY, SEPTEMBER 14, 2015

NFL / LEADERS IN SACKS

Rank	Player, Team	Sacks
10t)	Bradham, Buf. (LB)	1.0
10t)	Robey, Buf. (DB)	1.0

WEEK 1 / THROUGH MONDAY, SEPTEMBER 14, 2015**AFC / FUMBLE RECOVERIES**

Rank	Player, Team	TotRec	OffRec	DefRec
1t)	Clay, Buf.	1	1	0
1t)	R. Johnson, Buf.	1	0	1
1t)	Taylor, Buf.	1	1	0

NFL / FUMBLE RECOVERIES

Rank	Player, Team	TotRec	OffRec	DefRec
2t)	Clay, Buf.	1	1	0
2t)	R. Johnson, Buf.	1	0	1
2t)	Taylor, Buf.	1	1	0

WEEK 1 / THROUGH MONDAY, SEPTEMBER 14, 2015**AFC / OFFENSIVE FUMBLE RECOVERIES**

Rank	Player, Team	Ret	Yards	Avg	Long	TD
1t)	Clay, Buf.	1	0	0.0	0	0
1t)	Taylor, Buf.	1	0	0.0	0	0

NFL / OFFENSIVE FUMBLE RECOVERIES

Rank	Player, Team	Ret	Yards	Avg	Long	TD
2t)	Clay, Buf.	1	0	0.0	0	0
2t)	Taylor, Buf.	1	0	0.0	0	0

WEEK 1 / THROUGH MONDAY, SEPTEMBER 14, 2015**AFC / DEFENSIVE FUMBLE RECOVERIES**

Rank	Player, Team	Ret	Yards	Avg	Long	TD
1t)	R. Johnson, Buf.	1	1	1.0	1	0

NFL / DEFENSIVE FUMBLE RECOVERIES

Rank	Player, Team	Ret	Yards	Avg	Long	TD
1t)	R. Johnson, Buf.	1	1	1.0	1	0

WEEK 1 / THROUGH MONDAY, SEPTEMBER 14, 2015**Team/Offense Rank (Within League)****BUF**

16	TYds/G
8	TYds/P
5	RYds/G
15	RshAvg
18	PsYd/G
2	PasAvg
1t	%HdInt
1t	Sac/PP
30t	1D/Gm
21	3D Eff
20t	4D Eff
21	PR Avg
26	KR Avg
10	GpntAv
6	NpntAv
11t	Pts/Gm
1t	FG%

Opponent/Defense Rank (Within League)**BUF**

11	TYds/G
8	TYds/P
4	RYds/G

13	RshAvg
21	PsYd/G
6	PasAvg
10	%HdInt
20	Sac/PP
23t	1D/Gm
25	3D Eff
20t	4D Eff
5	PR Avg
15	KR Avg
11	GpntAv
19	NpntAv
7t	Pts/Gm
6	FG%



LAST WEEK

Flip Card and Gamebook

Regular Season Game #1

Buffalo Bills vs. Indianapolis Colts
Sunday, September 13, 2015

NO	NAME	POS
2	Dan Carpenter	K
3	EJ Manuel	QB
4	Jordan Gay	K
5	Tyrod Taylor	QB
6	Colton Schmidt	P
10	Robert Woods	WR
11	Marcus Thigpen	WR
14	Sammy Watkins	WR
15	Chris Hogan	WR
16	Matt Cassel	QB
18	Percy Harvin	WR
20	Corey Graham	S
23	Aaron Williams	S
24	Stephon Gilmore	CB
25	LeSean McCoy	RB
26	Boobie Dixon	RB
27	Duke Williams	S
28	Ronald Darby	CB
29	Karlos Williams	RB
30	Bacarri Rambo	S
33	Ron Brooks	CB
35	Brice Brown	RB
37	Nickell Robey	CB
39	Mario Butler	CB
42	Jerome Felton	FB
48	MarQueis Gray	TE
50	Tony Steward	LB
52	Preston Brown	LB
53	Nigel Bradham	LB
55	Jerry Hughes	DE
58	Randell Johnson	LB
59	AJ Tarpley	LB
60	Kraig Urbik	G
61	Gabe Ikard	C
64	Richie Incognito	G
65	Garrison Sanborn	LS
66	Seantrel Henderson	T
70	Eric Wood	C
71	Cyrus Kouandjio	T
76	John Miller	G
77	Cordy Glenn	T
81	Marcus Easley	WR
82	Matthew Mulligan	TE
85	Charles Clay	TE
88	Marquise Goodwin	WR
89	Chris Gagg	TE
91	Manny Lawson	LB
93	Andre Fluellen	DT
94	Mario Williams	DE
95	Kyle Williams	DT
96	Stefan Charles	DT
97	Corbin Bryant	DT
98	Alex Carrington	DE

PRONUNCIATIONS

(Continued on reverse side)



BUFFALO BILLS vs. INDIANAPOLIS COLTS

Sunday, September 13, 2015 - 1:00 PM

Ralph Wilson Stadium, Orchard Park, New York

BILLS OFFENSE

WR	14	Sammy Watkins	15	Chris Hogan	81	Marcus Easley
LT	77	Cordy Glenn				
LG	64	Richie Incognito				
C	70	Eric Wood	60	Kraig Urbik	61	Gabe Ikard
RG	76	John Miller				
RT	66	Seantrel Henderson	71	Cyrus Kouandjio		
TE	85	Charles Clay	48	MarQueis Gray	82	Matthew Mulligan
QB	5	Tyrod Taylor	16	Matt Cassel	3	EJ Manuel
FB	42	Jerome Felton				
RB	25	LeSean McCoy	26	Boobie Dixon	29	Karlos Williams
WR	18	Percy Harvin/10 Robert Woods	88	Marquise Goodwin	11	Marcus Thigpen

COLTS DEFENSE

DE	90	Kendall Langford	95	Earl Okine
NT	54	David Parry	94	Zach Kerr
DT	96	Henry Anderson	67	T.Y. McGill
SLB	93	Erik Walden	92	Bjoern Werner
Mike	52	D'Qwell Jackson	51	Sio Moore
Will	50	Jerrell Freeman	55	Nate Irving
Rush	58	Trent Cole	91	Jonathan Newsome
LCB	28	Greg Toler	30	D'Joun Smith
SS	29	Mike Adams	32	Colt Anderson
FS	33	Dwight Lowery	42	Clayton Geathers
RCB	21	Vontae Davis	20	Darius Butler

BILLS SPECIALISTS

K	2	Dan Carpenter	4	Jordan Gay
KO	4	Jordan Gay	2	Dan Carpenter
P	6	Colton Schmidt	4	Jordan Gay
KOR	18	Percy Harvin	11	Marcus Thigpen
PR	11	Marcus Thigpen	10	Robert Woods
LS	65	Garrison Sanborn		
H	6	Colton Schmidt	4	Jordan Gay

Rookie players are underlined.
Injured players are in parenthesis.

TODAY'S OFFICIALS

Referee – John Parry (132), Umpire – Mark Pellis (131), Head Linesman – Greg Bradley (98), Line Judge – Mark Perlman (9), Field Judge – Jabir Walker (26), Side Judge – Greg Gautreaux (80),
Back Judge – Perry Paganelli (46), Replay Official – Bob McGrath, Replay Assistant – Brian Matoren



BILLS DEFENSE

LDE	94	Mario Williams	98	Alex Carrington
DT	95	Kyle Williams	96	Stefan Charles
DT	97	Corbin Bryant	93	Andre Fluellen
RDE	55	Jerry Hughes		
SLB	91	Manny Lawson	58	Randell Johnson
MLB	52	Preston Brown	59	AJ Tarpley
WLB	53	Nigel Bradham	50	Tony Steward
LCB	28	Ronald Darby	39	Mario Butler
DS	20	Corey Graham	27	Duke Williams
DS	23	Aaron Williams	30	Bacarri Rambo
RCB	24	Stephon Gilmore	37	Nickell Robey

33 Ron Brooks

COLTS OFFENSE

WR	81	Andre Johnson	10	Donte Moncrief
LT	74	Anthony Castonzo	76	Joe Reitz
LG	60	Lance Louis	69	Hugh Thornton
C	62	Khaled Holmes	72	Jonothan Harrison
RG	79	Todd Herremans	73	Robert Myers
RT	75	Jack Mewhort	71	Denzelle Good
TE	83	Dwayne Allen	84	Jack Doyle
WR	13	T.Y. Hilton	15	Phillip Dorsett
QB	12	Andrew Luck	8	Matt Hasselbeck
TE	80	Coby Fleener		
RB	23	Frank Gore	26	Vick Ballard

17 Griff Whalen

34 Josh Robinson

38 Tyler Varga

COLTS SPECIALISTS

P	1	Pat McAfee		
PK	4	Adam Vinatieri		
H	1	Pat McAfee		
LS	45	Matt Overton		
KR	10	Donte Moncrief	38	Tyler Varga
PR	15	Phillip Dorsett	13	T.Y. Hilton

Rookie players are underlined.
Injured players are in parenthesis.

34 Josh Robinson

10 Donte Moncrief

PRONUNCIATIONS

Clayton Geathers..... (Geh-thers)
Todd Herremans..... (HARE-uh-mens)
Khaled Holmes..... (CALL-id)
Jack Mewhort..... (MYOU-hort)
Donte Moncrief..... (MON-creef)
Joe Reitz..... (RIGHTS)
D'Joun Smith..... (De-Zhon)

(Continued on reverse side)

BILLS

NO	NAME	POS
53	Bradham, Nigel	LB
33	Brooks, Ron	CB
35a	Brown, Bryce	RB
52	Brown, Preston	LB
97	Bryant, Corbin	DT
39	Butler, Mario	CB
2	Carpenter, Dan	K
98	Carrington, Alex	DT
16	Cassel, Matt	QB
96	Charles, Stefan	DT
85	Clay, Charles	TE
28	Darby, Ronald	CB
26	Dixon, Boobie	RB
81	Easley, Marcus	WR
42	Felton, Jerome	FB
93	Fluellen, Andre	DT
4	Gay, Jordan	K
24	Gilmore, Stephon	CB
77	Glenn, Cordy	T
88	Goodwin, Marquise	WR
89	Gragg, Chris	TE
20	Graham, Corey	S
48	Gray, MarQueis	TE
18	Harvin, Percy	WR
66	Henderson, Seantrel	T
15	Hogan, Chris	WR
55	Hughes, Jerry	DE
61	Ikard, Gabe	C
64	Incognito, Richie	G
58	Johnson, Randell	LB
71	Kouandjio, Cyrus	T
91	Lawson, Manny	LB
3	Manuel, EJ	QB
25	McCoy, LeSean	RB
76	Miller, John	G
82	Mulligan, Matthew	TE
30	Rambo, Bacarri	S
37	Robey, Nickell	CB
65	Sanborn, Garrison	LS
6Schmidt,	Colton	P
50	Steward, Tony	LB
59	Tarpley, AJ	LB
5	Taylor, Tyrod	QB
11	Thigpen, Marcus	WR
60	Urbik, Kraig	G
14	Watkins, Sammy	WR
23	Williams, Aaron	S
27	Williams, Duke	S
29	Williams, Carlos	RB
95	Williams, Kyle	DT
94	Williams, Mario	DE
70	Wood, Eric	C
10	Woods, Robert	WR

PRONUNCIATIONS *(continued)*

INACTIVE

1. _____
2. _____
3. _____
4. _____
5. _____
6. _____
7. _____
8. _____

BUFFALO BILLS

NO	NAME	POS	HT	WT	AGE	EXP	COLLEGE
2	Dan Carpenter	K	6-2	228	29	8	Montana
3	EJ Manuel	QB	6-4	237	25	3	Florida State
4	Jordan Gay	K	6-1	200	24	2	Centre College
5	Tyrod Taylor	QB	6-1	215	25	5	Virginia Tech
6	Colton Schmidt	P	5-11	224	24	2	California-Davis
10	Robert Woods	WR	6-0	190	22	3	Southern California
11	Marcus Thigpen	WR	5-9	200	28	4	Indiana
14	Sammy Watkins	WR	6-1	211	21	2	Clemson
15	Chris Hogan	WR	6-1	220	26	3	Monmouth (N.J.)
16	Matt Cassel	QB	6-4	228	32	11	USC
18	Percy Harvin	WR	5-11	184	26	7	Florida
20	Corey Graham	S	6-0	196	29	9	New Hampshire
23	Aaron Williams	S	6-0	199	24	5	Texas
24	Stephon Gilmore	CB	6-1	190	24	4	South Carolina
25	LeSean McCoy	RB	5-11	208	26	7	Pittsburgh
26	Boobie Dixon	RB	6-1	233	27	6	Mississippi State
27	Duke Williams	S	5-11	201	24	3	Nevada
28	Ronald Darby	CB	5-11	193	21	R	Florida State
29	Karlos Williams	RB	6-1	230	22	R	Florida State
30	Bacarri Rambo	S	6-0	211	24	3	Georgia
33	Ron Brooks	CB	5-10	190	26	4	LSU
35	Bryce Brown	RB	6-0	220	23	4	Kansas State
37	Nickell Robey	CB	5-8	165	23	3	Southern California
39	Mario Butler	CB	6-1	187	26	2	Georgia Tech
42	Jerome Felton	FB	6-0	248	28	8	Furman
48	MarQueis Gray	TE	6-4	242	25	3	Minnesota
50	Tony Steward	LB	6-0	241	22	R	Clemson
52	Preston Brown	LB	6-1	251	22	2	Louisville
53	Nigel Bradham	LB	6-2	241	25	4	Florida State
55	Jerry Hughes	DE	6-2	254	26	6	Texas Christian
58	Randell Johnson	LB	6-4	245	24	2	Florida Atlantic
59	AJ Tarpley	LB	6-2	242	23	R	Stanford
60	Kraig Urbik	G	6-5	324	29	7	Wisconsin
61	Gabe Ikard	C	6-4	304	24	2	Oklahoma
64	Richie Incognito	G	6-3	319	31	9	Nebraska
65	Garrison Sanborn	LS	6-1	240	29	7	Florida State
66	Seantrel Henderson	T	6-7	331	23	2	Miami
70	Eric Wood	C	6-4	310	29	7	Louisville
71	Cyrus Kouandjio	T	6-7	322	21	2	Alabama
76	John Miller	G	6-2	303	21	R	Louisville
77	Cordy Glenn	T	6-6	345	25	4	Georgia
81	Marcus Easley	WR	6-2	217	27	5	Connecticut
82	Matthew Mulligan	TE	6-4	267	30	6	Maine
85	Charles Clay	TE	6-3	255	26	5	Tulsa
88	Marquise Goodwin	WR	5-9	179	24	3	Texas
89	Chris Gragg	TE	6-3	244	24	3	Arkansas
91	Manny Lawson	LB	6-5	240	30	10	North Carolina State
93	Andre Fluellen	DT	6-2	305	30	8	Florida State
94	Mario Williams	DE	6-6	292	30	10	North Carolina State
95	Kyle Williams	DT	6-1	303	31	10	LSU
96	Stefan Charles	DT	6-5	323	26	3	Regina
97	Corbin Bryant	DT	6-4	300	27	3	Northwestern
98	Alex Carrington	DE	6-5	301	27	6	Arkansas State

Head Coach: Rex Ryan

Assistants:

Assistant Head Coach/Running backs: Anthony Lynn; Coordinators: Danny Crossman (Special Teams), Greg Roman (Offense), Dennis Thurman (Defense); Assistants: Kurt Anderson (Assistant Offensive Line), Bobby April III (Linebackers), Eric Ciano (Head Strength and Conditioning), Karl Dunbar (Defensive Line), Michael Hamlin (Special Teams Quality Control), Donnie Henderson (Defensive Backs), Aaron Kromer (Offensive Line), Sanjay Lal (Wide Receivers), David Lee (Quarterbacks), Dan Liburd (Strength and Conditioning Assistant), Hal Luther (Assistant Strength and Conditioning), D'Anton Lynn (Defensive Assistant), Tim McDonald (Defensive Backs), Jason Oszvart (Strength and Conditioning Assistant), Chris Palmer (Senior Offensive Assistant), Jason Rebrovich (Outside Linebackers), Eric Smith (Special Teams Assistant), Tony Sparano (Tight Ends), Jeff Weeks (Assistant Defensive Line), Jason Vrable (Offensive Quality Control).



INDIANAPOLIS COLTS

NO	NAME	POS	HT	WT	AGE	EXP	COLLEGE
1	Pat McAfee	P	6-1	233	28	7	West Virginia
4	Adam Vinatieri	K	6-0	206	42	20	South Dakota State
8	Matt Hasselbeck	QB	6-4	235	39	17	Boston College
10	Donte Moncrief	WR	6-2	222	22	2	Mississippi
12	Andrew Luck	QB	6-4	240	26	4	Stanford
13	T.Y. Hilton	WR	5-9	180	25	4	Florida International
15	Phillip Dorsett	WR	5-10	185	22	R	Miami (FL)
17	Griff Whalen	WR	5-11	190	25	4	Stanford
20	Darius Butler	CB	5-10	188	29	7	Connecticut
21	Vontae Davis	CB	5-11	207	27	7	Illinois
23	Frank Gore	RB	5-9	217	32	11	Miami (FL)
25	Jalil Brown	CB	6-1	210	27	5	Colorado
26	Vick Ballard	RB	5-10	224	25	4	Mississippi State
27	Winston Guy	S	6-1	220	25	3	Kentucky
28	Greg Toler	CB	6-0	190	30	7	St. Paul's
29	Mike Adams	S	5-11	205	34	12	Delaware
30	D'Joun Smith	CB	5-11	193	22	R	Florida Atlantic
32	Colt Anderson	S	5-10	195	29	6	Montana
33	Dwight Lowery	S	5-11	212	29	8	San Jose State
34	Josh Robinson	RB	5-8	221	23	R	Mississippi State
38	Tyler Varga	RB	5-11	225	21	R	Yale
40	Sheldon Price	CB	6-2	198	24	1	UCLA
42	Clayton Geathers	S	6-2	215	23	R	Central Florida
45	Matt Overton	LS	6-1	243	30	4	Western Washington
50	Jerrell Freeman	ILB	6-0	240	29	4	Mary Hardin-Baylor
51	Sio Moore	ILB	6-1	245	25	3	Connecticut
52	D'Qwell Jackson	ILB	6-0	242	31	10	Maryland
54	David Parry	DT	6-2	310	23	R	Stanford
55	Nate Irving	ILB	6-1	253	27	5	North Carolina State
58	Trent Cole	OLB	6-3	270	32	11	Cincinnati
60	Lance Louis	G	6-3	323	30	6	San Diego State
62	Khaled Holmes	C/G	6-3	309	25	3	USC
67	T.Y. McGill	DT	6-0	299	22	R	North Carolina State
69	Hugh Thornton	G	6-3	324	24	3	Illinois
71	Denzelle Good	T	6-5	340	24	R	Mars Hill
72	Jonothan Harrison	C	6-4	308	24	2	Florida
73	Robert Myers	G	6-5	335	23	R	Tennessee State
74	Anthony Castonzo	T	6-7	311	27	5	Boston College
75	Jack Mewhort	T/G	6-6	312	24	2	Ohio State
76	Joe Reitz	G	6-7	323	30	5	Western Michigan
79	Todd Herremans	G	6-6	323	32	11	Saginaw Valley State
80	Coby Fleener	TE	6-6	251	26	4	Stanford
81	Andre Johnson	WR	6-3	229	34	13	Miami (FL)
83	Dwayne Allen	TE	6-3	265	25	4	Clemson
84	Jack Doyle	TE	6-6	267	25	3	Western Kentucky
90	Kendall Langford	DE	6-6	305	29	8	Hampton
91	Jonathan Newsome	OLB	6-3	247	24	2	Ball State
92	Bjoern Werner	OLB	6-3	255	25	3	Florida State
93	Erik Walden	OLB	6-2	250	30	8	Middle Tennessee St.
94	Zach Kerr	NT	6-2	334	25	2	Delaware
95	Earl Okine	DE	6-6	290	25	1	Florida
96	Henry Anderson	DE	6-6	300	24	R	Stanford
98	Robert Mathis	OLB	6-2	245	34	13	Alabama A&M

Head Coach: Chuck Pagano

Assistants:

Pep Hamilton (Offensive Coordinator), Greg Manusky (Defensive Coordinator), Tom McMahon (Special Teams Coordinator), Roy Anderson (Safeties Coach), Tim Berbenich (Defensive Assistant), Brant Boyer (Assistant Special Teams Coach), Clyde Christensen (Quarterbacks Coach), Rob Chudzinski (Associate Head Coach), Gary Emanuel (Defensive Line Coach), Jeff FitzGerald (Linebackers Coach), Joe Gilbert (Offensive Line Coach), Mike Gillhamer (Secondary Coach), Frank Giufre (Offensive Quality Control Coach), Jim Hostler (Wide Receivers Coach), Richard Howell (Assistant Strength & Conditioning), Hal Hunter (Offense Line Coach), Roger Marandino (Head Strength & Conditioning), Alfredo Roberts (Tight Ends Coach), Brad White (Outside Linebackers Coach), Charlie Williams (Running Backs Coach).



COLTS

NO	NAME	POS
29	Adams, Mike	S
83	Allen, Dwayne	TE
32	Anderson, Colt	S
96	Anderson, Henry	DE
26	Ballard, Vick	RB
25	Brown, Jalil	CB
20	Butler, Darius	CB
74	Castonzo, Anthony	T
58	Cole, Trent	OLB
21	Davis, Vontae	CB
15	Dorsett, Phillip	WR
84	Doyle, Jack	TE
80	Fleener, Coby	TE
50	Freeman, Jerrell	ILB
42	Geathers, Clayton	S
71	Good, Denzelle	T
23	Gore, Frank	RB
27	Guy, Winston	S
72	Harrison, Jonothan	C
8	Hasselbeck, Matt	QB
79	Herremans, Todd	G
13	Hilton, T.Y.	WR
62	Holmes, Khaled	C/G
55	Irving, Nate	ILB
52	Jackson, D'Qwell	ILB
81	Johnson, Andre	WR
94	Kerr, Zach	NT
90	Langford, Kendall	DE
60	Louis, Lance	G
33	Lowery, Dwight	S
12	Luck, Andrew	QB
98	Mathis, Robert	OLB
1	McAfee, Pat	P
67	McGill, T.Y.	DT
75	Mewhort, Jack	T/G
10	Moncrief, Donté	WR
51	Moore, Sio	ILB
73	Myers, Robert	G
91	Newsome, Jonathan	OLB
95	Okine, Earl	DE
45	Overton, Matt	LS
54	Parry, David	DT
40	Price, Sheldon	CB
76	Reitz, Joe	G
34	Robinson, Josh	RB
30	Smith, D'Joun	CB
69	Thornton, Hugh	G
28	Toler, Greg	CB
38	Varga, Tyler	RB
4	Vinatieri, Adam	K
93	Walden, Erik	OLB
92	Werner, Bjoern	OLB
17	Whalen, Griff	WR

PRONUNCIATIONS *(continued)*

Adam Vinatieri(vin-uh-TAPE-ee)
Bjoern Werner.....(bee-YORN) (VERN-er)

INACTIVE

1. _____
2. _____
3. _____
4. _____
5. _____
6. _____
7. _____
8. _____

KICKOFF WEEKEND, 2015

National Football League Game Summary

NFL Copyright © 2015 by The National Football League. All rights reserved. This summary and play-by-play is for the express purpose of assisting media in their coverage of the game; any other use of this material is prohibited without the written permission of the National Football League. Updated: 9/14/2015

Date: Sunday, 9/13/2015

Indianapolis Colts at Buffalo Bills
at Ralph Wilson Stadium, Orchard Park NY

Start Time: 1:03 PM EDT

Game Day Weather

Game Weather: Cloudy

Temp: 56° F (13.3° C) Humidity: 78%, Wind: W 15 mph

Played Outdoors on Turf: A-Turf Titan

Outdoor Weather: Forecast: overcast, 60% chance of rain, high temp 60, winds 10-20 mph,

Officials

Referee: Parry, John (132)
Line Judge: Perlman, Mark (9)
Back Judge: Paganelli, Perry (46)

Umpire: Pellis, Mark (131)
Side Judge: Gautreaux, Greg (80)
Replay Official: McGrath, Bob

Head Linesman: Bradley, Greg (98)
Field Judge: Walker, Jabir (26)

Lineups

Indianapolis Colts

Offense			Defense		
WR	81	A.Johnson	DE	90	K.Langford
LT	74	A.Castonzo	NT	54	D.Parry
LG	60	L.Louis	DT	96	H.Anderson
C	62	K.Holmes	SLB	93	E.Walden
RG	79	T.Herremans	MIKE	52	D.Jackson
RT	75	J.Mewhort	WILL	50	J.Freeman
TE	83	D.Allen	RUSH	58	T.Cole
WR	13	T.Hilton	LCB	20	D.Butler
WR	10	D.Moncrief	SS	29	M.Adams
QB	12	A.Luck	FS	33	D.Lowery
RB	23	F.Gore	RCB	21	V.Davis

Buffalo Bills

Offense			Defense		
WR	14	S.Watkins	LDE	94	M.Williams
WR	5	T.Taylor	DT	95	Ky.Williams
LT	77	C.Glenn	DT	97	C.Bryant
LG	64	R.Incognito	RDE	55	J.Hughes
C	70	E.Wood	SLB	91	M.Lawson
RG	76	J.Miller	MLB	52	P.Brown
RT	66	S.Henderson	WLB	53	N.Bradham
TE	85	C.Clay	LCB	28	R.Darby
WR	18	P.Harvin	DS	20	C.Graham
QB	16	M.Cassel	DS	23	A.Williams
RB	25	L.McCoy	RCB	24	S.Gilmore

Substitutions

P 1 P.McAfee, K 4 A.Vinatieri, WR 15 P.Dorsett, WR 17 G.Whalen, CB 25 J.Brown, S 27 W.Guy, S 32 C.Anderson, RB 34 J.Robinson, RB 38 T.Varga, CB 40 S.Price, S 42 C.Geathers, LS 45 M.Overton, LB 51 S.Moore, ILB 55 N.Irving, DT 67 T.McGill, C 72 J.Harrison, G 76 J.Reitz, TE 80 C.Fleener, TE 84 J.Doyle, OLB 91 J.Newsome, OLB 92 B.Werner, NT 94 Z.Kerr, DE 95 E.Okine

Substitutions

K 2 D.Carpenter, P 4 J.Gay, P 6 C.Schmidt, WR 10 R.Woods, WR 11 M.Thigpen, WR 15 C.Hogan, RB 26 A.Dixon, S 27 D.Williams, RB 29 Ka.Williams, S 30 B.Rambo, CB 33 R.Brooks, CB 37 N.Robey, CB 39 M.Butler, FB 42 J.Felton, TE 48 M.Gray, LB 58 R.Johnson, LB 59 A.Tarpley, G 60 K.Urbik, LS 65 G.Sanborn, T 71 C.Kouandjio, WR 81 M.Easley, TE 82 M.Mulligan, DT 96 S.Charles, DE 98 A.Carrington

Did Not Play

QB 8 M.Hasselbeck

Did Not Play

Not Active

RB 26 V.Ballard, CB 28 G.Toler, CB 30 D.Smith, G 69 H.Thornton, T 71 D.Good, OLB 98 R.Mathis, DT 99 B.Winn

Not Active

QB 3 E.Manuel, RB 35 B.Brown, LB 50 T.Steward, C 61 G.Ikard, WR 88 M.Goodwin, TE 89 C.Gragg, DT 93 A.Fluellen

Field Goals (made () & missed)

A.Vinatieri		52WL		D.Carpenter		(41) (45)			
				1	2	3	4	OT	Total
VISITOR:	Indianapolis Colts			0	0	8	6	0	14
HOME:	Buffalo Bills			7	10	7	3	0	27

Indianapolis Colts vs Buffalo Bills
9/13/2015 at Ralph Wilson Stadium

Final Individual Statistics

Indianapolis Colts									Buffalo Bills								
RUSHING						RUSHING						RUSHING					
	ATT	YDS	AVG	LG	TD		ATT	YDS	AVG	LG	TD		ATT	YDS	AVG	LG	TD
F.Gore	8	31	3.9	9	0	Ka.Williams	6	55	9.2	26	1						
A.Luck	4	20	5.0	11	0	L.McCoy	17	41	2.4	16	0						
J.Robinson	4	11	2.8	7	0	T.Taylor	9	41	4.6	31	0						
T.Varga	1	2	2.0	2	0	P.Harvin	1	9	9.0	9	0						
						A.Dixon	3	1	0.3	4	1						
Total	17	64	3.8	11	0	Total	36	147	4.1	31	2						
PASSING									PASSING								
	ATT	CMP	YDS	SK/YD	TD	LG	IN	RT		ATT	CMP	YDS	SK/YD	TD	LG	IN	RT
A.Luck	49	26	243	2/3	2	30	2	63.6	T.Taylor	19	14	195	0/0	1	51	0	123.8
Total	49	26	243	2/3	2	30	2	63.6	Total	19	14	195	0/0	1	51	0	123.8
PASS RECEIVING									PASS RECEIVING								
	TAR	REC	YDS	AVG	LG	TD				TAR	REC	YDS	AVG	LG	TD		
T.Hilton	14	7	88	12.6	30	0	P.Harvin	5	5	79	15.8	51	1				
D.Moncrief	11	6	46	7.7	15	1	C.Clay	4	4	43	10.8	27	0				
A.Johnson	10	4	24	6.0	9	0	L.McCoy	4	3	46	15.3	22	0				
D.Allen	6	3	17	5.7	8	1	R.Woods	2	2	27	13.5	15	0				
P.Dorsett	3	2	45	22.5	29	0	S.Watkins	3	0	0	0.0	0	0				
F.Gore	3	2	0	0.0	2	0	J.Felton	1	0	0	0.0	0	0				
T.Varga	1	1	18	18.0	18	0											
C.Fleener	1	1	5	5.0	5	0											
Total	49	26	243	9.3	30	2	Total	19	14	195	13.9	51	1				
INTERCEPTIONS									INTERCEPTIONS								
	NO	YDS	AVG	LG	TD					NO	YDS	AVG	LG	TD			
									R.Darby	1	27	27.0	27	0			
									A.Williams	1	26	26.0	26	0			
Total	0	0	0	0	0				Total	2	53	26.5	27	0			
PUNTING									PUNTING								
	NO	YDS	AVG	NET	TB	IN20	LG			NO	YDS	AVG	NET	TB	IN20	LG	
P.McAfee	4	177	44.3	42.8	0	0	48	C.Schmidt	5	252	50.4	46.2	1	2	63		
Total	4	177	44.3	42.8	0	0	48	Total	5	252	50.4	46.2	1	2	63		
PUNT RETURNS									PUNT RETURNS								
	NO	YDS	AVG	FC	LG	TD				NO	YDS	AVG	FC	LG	TD		
P.Dorsett	2	1	0.5	1	1	0	M.Thigpen	1	6	6.0	2	6	0				
G.Whalen	0	0	0.0	1	0	0	[OUT OF BOUNDS]	1	0	0.0	0	0	0				
[TOUCHBACK]	1	0	0.0	0	0	0											
Total	2	1	0.5	2	1	0	Total	1	6	6.0	2	6	0				
KICKOFF RETURNS									KICKOFF RETURNS								
	NO	YDS	AVG	FC	LG	TD				NO	YDS	AVG	FC	LG	TD		
T.Varga	2	53	26.5	0	30	0	M.Thigpen	1	0	0.0	0	0	0				
D.Moncrief	1	5	5.0	0	5	0	[TOUCHBACK]	2	0	0.0	0	0	0				
[TOUCHBACK]	3	0	0.0	0	0	0											
Total	3	58	19.3	0	30	0	Total	1	0	0.0	0	0	0				

Indianapolis Colts

FUMBLES	FUM	LOST	OWN-REC	YDS	TD	FORCED	OPP-REC	YDS	TD	OUT-BDS
P.Dorsett	2	1	1	0	0	0	0	0	0	0
D.Butler	0	0	0	0	0	1	0	0	0	0
Total	2	1	1	0	0	1	0	0	0	0

Buffalo Bills

FUMBLES	FUM	LOST	OWN-REC	YDS	TD	FORCED	OPP-REC	YDS	TD	OUT-BDS
C.Clay	1	0	1	0	0	0	0	0	0	0
T.Taylor	1	0	1	0	0	0	0	0	0	0
R.Johnson	0	0	0	0	0	0	1	1	0	0
Total	2	0	2	0	0	0	1	1	0	0

Indianapolis Colts vs Buffalo Bills
9/13/2015 at Ralph Wilson Stadium

Final Team Statistics

	Visitor Colts	Home Bills
TOTAL FIRST DOWNS	23	15
By Rushing	5	7
By Passing	16	7
By Penalty	2	1
THIRD DOWN EFFICIENCY	8-15-53%	5-13-38%
FOURTH DOWN EFFICIENCY	1-2-50%	0-0-0%
TOTAL NET YARDS	304	342
Total Offensive Plays (inc. times thrown passing)	68	55
Average gain per offensive play	4.5	6.2
NET YARDS RUSHING	64	147
Total Rushing Plays	17	36
Average gain per rushing play	3.8	4.1
Tackles for a loss-number and yards	0-0	8-21
NET YARDS PASSING	240	195
Times thrown - yards lost attempting to pass	2-3	0-0
Gross yards passing	243	195
PASS ATTEMPTS-COMPLETIONS-HAD INTERCEPTED	49-26-2	19-14-0
Avg gain per pass play (inc.# thrown passing)	4.7	10.3
KICKOFFS Number-In End Zone-Touchbacks	3-2-2	6-6-3
PUNTS Number and Average	4-44.3	5-50.4
Had Blocked	0	0
FGs - PATs Had Blocked	0-0	0-0
Net Punting Average	42.8	46.2
TOTAL RETURN YARDAGE (Not Including Kickoffs)	1	59
No. and Yards Punt Returns	2-1	1-6
No. and Yards Kickoff Returns	3-58	1-0
No. and Yards Interception Returns	0-0	2-53
PENALTIES Number and Yards	5-49	11-113
FUMBLES Number and Lost	2-1	2-0
TOUCHDOWNS	2	3
Rushing	0	2
Passing	2	1
EXTRA POINTS Made-Attempts	1-2	3-3
Kicking Made-Attempts	0-0	3-3
Passing Made-Attempts	1-2	0-0
FIELD GOALS Made-Attempts	0-1	2-2
RED ZONE EFFICIENCY	2-2-100%	1-1-100%
GOAL TO GO EFFICIENCY	2-2-100%	1-1-100%
SAFETIES	0	0
FINAL SCORE	14	27
TIME OF POSSESSION	29:04	30:56

Indianapolis Colts vs Buffalo Bills
9/13/2015 at Ralph Wilson Stadium

Ball Possession And Drive Chart

Indianapolis Colts

#	Time Recd	Time Lost	Time Poss	How Ball Obtained	Drive Began	# Play	Yds Gain	Yds Pen	Net Yds	1st Down	Last Scrm	How Given Up
1	15:00	11:15	3:45	Kickoff	IND 20	7	32	-15	17	2	IND 37	Punt
2	8:03	7:12	0:51	Punt	IND 9	4	16	0	16	1	IND 25	Punt
3	4:05	2:39	1:26	Punt	IND 8	4	42	-10	32	2	IND 40	Interception
4	15:00	11:11	3:49	Kickoff	IND 4	6	23	-9	14	1	IND 18	Punt
5	7:49	2:42	5:07	Kickoff	IND 25	11	36	5	41	3	BUF 34	Missed FG
6	0:20	0:00	0:20	Kickoff	IND 20	1	-1	0	-1	0	IND 20	End of Half
7	9:34	0:54	8:40	Kickoff	IND 35	18	62	3	65	7	* BUF 2	Touchdown
8	13:25	11:21	2:04	Punt	IND 25	3	0	0	0	0	IND 25	Punt
9	8:14	5:56	2:18	Kickoff	IND 20	9	80	0	80	5	* BUF 6	Touchdown
10	2:36	1:52	0:44	Punt	IND 20	6	14	15	29	2	IND 49	Interception

(186) Average IND 19

Buffalo Bills

#	Time Recd	Time Lost	Time Poss	How Ball Obtained	Drive Began	# Play	Yds Gain	Yds Pen	Net Yds	1st Down	Last Scrm	How Given Up
1	11:15	8:03	3:12	Punt	BUF 27	5	20	0	20	1	BUF 47	Punt
2	7:12	4:05	3:07	Punt	BUF 34	5	29	-15	14	1	BUF 48	Punt
3	2:39	0:00	2:39	Interception	BUF 32	5	68	0	68	2	BUF 49	Touchdown
4	11:11	7:49	3:22	Punt	BUF 34	7	43	0	43	2	IND 23	Field Goal
5	2:42	0:20	2:22	Missed FG	BUF 42	5	68	-10	58	2	IND 26	Touchdown
6	15:00	9:34	5:26	Kickoff	BUF 20	11	75	5	80	6	* IND 1	Touchdown
7	0:54	13:25	2:29	Kickoff	BUF 20	3	3	-10	-7	0	BUF 13	Punt
8	11:21	9:44	1:37	Punt	BUF 29	3	14	-15	-1	0	BUF 28	Punt
9	9:44	8:14	1:30	Muffed Punt	IND 26	4	-1	0	-1	0	IND 27	Field Goal
10	5:56	2:36	3:20	Kickoff	BUF 20	6	27	0	27	1	BUF 47	Punt
11	1:52	0:00	1:52	Interception	IND 43	3	-4	0	-4	0	IND 46	End of Game

(389) Average BUF 35

* inside opponent's 20

Time of Possession by Quarter

Visitor	Indianapolis Colts	1st	2nd	3rd	4th	OT	Total
Home	Buffalo Bills	6:02	9:16	8:40	5:06		29:04
		8:58	5:44	6:20	9:54		30:56

Kickoff Drive No.-Start Average

Colts: 6 - IND 21 Bills: 3 - BUF 20

Indianapolis Colts vs Buffalo Bills
9/13/2015 at Ralph Wilson Stadium

Final Defensive Statistics

Indianapolis Colts	Regular Defensive Plays												Special Teams					Misc			
	TKL	AST	COMB	SK	/ YDS	TFL	Q	IN	PD	FF	FR		TKL	AST	FF	FR	BL	TKL	AST	FF	FR
H.Anderson	8	1	9	0	0	3	0	0	0	0	0		0	0	0	0	0	0	0	0	0
D.Jackson	5	4	9	0	0	1	0	0	0	0	0		0	0	0	0	0	0	0	0	0
D.Butler	4	4	8	0	0	0	0	0	0	1	0		0	0	0	0	0	0	0	0	0
D.Lowery	5	1	6	0	0	0	0	0	0	0	0		0	0	0	0	0	0	0	0	0
J.Freeman	4	2	6	0	0	0	0	0	0	0	0		0	0	0	0	0	0	0	0	0
E.Walden	3	3	6	0	0	2	0	0	0	0	0		0	0	0	0	0	0	0	0	0
M.Adams	3	1	4	0	0	0	0	0	0	0	0		0	0	0	0	0	0	0	0	0
K.Langford	3	0	3	0	0	2	0	0	0	0	0		0	0	0	0	0	0	0	0	0
Z.Kerr	1	2	3	0	0	0	0	0	0	0	0		0	0	0	0	0	0	0	0	0
C.Geathers	2	0	2	0	0	0	0	0	1	0	0		0	0	0	0	0	0	0	0	0
J.Brown	2	0	2	0	0	0	0	0	0	0	0		0	0	0	0	0	0	0	0	0
D.Parry	1	0	1	0	0	0	0	0	0	0	0		0	0	0	0	0	0	0	0	0
T.Cole	0	1	1	0	0	0	0	0	0	0	0		0	0	0	0	0	0	0	0	0
J.Newsome	0	0	0	0	0	0	0	0	1	0	0		0	0	0	0	0	0	0	0	0
V.Davis	0	0	0	0	0	0	0	0	1	0	0		0	0	0	0	0	0	0	0	0
P.Dorsett	0	0	0	0	0	0	0	0	0	0	0		1	0	0	1	0	0	0	0	0
T.Varga	0	0	0	0	0	0	0	0	0	0	0		1	0	0	0	0	1	0	0	0
B.Werner	0	0	0	0	0	0	0	0	0	0	0		1	0	0	0	0	0	0	0	0
A.Luck	0	0	0	0	0	0	0	0	0	0	0		0	0	0	0	0	1	0	0	0
Total	41	19	60	0	0	8	0	0	3	1	0		3	0	0	1	0	2	0	0	0

TKL = Tackle AST = Assist COMB = Combined QH=QB Hit IN = Interception PD = Pass Defense FF = Forced Fumble FR = Fumble Recovery

Buffalo Bills	Regular Defensive Plays												Special Teams					Misc			
	TKL	AST	COMB	SK	/ YDS	TFL	QH	IN	PD	FF	FR		TKL	AST	FF	FR	BL	TKL	AST	FF	FR
N.Bradham	7	1	8	1	3	1	2	0	0	0	0		0	0	0	0	0	0	0	0	0
S.Gilmore	6	0	6	0	0	0	0	0	4	0	0		0	0	0	0	0	0	0	0	0
R.Darby	5	1	6	0	0	0	0	1	2	0	0		0	0	0	0	0	0	0	0	0
N.Robey	4	2	6	1	0	0	1	0	1	0	0		0	0	0	0	0	0	0	0	0
P.Brown	2	4	6	0	0	0	0	0	1	0	0		0	0	0	0	0	0	0	0	0
B.Rambo	4	1	5	0	0	0	0	0	0	0	0		0	1	0	0	0	0	0	0	0
C.Bryant	3	2	5	0	0	0	0	0	0	0	0		0	0	0	0	0	0	0	0	0
A.Williams	1	4	5	0	0	0	1	1	2	0	0		0	0	0	0	0	0	0	0	0
J.Hughes	3	1	4	0	0	0	0	0	0	0	0		0	0	0	0	0	0	0	0	0
S.Charles	2	0	2	0	0	0	0	0	0	0	0		0	0	0	0	0	0	0	0	0
Ky.Williams	0	2	2	0	0	0	1	0	0	0	0		0	0	0	0	0	0	0	0	0
C.Graham	1	0	1	0	0	0	0	0	0	0	0		0	0	0	0	0	0	0	0	0
M.Lawson	1	0	1	0	0	0	0	0	0	0	0		0	0	0	0	0	0	0	0	0
M.Butler	0	0	0	0	0	0	0	0	2	0	0		0	1	0	0	0	0	0	0	0
C.Hogan	0	0	0	0	0	0	0	0	0	0	0		1	0	0	0	0	0	0	0	0
A.Dixon	0	0	0	0	0	0	0	0	0	0	0		1	0	0	0	0	0	0	0	0
R.Brooks	0	0	0	0	0	0	0	0	0	0	0		1	0	0	0	0	0	0	0	0
R.Johnson	0	0	0	0	0	0	0	0	0	0	0		0	1	0	1	0	0	0	0	0
C.Clay	0	0	0	0	0	0	0	0	0	0	0		0	0	0	0	0	0	0	0	1
T.Taylor	0	0	0	0	0	0	0	0	0	0	0		0	0	0	0	0	0	0	0	1
Total	39	18	57	2	3	1	5	2	12	0	0		3	3	0	1	0	0	0	0	2

Indianapolis Colts vs Buffalo Bills
9/13/2015 at Ralph Wilson Stadium

First Half Summary

PERIOD SCORES			TIME OF POSSESSION		
Colts	0	0 = 0	Colts	15:18	
Bills	7	10 = 17	Bills	14:42	

Scoring Plays					
Team	Qtr	Time	Play Description (Extra Point) (Drive Info)	Visitor	Home
Bills	1	0:00	P.Harvin 51 yd. pass from T.Taylor (D.Carpenter kick) (5-68, 2:39)	0	7
Bills	2	7:49	D.Carpenter 41 yd. Field Goal (7-43, 3:22)	0	10
Bills	2	0:20	Ka.Williams 26 yd. run (D.Carpenter kick) (5-58, 2:22)	0	17

	Indianapolis Colts	Buffalo Bills
TOTAL FIRST DOWNS	9	8
First Downs Rushing-Passing-by Penalty	2 - 7 - 0	4 - 4 - 0
THIRD DOWN EFFICIENCY	2-6-33%	2-5-40%
TOTAL NET YARDS	148	228
Total Offensive Plays	32	26
NET YARDS RUSHING	27	81
NET YARDS PASSING	121	147
Gross Yards Passing	124	147
Times thrown-yards lost attempting to pass	1-3	0-0
Pass Attempts-Completions-Had Intercepted	23 - 11 - 1	11 - 9 - 0
Punts-Number and Average	3 - 43.7	2 - 44
Penalties-Number and Yards	4 - 34	4 - 45
Fumbles-Number and Lost	0 - 0	1 - 0
Red Zone Efficiency	0-0-0%	0-0-0%
Average Drive Start	IND 14	BUF 34

Indianapolis Colts										Buffalo Bills															
RUSHING					ATT	YDS	AVG	LG	TD	RUSHING					ATT	YDS	AVG	LG	TD						
F.Gore					6	26	4.3	9	0	T.Taylor					5	43	8.6	31	0						
J.Robinson					1	2	2.0	2	0	Ka.Williams					1	26	26.0	26	1						
A.Luck					1	-1	-1.0	-1	0	P.Harvin					1	9	9.0	9	0						
										L.McCoy					7	7	1.0	8	0						
										A.Dixon					1	-4	-4.0	-4	0						
Total					8	27	3.4	9	0	Total					15	81	5.4	31	1						
PASSING					ATT	CMP	YDS	SK/YD	TD	LG	IN	RT	PASSING					ATT	CMP	YDS	SK/YD	TD	LG	IN	RT
A.Luck					23	11	124	1/3	0	30	1	46.3	T.Taylor					11	9	147	0/0	1	51	0	149.1
Total					23	11	124	1/3	0	30	1	46.3	Total					11	9	147	0/0	1	51	0	149.1
PASS RECEIVING					TAR	REC	YDS	AVG	LG	TD	PASS RECEIVING					TAR	REC	YDS	AVG	LG	TD				
T.Hilton					12	6	83	13.8	30	0	P.Harvin					4	4	76	19.0	51	1				
D.Moncrief					6	2	21	10.5	15	0	C.Clay					2	2	32	16.0	27	0				
D.Allen					2	2	11	5.5	8	0	L.McCoy					3	2	24	12.0	20	0				
A.Johnson					2	1	9	9.0	9	0	R.Woods					1	1	15	15.0	15	0				
F.Gore					1	0	0	0.0	0	0	J.Felton					1	0	0	0.0	0	0				
Total					23	11	124	11.3	30	0	Total					11	9	147	16.3	51	1				

Indianapolis Colts	Regular Defensive Plays												Special Teams					Misc			
	TKL	AST	COMB	SK	/ YDS	TFL	Q	IN	PD	FF	FR	TKL	AST	FF	FR	BL	TKL	AST	FF	FR	
D.Butler	2	4	6	0	0	0	0	0	0	1	0	0	0	0	0	0	0	0	0	0	
E.Walden	2	3	5	0	0	1	0	0	0	0	0	0	0	0	0	0	0	0	0	0	
H.Anderson	4	0	4	0	0	2	0	0	0	0	0	0	0	0	0	0	0	0	0	0	
M.Adams	2	1	3	0	0	0	0	0	0	0	0	0	0	0	0	0	0	0	0	0	
Total	10	8	18	0	0	3	0	0	0	1	0	0	0	0	0	0	0	0	0	0	

First Half Summary

Play By Play

First Quarter

9/13/2015

IND wins toss, elects to Receive, and BUF elects to defend the West goal.

J.Gay kicks 65 yards from BUF 35 to end zone, Touchback. Kick through end zone.

Indianapolis Colts at 15:00

1-10-IND 20	(15:00) F.Gore left end to IND 28 for 8 yards (C.Graham). BUF-C.Graham was injured during the play. He is Out. C.Graham assisted off to locker room.	
2-2-IND 28	(14:24) A.Luck pass short right to T.Hilton pushed ob at IND 39 for 11 yards (R.Darby). Caught along sideline at IND 39.	P1
<u>1-10-IND 39</u>	(14:03) (No Huddle, Shotgun) A.Luck pass short right to D.Allen to IND 47 for 8 yards (M.Lawson, A.Williams). Caught in flat at IND 45, slanting from middle.	
2-2-IND 47	(13:35) (No Huddle) F.Gore left guard to 50 for 3 yards (B.Rambo, Ky.Williams).	R2
<u>1-10-50</u>	(13:09) (No Huddle) A.Luck pass short middle to D.Allen to BUF 20 for 30 yards (B.Rambo). Caught at BUF 36, slanting slightly from right. <i>PENALTY on IND-K.Holmes, Offensive Holding, 10 yards, enforced at 50 - No Play.</i>	
1-20-IND 40	(12:34) (Shotgun) <i>PENALTY on IND-L.Louis, False Start, 5 yards, enforced at IND 40 - No Play.</i>	
1-25-IND 35	(12:13) F.Gore left guard to IND 37 for 2 yards (J.Hughes; C.Bryant).	
2-23-IND 37	(11:35) (Shotgun) A.Luck pass incomplete short right to T.Hilton (R.Darby). Receiver and coverage at 50.	
3-23-IND 37	(11:29) (Shotgun) A.Luck pass incomplete deep right to D.Moncrief (A.Williams). Receiver near sideline at BUF 45, nearly intercepted at BUF 41.	
4-23-IND 37	(11:23) P.McAfee punts 36 yards to BUF 27, Center-M.Overton, fair catch by M.Thigpen.	

Buffalo Bills at 11:15

1-10-BUF 27	(11:15) M.Cassel at QB (T.Taylor at WR). L.McCoy left end to BUF 21 for -6 yards (K.Langford).	
2-16-BUF 21	(10:38) T.Taylor pass short left to L.McCoy to BUF 41 for 20 yards (M.Adams). Swing pass, caught at BUF 20.	P1
<u>1-10-BUF 41</u>	(9:55) L.McCoy left tackle to BUF 40 for -1 yards (H.Anderson, T.Cole).	
2-11-BUF 40	(9:23) (Shotgun) T.Taylor pass short right to P.Harvin to BUF 46 for 6 yards (D.Butler; E.Walden). Caught near sideline at BUF 44.	
3-5-BUF 46	(8:44) (Shotgun) T.Taylor scrambles up the middle to BUF 47 for 1 yard (C.Geathers).	
4-4-BUF 47	(8:08) C.Schmidt punts 44 yards to IND 9, Center-G.Sanborn, fair catch by G.Whalen.	

Indianapolis Colts at 8:03

1-10-IND 9	(8:03) A.Luck pass short left to T.Hilton pushed ob at IND 25 for 16 yards (B.Rambo). BUF-B.Rambo was injured during the play. Screen pass, caught at IND 6. B.Rambo assisted off.	P3
<u>1-10-IND 25</u>	(7:36) A.Luck pass incomplete short right to T.Hilton [Ky.Williams]. Overthrown, receiver at IND 39, slanting to middle. Thrown under pressure.	
2-10-IND 25	(7:32) (Shotgun) A.Luck pass short left to D.Moncrief pushed ob at IND 38 for 13 yards (S.Gilmore). Caught along sideline at IND 38. Buffalo challenged the pass completion ruling, and the play was REVERSED.	
3-10-IND 25	(Shotgun) A.Luck pass incomplete short left to D.Moncrief. Receiver landed only one foot in bounds.	
4-10-IND 25	(7:27) (Shotgun) A.Luck pass incomplete short middle to F.Gore. Off receiver's hands at IND 24.	
	(7:22) P.McAfee punts 47 yards to BUF 28, Center-M.Overton. M.Thigpen to BUF 34 for 6 yards (B.Werner).	

Buffalo Bills at 7:12

1-10-BUF 34	(7:12) (Shotgun) L.McCoy right guard to BUF 38 for 4 yards (D.Parry, J.Freeman).	
2-6-BUF 38	(6:42) P.Harvin left end to BUF 47 for 9 yards (M.Adams). End-around, handoff from T.Taylor.	R2
<u>1-10-BUF 47</u>	(6:03) T.Taylor pass short right to C.Clay to IND 39 for 14 yards (D.Lowery; E.Walden). Swing pass, caught at BUF 45. <i>PENALTY on BUF-C.Clay, Chop Block, 15 yards, enforced at BUF 47 - No Play.</i>	
1-25-BUF 32	(5:39) T.Taylor pass short right to C.Clay to BUF 37 for 5 yards (D.Jackson, E.Walden). Caught at BUF 36, crossing from middle.	
2-20-BUF 37	(4:57) T.Taylor pass incomplete short right to J.Felton. Thrown under pressure from T.Cole; off receiver's hands at BUF 37.	
3-20-BUF 37	(4:52) (Shotgun) T.Taylor pass short left to P.Harvin to BUF 48 for 11 yards (C.Geathers). Caught at BUF 41, slanting to middle.	
4-9-BUF 48	(4:13) C.Schmidt punts 44 yards to IND 8, Center-G.Sanborn, fair catch by P.Dorsett.	

Indianapolis Colts at 4:05

1-10-IND 8	(4:05) A.Luck pass short right to T.Hilton to IND 20 for 12 yards (R.Darby). Hook pattern, caught at IND 18, slanting to middle.	P4
<u>1-10-IND 20</u>	(3:26) (No Huddle, Shotgun) A.Luck pass incomplete short right to T.Hilton. Overthrown, receiver along sideline at IND 24. Thrown under pressure from J.Hughes. <i>PENALTY on IND-D.Allen, Offensive Holding, 10 yards, enforced at IND 20 - No Play.</i>	
1-20-IND 10	(3:21) (Shotgun) A.Luck pass incomplete short left to T.Hilton (N.Robey). Receiver and coverage at IND 15, crossing to middle.	
2-20-IND 10	(3:17) (Shotgun) A.Luck pass deep left to T.Hilton to IND 40 for 30 yards (S.Gilmore). Caught at IND 40, crossing to middle.	P5
<u>1-10-IND 40</u>	(2:50) (No Huddle) A.Luck pass deep left intended for T.Hilton INTERCEPTED by R.Darby at BUF 20. R.Darby to BUF 47 for 27 yards (A.Luck). Receiver underthrown. <i>PENALTY on BUF-J.Hughes, Personal Foul, 15 yards, enforced between downs.</i> Timeout #1 by BUF at 02:39.	

Buffalo Bills at 2:39

1-10-BUF 32	(2:39) L.McCoy up the middle to BUF 33 for 1 yard (H.Anderson, Z.Kerr).	
-------------	---	--

Indianapolis Colts vs Buffalo Bills at Ralph Wilson Stadium

2-9-BUF 33	(2:04) (Shotgun) T.Taylor pass short right to L.McCoy to BUF 37 for 4 yards (M.Adams; E.Walden). Swing pass, caught at BUF 30.	
3-5-BUF 37	(1:33) (Shotgun) T.Taylor pass short left to R.Woods to IND 48 for 15 yards (D.Lowery). Caught at BUF 45, slanting to middle.	P3
<u>1-10-IND 48</u>	(:49) (Shotgun) L.McCoy left tackle to BUF 49 for -3 yards (K.Langford).	
	Timeout #2 by BUF at 00:09.	
2-13-BUF 49	(:09) T.Taylor pass deep right to P.Harvin for 51 yards, TOUCHDOWN. Caught at goal line.	P4
	D.Carpenter extra point is GOOD, Center-G.Sanborn, Holder-C.Schmidt.	
	End of quarter - 1.50 pm	

IND 0 BUF 7, 5 plays, 68 yards, 2:39 drive, 15:00 elapsed

END OF QUARTER

	Score	Time Poss	First Downs				Efficiencies	
			R	P	X	T	3 Down	4 Down
Indianapolis Colts	0	6:02	1	4	0	5	0/2	0/0
Buffalo Bills	7	8:58	1	3	0	4	1/3	0/0

Play By Play

Second Quarter

9/13/2015

Indianapolis Colts continued.

J.Gay kicks 66 yards from BUF 35 to IND -1. D.Moncrief to IND 4 for 5 yards (C.Hogan).

Indianapolis Colts at 15:00, (1st play from scrimmage 14:56)

1-10-IND 4	(14:56) A.Luck pass short left to D.Moncrief to IND 10 for 6 yards (R.Darby). Out-pattern, caught at IND 9.	
2-4-IND 10	(14:16) A.Luck pass incomplete deep right to T.Hilton (S.Gilmore) [A.Williams].	
3-4-IND 10	(14:11) (Shotgun) A.Luck pass short right to A.Johnson to IND 19 for 9 yards (R.Darby).	P6
<u>1-10-IND 19</u>	(13:51) (No Huddle) A.Luck pass short right to D.Allen to IND 22 for 3 yards (R.Darby, A.Williams). Out-pattern, caught at IND 22.	
2-7-IND 22	(13:07) A.Luck sacked at IND 19 for -3 yards (N.Bradham, C.Bryant). N.Bradham credited with full sack. Timeout #1 by IND at 12:24.	
3-10-IND 19	(12:24) (Shotgun) A.Luck scrambles left guard to IND 31 for 12 yards (P.Brown). <i>PENALTY on IND-A.Castonzo, Offensive Holding, 9 yards, enforced at IND 19 - No Play.</i>	
3-19-IND 10	(11:53) (Shotgun) A.Luck pass short right to T.Hilton to IND 18 for 8 yards (N.Bradham). Caught at 9, slanting to middle.	
4-11-IND 18	(11:19) P.McAfee punts 48 yards to BUF 34, Center-M.Overton, out of bounds.	

Buffalo Bills at 11:11

1-10-BUF 34	(11:11) T.Taylor pass deep middle to C.Clay to IND 40 for 26 yards (D.Butler). FUMBLES (D.Butler), and recovers at IND 39. Caught at IND 41, slanting from right.	P5
<u>1-10-IND 39</u>	(10:33) L.McCoy right tackle pushed ob at IND 31 for 8 yards (D.Butler).	
2-2-IND 31	(9:57) L.McCoy up the middle to IND 27 for 4 yards (D.Jackson).	R6
<u>1-10-IND 27</u>	(9:23) A.Dixon right tackle to IND 31 for -4 yards (E.Walden, D.Butler).	
2-14-IND 31	(8:42) (Shotgun) T.Taylor pass incomplete short left to L.McCoy (J.Newsome). Receiver and coverage near sideline at IND 30.	
3-14-IND 31	(8:38) (Shotgun) T.Taylor left end to IND 23 for 8 yards (J.Freeman).	
4-6-IND 23	(7:53) D.Carpenter 41 yard field goal is GOOD, Center-G.Sanborn, Holder-C.Schmidt.	

IND 0 BUF 10, 7 plays, 43 yards, 3:22 drive, 7:11 elapsed

J.Gay kicks 70 yards from BUF 35 to IND -5. T.Varga to IND 25 for 30 yards (M.Butler; R.Johnson).

Indianapolis Colts at 7:49, (1st play from scrimmage 7:42)

1-10-IND 25	(7:42) F.Gore right guard to IND 25 for no gain (P.Brown).	
2-10-IND 25	(6:57) (Shotgun) <i>PENALTY on BUF-J.Hughes, Defensive Offside, 5 yards, enforced at IND 25 - No Play.</i>	
2-5-IND 30	(6:35) (Shotgun) A.Luck pass short middle to T.Hilton to IND 36 for 6 yards (A.Williams). Caught at IND 35.	P7
<u>1-10-IND 36</u>	(6:06) (Shotgun) J.Robinson right guard to IND 38 for 2 yards (N.Bradham, A.Williams).	
2-8-IND 38	(5:32) (Shotgun) A.Luck pass short left to A.Johnson to BUF 45 for 17 yards (S.Gilmore). Caught at IND 42, crossing from middle. <i>Penalty on BUF-N.Bradham, Defensive Holding, offsetting, enforced at IND 38 - No Play.</i> <i>Penalty on IND-J.Mewhort, Illegal Formation, offsetting.</i>	
2-8-IND 38	(5:04) A.Luck pass incomplete short left to D.Moncrief (S.Gilmore). Receiver and coverage along sideline at BUF 48.	
3-8-IND 38	(4:58) (Shotgun) A.Luck pass short left to D.Moncrief to BUF 47 for 15 yards (B.Rambo). Caught at IND 47, slanting to middle.	P8
<u>1-10-BUF 47</u>	(4:17) F.Gore right guard to BUF 38 for 9 yards (P.Brown).	
2-1-BUF 38	(3:37) F.Gore left guard to BUF 34 for 4 yards (C.Bryant).	R9
<u>1-10-BUF 34</u>	(2:57) (Shotgun) A.Luck pass incomplete short middle to T.Hilton (S.Gilmore). Receiver and coverage at BUF 30, crossing from right.	
2-10-BUF 34	(2:53) (Shotgun) A.Luck pass incomplete short left to A.Johnson. Thrown under pressure from M.Williams, receiver underthrown at BUF 30.	
3-10-BUF 34	(2:50) (Shotgun) A.Luck pass incomplete short right to D.Moncrief. Overthrown, receiver at BUF 25, crossing to middle.	
4-10-BUF 34	(2:47) A.Vinatieri 52 yard field goal is No Good, Wide Left, Center-M.Overton, Holder-P.McAfee.	

Buffalo Bills at 2:42

1-10-BUF 42	(2:42) (Shotgun) T.Taylor pass short right to P.Harvin to 50 for 8 yards (E.Walden, D.Butler). Hitch pattern, caught at BUF 48.	
-------------	---	--

Two-Minute Warning

2-2-50	(2:00) (Shotgun) T.Taylor right end to BUF 48 for -2 yards (H.Anderson).	
3-4-BUF 48	(1:19) (Shotgun) T.Taylor scrambles right tackle pushed ob at IND 21 for 31 yards (D.Lowery).	R7
<u>1-10-IND 21</u>	(1:09) (Shotgun) L.McCoy up the middle to IND 17 for 4 yards (J.Freeman). <i>PENALTY on BUF-E.Wood, Offensive Holding, 10 yards, enforced at IND 21 - No Play.</i>	
1-20-IND 31	(1:03) (Shotgun) T.Taylor scrambles left end to IND 26 for 5 yards (H.Anderson, D.Butler).	
2-15-IND 26	(:26) (No Huddle, Shotgun) Ka.Williams up the middle for 26 yards, TOUCHDOWN. D.Carpenter extra point is GOOD, Center-G.Sanborn, Holder-C.Schmidt.	R8

IND 0 BUF 17, 5 plays, 58 yards, 2:22 drive, 14:40 elapsed

J.Gay kicks 65 yards from BUF 35 to end zone, Touchback. Kick through end zone.

Indianapolis Colts vs Buffalo Bills at Ralph Wilson Stadium

Indianapolis Colts at 0:20

1-10-IND 20 (:20) A.Luck kneels to IND 19 for -1 yards.

End of half - 2.30 pm

END OF QUARTER

	Score	Time	First Downs				Efficiencies	
		Poss	R	P	X	T	3 Down	4 Down
Indianapolis Colts	0	9:16	1	3	0	4	2/4	0/0
Buffalo Bills	17	5:44	3	1	0	4	1/2	0/0

Play By Play

Third Quarter

9/13/2015

BUF elects to Receive, and IND elects to defend the West goal.

P.McAfee kicks 65 yards from IND 35 to end zone, Touchback. Kick through end zone.

Buffalo Bills at 15:00

1-10-BUF 20	(15:00) T.Taylor pass short left to L.McCoy pushed ob at BUF 42 for 22 yards (D.Lowery). Dump pass, caught bat BUF 18.	P9
<u>1-10-BUF 42</u>	(14:30) T.Taylor pass short right to C.Clay to IND 47 for 11 yards (H.Anderson). Caught at BUF 44.	P10
	<i>PENALTY on IND-E.Walden, Roughing the Passer, 15 yards, enforced at IND 47.</i>	X11
<u>1-10-IND 32</u>	(14:04) T.Taylor pass short right to P.Harvin to IND 29 for 3 yards (J.Brown). Screen pass, caught at IND 35.	
2-7-IND 29	(13:27) L.McCoy left guard to IND 30 for -1 yards (D.Jackson).	
3-8-IND 30	(12:45) (Shotgun) T.Taylor pass short right to R.Woods pushed ob at IND 18 for 12 yards (D.Butler). Caught along sideline at IND 20.	P12
<u>1-10-IND 18</u>	(12:09) (Shotgun) L.McCoy up the middle to IND 12 for 6 yards (H.Anderson).	
2-4-IND 12	(11:36) L.McCoy right guard for 12 yards, TOUCHDOWN NULLIFIED by Penalty. Rush credited to IND 5 (spot of foul).	
	<i>PENALTY on BUF-M.Mulligan, Offensive Holding, 10 yards, enforced at IND 5.</i>	
2-7-IND 15	(11:32) (Shotgun) Ka.Williams right guard to IND 10 for 5 yards (D.Lowery, J.Freeman).	
3-2-IND 10	(10:50) A.Dixon left guard to IND 6 for 4 yards (J.Freeman).	R13
<u>1-6-IND 6</u>	(10:14) L.McCoy right end pushed ob at IND 1 for 5 yards (D.Lowery).	
2-1-IND 1	(9:38) A.Dixon right guard for 1 yard, TOUCHDOWN.	R14
	D.Carpenter extra point is GOOD, Center-G.Sanborn, Holder-C.Schmidt.	

IND 0 BUF 24, 11 plays, 80 yards, 1 penalty, 5:26 drive, 5:26 elapsed

J.Gay kicks 68 yards from BUF 35 to IND -3. T.Varga to IND 20 for 23 yards (A.Dixon, B.Rambo).

PENALTY on BUF-R.Brooks, Personal Foul, 15 yards, enforced at IND 20.

Indianapolis Colts at 9:34, (1st play from scrimmage 9:28)

1-10-IND 35	(9:28) F.Gore left tackle to IND 39 for 4 yards (C.Bryant).	
2-6-IND 39	(9:03) (No Huddle, Shotgun) A.Luck pass incomplete short left to A.Johnson. Overthrown, receiver at IND 45, crossing to middle.	
3-6-IND 39	(9:00) (Shotgun) A.Luck pass short right to A.Johnson to IND 46 for 7 yards (A.Williams; N.Robey). Caught near sideline at IND 44.	P10
<u>1-10-IND 46</u>	(8:26) A.Luck pass short left to D.Moncrief to BUF 47 for 7 yards (S.Gilmore). Caught near sideline at BUF 49.	
2-3-BUF 47	(7:47) (No Huddle) T.Varga left guard to BUF 45 for 2 yards (S.Charles, P.Brown).	
3-1-BUF 45	(7:21) (No Huddle) A.Luck up the middle to BUF 44 for 1 yard (S.Charles, P.Brown).	R11
<u>1-10-BUF 44</u>	(6:47) F.Gore right guard to BUF 43 for 1 yard (N.Bradham, N.Robey).	
2-9-BUF 43	(6:12) (No Huddle, Shotgun) A.Luck pass short left to A.Johnson to BUF 38 for 5 yards (N.Robey). Caught near sideline at BUF 40, crossing from middle.	
3-4-BUF 38	(5:40) (No Huddle, Shotgun) A.Luck pass short right to D.Moncrief to BUF 32 for 6 yards (N.Robey). Caught in flat at BUF 32.	P12
<u>1-10-BUF 32</u>	(5:11) (No Huddle) A.Luck pass short middle to D.Moncrief to BUF 22 for 10 yards (S.Gilmore). Caught at BUF 22, crossing from left.	P13
	<i>Penalty on BUF-R.Darby, Illegal Use of Hands, declined.</i>	
<u>1-10-BUF 22</u>	(4:41) J.Robinson left end to BUF 15 for 7 yards (S.Gilmore).	
2-3-BUF 15	(4:02) (No Huddle) J.Robinson left guard to BUF 14 for 1 yard (J.Hughes, B.Rambo).	
3-2-BUF 14	(3:25) (No Huddle, Shotgun) A.Luck pass short right to T.Hilton to BUF 9 for 5 yards (N.Robey). Caught at BUF 9, slanting from middle.	P14
<u>1-9-BUF 9</u>	(2:52) (No Huddle) A.Luck pass short left to A.Johnson to BUF 6 for 3 yards (S.Gilmore). Flare pass, caught at BUF 10.	
2-6-BUF 6	(2:10) (No Huddle, Shotgun) J.Robinson left tackle to BUF 10 for -4 yards (N.Bradham). FUMBLES (N.Bradham), ball out of bounds at BUF 26.	
	<i>PENALTY on BUF-J.Hughes, Face Mask (15 Yards), 3 yards, enforced at BUF 6 - No Play.</i>	X15
<u>1-3-BUF 3</u>	(1:46) A.Luck pass incomplete short right to T.Hilton. Thrown wide of receiver near back corner of end zone. Pressure on QB: M.Williams.	
2-3-BUF 3	(1:41) J.Robinson left guard to BUF 2 for 1 yard (C.Bryant, P.Brown).	
3-2-BUF 2	(1:01) A.Luck pass incomplete short right to D.Allen (P.Brown). Receiver and coverage at goal line.	
	Timeout #1 by IND at 00:57.	
4-2-BUF 2	(:57) (Shotgun) A.Luck pass short middle to D.Moncrief for 2 yards, TOUCHDOWN. Caught at goal line, crossing from right.	P16
	(Pass formation) TWO-POINT CONVERSION ATTEMPT. A.Luck pass to C.Fleener is complete. ATTEMPT SUCCEEDS. Caught over middle at goal line.	

IND 8 BUF 24, 18 plays, 65 yards, 1 penalty, 8:40 drive, 14:06 elapsed

P.McAfee kicks 65 yards from IND 35 to end zone, Touchback. M.Thigpen kneels 5 yds. into end zone.

Buffalo Bills at 0:54

1-10-BUF 20	(:54) L.McCoy right tackle to BUF 21 for 1 yard (D.Jackson).	
2-9-BUF 21	(:22) L.McCoy left tackle to BUF 23 for 2 yards (E.Walden, D.Lowery).	
	<i>PENALTY on BUF-C.Glenn, Offensive Holding, 10 yards, enforced at BUF 21 - No Play.</i>	

Indianapolis Colts vs Buffalo Bills at Ralph Wilson Stadium

End of quarter - 3.21 pm

END OF QUARTER

	Score	Time Poss	First Downs				Efficiencies	
			R	P	X	T	3 Down	4 Down
Indianapolis Colts	8	8:40	1	5	1	7	4/5	1/1
Buffalo Bills	24	6:20	2	3	1	6	2/2	0/0

Fourth Quarter

9/13/2015

Play By Play

Buffalo Bills continued.

- 2-19-BUF 11 (15:00) T.Taylor pass short left to C.Clay to BUF 11 for no gain (J.Freeman). Caught at BUF 9.
- 3-19-BUF 11 (14:13) (Shotgun) T.Taylor FUMBLES (Aborted) at BUF 5, and recovers at BUF 6. T.Taylor to BUF 13 for 7 yards (K.Langford).
- 4-17-BUF 13 (13:33) C.Schmidt punts 58 yards to IND 29, Center-G.Sanborn. P.Dorsett MUFFS catch, and recovers at IND 24. P.Dorsett to IND 25 for 1 yard (R.Brooks).

Indianapolis Colts at 13:25

- 1-10-IND 25 (13:25) (Shotgun) A.Luck pass short right to F.Gore to IND 23 for -2 yards (N.Bradham; Ky.Williams). Swing pass, caught at IND 22.
- 2-12-IND 23 (12:44) (Shotgun) A.Luck pass short right to F.Gore to IND 25 for 2 yards (N.Bradham, R.Darby). Dump pass, caught at IND 25.
- 3-10-IND 25 (12:04) (Shotgun) A.Luck sacked at IND 25 for 0 yards (N.Robey). Scramble after initial pressure by Ky.Williams.
- 4-10-IND 25 (11:27) P.McAfee punts 46 yards to BUF 29, Center-M.Overton, fair catch by M.Thigpen.

Penalty on BUF-A.Dixon, Running Into the Kicker, declined.

Buffalo Bills at 11:21

- 1-10-BUF 29 (11:21) L.McCoy right tackle to BUF 30 for 1 yard (T.Cole, J.Freeman).
PENALTY on BUF-C.Glenn, Offensive Holding, 10 yards, enforced at BUF 29 - No Play.
- 1-20-BUF 19 (10:52) (Shotgun) T.Taylor pass incomplete deep right to S.Watkins (V.Davis). Receiver and coverage along sideline at BUF 44.
- 2-20-BUF 19 (10:44) (Shotgun) Ka.Williams up the middle to BUF 33 for 14 yards (D.Butler, D.Lowery).
- 3-6-BUF 33 (10:01) (Shotgun) T.Taylor pass incomplete short middle to S.Watkins (C.Geathers). Pass tipped at line.
- 4-6-BUF 33 (10:01) (Punt formation) PENALTY on BUF-C.Schmidt, Delay of Game, 5 yards, enforced at BUF 33 - No Play.
- 4-11-BUF 28 (9:56) C.Schmidt punts 48 yards to IND 24, Center-G.Sanborn. P.Dorsett MUFFS catch, RECOVERED by BUF-R.Johnson at IND 27. R.Johnson to IND 26 for 1 yard (P.Dorsett).

Buffalo Bills at 9:44

- 1-10-IND 26 (9:44) (Shotgun) L.McCoy up the middle to IND 24 for 2 yards (H.Anderson, D.Jackson).
- 2-8-IND 24 (9:07) L.McCoy right guard to IND 27 for -3 yards (H.Anderson).
Timeout #1 by BUF at 08:24.
- 3-11-IND 27 (8:24) (Shotgun) T.Taylor pass incomplete deep right to S.Watkins. Overthrown, receiver 5 yds. into end zone, along sideline.
- 4-11-IND 27 (8:19) D.Carpenter 45 yard field goal is GOOD, Center-G.Sanborn, Holder-C.Schmidt.

IND 8 BUF 27, 4 plays, -1 yards, 1:30 drive, 6:46 elapsed

J.Gay kicks 65 yards from BUF 35 to end zone, Touchback. Kick through end zone.

Indianapolis Colts at 8:14

- 1-10-IND 20 (8:14) (Shotgun) A.Luck pass incomplete short right to D.Allen. Pass skipped to receiver, who slipped at IND 29.
- 2-10-IND 20 (8:08) (Shotgun) A.Luck pass incomplete short middle to D.Allen. Ball slipped from QB's hand, receiver at IND 25.
- 3-10-IND 20 (8:03) (Shotgun) A.Luck pass short middle to P.Dorsett to IND 36 for 16 yards (B.Rambo). Caught at IND 35, crossing from right. P17
- 1-10-IND 36 (7:40) (No Huddle) A.Luck pass deep right to P.Dorsett pushed ob at BUF 35 for 29 yards (S.Gilmore). Caught along sideline at BUF 35. P18
- 1-10-BUF 35 (7:14) (No Huddle, Shotgun) A.Luck pass short right to T.Varga to BUF 17 for 18 yards (J.Hughes). Dump pass, caught at BUF 35. P19
- 1-10-BUF 17 (6:41) (Shotgun) A.Luck scrambles up the middle to BUF 6 for 11 yards (J.Hughes). R20
- 1-6-BUF 6 (6:08) (Shotgun) A.Luck pass incomplete short right to A.Johnson (S.Gilmore). Receiver and coverage 1 yd. into end zone, crossing to middle.
- 2-6-BUF 6 (6:04) (Shotgun) A.Luck pass incomplete short left to D.Moncrief (M.Butler). Receiver and coverage in back corner of end zone.
- 3-6-BUF 6 (6:00) A.Luck pass short left to D.Allen for 6 yards, TOUCHDOWN [N.Bradham]. Caught at goal line, crossing from middle. P21
(Pass formation) TWO-POINT CONVERSION ATTEMPT. A.Luck pass to A.Johnson is incomplete. ATTEMPT FAILS. Dropped in back of end zone, right side, cutting to middle.

IND 14 BUF 27, 9 plays, 80 yards, 2:18 drive, 9:04 elapsed

P.McAfee kicks 45 yards from IND 35 to BUF 20. M.Thigpen (didn't try to advance) to BUF 20 for no gain (T.Varga).

Buffalo Bills at 5:56, (1st play from scrimmage 5:55)

- 1-10-BUF 20 (5:55) L.McCoy right end to BUF 20 for no gain (M.Adams, D.Jackson).
- 2-10-BUF 20 (5:13) Ka.Williams up the middle to BUF 26 for 6 yards (D.Jackson, Z.Kerr).
Timeout #2 by IND at 05:06.
- 3-4-BUF 26 (5:06) (Shotgun) L.McCoy up the middle to BUF 42 for 16 yards (J.Brown). R15
- 1-10-BUF 42 (4:18) Ka.Williams up the middle to BUF 47 for 5 yards (Z.Kerr, D.Jackson).
- 2-5-BUF 47 (3:35) Ka.Williams right tackle to BUF 46 for -1 yards (E.Walden, H.Anderson).
Timeout #3 by IND at 03:29.
- 3-6-BUF 46 (3:29) (Shotgun) L.McCoy left guard to BUF 47 for 1 yard (J.Freeman, D.Jackson).
- 4-5-BUF 47 (2:43) C.Schmidt punts 53 yards to end zone, Center-G.Sanborn, Touchback. Kick into end zone.

Indianapolis Colts vs Buffalo Bills at Ralph Wilson Stadium

Indianapolis Colts at 2:36

1-10-IND 20	(2:36) (Shotgun) A.Luck pass short right to C.Fleener pushed ob at IND 25 for 5 yards (N.Bradham). Caught near sideline at IND 25.	
2-5-IND 25	(2:29) (Shotgun) A.Luck scrambles left guard to IND 34 for 9 yards (N.Bradham, P.Brown).	R22
	<i>PENALTY on BUF-P.Brown, Personal Foul, 15 yards, enforced at IND 34.</i>	X23
<u>1-10-IND 49</u>	(2:18) A.Luck pass incomplete deep right to P.Dorsett. Underthrown, receiver along sideline at BUF 20.	
2-10-IND 49	(2:13) (Shotgun) A.Luck pass incomplete deep left to A.Johnson. Underthrown, receiver near sideline at BUF 34.	
3-10-IND 49	(2:07) (Shotgun) A.Luck pass incomplete short right to A.Johnson. Thrown wide of receiver, near sideline at BUF 36. Pressure on QB: M.Williams. Timeout #2 by BUF at 02:04.	
4-10-IND 49	(2:03) (Shotgun) A.Luck pass deep right intended for A.Johnson INTERCEPTED by A.Williams (M.Butler) at BUF 31. A.Williams pushed ob at IND 43 for 26 yards (T.Varga). Pass tipped in coverage before INT.	

Two-Minute Warning

Buffalo Bills at 1:52

1-10-IND 43	(1:52) T.Taylor kneels to IND 45 for -2 yards.
2-12-IND 45	(1:12) T.Taylor kneels to IND 46 for -1 yards.
3-13-IND 46	(:32) T.Taylor kneels to IND 47 for -1 yards.
End of game - 4.09 pm	

END OF QUARTER

	Score	Time	First Downs				Efficiencies	
		Poss	R	P	X	T	3 Down	4 Down
Indianapolis Colts	14	5:06	2	4	1	7	2/4	0/1
Buffalo Bills	27	9:54	1	0	0	1	1/6	0/0

Miscellaneous Statistics Report

Indianapolis Colts vs Buffalo Bills
9/13/2015 at Ralph Wilson Stadium

Ten Longest Plays for Indianapolis Colts

Yards	Qtr	Play Start	Play Description
30	1	2-20-IND 10	(3:17) (Shotgun) A.Luck pass deep left to T.Hilton to IND 40 for 30 yards (S.Gilmore). Caught at IND 40, crossing to middle.
29	4	1-10-IND 36	(7:40) (No Huddle) A.Luck pass deep right to P.Dorsett pushed ob at BUF 35 for 29 yards (S.Gilmore). Caught along sideline at BUF 35.
24	4	2-5-IND 25	(2:29) (Shotgun) A.Luck scrambles left guard to IND 34 for 9 yards (N.Bradham, P.Brown). PENALTY on BUF-P.Brown, Personal Foul, 15 yards, enforced at IND 34.
18	4	1-10-BUF 35	(7:14) (No Huddle, Shotgun) A.Luck pass short right to T.Varga to BUF 17 for 18 yards (J.Hughes). Dump pass, caught at BUF 35.
16	1	1-10-IND 9	(8:03) A.Luck pass short left to T.Hilton pushed ob at IND 25 for 16 yards (B.Rambo). BUF-B.Rambo was injured during the play. Screen pass, caught at IND 6. B.Rambo assisted off.
16	4	3-10-IND 20	(8:03) (Shotgun) A.Luck pass short middle to P.Dorsett to IND 36 for 16 yards (B.Rambo). Caught at IND 35, crossing from right.
15	2	3-8-IND 38	(4:58) (Shotgun) A.Luck pass short left to D.Moncrief to BUF 47 for 15 yards (B.Rambo). Caught at IND 47, slanting to middle.
12	1	1-10-IND 8	(4:05) A.Luck pass short right to T.Hilton to IND 20 for 12 yards (R.Darby). Hook pattern, caught at IND 18, slanting to middle.
11	1	2-2-IND 28	(14:24) A.Luck pass short right to T.Hilton pushed ob at IND 39 for 11 yards (R.Darby). Caught along sideline at IND 39.
11	4	1-10-BUF 17	(6:41) (Shotgun) A.Luck scrambles up the middle to BUF 6 for 11 yards (J.Hughes).

Ten Longest Plays for Buffalo Bills

Yards	Qtr	Play Start	Play Description
51	1	2-13-BUF 49	(:09) T.Taylor pass deep right to P.Harvin for 51 yards, TOUCHDOWN. Caught at goal line.
31	2	3-4-BUF 48	(1:19) (Shotgun) T.Taylor scrambles right tackle pushed ob at IND 21 for 31 yards (D.Lowery).
27	2	1-10-BUF 34	(11:11) T.Taylor pass deep middle to C.Clay to IND 40 for 26 yards (D.Butler). FUMBLES (D.Butler), and recovers at IND 39.
26	2	2-15-IND 26	(:26) (No Huddle, Shotgun) Ka.Williams up the middle for 26 yards, TOUCHDOWN.
26	3	1-10-BUF 42	(14:30) T.Taylor pass short right to C.Clay to IND 47 for 11 yards (H.Anderson). Caught at BUF 44.
22	3	1-10-BUF 20	(15:00) T.Taylor pass short left to L.McCoy pushed ob at BUF 42 for 22 yards (D.Lowery). Dump pass, caught bat BUF 18.
20	1	2-16-BUF 21	(10:38) T.Taylor pass short left to L.McCoy to BUF 41 for 20 yards (M.Adams). Swing pass, caught at BUF 20.
16	4	3-4-BUF 26	(5:06) (Shotgun) L.McCoy up the middle to BUF 42 for 16 yards (J.Brown).
15	1	3-5-BUF 37	(1:33) (Shotgun) T.Taylor pass short left to R.Woods to IND 48 for 15 yards (D.Lowery). Caught at BUF 45, slanting to
14	4	2-20-BUF 19	(10:44) (Shotgun) Ka.Williams up the middle to BUF 33 for 14 yards (D.Butler, D.Lowery).

Touchdown Scoring Information

		Offense	Defense	Special Teams
VISITOR	Indianapolis Colts	2	0	0
HOME	Buffalo Bills	3	0	0

Player Scoring Information

Club	Player	TD	Rush TD	Rec TD	KO TD	Punt TD	Int TD	Fum TD	Misc TD	FG	XP	2Pt Rush	2Pt Rec	Sfty	Points
IND	D.Allen	0	0	1	0	0	0	0	0	0	0	0	0	0	6
IND	D.Moncrief	0	0	1	0	0	0	0	0	0	0	0	0	0	6
IND	C.Fleener	0	0	0	0	0	0	0	0	0	0	0	1	0	2
BUF	D.Carpenter	0	0	0	0	0	0	0	0	2	3	0	0	0	9
BUF	A.Dixon	0	1	0	0	0	0	0	0	0	0	0	0	0	6
BUF	Ka.Williams	0	1	0	0	0	0	0	0	0	0	0	0	0	6
BUF	P.Harvin	0	0	1	0	0	0	0	0	0	0	0	0	0	6

Possession Detail

	First Half		Second Half		Game	
	Visitor	Home	Visitor	Home	Visitor	Home
Largest Lead	0	17	0	24	0	24
Drives Leading	0	2	0	6	0	8
Time of Possession Leading	0:00	5:44	0:00	16:14	0:00	21:58
Largest Deficit	-17	0	-24	0	-24	0
Drives Trailing	3	0	4	0	7	0
Time of Possession Trailing	9:16	0:00	13:46	0:00	23:02	0:00
Times Score Tied Up		0		0		0
Lead Changes		1		0		1

Playtime Percentage

Percent of playtime per player on offense, defense and special teams

Indianapolis Colts						Buffalo Bills					
		Offense	Defense	Special Teams				Offense	Defense	Special Teams	
L Louis	G	77 100%		1	4%	R Incognito	G	59 100%		5	20%
J Mewhort	G	77 100%		1	4%	C Glenn	T	59 100%		5	20%
K Holmes	C	77 100%				S Henderson	T	59 100%		5	20%
A Castonzo	T	77 100%				J Miller	G	59 100%		5	20%
A Luck	QB	77 100%				T Taylor	QB	59 100%			
T Herremans	G	76 99%		1	4%	E Wood	C	59 100%			
A Johnson	WR	63 82%				C Clay	TE	56 95%		1	4%
D Moncrief	WR	57 74%		7	28%	S Watkins	WR	50 85%		1	4%
D Allen	TE	52 68%		4	16%	L McCoy	RB	42 71%			
T Hilton	WR	52 68%				P Harvin	WR	37 63%			
C Fleener	TE	37 48%				J Felton	FB	30 51%		3	12%
F Gore	RB	33 43%				R Woods	WR	28 47%		7	28%
T Varga	RB	23 30%		17	68%	M Mulligan	TE	20 34%		7	28%
J Robinson	RB	21 27%		7	28%	K Williams	RB	13 22%		4	16%
P Dorsett	WR	17 22%		4	16%	M Gray	TE	8 14%		18	72%
J Doyle	TE	15 19%		14	56%	C Hogan	WR	4 7%		19	76%
G Whalen	WR	8 10%		15	60%	A Dixon	RB	4 7%		19	76%
J Reitz	G	8 10%		1	4%	C Kouandjio	T	2 3%		5	20%
M Adams	SS		59 100%	5	20%	M Cassel	QB	1 2%			
E Walden	LB		59 100%			N Bradham	LB		77 100%	8	32%
J Freeman	LB		58 98%	5	20%	P Brown	LB		77 100%	7	28%
V Davis	CB		58 98%			A Williams	SS		77 100%	1	4%
D Lowery	FS		56 95%			S Gilmore	CB		77 100%	1	4%
D Butler	CB		55 93%			J Hughes	DE		75 97%		
K Langford	DT		53 90%	4	16%	M Williams	DE		71 92%	1	4%
D Jackson	LB		50 85%	5	20%	B Rambo	SS		69 90%	8	32%
H Anderson	DE		50 85%	1	4%	K Williams	DT		64 83%	1	4%
T Cole	LB		46 78%	5	20%	N Robey	CB		55 71%	9	36%
D Parry	NT		33 56%	6	24%	C Bryant	DT		52 68%	1	4%
J Brown	CB		17 29%	14	56%	R Darby	DB		47 61%		
Z Kerr	DT		17 29%	13	52%	M Lawson	DE		28 36%	7	28%
J Newsome	LB		16 27%	14	56%	M Butler	CB		26 34%	9	36%
C Geathers	DB		11 19%	19	76%	S Charles	DT		23 30%		
B Werner	LB		3 5%	21	84%	A Carrington	DT		18 23%	1	4%
E Okine	DE		3 5%	2	8%	R Brooks	CB		5 6%	16	64%
T McGill	DT		3 5%			D Williams	FS		5 6%	13	52%
C Anderson	SS		1 2%	24	96%	C Graham	CB		1 1%		
N Irving	LB		1 2%	1	4%	M Easley	WR			19	76%
W Guy	FS			18	72%	R Johnson	LB			18	72%
S Moore	LB			18	72%	C Schmidt	P			11	44%
S Price	CB			13	52%	G Sanborn	LS			11	44%
P McAfee	P			8	32%	M Thigpen	WR			7	28%
M Overton	LS			5	20%	J Gay	K			6	24%
A Vinatieri	K			1	4%	A Tarpley	LB			6	24%
J Harrison	C			1	4%						

K Urbik	G	5	20%
D Carpenter	K	5	20%