

# ARIZONA CARDINALS

WEEK 1  
GAME RELEASE  
#NEvsAZ

Mark Dalton - Vice President, Media Relations | Chris Melvin - Director, Media Relations | Mike Helm - Manager, Media Relations  
Matt Storey - Media Relations Coordinator | Morgan Tholen - Media Relations Assistant



## ARIZONA CARDINALS (13-3 in 2015) VS. NEW ENGLAND PATRIOTS (12-4 in 2015) University of Phoenix Stadium | Sept. 11, 2016 | 5:30 PM



### THIS WEEK'S GAME

The Cardinals open the regular season this week when they take on the New England Patriots at University of Phoenix Stadium on NBC's Sunday Night Football. Including the 2015 postseason, this week's game will mark the Cardinals seventh prime time appearance in their last 11 games.

Arizona enters the 2016 campaign amid high expectations coming off one of the most successful seasons in team history. The Cards set a franchise record with 13 wins, capturing the NFC West title and reaching the NFC Championship Game. Arizona finished with the NFL's #1 ranked offense for the first time in franchise history and set team records for points (489), TDs (59), total net yards (6,533) and first downs (373). The defense ranked fifth in the NFL.

The overwhelming majority of players who led the team in 2015 return this season, including 12 of the 13 players who scored an offensive TD in 2015.

The leader of the Cards offensive attack - QB Carson Palmer - returns for his fourth season in Arizona. He is coming off a year in which he set franchise single-season records with 4,671 passing yards, 35 TD passes and a 104.6 passer rating. Also returning are WR Larry Fitzgerald, who set a franchise record with 109 receptions in 2015, and second-year RB David Johnson, who led the team with a franchise rookie record 13 total TDs last year.

On defense, the Cardinals traded for New England LB Chandler Jones, who joins a group that includes Pro Bowlers DT Calais Campbell, CB Patrick Peterson and S Tyrann Mathieu.

The defending AFC East champion Patriots are coming off a 12-4 season that saw them earn their 13th division title and 10th AFC Championship Game appearance of the Bill Belichick era. New England will open a season without All-Pro QB Tom Brady under center for the first time since 2001.

### REMAINING IN AZ FOR WEEK 1

The Cardinals open their 11th season at University of Phoenix Stadium this week when they host the New England Patriots in the regular season opener.

The 2016 season represents the seventh time in 11 seasons (2006, 2009, 2011, 2012, 2014-16) that the Cardinals will begin the regular season at home since the opening of University of Phoenix Stadium in 2006. In 18 seasons at Sun Devil Stadium, the Cards never played at home in Week 1.

The Cardinals first two regular season games will be played at home in 2016 - this week vs. New England and next week vs. Tampa Bay. It marks the sixth time the Cards will play at least two of their first three at home since the team began play at University of Phoenix Stadium. In 18 seasons at Sun Devil Stadium, the Cardinals had two of their first three games at home just one time (2003).

The Cardinals are 9-1 in regular season home openers at University of Phoenix Stadium, having won six straight dating back to 2010. The team has sold out every game played at the stadium since it opened in 2006; this week's game will be #107.



### ARIZONA CARDINALS - 2016 SCHEDULE

Date	Opponent	Location	AZ Time
Sep. 11	NEW ENGLAND+	Univ. of Phoenix Stadium	5:30 PM
Sep. 18	TAMPA BAY	Univ. of Phoenix Stadium	1:05 PM
Sep. 25	@ Buffalo	New Era Field	10:00 AM
Oct. 2	LOS ANGELES	Univ. of Phoenix Stadium	1:25 PM
Oct. 6	@ San Francisco#	Levi's Stadium	5:25 PM
Oct. 17	NY JETS^	Univ. of Phoenix Stadium	5:30 PM
Oct. 23	SEATTLE+ *	Univ. of Phoenix Stadium	5:30 PM
Oct. 30	@ Carolina*	Bank of America Stadium	1:25 PM
Nov. 6	BYE		
Nov. 13	SAN FRANCISCO*	Univ. of Phoenix Stadium	2:25 PM
Nov. 20	@ Minnesota*	U.S. Bank Stadium	11:00 AM
Nov. 27	@ Atlanta*	Georgia Dome	11:00 AM
Dec. 4	WASHINGTON*	Univ. of Phoenix Stadium	2:25 PM
Dec. 11	@ Miami*	Hard Rock Stadium	11:00 AM
Dec. 18	NEW ORLEANS*	Univ. of Phoenix Stadium	2:05 PM
Dec. 24	@ Seattle*	CenturyLink Field	2:25 PM
Jan. 1	@ Los Angeles*	L.A. Memorial Coliseum	2:25 PM

+ NBC Sunday Night Football    ^ ESPN Monday Night Football  
# Thursday Night on NFL Network  
\* Subject to flexible scheduling decisions

### UPCOMING MEDIA SCHEDULE

The Cardinals practice and media schedule for this week is listed below. Practice is open each day for approximately the first 20 minutes and the locker room will be open for 45 minutes.

All requests for assistant coach availability need to be made in advance through the Cardinals Media Relations staff.



- Tues, 9/6 10:30 AM - Practice  
Head coach **Bruce Arians** and QB **Carson Palmer** available at approximately Noon and players available in locker room
- Wed, 9/7 11:00 AM - Practice  
Head coach **Bruce Arians** available at approx. 1:00 PM and players available in locker room
- Thurs, 9/8 11:10 AM - Practice  
Coordinators **James Bettcher** (Defense), **Harold Goodwin** (Offense) and **Amos Jones** (Special Teams) available following practice at approx. 1:00 PM and players available in locker room
- Fri, 9/9 11:00 AM - Practice  
Head coach **Bruce Arians** available at approx. 12:30 PM and players available in locker room
- Sun, 9/11 Cardinals vs. Patriots, 5:30 PM - University of Phoenix Stadium  
NBC Sunday Night Football

### BROADCAST INFORMATION

Television: NBC / Play-By-Play: Al Michaels Analyst: Cris Collinsworth Sideline: Michele Tafoya

National Radio: Westwood One / Play-By-Play: Kevin Kugler Analyst: James Lofton

Cardinals Radio: Arizona Sports 98.7 FM / Play-By-Play: Dave Pasch Analyst: Ron Wolfley Sideline: Paul Calvisi

Cardinals Spanish Radio: KQMR 100.3 FM & KHOV 105.3 FM / Play-By-Play: Gabriel Trujillo Analyst: Rolando Cantu



## CARDS-PATRIOTS CONNECTIONS

### Patriots Connections

Cardinals LB **Chandler Jones** was selected by the Patriots in the first round (21st overall) of the 2012 NFL Draft and played four seasons (2012-15) with New England prior to being acquired in a trade this March. He played in 55 games (52 starts) and had 217 tackles, 36.0 sacks and 10 forced fumbles while also appearing in nine postseason contests (eight starts), including the Patriots Super Bowl XLIX victory at University of Phoenix Stadium.

Cardinals Football Operations Coordinator **Matt Caracciolo** worked for the Patriots from 2005-11. He began as a football operations assistant in 2005 and then spent the next six years as the director of football operations.

Cardinals College Scouting Coordinator **Debbie Pollom** is the sister of the late Mike Pollom, who worked as a scout for the Patriots from 1987-2001.

Cardinals Director, Football Administration **Mike Disner** served as an intern with the Patriots in 2005 and 2006 while attending Williams College in Williamstown, MA.

### Cardinals Connections

Patriots DL **Alan Branch** was selected by the Cardinals in the second round of the 2007 NFL Draft and played in 47 games with Arizona from 2007-10.

Patriots G **Jonathan Cooper** was the Cardinals first-round pick in 2013 and appeared in 24 games (11 starts) in his three years with Arizona (2013-15).

### Massachusetts Connections

Cardinals Vice President, Player Personnel **Terry McDonough** is a Boston native and graduated from the University of Massachusetts. His father, the late Will McDonough, was a long-time sports reporter and columnist at The Boston Globe, and his brother, Sean, served as TV play-by-play announcer for the Boston Red Sox from 1988-2004.

Cardinals G **Cole Toner** went to Harvard from 2012-15, starting 34 games and earning first-team FCS All-America honors as a senior.

Cardinals T **John Wetzel** went to Boston College, playing in 38 games (24 starts) in four seasons with the Eagles from 2009-12.

### Arizona Connections

Patriots TE **Rob Gronkowski** played college football at Arizona, and he set school records for receptions, receiving yards and TD catches by a tight end despite playing only two seasons.

Patriots RB **D.J. Foster** is from Scottsdale and set an Arizona single-season high school record with 60 total TDs as a senior at Saguaro High. He then went on to play at Arizona State from 2012-15, where he finished with 2,355 rushing yards and 2,458 receiving yards for his career while setting a conference record with a reception in 53 consecutive games.

Patriots Offensive Line coach **Dante Scarnecchia** served in the same role at Northern Arizona University in 1979.

Patriots Director of Pro Personnel **Dave Ziegler** was an assistant coach at Chaparral High School in Scottsdale prior to beginning his NFL personnel career.

### College/Pro Connections

Cardinals DT **Frostee Rucker** and Patriots DL **Jabaal Sheard** were teammates with the Cleveland Browns in 2012.

Cardinals CB **Patrick Peterson** (2008-10), S **Tyrann Mathieu** (2010-11), LB **Kevin Minter** (2009-12) and LB **Lamar Louis** (2012-15) were teammates with Patriots LB **Barkevious Mingo** (2009-12) at LSU, while Mathieu, Minter and Louis also played for the Tigers with Patriots DL **Anthony Johnson** (2011-13).

Cardinals DT **Ed Stinson** (2009-13) played at Alabama with Patriots LB **Dont'a Hightower** (2008-11) and CB **Cyrus Jones** (2012-15).

Cardinals CB **Marcus Cooper** (2008-12) was a teammate of Patriots LB **Jonathan Freeny** (2007-10), DB **Duron Harmon** (2009-12), DB **Devin McCourty** (2005-09) and CB **Logan Ryan** (2010-12) at Rutgers.

Cardinals DT **Josh Mauro** (2009-13) and RB **Stepfan Taylor** (2009-12) played at Stanford with Patriots OL **Cameron Fleming** (2010-13) and DB **Jordan Richards** (2011-14).

Cardinals LB **Alex Okafor** played at Texas with Patriots DL **Malcom Brown** in 2012.

Cardinals T **D.J. Humphries** and Patriots QB **Jacoby Brissett** played together at Florida in 2012 before Brissett transferred to North Carolina State.

In 2011, Cardinals P **Drew Butler** was at Georgia with Patriots C **David Andrews** and WR **Malcolm Mitchell**.

Cardinals Offensive Assistant **Kevin Garver** and Patriots Special Teams coach **Joe Judge** were on the Alabama coaching staff together from 2009-11.

## CARDS VS. PATRIOTS - THE SERIES

This week's primetime contest between the Cardinals and the Patriots represents the 14th all-time matchup between the two teams in a series that dates back to 1970. Arizona holds a 7-6 advantage in the series.

The last time the two teams met - in 2012 at New England - the Cardinals snapped a five-game winless streak against the Patriots that dated back to 1991. The Arizona victory marked the Patriots first-ever loss in a home opener at Gillette Stadium. They held a perfect 10-0 record in home openers prior to the Cardinals 20-18 last second win.

The Cards are hosting the Patriots for the first time since 2004 and the first time at University of Phoenix Stadium, where New England has appeared twice in the Super Bowl. This week's game will leave the Jets, Jaguars and Titans as the only teams never to have played at University of Phoenix Stadium during the regular season.

### CARDS-PATRIOTS ALL-TIME SERIES

- **Overall Series:** 7-6
- **Cardinals at home vs. NE:** 4-4
- **Cardinals Last Win:** 9/16/12 @ New England, W, 20-18
- **First Meeting:** 11/8/70 vs. Boston, W, 31-0
- **Last Meeting:** 9/16/12 @ New England, W, 20-18

## 2015 SEASON STATISTICS

Statistic	Cards	Rank	Patriots	Rank
Points Scored/Game	30.6	2	29.1	3
Points Allowed/Game	19.6	7t	19.7	10
TDs Scored	58	2	52	3
TDs Allowed	34	6t	36	11t
Rushing TDs	16	6t	14	11
Passing TDs	35	3t	36	1t
Return TDs	7	1t	2	23t
Rushing TDs Allowed	9	8t	8	6t
Passing TDs Allowed	24	11t	24	11t
Return TDs Allowed	1	3	4	16t
Sacked/Yards Lost	27/159	4t	38/225	14
Fumbles/Lost	23/11	23t	14/7	2t
Field Goals Made	28/31	13t	33/36	3t
Total Yards/Game	408.3	1	374.4	6
Opp. Total Yards/Game	321.7	5	339.4	9
Rushing Yards/Game	119.8	8	87.8	30
Opp. Rushing Yards/Game	91.3	6	98.8	9
Passing Yards/Game	288.5	2	286.7	5
Opp. Passing Yards/Game	230.4	8	240.7	17
Turnover Ratio	+9	4	+7	5t
Average Time of Possession	32:04	1	30:08	18t

## THE COACHES

Bruce Arians



<b>44-19*</b>	<b>Overall Record</b>	<b>246-123</b>
<b>43-17</b>	<b>Regular Season Record</b>	<b>223-113</b>
<b>1-2</b>	<b>Playoff Record</b>	<b>23-10</b>
<b>4th</b>	<b>Years as NFL Head Coach</b>	<b>22nd</b>
<b>4th</b>	<b>Years with Team</b>	<b>17th</b>

Bill Belichick



\*Includes Arians' 9-3 record as interim head coach with the Colts in 2012, for which he earned NFL Coach of the Year honors.

Two-time NFL Coach of the Year (2012, 2014), **Bruce Arians** is in his fourth season in Arizona and 24th season coaching in the NFL. Arians became an NFL head coach for the first time when the Cardinals hired him on January 17, 2013. Arizona has posted a 35-15 record (including postseason) under Arians, who is just the 10th coach in NFL history to post three straight 10+ win seasons in his first three years as a head coach in the NFL. Including his tenure as interim head coach with Indy in 2012, Arians has posted a 43-17 regular season record as head coach. Among active NFL head coaches, only Bill Belichick (46) and Pete Carroll (44) have more wins in his last 60 games.

Now in his 17th season as head coach in New England, **Bill Belichick** was hired into his position on January 27, 2000. During his first 16 seasons with the Patriots, Belichick has led the team to four Super Bowl championships, six conference titles, 13 division crowns and 22 playoff victories. His four Super Bowl titles are tied with Chuck Noll for the most in NFL history by a head coach. Having led the Patriots to 15 consecutive winning seasons, he needs a winning record in 2016 to join Tom Landry as the only coaches in NFL history to lead their team to 16 consecutive winning seasons.



## YEAR 11 IN THE NEST

The 2016 season marks the Cardinals 11th season playing at University of Phoenix Stadium, which opened in 2006.



Dating back to 2013, the Cardinals have a 19-5 record at home in the regular season. Their .826 home win percentage during that span is tied for the fourth-best mark in the NFL - and top mark in the NFC.

### NFL Leaders - Home Win % (2013-15)

Rnk	Team	Pct	W	L	T
1	New England	.917	22	2	0
2	Denver	.875	21	3	0
3	Cincinnati	.813	19	4	1
4t	Arizona	.792	19	5	0
4t	Carolina	.792	19	5	0
4t	Seattle	.792	19	5	0

The Cardinals enter this week's season opener against New England with a streak of 10 consecutive home wins in the month of September. Arizona has not lost a home game in September since Week 3 of the 2009 season.

Below is a look at the organization's success in its first 10 seasons at University of Phoenix Stadium compared to 18 seasons at Sun Devil Stadium.

Overall Comparison Statistic	10 seasons at UoP Stadium	18 seasons at SD Stadium
Regular Season Record	84-76	100-188
Postseason Record	5-4	1-1
Overall Record	89-80	101-189
Regular Season Win Pct.	.527	.347
Win Pct. - NFL Rank	t-13th	31st
Avg. Wins Per Season (2006-15)	8.4	5.5
Seasons with Winning Record	5	1
Season with .500 Record or Better	7	2
Seasons with 9+ Wins	5	1
Seasons with 11+ Wins	3	0
Best Regular Season Record	13-3	9-7
Postseason Berths	4	1
Division Titles	3	0
Conference Championship Games	2	0
Super Bowl Appearances	1	0

### Home Record Comparison

Statistic	UoP Stadium	SD Stadium
Sellouts	106	12
Regular Season Home Record	52-28	64-80
Postseason Home Record	4-0	0-0
Overall Home Record (RS+post)	56-28	64-80
Regular Season Home Win Pct.	.667	.444
Home Win Pct. - NFL Rank	7th	30th
Week 1 Home Openers (W-L)	6 (5-1)	0 (0-0)
Avg. Home Wins/Season (2006-15)	5.2	3.5

## SELLOUTS PROVIDE ADVANTAGE

The Cardinals sellout streak at University of Phoenix Stadium continued last season, selling out all 11 games (including preseason and postseason). Including the two preseason matchups this season, the team has sold out all 106 games played at the stadium.

Having a sellout crowd on hand - and the ensuing noise it produces - has given the Cardinals one of the NFL's most distinct advantages.



Dating back to the inaugural year at the stadium in 2006, Cardinals opponents have accumulated 134 accepted false start penalties in the regular season, the most for any home team in the NFL during that span.

### NFL Leaders - Opponent False Start Penalties (2006-Present)

FS	Home Team	Stadium
134	Arizona Cardinals	University of Phoenix Stadium
125	Minnesota Vikings	Mall of America Field/TCF Bank Stadium
123	Seattle Seahawks	CenturyLink Field
118	Philadelphia Eagles	Lincoln Financial Field
117	Detroit Lions	Ford Field

## WELCOME HOME

The last meeting between the Cardinals and Patriots occurred in Foxborough when Arizona handed New England its first-ever loss in a home opener at Gillette Stadium. The Patriots had won an NFL-best 10 consecutive home openers prior to the Cardinals victory.

Entering the 2016 season, it is the Cardinals who have a winning streak in home openers on the line. Arizona's three consecutive wins in home openers dating back to 2010 represents the third-longest active streak in the NFL.

### Consecutive Wins in Home Openers (NFL)

Rnk	Team	Wins
1	Atlanta	8
2	Seattle	7
3	Arizona	6
4	NY Jets	5
5t	Cincinnati/Denver	4

The Cardinals have been nearly unbeatable when playing in front of their home fans at University of Phoenix Stadium in the home opener. Arizona is 9-1 in those contests since beginning play at the venue in 2006.

### Cardinals in Regular Season Home Opener (2006-15)

Year	Result	Year	Result
2015	W, 31-19 vs. NO (Wk 1)	2010	W, 24-23 vs. Oak (Wk 3)
2014	W, 18-17 vs. SD (Wk 1)	2009	L, 16-20 vs SF (Wk 1)
2013	W, 25-21 vs. Det (Wk 2)	2008	W, 31-10 vs. Mia (Wk 2)
2012	W, 20-16 vs. Sea (Wk 1)	2007	W, 23-20 vs. Sea (Wk 2)
2011	W, 28-21 vs. Car (Wk 1)	2006	W, 34-27 vs. SF (Week 1)

## A FAMILIAR PLACE FOR THE PATS

The Patriots are one of just four teams that has never played at University of Phoenix Stadium during the regular season, but the team does have a memorable history in the Cardinals home stadium. New England has played in each of the two Super Bowls held at the venue (XLII vs. NY Giants; XLIX vs. Seattle). In the lead-up to Super Bowl XLIX following the 2014 season the Patriots also spent the week practicing at the Cardinals newly-renovated training facility in Tempe.

The Patriots Super Bowl appearances at University of Phoenix Stadium were both memorable affairs. Their dream of a perfect season was dashed with a 21-17 loss to the Giants in Super Bowl XLII. Seven years later they defeated the Seahawks 28-24 in Super Bowl XLIX in one of the most dramatic finishes in title game history as Malcolm Butler's goal-line interception preserved the victory.

## THE RING WILL GO GREEN

During halftime of the Week 4 contest vs. the Rams at University of Phoenix Stadium, the Cardinals will induct **WR Roy Green** into the Ring of Honor.



A true triple-threat who excelled on offense, defense, and special teams, Green spent 12 seasons (1979-90) with the Cardinals after joining the team as a fourth-round selection (89th overall) in the 1979 NFL Draft out of Henderson State. He was a two-time Pro Bowl selection (1983-84) and two-time All-Pro selection (1983-84).

Green's place among the franchise's all-time greats is clearly demonstrated by his stellar career numbers. He ranks second in Cardinals history in career TDs (69), third in all-purpose yards (10,798), and fourth in 100-yard receiving games (20). His 26 TDs scored between 1983-84 are the most by any player in franchise history over a two-year span. He had three 1,000-yard receiving seasons (1983, '84, '88) and had a career-high 14 TDs in 1983 and 12 TDs in 1984.

He finished his Cardinals career with 522 receptions for 8,496 yards and 66 receiving TDs in 168 regular season games (127 starts). He also returned 84 kickoffs for 1,932 yards (23.0 yard avg.) and one TD, had 27 punt returns for 230 yards and one TD and had 140 yards and one TD on 23 rushes. Green also played defensive back with the Cardinals and had four interceptions and four fumble recoveries. He played his final two NFL seasons (1991-92) with Philadelphia where he appeared in 22 games with three starts before retiring in 1993.

Green will become the 16th member of the Cardinals Ring of Honor, the creation of which coincided with the opening of University of Phoenix Stadium in 2006. He will be the first wide receiver in the group whose other 15 members include Charles W. Bidwill, Sr. (Owner), Jimmy Conzelman (Coach), T Dan Dierdorf, HB John "Paddy" Driscoll, HB/DB Marshall Goldberg, CB Dick "Night Train" Lane, HB Ollie Matson, HB Ernie Nevers, S Pat Tillman, HB Charley Trippi, QB Kurt Warner, CB Roger Wehrli, CB Aeneas Williams, S Adrian Wilson and S Larry Wilson.

## BY THE NUMBERS

**106**

Sellouts at University of Phoenix Stadium (including preseason and postseason). The Cardinals have sold out every game played at the stadium since it opened in 2006. This week will be #107.

**7**

Seasons - including 2016 - that the Cardinals have played at home in Week 1 since beginning play at University of Phoenix Stadium. In 18 seasons at Sun Devil Stadium, the Cards never played at home in Week 1.

**6**

Consecutive wins in home openers for the Cardinals dating back to 2010. Only Atlanta (8) and Seattle (7) have longer active streaks.

**10**

Consecutive home wins in the month of September for Arizona. The Cardinals have not lost at home in September since Week 3 of the 2009 season.

**5-0**

Arizona's record in prime time games last season, including a 3-0 record on Sunday Night Football. Arizona, New England (5-1) and Denver (5-0) were the only teams in the NFL with at least five prime time wins in 2015.

**489**

Points scored by the Cardinals in 2015, a franchise single-season record. Of those 489 points, 471 were scored by players who return in 2016.

**58**

TDs scored by the Cardinals in 2015, a new franchise single-season record. Of the 22 players who scored a TD for Arizona last season, 19 return in 2016; that includes 12 of the 13 players who scored an offensive TD.

**13-3**

Arizona's record during the 2015 regular season. The Cardinals 13 wins were the most in a season in franchise history.

**5**

NFL teams that have won 10+ games in each of the last three seasons - Arizona, Seattle, New England, Denver and Cincinnati.

**34**

Wins for the Cardinals in the last three regular seasons. That's the most in franchise history over any three-year span (previous record was 31, 1974-76). Among all NFL teams only Denver (37), New England (36) and Seattle (35) have more in that span.

**23**

Coaches on the Cardinals staff. All 23 coaches on this year's staff return from last season.

**.717**

Win percentage for Bruce Arians in his 60 games as a head coach (43-17). Among all-time NFL head coaches with at least 50 career games, Arians' .717 win percentage is the fifth-best in NFL history.

**408.3**

Average yards per game for the Cardinals last season. For the first time in franchise history, Arizona had the NFL's top-ranked offense in 2015.

**321.7**

Average yards allowed per game for the Cardinals last season. Arizona had the NFL's fifth-ranked defense in 2015. The Cards and Seahawks were the only teams in the NFL that ranked in the top 5 on both offense and defense in '15.

**179**

Consecutive games with a reception for WR Larry Fitzgerald. That represents the longest active streak in the NFL. Fitzgerald needs a reception in each of the first seven games this season to pass Terrell Owens (185) for fifth place on the NFL's all-time list for consecutive games with a reception.

**306**

Passing yards for Carson Palmer in the 2015 season opener vs. New Orleans. Palmer has 300+ passing yards in all three season openers as a member of the Cardinals.

**3**

NFL players with at least 200+ tackles, 36+ sacks and 10+ forced fumbles over the last four seasons (2012-15): Arizona's Chandler Jones, Houston's J.J. Watt and Washington's Ryan Kerrigan.

**2**

Rookie free agents who made the Cardinals Week 1 roster in 2016 - LB Lamar Louis and LS Kameron Canaday. Arizona has had at least two rookie free agents make the Week 1 roster in all four seasons under GM Steve Keim and head coach Bruce Arians.

## CARDS OPEN ON SUNDAY NIGHT

This week the Cardinals and Patriots square off on NBC's Sunday Night Football. This week's game represents the Cardinals eighth-ever regular season appearance on Sunday Night since NBC began airing the package.



NBC has also broadcast three of the Cardinals postseason contests in that time. That includes last season's thrilling OT victory over the Green Bay Packers in the Divisional round that earned the network an Emmy for Outstanding Playoff Coverage and was seen by nearly 39 million viewers.

### Playing To A Large Audience

Sunday Night Football has been the most-watched prime time television show of any kind in the U.S. each of the last five years. The 2015 season represented NBC's 10th season broadcasting Sunday Night Football. The network has aired 180 regular season telecasts over the last decade.

### Most Consecutive Years, #1 Ranked Show in Primetime, Since 1950

6 years in a row - *American Idol* (2005-06 through 2010-11)  
**5 years in a row - Sunday Night Football (2011-12 through 2015-16)**  
 5 years in a row - *The Cosby Show* (1985-86 through 1989-90)\*  
 5 years in a row - *All in the Family* (1971-72 through 1975-76)  
 4 years in a row - *Gunsmoke* (1957-58 through 1960-61)  
 \*Tied *Cheers* in 1989-90

Last season, the NBC Sunday Night Football telecast established all-time highs with an average of 22.5 million viewers and a 22 share. It also tied its record with a 13.0 average household rating.

### Cardinals Shine in Prime Time in 2015

The Cardinals finished the 2015 regular season with a perfect 5-0 record in primetime games. That included a 3-0 mark on SNF. Prior to 2015, Arizona had four total wins on SNF in the previous 14 seasons. The Cards had also never won more than two primetime games in a season.

### Cardinals Primetime Results in 2015

Week	Opponent	Result
7	vs. Baltimore (MNF)	W, 26-18
10	@ Seattle (SNF)	W, 39-32
11	vs. Cincinnati (SNF)	W, 34-31
14	vs. Minnesota (TNF)	W, 23-20
15	@ Philadelphia (SNF)	W, 40-17

Playing on Sunday night was a common occurrence for both the Cardinals and Patriots last season. The two teams combined for seven appearances on SNF during the 2015 regular season.

The Cardinals joined the Patriots (5-1) and Broncos (5-0) as the only teams in the NFL with at least five wins in primetime games in 2015.

The Cardinals joined the Broncos as the only two teams with three wins on SNF in 2015. Since NBC began airing SNF in '06, no team has won four SNF matchups in a single season.

### CARDS PRIMETIME HIGHLIGHTS

- The Week 15 matchup at Philadelphia last season was the second Cardinals game in 2015 that was flexed into SNF after the Bengals home matchup in Week 11. The 2015 season marked the first time in team history that the Cardinals were flexed multiple times in a season. Prior to the Cardinals and Vikings last year the only team "flexed" into SNF twice in a season was Philly in 2013.
- Arizona's five primetime appearances last season represent a franchise single-season record.

## NFL SCHEDULE - WEEK 1

Below is a look at this week's NFL schedule. All times Arizona.

### Thursday, September 8

Carolina Panthers at Denver Broncos - 5:30 PM (NBC)

### Sunday, September 11

Tampa Bay Buccaneers at Atlanta Falcons - 10:00 AM (FOX)  
 Minnesota Vikings at Tennessee Titans - 10:00 AM (FOX)  
 Cleveland Browns at Philadelphia Eagles - 10:00 AM (CBS)  
 Cincinnati Bengals at New York Jets - 10:00 AM (CBS)  
 Oakland Raiders at New Orleans Saints - 10:00 AM (FOX)  
 San Diego Chargers at Kansas City Chiefs - 10:00 AM (CBS)  
 Buffalo Bills at Baltimore Ravens - 10:00 AM (CBS)  
 Chicago Bears at Houston Texans - 10:00 AM (FOX)  
 Green Bay Packers at Jacksonville Jaguars - 10:00 AM (FOX)  
 Miami Dolphins at Seattle Seahawks - 1:05 PM (CBS)  
 New York Giants at Dallas Cowboys - 1:25 PM (FOX)  
 Detroit Lions at Indianapolis Colts - 1:25 PM (FOX)

**New England Patriots at Arizona Cardinals - 5:30 PM (NBC)**

### Monday, September 12

Pittsburgh Steelers at Washington Redskins - 4:10 PM (ESPN)  
 Los Angeles Rams at San Francisco 49ers - 7:20 PM (ESPN)

## NEW FACES IN 2016

Below is a breakdown of the new faces in Arizona this season:

• The Cards have added 4 veteran players, 5 draft picks and 2 rookie free agents in 2016. In all, 11 of the 53 players (20.8%) on the roster were not with the Cardinals during the 2015 season.

Below is a look at the Cardinals roster turnover each season under GM Steve Keim:

### Regular Season Week 1 Roster (2013-16)

Year	New Players	Pct
2013	26	49.1
2014	18	33.9
2015	17	32.1
2016	11	20.8

### Veteran Players – Position (Previous Team)

**Tyvon Branch** - Safety (Kansas City)

**Marcus Cooper** - Cornerback (Kansas City)

**Chandler Jones** - Linebacker (New England)

**Evan Mathis** - Guard (Denver)

### Draft Picks – Position (Selection)

**Robert Nkemdiche** - Defensive Tackle (1st Round, 29th Overall)

**Brandon Williams** - Cornerback (3rd Round, 92nd Overall)

**Evan Boehm** - Center (4th Round, 128th Overall)

**Marqui Christian** - Safety (5th Round, 167th Overall)

**Cole Toner** - Guard (5th Round, 170th Overall)

### Rookie Free Agents – Position (School)

**Kameron Canaday** - Long Snapper (Portland State)

**Lamar Louis** - Linebacker (LSU)

• Of the 53 players on the Cardinals current roster, 38 appeared in at least one game for Arizona last season.

• Of the 37 players who started at least one game for Arizona last season, 30 return in 2016.

• Since January 5th, the Cardinals have made a total of 147 transactions, including free agency, the NFL Draft, rookie free agent signings, released and re-signed players, trades, waived-injured players and practice squad.

• With rookie free agents LB **Lamar Louis** and LS **Kameron Canaday** both earning a spot on the roster, the Cardinals have now had multiple rookie free agents earn a spot on the Week 1 53-man roster in all four seasons under GM **Steve Keim** and head coach **Bruce Arians**.

### CARDINALS NAME PRACTICE SQUAD

On Sunday Arizona announced that the team had re-signed eight players to the practice squad. All eight were with the team during preseason.

WR **Chris Hubert**, WR **Brittan Golden**, CB **Harlan Miller**, TE **Ifeanyi Momah**, RB **Elijhaa Penny**, T **Givens Price**, LB **Shaq Riddick** and TE **Hakeem Valles**.

On Tuesday the team announced that QBs **Zac Dysert** and **Aaron Murray** were signed as the final two practice squad additions.



## A LOT OF TALENT RETURNS

By any measure, Arizona posted one of the best seasons in franchise history in 2015. Like every NFL team, the Cardinals roster underwent change in the offseason. However, the overwhelming majority of players who led the team in 2015 return this season.

A total of 22 different players scored points for the Cardinals in 2015 and 19 of those players return in 2016.

### Current Cards who Scored in 2015

Player	Points
Chandler Catanzaro	137 (53 PAT, 28 FG)
David Johnson	78 (13 TD)
Larry Fitzgerald	54 (9 TD)
John Brown	42 (7 TD)
Michael Floyd	36 (6 TD)
Darren Fells	18 (3 TD)
Andre Ellington	18 (3 TD)
Chris Johnson	18 (3 TD)
Troy Niklas	12 (2 TD)
J.J. Nelson	12 (2 TD)
Tyrann Mathieu	6 (TD)
Deone Bucannon	6 (TD)
Tony Jefferson	6 (TD)
Jaron Brown	6 (TD)
Jermaine Gresham	6 (TD)
Justin Bethel	6 (TD)
Carson Palmer	6 (TD)
Frostee Rucker	2 (Safety)
Kevin Minter	2 (Safety)

### NOTES ON RETURNERS

–Arizona scored 51 offensive TDs in 2015. Of the 13 players who scored an offensive TD for the Cards last season, 12 return for 2016.

–Of the franchise single-season record 489 points scored by Arizona in 2015, 471 were scored by players who remain on the current roster.

## CARDINALS PRONUNCIATIONS

C Evan Boehm	BAME (like Name)
WR Jaron Brown	juh-RON
§LB Deone Bucannon	day-OWN
DT Calais Campbell	kuh-LAY-us
K Chandler Catanzaro	cat-un-ZAIR-oh
LB Alani Fua	ah-LAH-nee / FOO-ah
G Mike Iupati	yoo-PAH-tee
S Tyrann Mathieu	TY-run (like Byron) / Matthew
DT Josh Mauro	MORE-oh
DT Robert Nkemdiche	kim-DEE-chee
LB Alex Okafor	OH-kuh-for
RB Stepfan Taylor	stuh-FONN
T Jared Veldheer	vell-DEER
NT Xavier Williams	ex-ZAVE-yer

## CARDINALS - BEST OF WEEK 1

Below is a look at Cardinals single-game records for the season opener:

### Rushing

100-yard games: 9

Last 100-yard game: 9/7/08 @ SF, Edgerrin James (100)

Most yards: 193, Ottis Anderson, 9/2/79 vs. Dal

Longest run: 76, Ottis Anderson, 9/2/79 vs. Dal (TD)

Rushing TDs: 2 (7X), last Wayne Morris, 9/7/80 vs. NYG

### Receiving

100-yard games: 20

Last 100-yard game: 119, Michael Floyd, 9/8/14 vs. SD

Most yards: 217, Anquan Boldin, 9/7/03 @ Det

Longest rec.: 85, Woodley Lewis, 9/27/59 vs. Was (TD)

Receiving TDs: 3, Sonny Randle, 9/23/60 @ LA Rams

Receptions: 13, Larry Fitzgerald, 9/11/05 @ NY Giants

### Passing

300-yard games: 10

Last 300-yard game: 307, Carson Palmer, 9/13/15 vs. NO

Most yards: 383, Charley Johnson, 9/19/65 @ Phi

Passing TDs: 4, John Roach, 9/23/60 @ LA Rams

### Kickoff Return TD

Les Goble, 94 yards, 9/26/54 vs. NYG

Elbie Schultz, 18 yards, 9/24/44 vs. Cleveland Rams

### Punt Return TD

Patrick Peterson, 89 yards, 9/11/11 vs. Car

### Interceptions

2, three times, last Adrian Wilson @ St. Louis, 9/12/10

## CARDS ANNOUNCE CAPTAINS

Arizona announced the six team captains for the 2016 season as selected in a team vote.

On offense, QB **Carson Palmer** and WR **Larry Fitzgerald** were named captains. The 2015 season marks the ninth time in Palmer's career he has been named a captain and fourth straight year with Arizona. Fitzgerald was named a captain for the sixth time. Fitzgerald is the Cardinals longest tenured player, now in his 13th NFL season. He earned the honor in five consecutive seasons between 2009-13.



On defense, CB **Patrick Peterson** and S **Tyrann Mathieu** were named team captains. Peterson will serve as a captain for the third time in his career and for the second straight year (2013, 2015-16). Now in his fourth NFL season, Mathieu will serve as a team captain for the first time in his career.

Serving as special teams captains are CB **Justin Bethel** and K **Chandler Catanzaro**. Bethel - who is coming off Pro Bowl selections in each of the last three seasons - was named a captain for the second consecutive year. A rookie free agent signing in 2014, Catanzaro was named a captain for the first time in his career.



## A DECADE OF DISTINCTION

The Cardinals have been in the Bidwill family since Pro Football Hall of Famer Charles Bidwill purchased the team in 1933. Charles' son Bill handled day-to-day operations for decades before passing the torch to his son, Michael, who is now in his 10th season as team President.



Since **Michael Bidwill** took over as President in 2007, the Cards have gone .500 or better in seven of nine seasons (just twice in previous 20 years) and posted four double-digit win seasons (none in previous 20).

The 2015 season was a banner year for the organization as the team won the NFC West, set a franchise record for wins in the regular season (13) and earned the first postseason bye in team history.

Of the Cardinals seven all-time postseason wins, five have come during Bidwill's nine years as team President. Arizona has played in nine postseason contests since Bidwill took over in 2007. The Cardinals played just seven total playoff games in their entire history prior to his tenure.

Michael spearheaded the effort that led to the creation of University of Phoenix Stadium, which preceded that aforementioned run of on-field success. The Cardinals have sold out all 106 games played (preseason and post-season included) and the stadium since it opened in 2006; in 18 years at Sun Devil Stadium, just 12 games were sold out in time to be televised locally.

The Cardinals success under Bidwill has greatly elevated the team's popularity both locally and nationally. That fact is best measured in the record-setting ratings for Cardinals game broadcasts. Locally, the team established a host of franchise record for the TV broadcasts in both 2015 and 2014. Nationally, the team's exposure is at an all-time high. Having never appeared in more than three primetime games in a single season, the Cardinals played an unprecedented five primetime games during the 2015 regular season and posted a perfect 5-0 record those matchups.

Michael was also the driving force behind the critically-acclaimed series "All Or Nothing" that debuted on Amazon Video in July of this year.

Michael was pivotal not only in helping Arizona land Super Bowl XLIX - the second in eight seasons at University of Phoenix Stadium - but he also secured the 2015 Pro Bowl. Played a week apart, the game delivered a record economic impact of \$720 million to the region.

Below is a look at the organization's success in the nine seasons since Michael Bidwill was named team President.

### First 9 Seasons Under Bidwill

Statistic	Totals
Regular Season Record	79-65
Postseason Record	5-4
Overall Record	84-69
Regular Season Win Pct.	.549
Win Pct. - NFL Rank	t-8th
Avg. Wins Per Season (2007-15)	8.8
Regular Season Home Record	49-23
Postseason Home Record	4-0
Overall Home Record (RS+post)	53-23
Regular Season Home Win Pct.	.681
Home Win Pct. - NFL Rank	t-6th
Season with .500 Record or Better	7
Seasons with 9+ Wins	5
Seasons with 10+ Wins	4
Best Regular Season Record	13-3
Postseason Berths	4
Division Titles	3
Conference Championship Games	2
Super Bowl Appearances	1
Pro Bowl Selections (Avg/Year)	36 (4)
Primetime Games	19

## KEIM LAYS THE FOUNDATION

The Cardinals are coming off three consecutive 10+ win seasons in **Steve Keim's** first three years as GM. As soon as he was elevated to the position in January of 2013, Keim began re-shaping the roster.



The overhaul during his first three years was dramatic - and resulted in a 34-14 record in that span. During his first 36 months as GM, Keim made 592 roster moves, including 182 moves in 2015 as the Cards established a franchise record for wins (13).

He was named Pro Football Talk's Executive of the Year in both 2013 and 2014, and added Sporting News Executive of the Year in 2014.

The 2015 campaign was one of the most successful seasons in franchise history. In addition to establishing a record for wins, the team also set franchise marks for total offense, points scored and total TDs. Arizona had the NFL's #1 ranked offense last season, and the Cardinals finished with a defense that ranked in the top five as well. The roster that has accomplished those feats was built from the ground up by Keim and his staff.

- Of the 53 players on the Cardinals final 2015 roster, 44 were acquired by Keim during his time as GM.

- Of the 36 players who started a game last season, 28 were brought in by Keim.

- Arizona's final 53-man roster in 2015 featured 21 players who were either drafted by Keim or signed by the team as rookie free agents (15 draft picks, 6 rookie free agents).

### PUTTING TOGETHER A PRO BOWL ROSTER

All seven Arizona players selected to the Pro Bowl in 2015 - special teamer **Justin Bethel**, DT **Calais Campbell**, WR **Larry Fitzgerald**, G **Mike Iupati**, S **Tyrann Mathieu**, QB **Carson Palmer** and CB **Patrick Peterson** - return for the 2016 season.

In the offseason, the Cardinals acquired 2015 Pro Bowl LB **Chandler Jones** in a trade with the Patriots. The team also signed G **Evan Mathis** (2013 and 2014 Pro Bowler) in free agency.

*Arizona enters the 2016 season with 11 players on its roster who have been selected to the Pro Bowl, including eight who were chosen in 2015.* Only Carolina (14) and Indianapolis (12) have more Pro Bowlers on their current roster.

### Cardinals Pro Bowlers

Player (Pos)	PBs	(Years)
Larry Fitzgerald (WR)	9	2005, 2007-13, '15
Patrick Peterson (CB)	5	2011-15
Mike Iupati (G)	4	2012-15
Carson Palmer (QB)	3	2005-06, '15
Justin Bethel (ST)	3	2013-15
Chris Johnson (RB)	3	2008-10
Calais Campbell (DE/DT)	2	2014-15
Jermaine Gresham (TE)	2	2011-12
Evan Mathis (G)	2	2013-14
Tyrann Mathieu (S)	1	2015
Chandler Jones (LB)	1	2015

During each of his first three offseasons as GM, Keim signed a free agent who went on to make the Pro Bowl that season (Mike Iupati-2015, Antonio Cromartie-2014, John Abraham-2013). The Cardinals were the only team in the NFL to accomplish such a feat.

### Long History with the Organization

Keim was promoted to General Manager on January 8, 2013 after 14 seasons in the Cardinals organization.

The 43-year old originally joined Arizona in May, 1999 as a college scout in the east. He was promoted to Director of College Scouting in 2006, Director of Player Personnel in 2008, and then was promoted to Vice President, Player Personnel in May, 2012.

## NINE DAYS - TWO GREAT HIRES

In a nine-day span in January of 2013, Cardinals President **Michael Bidwill** hired GM **Steve Keim** (Jan. 8) and head coach **Bruce Arians** (Jan. 17). In the resulting three seasons, the Cardinals won more games (34) than any other three-year span in franchise history.

In January of 2013 there were eight head coach openings. None were hired later than Arians and four of the eight no longer hold those jobs. Keim was one of seven GMs hired in January of 2013. On the seven, only he and Carolina's Dave Gettleman had their teams in the postseason in both 2014 and 2015.

### Head Coaches Hired in January 2013

Andy Reid, KC	January 4
Doug Marrone, Buf*	January 6
Rob Chudzinski, Cle*	January 10
Mike McCoy, SD	January 15
Marc Trestman, Chi*	January 16
Chip Kelly, Phi*	January 16
Gus Bradley, Jax	January 17
<b>Bruce Arians, AZ</b>	<b>January 17</b>

\* No longer with team

### Team Record Since '13

31-17 (.646)
23-25 (.479)
14-34 (.292)
22-26 (.458)
19-29 (.396)
27-21 (.563)
12-36 (.250)
<b>34-14 (.708)</b>

### GMs Hired in January 2013

<b>Steve Keim, AZ</b>	<b>January 8</b>	<b>34-14 (.708)</b>
David Caldwell, Jax	January 8	12-36 (.250)
Tom Telesco, SD	January 9	22-26 (.458)
Dave Gettleman, Car	January 9	34-13-1 (.719)
John Dorsey, KC	January 14	31-17 (.646)
John Idzik, NYJ*	January 18	22-26 (.458)
Mike Lombardi, Cle*	January 18	14-34 (.292)

\* No longer with team

## WINNING RESULTS

**Bruce Arians** is 20 games over .500 as the Cardinals head coach (34-14). Including his 9-3 record as an interim head coach with Indy in 2012, he is 26 games over .500 as an NFL head coach (43-17). Among active head coaches, only Bill Belichick (46) and Pete Carroll (44) have more wins than Arians (43) in his last 60 games.



### NFL Head Coaches In Their Last 60 Games

W-L	Coach (Team)
46-14	Bill Belichick (New England)
44-16	Pete Carroll (Seattle)
<b>43-17</b>	<b>Bruce Arians (Arizona/Indianapolis)</b>
42-18	John Fox (Chicago/Denver)
41-18-1	Marvin Lewis (Cincinnati)
40-19-1	Mike McCarthy (Green Bay)

Arians has a .717 win percentage in 60 regular season games as a head coach. Among head coaches in NFL history with a minimum of 50 career games, Arians' .717 win percentage ranks fifth all-time.

### All-Time - Head Coaches w/ Best Career Win Pct (Min. 50 gms)

Rnk	Coach (Team)	Win %
1	Guy Chamberlin (Cle/Frankford/Chi. Card)	.784 (58-16-7)
2	John Madden (Oak)	.759 (103-32-7)
3	Vince Lombardi (GB/Was)	.739 (96-34-6)
4	Ray Flaherty (Was/NY Yankees/Chi. Hornets)	.720 (54-21-3)
5	<b>Bruce Arians (AZ/Ind)</b>	<b>.717 (43-17)</b>

Below is a breakdown of Arians' regular season record as a head coach by season:

### Arians as an NFL Head Coach

Team (Year)	W-L	Pct
Indianapolis (2012)	9-3	.750
Arizona (2013)	10-6	.625
Arizona (2014)	11-5	.688
Arizona (2015)	13-3	.813

Arians has a 34-14 record as head coach in Arizona. His 34 wins are the most ever in a three-year span. His 34 wins also represent the sixth-best total in team history. With one more win he will tie Jimmy Conzelman and Charley Winner (both with 35) for fourth place.

### Franchise History - Wins By a Head Coach

Rnk	Coach (Years)	Wins
1	Ken Whisenhunt (2007-12)	49
2	Don Coryell (1973-77)	42
3	Jim Hanifan (1980-85)	39
4t	Charley Winner (1966-70)	35
4t	Jimmy Conzelman (1940-42, 46-48)	35
6	<b>Bruce Arians (2013-15)</b>	<b>34</b>

## CARDS UNDER ARIANS

Below is a breakdown of the Cardinals regular season win-loss record during Bruce Arians' first three seasons at the helm:

Statistic	W-L
Record	34-14
At Home	19-5
On the Road	15-9 (Have won 5 in a row)
Indoors	19-6
Outdoors	15-8
On Natural Grass	27-10
Vs. NFC	24-12
Vs. AFC	10-2
When Winning Turnover Battle	21-1 (Have won 14 in a row)
When Scored First	21-6
When Opp. Scores First	13-8
Out-Rush Opponent	27-1 (Have won 27 in a row)
Cardinals Have 100-Yard Rusher	7-0
Scoring 20 Points or More	27-7
Allowing 20 Points or Fewer	28-2 (Have won 10 in a row)
Scoring 30 Points or More	14-0
Led at Halftime	20-2
Led After 3rd Quarter	28-1 (Have won 28 in a row)
Won the Coin Toss	18-7
Lost the Coin Toss	16-7
September	8-2 (Have won 7 in a row)
October	7-5
November	10-2
December	9-4

## THREE STRAIGHT WITH 10 WINS

In leading the Cardinals to a franchise record 13 wins in 2015, **Bruce Arians** became just the 10th head coach in NFL history to win 10+ games in each of his first three seasons as a head coach in the league. Of the 10, Arians is one of three to inherit a team that won fewer than six games the year before.

### Head Coaches With 10+ Wins in 1st 3 Seasons

Coach	Team	Previous Year	Year 1	Year 2	Year 3
<b>Bruce Arians</b>	<b>AZ</b>	<b>5-11 (2012)</b>	<b>(10-6) 2013</b>	<b>(11-5) 2014</b>	<b>(13-3) 2015</b>
Blanton Collier	Clev	7-6-1 (1962)	(10-4) 1963	(10-3-1) 1964	(11-3) 1965
Jim Harbaugh	SF	6-10 (2010)	(13-3) 2011	(11-4-1) 2012	(12-4) 2013
Chuck Knox	L.A.	6-7-1 (1972)	(12-2) 1973	(10-4) 1974	(12-2) 1975
Ted Marchibroda	Bal	2-12 (1974)	(10-4) 1975	(11-3) 1976	(10-4) 1977
Red Miller	Den	9-5 (1976)	(12-2) 1977	(10-6) 1978	(10-6) 1979
Chuck Pagano	Ind	2-14 (2011)	(11-5) 2012	(11-5) 2013	(11-5) 2014
George Seifert	SF	10-6 (1988)	(14-2) 1989	(14-2) 1990	(10-6) 1991
Allie Sherman	NYG	6-4-2 (1960)	(10-3-1) 1961	(12-2) 1962	(11-3) 1963
Barry Switzer	Dal	12-4 (1993)	(12-4) 1994	(12-4) 1995	(10-6) 1996

## TWO-TIME COACH OF THE YEAR

**Bruce Arians** was named the Associated Press 2014 NFL Coach of the Year after leading the Cardinals to an 11-5 record and a berth in the post-season.

It marked the second time in three years Arians was awarded NFL Coach of the Year honors (Indianapolis, 2012). He became the first coach in NFL history to be named Coach of the Year multiple times in a three-year span with multiple teams.

Arians is one of 12 coaches in NFL history to win the award multiple times and the sixth to be honored with multiple teams. He is also one of just six coaches in NFL history to earn AP Coach of the Year honors twice in a three-year span.

### Multiple Coach of the Year Award Winners

COY	Coach (Teams and Years)
4	Don Shula (1972 Miami, 1968, 1967*, 1964 Baltimore)
3	Bill Belichick (2010, 2007, 2003 New England)
3	Chuck Knox (1984 Seattle, 1980 Buffalo, 1973 LA Rams)
<b>2</b>	<b>Bruce Arians (2014 Arizona, 2012 Indianapolis)</b>
2	Ron Rivera (2015, 2013 Carolina)
2	Dan Reeves (1998 Atlanta, 1993 NY Giants)
2	Bill Parcells (1994 New England, 1986 NY Giants)
2	Mike Ditka (1988, 1985 Chicago)
2	Joe Gibbs (1983, 1982 Washington)
2	George Allen (1971 Washington, 1967* LA Rams)
2	George Halas (1965, 1963 Chicago)
2	Allie Sherman (1962, 1961 NY Giants)

\*1967 co-winners Shula and Allen  
+Coaches in bold have won with multiple teams

In 2012, Arians was named NFL Coach of the Year after serving 12 games as the Colts interim head coach while Chuck Pagano was treated for leukemia. He led the Colts to a 9-3 record and a playoff berth while tying the NFL record for the most wins ever by an interim coach.

Arians and the Panthers Ron Rivera have combined to win the last four AP Coach of the Year awards.

### Recent AP NFL Coach of the Year Winners

Year	Coach (Team)
2015	Ron Rivera (Carolina)
<b>2014</b>	<b>Bruce Arians (Arizona)</b>
2013	Ron Rivera (Carolina)
<b>2012</b>	<b>Bruce Arians (Indianapolis)</b>
2011	Jim Harbaugh (San Francisco)
2010	Bill Belichick (New England)

## DOMINANT OUTSIDE THE DIVISION

Arizona has a 25-5 record against teams outside the NFC West under head coach **Bruce Arians**. That includes a 10-2 record against the AFC.

### Cardinals Divisional Records Under Arians

Division	W-L	Division	W-L
NFC West	9-9	AFC West	3-1
NFC East	5-1	AFC East	0-0
NFC North	6-0	AFC North	3-1
NFC South	4-2	AFC South	4-0

Two of the Cardinals first three games this season come against teams from the AFC East - the only division Arizona has yet to face under Arians. The Cards open against New England this week and travel to face the Bills in Buffalo in Week 3.

## A STRONG 1ST IMPRESSION

Now in his fifth NFL season and fourth season with the Cardinals, **James Bettcher** is entering his second year as the team's defensive coordinator. After he was promoted to the position in February of 2015, Bettcher led one of the league's highest-rated units.

Under their first-year coordinator the Cardinals defense was a major factor in the team's 13-3 record in 2015. Arizona finished the 2015 season with the NFL's fifth-ranked defense.



### NFL Leaders – Total Defense

Rnk	Team	Y/G
1	Denver	283.1
2	Seattle	291.8
3	Houston	310.2
4	NY Jets	318.6
5	Arizona	321.7

Below are some other highlights for Bettcher's first season in charge:

### Cardinals 2015 Defensive Highlights

- Ranked 6th in run def. (91.3 ypg) and 7th in pass def. (230.4 ypg)
- Ranked 2nd in the NFL with 33 total takeaways
- Tied with KC for NFL lead with 6 defensive TDs
- Tied for NFL lead with 4 INT return TDs
- Ranked 2nd in the NFL with 140 points off turnovers

### A QUICK ASCENT

Bettcher was elevated to defensive coordinator in just his fourth season as an NFL coach, having entered the league in 2012. After nine years in the college ranks, he was hired by the Colts to serve as special assistant to the head coach/outside linebackers coach. When Bruce Arians was hired as head coach in Arizona in 2013, he named Bettcher his linebackers coach, a position he held for two seasons before his promotion to defensive coordinator in 2015.

The 38-year old Bettcher is the third-youngest defensive coordinator in the NFL and the eighth-youngest coordinator overall.

### NFL's Youngest Defensive Coordinators

Coordinator (Team)	Age (Birthday)
Kris Richard (Sea)	36 (10/28/79)
Jim O'Neil (SF)	37 (10/26/78)
<b>James Bettcher (AZ)</b>	<b>38 (5/27/78)</b>

## YEAR 2 OF THE BIDWILL FELLOWSHIP

Prior to the 2015 season, the Cardinals established the *Bill Bidwill Coaching Fellowship*, a program to provide recently-retired NFL players with the opportunity to gain coaching experience at the highest level. The inaugural participant was former Pro Bowl LB **Levon Kirkland**, who is returning for his second season in 2016 to assist LBs coach Bob Sanders as the OLBs coach.

As Cardinals owner, Bill Bidwill has long been at the forefront in providing opportunities to individuals regardless of race or gender. In 2010, he was honored with the Fritz Pollard Alliance's Paul "Tank" Younger Award for promoting diversity in the NFL. In 1978, Adele Harris became the first African American female executive in the NFL when she was hired as the Cardinals director of community relations. In 1981, Bidwill hired attorney Bob Wallace, making him the first African American to handle contract negotiations for an NFL club.

Arizona was also the first NFL team with an African American GM-head coach tandem (Rod Graves/Dennis Green, 2004), and from 2013-14 the Cardinals were the only NFL team whose offensive and defensive coordinators were both African American (Harold Goodwin & Todd Bowles).

Selected by the Pittsburgh Steelers in the second round (38th overall) of the 1992 NFL Draft out of Clemson, Kirkland played inside LB for 11 NFL seasons with the Steelers (1992-2000), Seahawks (2001) and Eagles (2002). A two-time Pro Bowler (1996-97) and two-time All-Pro selection (1997-97), he appeared in 176 games (155 starts) and registered 1,110 tackles, 19.5 sacks, 11 INTs, 16 forced fumbles and nine recoveries. He was also one of six LBs selected to the Pro Football Hall of Fame's All-1990s Team, joining Junior Seau, Derrick Thomas, Kevin Greene, Hardy Nickerson and Cornelius Bennett.



## FROM 32ND TO 1ST UNDER GOODY

When **Harold Goodwin** was named the Cardinals Offensive Coordinator in 2013, he was handed the reins of an offense that - in 2012 - finished the year as the league's 32nd ranked unit. Things changed quickly under his watch.

*In 2015 - his third at the helm of the offense - the Cardinals had the top ranked offense in the NFL for the first time in franchise history.* The team also set team single-season records for points (489), TDs (59), TD passes (35), total net yards (6,533), first downs (373) and first downs passing (237).



### Cardinals 2015 Offensive Highlights

- Outscored opponents 489-313 in 2015. That +176 point differential was the second-best total in franchise history (+184 in 1925).
- After finishing the 2014 season ranked 31st in the NFL in rushing, ranked 8th overall in 2015. Marked the first time since 1984 (9th overall) that the Cardinals finished a season ranked in the top 10 in the NFL in rushing.
- Scored at least 30 points in a franchise record nine games in 2015. Arizona's nine games with 30+ points were the most in the NFL.
- Averaged an NFL-high 6.28 yards per play (6,533 yards on 1,041 plays). The Cards easily led the NFL in average yards per pass play (7.84) last season.
- The Cardinals gave up just 27 sacks on 562 pass attempts in 2015. Arizona's 27 sacks allowed tied for the fourth-fewest in the NFL last season.

### A Decade With Arians

The 2016 season will be the 10th consecutive season Goodwin has worked under Bruce Arians. The two previously coached together with Pittsburgh (2007-11) and Indianapolis (2012). Goodwin served as an offensive assistant with the Steelers and was the Colts offensive line coach.

## ALL 23 COACHES RETURN

All 23 members of the Cardinals coaching staff in 2015 are returning for the 2016 season.

### Combined Coaching Experience

Coach	NFL	College
Bruce Arians	23	18
Tom Moore	37	13
James Bettcher	4	9
Harold Goodwin	12	9
Amos Jones	9	21
Anthony Blevins	3	-
Brentson Buckner	3	-
Mike Chiurco	1	-
Rick Christophel	3	33
Darryl Drake	12	21
Larry Foote	1	-
Kevin Garver	3	6
Steve Heiden	3	1
Roger Kingdom	2	10
Levon Kirkland	1	2
Freddie Kitchens	10	7
Stump Mitchell	14	7
Buddy Morris	5	19
Tom Pratt	37	7
Nick Rapone	3	32
Kevin Ross	10	-
Bob Sanders	15	22
Larry Zierlein	11	21
<b>Totals</b>	<b>222</b>	<b>258</b>

### COACHES BY DECADE OF BIRTH

<b>1930s</b>
Tom Pratt, 1935
Tom Moore, 1938
<b>1940s</b>
Larry Zierlein, 1945
<b>1950s</b>
Bruce Arians, 1952
Rick Christophel, 1952
Bob Sanders, 1953
Nick Rapone, 1956
Darryl Drake, 1956
Buddy Morris, 1957
Stump Mitchell, 1959
Amos Jones, 1959
<b>1960s</b>
Kevin Ross, 1962
Roger Kingdom, 1962
Mike Chiurco, 1968
Levon Kirkland, 1969
<b>1970s</b>
Brentson Buckner, 1971
Harold Goodwin, 1973
Freddie Kitchens, 1974
Anthony Blevins, 1976
Steve Heiden, 1976
James Bettcher, 1978
<b>1980s</b>
Larry Foote, 1980
Kevin Garver, 1987

## OPPONENTS IN 2016

Below is a look at Arizona's opponents for the 2016 season and how they finished in 2015.

Home	'15 Rec	Away	'15 Rec
L.A. Rams	7-9	L.A. Rams	7-9
San Francisco	5-11	San Francisco	5-11
Seattle	10-6	Seattle	10-6
New England	12-4	Buffalo	8-8
NY Jets	10-6	Miami	6-10
New Orleans	7-9	Atlanta	8-8
Tampa Bay	6-10	Carolina	15-1
Washington	9-7	Minnesota	11-5

Cardinals opponents this season finished the 2015 campaign with a combined record of 114-94 (.548).



## HIGHLIGHTS FROM 2015

### TEAM HIGHLIGHTS

- Won the NFC West for the first time since 2009 after setting a franchise record with 13 wins during the regular season. Earned the first postseason bye in team history and won the seventh playoff game in franchise history en route to their second ever NFC Championship Game appearance.
- Established franchise single-season records for points (489), TDs (59), TD passes (35), total net yards (6,533), first downs (373) and first downs passing (237).
- Cardinals outscored opponents 489-313 in 2015. Their +176 point differential was the second-best total in franchise history (+184 in 1925). It also represented the second-best point differential in the NFL in 2015.
- Arizona had the #1 offense in the NFL for the first time in franchise history and also finished the season ranked #5 on defense. It marked the first time since 1963 (4th in offense; 5th in defense) that the Cardinals ranked in the top five on both offense and defense in a season.
- Established franchise records for road wins (7) and points on the road (262). Arizona posted a winning record both at home (6-2) and on the road (7-1) in a season for the first time since 1976.
- Between Weeks 7 and 16, the team won nine consecutive games. That represents the second-longest winning streak in franchise history in a single season (1948, 10 straight).
- Arizona won a franchise record five primetime games in the regular season. Prior to 2015, the Cardinals had never won more than two prime time games in a single season.
- Had 19 different players score at least one TD in 2015. That represents a franchise record and was the most in the NFL last season.
- After finishing the 2014 season ranked 31st in the NFL in rushing, Arizona ranked 8th overall in 2015 (119.8 yards per game). The Cardinals scored 16 rushing TDs in '15, compared to just six in 2014.
- The Cardinals defense totaled 33 takeaways in 2015, which represented the second-best total in the NFL. Arizona's six defensive TDs tied Kansas City for the NFL lead.

### INDIVIDUAL PLAYER HIGHLIGHTS

#### WR Larry Fitzgerald

Named to his ninth career Pro Bowl after establishing a franchise single-season record with 109 receptions in 2015. At 32 years, 97 days old in Week 13 at St. Louis, Fitzgerald became the youngest player in NFL history to reach 1,000 career receptions.

#### QB Carson Palmer

Started all 16 regular season games for the second time in three seasons in Arizona and established franchise single-season records with 4,671 passing yards, 35 TD passes and a 104.6 passer rating. His 11 games with a 100+ passer rating led the NFL in 2015. Named second-team All-Pro (AP) and was voted to the Pro Bowl for the first time since 2006.

#### RB David Johnson

Totaled 1,636 all-purpose yards (581 rushing, 457 receiving, 598 KOR) and a franchise rookie record 13 TDs in 2015. Became just the fourth player in NFL history to post 500+ rushing yards, 400+ receiving yards, 500+ kickoff return yards and 13+ TDs in a season.

#### WR John Brown

Totaled 65 receptions for 1,003 yards and seven TDs in his second NFL season. Combined with Larry Fitzgerald (1,215), it marked just the fifth time in team history the Cardinals had multiple players with 1,000+ receiving yards in a season.

#### CB Patrick Peterson

Named first-team All-Pro for the third time (2nd as a CB) and was selected to his fifth consecutive Pro Bowl (4th as a CB). Joined Hall of Famers Jim Brown, Barry Sanders and Emmitt Smith as the only players in NFL history to be chosen to five Pro Bowls before their 26th birthday.

#### S Tyrann Mathieu

Appeared in 14 games and was named first-team All-Pro after totaling 89 tackles, a team-high 16 passes defensed, 5 INTs (1 TD), 11 tackles for loss and a forced fumble. NFC Defensive Player of the Month in November.

#### SLB Deone Bucannon

In his second season, led the team with 127 total tackles and tied for the team lead with 17 tackles for loss. Added three forced fumbles, two fumble recoveries, three sacks and an INT he returned 39 yards for a TD playing the dollar linebacker position.

#### DT Calais Campbell

Named to the Pro Bowl for the second consecutive season after totaling 68 tackles and 5.0 sacks. With a career-high 2.5 sacks vs. Green Bay in Week 16, moved into fourth place on the franchise all-time sacks list with 48.5.

#### K Chandler Catanzaro

Connected on 28 FGs and 53 PATs in 2015. His 137 total points ranked third in the NFL last season and also ranks as the second-highest single-season total in franchise history (140, Neil Rackers - 2005).

## HISTORIC SEASON IN ARIZONA

By nearly every measure, the Cardinals 2015 regular season was the greatest in franchise history. On the way to establishing a team record for wins in a season (13), Arizona broke a host of franchise single-season records as they secured the first postseason bye in team history.

Statistic	2015	Previous	Season
Total Wins	13	11	2014, 1975, 1948, 1925
Road Wins	7	6	2009, 1963, 1948
Total Points	489	427	2008
Points on the Road	262	216	1984
Total Touchdowns	58	53	1948
Passing Touchdowns	35	32	2007
Total Yards (Net)	6,533	6,345	1984
Yards/Game (Net)	408.3	396.6	1984
Total 1st Downs	373	345	1984
1st Downs Passing	237	231	2008
Games Scoring 30+	9	7	2008, 1984, 1949
Wins by 10+ Points	8	7	1948, 1925

Averaging 408.3 net yards per game, Arizona had the #1 offense in the NFL for the first time in franchise history. On the other side of the ball, the Cardinals allowed just 321.7 yards per game, which gave them the NFL's #5 ranked defense.

The 2015 season marked the first time since 1963 (4th in offense; 5th in defense) that the Cardinals ranked in the top five on both offense and defense in a season.

## CARDS WIN THE WEST

With a 13-3 record in 2015, **Arizona clinched the NFC West title for the first time since 2009.** It marked the Cardinals fifth division title since the 1970 NFL-AFL merger – 2009, 2008, 1975, 1974.

Arizona clinched the NFC West title with their victory over Philadelphia in Week 15 - exactly six years to the day (12/20/15) since their previous division title (12/20/09).

### 2015 NFC West Standings

Team	W	L	PF	PA	Hm	Rd	Div	Conf
Arizona	13	3	489	313	6-2	7-1	4-2	10-2
Seattle	10	6	423	277	5-3	5-3	3-3	7-5
St. Louis	7	9	280	330	5-3	2-6	4-2	6-6
San Francisco	5	11	236	387	4-4	1-7	1-5	4-8

Arizona either shared the division lead or held it outright every week of the 2015 season. It marked the fourth time in team history the Cards spent every week of the season in first place (1947, '74, '08).

## A FRANCHISE RECORD FOR WINS

Arizona had a 13-3 record in 2015, establishing a franchise record for wins. Prior to '15, the Cards had never won more than 11 games in a season.

### Franchise History – Seasons with 10+ Wins

Record	Year	Record	Year
13-3	2015	10-6	2013
11-5	2014	10-6	2009
11-3	1975	10-4	1976
11-1	1948	10-4	1974
11-2-1	1925		

Only Carolina had a better record than the Cardinals in 2015.

### NFL's Best Record (2015)

Rnk	Team	W-L
1	Carolina	15-1
2	Arizona	13-3
3t	Denver	12-4
3t	New England	12-4
3t	Cincinnati	12-4

Dating back to 2013, Arizona has a 34-14 record in the regular season. Only Denver (37), New England (36) and Seattle (35) has had more wins in that span.

### NFL Leaders - Wins (2013-15)

Rnk	Team	Wins
1	Denver	37
2	New England	36
3	Seattle	35
4t	Arizona	34
4t	Carolina	34

Arizona is one of just five teams in the NFL - and two teams in the NFC - to win at least 10 games in each of the last three seasons. The others are New England, Denver, Cincinnati and Seattle.

## HIGHLY RANKED

Arizona ranked in the top five in total offense (#1), points per game (#2) and total defense (#5) in 2015. Arizona and Seattle were the only teams in the NFL that ranked in the top five in all three categories in 2015.

The 2015 season marked the first time since 1963 (4th in offense; 5th in defense) that the Cardinals ranked in the top five on both offense and defense in a season.

Averaging 408.3 net yards per game, Arizona had the #1 offense in the NFL for the first time in franchise history.

### NFL Leaders – Total Offense (2015)

Rnk	Team	Y/G
1	Arizona	408.3
2	New Orleans	403.8
3	Pittsburgh	395.4
4	Seattle	378.6
5	Tampa Bay	375.9

With 6,533 total net yards in 2015, the Cardinals established a new franchise record for total yards in a season.

### Franchise Record – Total Net Yards (Season)

Rnk	Year	Yards
1	2015	6,533
2	1984	6,345
3	2008	5,852
4	1988	5,807
5	2005	5,575

Arizona finished the year with NFL's #2 ranked passing attack (228.5 ypg) and #8 rushing attack (119.8). It marked the first time since 1984 (3rd passing and 9th rushing) that the Cardinals ranked in the top 10 in both categories.

On the defensive side, the Cardinals allowed an average of just 321.7 net yards per game in 2015. That ranked as the fifth-best total in the NFL.

### NFL Leaders – Total Defense

Rnk	Team	Y/G
1	Denver	283.1
2	Seattle	291.8
3	Houston	310.2
4	NY Jets	318.6
5	Arizona	321.7

## LEAGUE LEADING SCORERS

Arizona established a franchise single-season record with 489 total points scored in 2015. Only the Panthers (500) scored more points than the Cardinals last season.

### Franchise Record – Points (Season)

Rnk	Year	Points
1	2015	489
2	2008	427
3	1984	423
4	2007	404
5	1948	395

### NFL Leaders - Points (2015)

Rnk	Team	Points
1	Carolina	500
2	Arizona	489
3	New England	465
4t	Pittsburgh	423
4t	Seattle	423

The Cardinals scored at least 30 points in a franchise record nine games in 2015. Arizona's nine games with 30+ points last season were the most in the NFL (Carolina ranked second with eight). Prior to last season the Cardinals had never scored 30+ points in more than seven games in a season.

Arizona outscored opponents 489-313 in 2015. The Cardinals +176 point differential was the second-best single-season total in franchise history (+184 in 1925). It also represented the second-best point differential in the NFL in 2015.

### NFL Leaders – Point Differential (2015)

Rnk	Team	+/-	PF	PA
1	Carolina	+192	500	308
2	Arizona	+176	489	313
2	New England	+150	465	315
4	Seattle	+146	423	277
5	Cincinnati	+140	419	279

In 2015 the Cardinals won six games by at least 22 points. Dating back to 1970, Arizona became just the eighth team to win at least six games by 22+ points in a season.

### Teams Winning 6+ Games by 22+ Pts in a Season (1970-2015)

Rnk	Team (Year)	Wins
1	St. Louis (1999)	8
2t	New England (2014)	7
2t	Green Bay (1996)	7
2t	Minnesota (1988)	7
5t	Arizona (2015)	6
5t	New England (2012)	6
5t	San Francisco (1994)	6
5t	Washington (1991)	6

## ARIZONA SETS A TD RECORD

The Cardinals scored a franchise record 58 TDs in 2015, surpassing the previous mark of 53, which was established in 1948.

### Franchise Record – Total TDs (Season)

Rnk	Year	TDs
1	2015	58
2	1948	53
3t	2008	51
3t	1984	51
5	2007	49

Only Carolina (59) scored more TDs than Arizona (58) in 2015. The Cardinals +24 TD differential tied the Panthers for the NFL lead.

### NFL Leaders – TD Differential (2015)

Rnk	Team	+/-	TD	Opp-TD
1t	Arizona	+24	58	34
1t	Carolina	+24	59	35
3t	Cincinnati	+21	50	29
3t	Seattle	+21	49	28
5	New England	+16	52	36

### EVERYONE WAS IN ON IT

Arizona had 19 different players score at least one TD last season: **David Johnson** (13), **Larry Fitzgerald** (9), **John Brown** (7), **Michael Floyd** (6), **Chris Johnson** (3), **Andre Ellington** (3), **Darren Fells** (3), **Troy Niklas** (2), **J.J. Nelson** (2), **Jaron Brown** (1), **Jermaine Gresham** (1), **Carson Palmer** (1), **Kerwynn Williams** (1), **Tony Jefferson** (1), **Tyrann Mathieu** (1), **Justin Bethel** (1), **De-one Bucannon** (1), **Cory Redding** (1) and **Jeraud Powers** (1). The Cards 19 players with a TD set a franchise record. Prior to the Cardinals in 2015, the last team to have more than 19 players score a TD in a single season was the New England Patriots in 2007 (21).

## WINNING THE CLOSE ONES

The Cardinals have shown a knack for winning close games since **Bruce Arians** took over as head coach. Dating back to the beginning of the 2013 season, Arizona has an NFL-best .762 win percentage in one-score games (includes postseason).

### NFL Leaders - Win % In 1 Score Games (2013-15)

Rnk	Team	Win%	Record
1	Arizona	.762	16-5
2	Carolina	.761	17-5-1
3t	Indianapolis	.720	18-7
3t	Denver	.720	18-7
5	New England	.679	19-9

Arizona had a 6-1 record in games decided by one score last season, including playoffs. The Cardinals have won six such games in a row.

## BIG IMPROVEMENT IN THE RUN GAME

In 2014 the Cardinals ranked 31st in the NFL in rushing, averaging 81.8 yards per game on the ground. In 2015, the Cardinals jumped 23 spots and finished eighth in the NFL in rushing, averaging 119.8 yards per game. It marked the first time since 1984 (9th overall) that the Cardinals finished a season ranked in the top 10 in the NFL in rushing.

Arizona rushed for 1,917 yards and 16 TDs on 452 carries last season, averaging 4.2 yards per attempt.

### NFL Leaders – Rushing Yds/Game (2015)

Rnk	Team	Y/G
1	Buffalo	152.0
2	Carolina	142.6
3	Seattle	141.8
4	Minnesota	138.2
5	Tampa Bay	135.1
6	Kansas City	127.8
7	St. Louis	122.3
8	Arizona	119.8
9	Dallas	118.1
10	NY Jets	116.8

### A RUSH FOR THE END ZONE

Arizona had 16 rushing TDs in 2015. That total was up significantly from 2014, when the Cards totaled six rushing TDs on the year. Only Minnesota (4) and Buffalo (4) had more rushing TDs of 40+ yards than Arizona (3) in 2015.

--The Cardinals rushed for 100+ yards in 11 of 16 games in 2015. Arizona rushed for 100+ yards in a game just six times in 2014. The last time the Cardinals rushed for 100+ yards more than 11 times in a season was in 1984 (13 times).

--The Cardinals outrushed their opponent in 12 of 16 games last season, posting a perfect 12-0 record in those games.

--Arizona has posted 50 runs of 10+ yards in 2015. The Cardinals had just 31 such runs in 2014. Arizona's 12 rushing plays of 20+ yards in 2015 doubled the total they accumulated in 2014 (6).

## CARDS TAKE IT AWAY IN 2015

After posting 14 takeaways (including nine fumble recoveries) in its last six regular season games, Arizona finished with 33 total takeaways (19 INTs, 14 FRs) and a +9 turnover differential in 2015.

Only Carolina (39) had more total takeaways than the Cardinals (33) last season.

### NFL Leaders – Total Takeaways

Rnk	Team	TA	INT	FR
1	Carolina	39	24	15
2	Arizona	33	19	14
3t	NY Jets	30	18	12
3t	Pittsburgh	30	17	13
5	Kansas City	29	22	7

Arizona's +9 turnover differential represented the fourth-best total in the NFL in 2015.

### NFL Leaders – Turnover Differential (2015)

Rnk	Team	+/-	TA	TO
1	Carolina	+20	39	19
2	Kansas City	+14	29	15
3	Cincinnati	+11	28	17
4	Arizona	+9	33	24
5t	New England	+7	21	14
5t	NY Giants	+7	28	21
5t	Seattle	+7	23	16

#### A BIG DIFFERENCE

The Cardinals +9 turnover differential in 2015 represented the team's best total since 1956, when they finished +10.

### HISTORIC STREAK WITHOUT A TURNOVER

The Cardinals win over the Eagles in Week 15 last season marked the fourth straight game that the team did not commit a turnover. Arizona's four-game streak was the first time in team history the Cardinals went four straight games without a turnover. Prior to last season, the Cardinals had never gone more than two consecutive games without a turnover.

## SCORING ON DEFENSE

The Cardinals scored 140 points (17 TDs, 7 FG) off their 33 takeaways in 2015, which ranked second in the NFL behind only Carolina (148).

### NFL Leaders – Points Off Takeaways (2015)

Rnk	Team	Pts	TA
1	Carolina	148	39
2	Arizona	140	33
3	Kansas City	119	29
4	Philadelphia	112	26
5	NY Giants	10	28

In Week 16 vs. the Packers, Arizona scored 28 points off of turnovers, the most for any team in a game in the NFL last season. It was the most for a team since the NY Giants scored 31 points in Week 4 at Washington in 2014.

Arizona tied Kansas City for the NFL lead with six defensive TDs in 2015. The Cardinals four INT returns for TDs tied the Panthers, Broncos, Colts and Chiefs for the most in the NFL.

### NFL Team Leaders - Defensive TDs (2015)

Rnk	Team	Touchdowns (Type)
1t	Arizona	6 (4 INT, 2 Fumble)
1t	Kansas City	6 (4 INT, 2 Fumble)
3t	Denver	5 (4 INT, 1 Fumble)
3t	Indianapolis	5 (4 INT, 1 Fumble)
5t	Carolina	4 (4 INT)
5t	NY Giants	4 (2 INT, 2 Fumble)
5t	Philadelphia	4 (3 INT, 1 Fumble)

Dating back to the beginning of the 2013 season, Arizona's 15 defensive TDs are the most in the NFL.

### NFL Team Leaders - Defensive TDs (2013-15)

Rnk	Team	Touchdowns (Type)
1	Arizona	15 (11 INT, 4 Fumble)
2	Kansas City	13 (10 INT, 3 Fumble)
3t	Carolina	10 (10 INT)
3t	Denver	10 (7 INT, 3 Fumble)
3t	Philadelphia	10 (6 INT, 4 Fumble)
5t	St. Louis	10 (6 INT, 4 Fumble)

### HISTORICAL SCORING ON THE DEFENSIVE SIDE

In Week 3 against the 49ers, CB Justin Bethel (21-yard INT return) and S Tyrann Mathieu (33-yard INT return) returned INTs for TDs in the first quarter. Arizona became the first team in NFL history with two INT return TDs in the first six minutes of a game.

Arizona's defense registered 9.0 sacks and recovered three fumbles against the Packers in Week 16, returning two for TDs. Dating back to 1963 (first year team sacks were recorded), the Cardinals became the first NFL team with 9.0+ sacks and at least two fumble return TDs in a game.

## HISTORY MADE ON THE ROAD

The Cardinals finished the 2015 regular season with a 7-1 record on the road. Arizona's seven road wins established a new franchise record for a single season.

### Franchise Record - Road Wins (Season)

Rnk	Year	Wins
1	7	2015
2t	6	2009
2t	6	1963
2t	6	1948
5t	5	1975
5t	5	1974
5t	5	1968
5t	5	1964

#### JUST TWO WITH 7 ON THE ROAD

The Cardinals (7-1) and Panthers (7-1) were the only teams in the NFL with at least seven road wins last season.

Arizona established a franchise single-season record with 262 points on the road in 2015.

### Franchise Record - Points on the Road

Rnk	Year	Pts
1	2015	262
2	1984	216
3	2009	201
4	1949	201
5	1964	198

The Cardinals 262 points scored on the road in 2015 led the NFL. Arizona scored 26 more points than any other team on the road last year.

### NFL Leaders - Points On The Road (2015)

Rnk	Team	G	Pts	PA	+/-
1	Arizona	8	262	150	+112
2	Carolina	8	236	172	+64
3	Cincinnati	8	220	139	+81
4	Kansas City	8	216	160	+56
5	Seattle	8	214	122	+92

The 2015 season marked the first time the Cardinals posted a winning record both at home (6-2) and on the road (7-1) since 1976 (6-1 at home; 4-3 on the road).

### WINNING BIG ON THE ROAD

Of the Cardinals seven road wins in 2015, five came by double-digits. The Cardinals four road wins of 23+ points tied for the most in a single season in NFL history. The only other teams to accomplish the feat were the Vikings (4 in 1988) and Raiders (4 in 1968).

## THREE MONTHS UNDEFEATED

Arizona went undefeated in a month three separate times in 2015 (September, November and December). That was a first in franchise history.

The 2015 season marked the fourth time in team history – and first time since 1974 – that the Cards had back-to-back months with an undefeated record.

### Franchise History – Consecutive Months Undefeated

2015: November (4-0) and December (4-0)

1974: September (3-0) and October (4-0)

1948: November (4-0) and December (2-0)

1925: October (4-0) and November (5-0-1)

## A LOT ON THE LINE

The Cardinals offensive line was one of the team's most improved units in 2014. After the signing of Pro Bowl free agent guard Mike Iupati in the 2015 offseason, expectations were even higher for that unit.

The group - led by Iupati and LT Jared Veldheer - produced, leading the way for the NFL's #1 ranked offense while keeping QB Carson Palmer clean and providing lanes for a vastly improved run game.

### KEEPING THE QUARTERBACK CLEAN

The Cardinals gave up just 27 sacks on 562 pass attempts in 2015. Arizona's 27 sacks allowed tied for the fourth-fewest in the NFL last season.

### NFL Leaders – Fewest Sacks Allowed (2015)

Rnk	Team	Sack	Att
1	St. Louis	18	473
2	NY Jets	22	604
3	Baltimore	24	676
4t	Arizona	27	562
4t	NY Giants	27	623
4t	Tampa Bay	27	535
4t	Washington	27	555



## A RECORD BREAKING YEAR FOR PALMER IN 2015

By almost every measure, Cardinals QB **Carson Palmer** had the best season of his 13-year career in 2015. It also represented perhaps the best season of any quarterback in franchise history. He led the Cardinals to a franchise-record 13 wins, their first NFC West title since 2009 and was among the top candidates in the NFL's MVP race throughout the season.

Leading the NFL's #1 ranked offense, Palmer completed 342 of 537 pass attempts (63.7%) for 4,671 yards, 35 TDs, 11 INTs and a passer rating of 104.6 last season. **He established franchise-single season records for passing yards (4,671), TD passes (35) and passer rating (104.6)** and ranked in the top five in nearly every other category. Below is a look at where Palmer ranks in the top five in the Cardinals single-season record books.

<b>Passing Yards</b>			<b>TD Passes</b>			<b>Passer Rating</b>			<b>Completion Percentage</b>		
Rnk	Player (Year)	Yds	Rnk	Player (Year)	TDs	Rnk	Player (Year)	Rate	Rnk	Player (Year)	Pct
1	<b>Carson Palmer (2015)</b>	<b>4,671</b>	1	<b>Carson Palmer (2015)</b>	<b>35</b>	1	<b>Carson Palmer (2015)</b>	<b>104.6</b>	1	Kurt Warner (2008)	67.1
2	Neil Lomax (1984)	4,614	2	Kurt Warner (2008)	30	2	Kurt Warner (2008)	96.9	2	Kurt Warner (2009)	66.1
3	Kurt Warner (2008)	4,583	3	Neil Lomax (1984)	28	3	<b>Carson Palmer (2014)</b>	<b>95.6</b>	3	Kurt Warner (2005)	64.5
4	<b>Carson Palmer (2013)</b>	<b>4,274</b>	3t	Charley Johnson (1963)	28	4	Kurt Warner (2009)	93.2	4	<b>Carson Palmer (2015)</b>	<b>63.7</b>
5	Kurt Warner (2009)	3,753	5	Kurt Warner (2007)	27	5	Neil Lomax (1984)	92.5	5	<b>Carson Palmer (2013)</b>	<b>63.3</b>


  

<b>Interception Rate</b>			<b>Pass Attempts</b>			<b>Completions</b>		
Rnk	Player (Year)	Rate	Rnk	Player (Year)	Att	Rnk	Player (Year)	Com
1	<b>Carson Palmer (2014)</b>	<b>1.3</b>	1	Kurt Warner (2008)	598	1	Kurt Warner (2008)	401
2t	<b>Carson Palmer (2015)</b>	<b>2.0</b>	2	<b>Carson Palmer (2013)</b>	<b>572</b>	2	<b>Carson Palmer (2013)</b>	<b>362</b>
2t	Kent Graham (1997)	2.0	3	Neil Lomax (1984)	560	3	Neil Lomax (1984)	345
4t	Jim Hart (1974)	2.1	4	Jake Plummer (1998)	547	4	<b>Carson Palmer (2015)</b>	<b>342</b>
4t	Drew Stanton (2014)	2.1	5	<b>Carson Palmer (2015)</b>	<b>537</b>	5	Kurt Warner (2009)	339

For the second time in his three seasons in Arizona, Palmer started all 16 games for the Cardinals in 2015. In doing so, he joined Jake Plummer and Neil Lomax as the only QBs in franchise history to start all 16 games in a season multiple times.

**Cardinals QBs with 16 Starts in a Season**

Quarterback	Years (Record)
<b>Carson Palmer</b>	<b>2015 (13-2), 2013 (10-6)</b>
Kurt Warner	2008 (9-7)
Jake Plummer	1998 (9-7), 2001 (7-9), 2002 (5-11)
Dave Krieg	1995 (4-12)
Timm Rosenbach	1990 (5-11)
Neil Lomax	1984 (9-7), 1985 (5-11)



### AMONG THE NFL'S ELITE

During the 2005 season with Cincinnati, his second as a starter in the NFL, QB **Carson Palmer** led the NFL in TD passes (32) and was considered among the top QBs in the NFL.

In 2015 - 10 years later - Palmer was back among the ranks of the league's top signal callers after a Pro Bowl season in which he finished at or near the top in a number of passing categories.

Below is a look at where Palmer ranked among NFL QBs in 2015:

**Where Palmer Ranked in 2015**

Statistic	Total	NFL Rank
Passer Rating	104.6	3rd
TD Passes	35	t-2nd
TD Passing Pct.	6.5	3rd
Passing Yards	4,671	4th
Yards Per Attempt	8.70	1st
Third Down Passer Rating	120.6	1st
First Downs Passing	231	1st
Completions of 20+ Yards	65	3rd

Palmer also led, or tied for the NFL lead in the follow categories:

Statistic	Total	NFL Rank
Games w/ 3+ TD Passes	6	t-1st
Games w/ 4+ TD Passes	3	t-1st
Games w/ 100+ Passer Rating	11	1st

### PALMER PUTTING UP WINS

Dating back to Week 8 of the 2013 season, Palmer has a 26-5 record in his last 31 starts in the regular season. His .839 win percentage in that span is the best in the NFL.

**QB's with Best Win % (Week 8 of '13 - Present)**

Rnk	Player (Team)	Win%	W-L
1	<b>Carson Palmer (AZ)</b>	<b>.839</b>	<b>26-5</b>
2	Peyton Manning (Den)	.765	26-8
3	Tom Brady (NE)	.756	31-10
4	Cam Newton (Car)	.738	29-10-1
5	Russell Wilson (Sea)	.707	29-12

In those 31 starts, Palmer completed 686 of 1,068 pass attempts (64.2%) for 8,830 yards, 62 TDs, 22 INTs with a passer rating of 100.8.

Palmer has a 29-9 record as a starter in Arizona during the regular season.

Over the last two seasons (6 starts in 2014; 16 starts in 2015), Palmer has accumulated a 19-3 record as a starter. His .864 win percentage in that span is the best in the NFL.

### TD RECORD HOLDER

**In Week 14 of the 2015 season vs. Minnesota, Palmer threw two TD passes and established a new franchise record with 31 TD passes.** Palmer finished the season with 35 TD passes.

**Franchise Record – TD Passes (Season)**

Rnk	Player (Year)	TDs
1	<b>Carson Palmer (2015)</b>	<b>35</b>
2	Kurt Warner (2008)	30
3t	Neil Lomax (1984)	28
3t	Charley Johnson (1963)	28
5	Kurt Warner (2007)	27

Only Tom Brady (36) threw more TD passes in the NFL last season.

**NFL Leaders – TD Passes (2015)**

Rnk	Player (Team)	TDs
1	Tom Brady (NE)	36
2t	<b>Carson Palmer (AZ)</b>	<b>35</b>
2t	Blake Bortles (Jax)	35
2t	Eli Manning (NYG)	35
2t	Cam Newton (Car)	35

**Palmer's 11 multiple-TD performances in 2015 are the most in a single season in franchise history.**

**Franchise Record – Games with 2+ TD Passes (Season)**

Rnk	Player (Year)	Gms
1	<b>Carson Palmer (2015)</b>	<b>11</b>
2t	Kurt Warner (2008)	10
2t	Kurt Warner (2007)	10
2t	Neil Lomax (1984)	10
2t	Charley Johnson (1963)	10

**Palmer's six games with at least three TD passes in 2015 also rank as the most in a single season in franchise history.**

**Franchise Record – Games with 3+ TD Passes (Season)**

Rnk	Player (Year)	Gms
1	<b>Carson Palmer (2015)</b>	<b>6</b>
2t	Kurt Warner (2007)	5
2t	Charley Johnson (1963)	5
4t	Kurt Warner (2008)	4
4t	Neil Lomax (1987)	4
4t	John Roach (19600)	4

The Cardinals win over the Bengals in Week 11 last season marked **Palmer's** ninth career game with at least four TD passes and third as a member of the Cardinals. All three came in 2015 (Week 2 at Chi and Week 8 at Cle). **Palmer is the only player in franchise history to throw four or more TDs in a game multiple times in a season.**

## A RECORD YARDAGE TOTAL

**Palmer established a new franchise single-season record and also set a career-high with 4,671 passing yards in 2015. It marked the second time in three seasons with the Cardinals that Palmer surpassed 4,000 passing yards. He became the first QB in franchise history with multiple 4,000-yard seasons.**

### Franchise History – Passing Yards (Season)

Rnk	Player (Years)	Yards
1	<b>Carson Palmer (2015)</b>	<b>4,671</b>
2	Neil Lomax (1984)	4,614
3	Kurt Warner (2008)	4,583
4	<b>Carson Palmer (2013)</b>	<b>4,274</b>
5	Kurt Warner (2009)	3,753

Palmer threw for 300+ yards in a franchise record nine games in 2015.

### Franchise Record—Games w/300+ Passing Yards (Season)

Rnk	Player	Gms	Year
1	<b>Carson Palmer</b>	<b>9</b>	<b>2015</b>
2t	Kurt Warner	7	2008
2t	Neil Lomax	7	1984
4t	<b>Carson Palmer</b>	<b>5</b>	<b>2013</b>
4t	Kurt Warner	5	2005
4t	Neil Lomax	5	1988

He now has 43 career 300-yard passing games. That includes 16 as a member of the Cardinals. Palmer's 16 300-yard performances are the third-highest total in team history – despite playing in just 38 games.

### Franchise Record – Games w/ 300+ Passing Yards (Career)

Rnk	Player (Years)	300+	Gms Played
1	Kurt Warner (2005-09)	22	61
2	Neil Lomax (1981-88)	19	108
3	<b>Carson Palmer (2013-15)</b>	<b>16</b>	<b>38</b>
4	Jim Hart (1966-83)	14	199
5	Charley Johnson (1961-69)	12	87

## HIGHLY RATED

**Palmer posted 11 games with a passer rating of 100.0 or better last season, establishing a new franchise single-season record. The previous mark was 8 (Neil Lomax-1984 and Kurt Warner-2009).**

No other QB in the NFL had more than nine games with a passer rating of 100.0+ in 2015.

### NFL Leaders – Games w/ 100+ Passer Rating (2015)

Rnk	Player (Team)	Games
1	<b>Carson Palmer (AZ)</b>	<b>11</b>
2	Kirk Cousins (Was)	9
3t	Tom Brady (NE)	8
3t	Andy Dalton (Cin)	8
3t	Drew Brees (NO)	8
3t	Cam Newton (Car)	8
3t	Russell Wilson (Sea)	8

Only three QBs in NFL history have posted a passer rating of 100+ in more than 11 games in a season – Aaron Rodgers (13 in 2011), Tom Brady (12 in both 2010 and 2011) and Steve Young (12 in 1994).

Only Seattle's Russell Wilson (110.1) and Cincinnati's Andy Dalton (106.2) had a higher passer rating than Palmer (104.6) last season.

### NFL Leaders – Passer Rating (2015)

Rnk	Player (Team)	Rating
1	Russell Wilson (Sea)	110.1
2	Andy Dalton (Cin)	106.3
3	<b>Carson Palmer (AZ)</b>	<b>104.6</b>
4	Tom Brady (NE)	102.2
5	Kirk Cousins (Was)	101.6

**Palmer has posted a 100.0+ passer rating 19 times with the Cardinals and Arizona has a perfect 19-0 record in those contests.**

## FOR THE WIN...

**Palmer led the Cardinals on four game-winning drives in the fourth quarter in 2015.** He has now been the architect of 29 career game-winning drives in the regular season, including nine as a member of the Cardinals.

### Palmer's Game-Winning Drives with Arizona

Opponent	Score	Final
12/10/15 vs. Minnesota	20-20	23-20
11/29/15 @ San Francisco	13-13	19-13
11/22/15 vs. Cincinnati	31-31	34-31
11/15/15 @ Seattle	25-29	39-32
10/26/14 vs. Philadelphia	17-20	24-20
9/8/14 vs. San Diego	6-17	18-17
12/22/13 @ Seattle	9-10	17-10
9/29/13 @ Tampa Bay	0-10	13-10
9/15/13 vs. Detroit	16-21	25-21

## PALMER ON THE ALL-TIME LISTS

With 40,046 career passing yards, **Palmer ranks 18th on the all-time list.** He sits 204 yards shy of passing legendary Hall of Fame QB Johnny Unitas for 17th place on the NFL's all-time passing yardage list.

### NFL's All-Time Passing Yardage Leaders (Career)

Rnk	Player	Yards	Yds to Pass
1	Peyton Manning	71,940	31,905
2	Brett Favre#	71,838	31,803
3	Dan Marino#	61,361	21,326
4	Drew Brees*	60,903	20,868
5	Tom Brady*	58,028	17,993
6	John Elway#	51,475	11,440
7	Warren Moon#	49,325	9,290
8	Fran Tarkenton#	47,003	6,968
9	Vinny Testaverde	46,233	6,198
10	Drew Bledsoe	44,611	4,576
11	Eli Manning*	44,191	4,156
12	Dan Fouts#	43,040	3,005
13	Ben Roethlisberger*	42,995	2,960
14	Philip Rivers*	41,447	1,412
15	Kerry Collins	40,922	887
16	Joe Montana#	40,551	516
17	Johnny Unitas#	40,239	204
18	<b>Carson Palmer*</b>	<b>40,036</b>	-



#Hall of Fame Inductee \*Active Player

After throwing a career-high 35 TD passes in 2015, Palmer ranks 16th on the NFL's all-time list.

### NFL's All-Time TD Pass Leaders (Career)

Rnk	Player	TDs	TDs to Pass
1	Peyton Manning	539	281
2	Brett Favre#	508	250
3	Tom Brady*	428	170
4	Drew Brees*	428	170
5	Dan Marino#	420	162
6	Fran Tarkenton#	342	84
7	John Elway#	300	42
8	Eli Manning*	294	36
9	Warren Moon#	291	33
10	Johnny Unitas	290	32
11	Philip Rivers*	281	23
12	Vinny Testaverde	275	17
13	Joe Montana#	273	15
14	Ben Roethlisberger*	272	14
15	Dave Krieg	261	3
16	<b>Carson Palmer*</b>	<b>259</b>	-

#Hall of Fame Inductee \*Active Player

Palmer enters the season with 3,413 career completions, which is good for 15th place on the NFL's all-time list.

### NFL's All-Time Pass Completion Leaders (Career)

Rnk	Player	Comp	Comp to Pass
1	Brett Favre#	6,300	2,888
2	Peyton Manning	6,125	2,713
3	Drew Brees*	5,365	1,953
4	Dan Marino#	4,967	1,554
5	Tom Brady*	4,953	1,541
6	John Elway#	4,123	711
7	Warren Moon#	3,988	576
8	Drew Bledsoe	3,839	427
9	Vinny Testaverde	3,787	375
10	Eli Manning*	3,695	283
11	Fran Tarkenton	3,686	274
12	Kerry Collins	3,487	75
13	Ben Roethlisberger*	3,476	64
14	Philip Rivers*	3,462	50
15	<b>Carson Palmer*</b>	<b>3,413</b>	-

#Hall of Fame Inductee \*Active Player

Palmer's 5,443 completions are good for 14th place on the NFL's all-time list.

### NFL's All-Time Pass Attempt Leaders (Career)

Rnk	Player	Att	Att to Pass
1	Brett Favre#	10,169	4,727
2	Peyton Manning	9,380	3,938
3	Dan Marino#	8,358	2,916
4	Drew Brees*	8,085	2,643
5	Tom Brady*	7,792	2,350
6	John Elway#	7,250	1,808
7	Warren Moon#	6,823	1,381
8	Drew Bledsoe	6,717	1,275
9	Vinny Testaverde	6,701	1,259
10	Fran Tarkenton#	6,467	1,025
11	Kerry Collins	6,261	819
12	Eli Manning*	6,227	785
13	Dan Fouts#	5,604	162
14	<b>Carson Palmer*</b>	<b>5,443</b>	-

#Hall of Fame Inductee \*Active Player

## HISTORIC START FOR DAVID

Rookie RB **David Johnson** had a record-breaking debut season with the Cardinals in 2015. Arizona's third round selection (86th overall) in the 2015 NFL Draft, Johnson established a franchise rookie record with 13 TDs on the year (8 rushing, 4 receiving, 1 kickoff return).



### Franchise Rookie Record – Total TDs

Rnk	Player (Year)	TDs
1	<b>David Johnson (2015)</b>	<b>13</b>
2t	Ottis Anderson (1979)	10
2t	Tim Hightower (2008)	10
4t	Ollie Matson (1952)	9
4t	Ronald Moore (1993)	9

**Johnson became the first player in franchise history to post at least eight rushing TDs and four receiving TDs in a season.**

In addition to representing a franchise rookie record, Johnson's 13 TDs also led all NFL rookies in 2015.

### NFL Rookie Leaders – Total TDs (2015)

Rnk	Player (Team)	TDs
1	<b>RB David Johnson (AZ)</b>	<b>13</b>
2	RB Todd Gurley (StL)	10
3	RB Karlos Williams (Buf)	9
4	WR Tyler Lockett (Sea)	8
5	RB Jeremy Langford (Chi)	7

### A MILESTONE PERFORMANCE IN PHILADELPHIA

In Week 15 vs. Philadelphia, Johnson rushed for 187 yards and three TDs. He became the first player in franchise history to rush for 180+ yards and three TDs in a game. Prior to Johnson's performance in Philly, just two players in team annals had rushed for 160+ yards and a three TDs in a game – Willis Crenshaw (162 yards and 3 TDs at NY Giants, 12/8/68) and Ollie Matson (163 yards and 3 TDs vs. Washington, 11/21/54).

Johnson joined Hall of Fame RB Jim Brown as the only players in NFL history to rush for 185+ yards and three TDs against the Eagles. His 187 yards were the most by a rookie vs. Philly since Tony Dorsett (206) in 1977.

Johnson's 187 rushing yards in Week 15 represent the fifth-best single game total in franchise history. It also marked the second-highest single-game total in team history by a rookie.

### Franchise Record – Rushing Yards (Game)

Rnk	Player	Yds	Opponent
1	Beanie Wells	228	11/27/11 at St. Louis
2	LeShon Johnson	214	9/22/96 at New Orleans
3	John David Crow	203	12/18/60 vs. Pittsburgh
4	Ottis Anderson*	193	9/2/79 at Dallas
5	<b>David Johnson*</b>	<b>187</b>	<b>12/20/15 at Philadelphia</b>

\*Rookie Season

Johnson's 187 rushing yards against the Eagles also represented the fourth-best single-game total in the NFL last season.

### NFL Leaders – Single-Game Rushing Yards (2015)

Rnk	Player (Team)	Yds	Opponent
1	Doug Martin (TB)	235	11/22 @ Philadelphia
2	Thomas Rawls (Sea)	209	11/22 vs. San Francisco
3	Adrian Peterson (Min)	203	11/15 @ Oakland
4	<b>David Johnson (AZ)</b>	<b>187</b>	<b>12/20 @ Philadelphia</b>
5	Lamar Miller (Mia)	175	10/25 vs. Houston

Johnson's 229 yards from scrimmage vs. Philadelphia (187 rushing, 42 receiving) were the fourth-best single-game total in franchise history – and the most in team annals for a rookie.

## HISTORIC TOUCHDOWN TOTAL

RB **David Johnson** became the first Cardinals player to post 13 or more TDs in a season since Larry Fitzgerald (13) in 2009. Johnson's 13 TDs in 2015 tied for the fifth-best single-season total in team history.

### Franchise Record – Total TDs (Season)

Rnk	Player (Year)	TDs
1	John David Crow (1962)	17
2t	Sonny Randle (1960)	15
2t	Mal Kutner (1948)	15
4	Roy Green (1983)	14
5t	<b>David Johnson (2015)</b>	<b>13</b>
5t	Larry Fitzgerald (2009)	13
5t	Terry Metcalf (1975)	13
5t	Donny Anderson (1973)	13
5t	MacArthur Lane (1970)	13

## THE ROOKIE STEPS UP

In his five starts following injuries to Chris Johnson and Andre Ellington, **David Johnson** totaled 658 yards from scrimmage and five TDs. He had 442 yards and four TDs rushing on 90 carries (4.9 avg.) and 216 yards receiving and a TD on 17 receptions.

He led all NFL players with his 658 yards from scrimmage and was the only player in the league with 400+ rushing yards and 200+ receiving yards over the final month of the season. His breakout performance earned him NFL Offensive Rookie of the Month honors for December/January.

### NFL Scrimmage Yardage Leaders – December/January

Rnk	Player (Team)	Yds	Rush	Rec
1	<b>David Johnson (AZ)</b>	<b>658</b>	<b>442</b>	<b>216</b>
2	Antonio Brown (Pit)	642	0	642
3	Julio Jones (Atl)	626	0	626
4	Brandon Marshall (NYJ)	571	0	571
5	Rashad Jennings (NYG)	554	446	108

Among NFL rookies, Johnson's 658 scrimmage yards in the final month were 230 more than the next highest player (Buck Allen–428 yards) and his 442 rushing yards led all rookies by 130 yards (Todd Gurley–312). Johnson also led all rookies in total touchdowns (five) and his four rushing touchdowns tied Gurley for the NFL lead.

## STRONG RESUME IN YEAR ONE

Going back to the 2015 season opener vs. New Orleans, RB **David Johnson** made history throughout his rookie season. Below are some of the highlights from Johnson's rookie campaign:

### One of Four In NFL History As Productive

Johnson totaled 1,636 all-purpose yards and a franchise rookie record 13 TDs in 2015. He finished with 581 yards and eight TDs on 125 rushing attempts (4.6 avg.), 457 yards and four TDs on 36 receptions, and 598 yards and a TD on 22 kickoff returns. He became just the fourth player in NFL history to post 500+ rushing yards, 400+ receiving yards, 500+ kickoff return yards and 13+ touchdowns in a season, joining Timmy Brown (1962), Gale Sayers (1965) and Maurice Jones-Drew (2006).

### An All-Around Performance in First Two Weeks

Johnson had nine total touches in his first two career NFL games and he accumulated 251 yards and three TDs on those nine touches (had two TDs on his first three NFL touches). Johnson had a 108-yard kickoff-return TD and a 13-yard TD run in the Cardinals win at Chicago in Week 2. Johnson, who had a 55-yard TD reception the week before vs. New Orleans in his NFL debut, was the first player in NFL history with a rushing TD, receiving TD and kickoff-return TD in his first two games to begin a career.

His 108-yard TD against the Bears tied for the second-longest play in NFL history. It's also the longest TD in franchise history.

### NFL History – Longest Kickoff Returns

Rnk	Dist	Player (Team)	Opponent
1	109t	Cordarrelle Patterson (Min)	vs. Green Bay, 10/27/13
2t	108t	<b>David Johnson (AZ)</b>	<b>@ Chicago, 9/20/15</b>
2t	108t	Jacoby Jones (Bal)	vs. Pittsburgh, 11/2/14
2t	108t	Knile Davis (KC)	vs. Denver, 12/1/13
2t	108t	Jacoby Jones (Bal)	vs. Dallas, 10/14/12
2t	108t	Randall Cobb (GB)	vs. New Orleans, 9/8/11
2t	108t	Ellis Hobbs (NE)	vs. NY Jets, 9/9/07

Johnson also added a rushing TD against the Bears. In doing so, he became the first Cards player to have a kickoff return TD and a rushing TD in the same game since HOFer Ollie Matson on 12/13/58.

### Short Route to the Hall of Fame

In the summer of 2015, Johnson visited the Pro Football Hall of Fame in Canton, OH during the annual NFL Rookie Symposium. Three months later he was being honored at the Hall of Fame for the record-breaking start to his NFL career. The Hall of Fame is recognizing Johnson's achievements by displaying the jersey and cleats he wore in the victory over Chicago when he scored on a kickoff return and rushing attempt.

Despite seeing a limited role in the offense in the early part of the season, Johnson registered six TDs (3 rushing, 2 receiving, 1 KOR) in the first five games in 2015. That tied the franchise record for TDs in a player's first five career games. The only other player in Cardinals history with at six TDs in their first five career games was Ollie Matson (6, 1952).





## C.J. RETURNS IN 2016

During training camp in 2015, the Cardinals signed RB **Chris Johnson** to a one-year contract. In his first year with Arizona, Johnson helped lead a revived Cardinals rushing attack. He led the team with 814 rushing yards on 196 carries and his four 100-yard rushing games were the most by a Cardinal in a single season since current RBs coach Stump Mitchell also had four in 1985.



Johnson was among the league rushing leaders last season prior to suffering a knee injury in Week 12 that landed him on the injured reserve/designated to return list. Johnson returns to the Cardinals this season, having re-signed with Arizona as a free agent.

In his 11 appearances last season (9 starts), Johnson rushed to the top of the NFL rushing yardage list. At the time of his injury, he ranked 4th in the NFL in rushing yards.

### NFL Leaders - Rushing Yards (Weeks 1-12 Only)

Rnk	Player (Team)	Yds	Att	Avg.
1	Adrian Peterson (Min)	1,164	237	4.91
2	Doug Martin (TB)	1,038	202	5.14
3	Jonathan Stewart (Car)	832	211	3.94
4	<b>Chris Johnson (AZ)</b>	<b>814</b>	<b>196</b>	<b>4.15</b>
5	Todd Gurley (StL)	794	164	4.84

Only Vikings RB Adrian Peterson (6) had rushed for 100+ yards in more games than Johnson (4) prior to his injury.

### NFL Leaders—100-yard Rushing Performances (Weeks 1-12)

Rnk	Player (Team)	100+
1	Adrian Peterson (Min)	6
2t	<b>Chris Johnson (AZ)</b>	<b>4</b>
2t	Devonta Freeman (Atl)	4
2t	Todd Gurley (StL)	4
2t	Doug Martin (TB)	4

Johnson rushed for 122 yards in the Cardinals Monday Night victory over the Ravens in Week 7 and followed that up with 109 yards on 30 attempts against the Browns in Week 8. He became the first Cardinals RB to rush for 100+ yards in consecutive games since Edgerrin James in 2006 (games 12-13).

### CARDS HAVE ONE OF THE BEST IN C.J.

Dating back to 2008, his first NFL season, Johnson's 40 100-yard performances are the second-most in the NFL.

### NFL Leaders—Games With 100+ Rushing Yards (2008-15)

Rnk	Player (Team)	100+
1	Adrian Peterson (Min)	43
2	<b>Chris Johnson (AZ)</b>	<b>40</b>
3	Arian Foster (Mia)	32
4	Marshawn Lynch (Retired)	28
5t	Frank Gore (Ind)	27
5t	Michael Turner (Retired)	27

A three-time Pro Bowler, Johnson was a first-team All-Pro selection in 2009 when he was also named NFL Offensive Player of the Year with Tennessee after leading the league with 2,006 rushing yards.

He became the sixth player in league history to top 2,000 rushing yards in a season and remains one of just seven players in NFL history to accomplish that feat.

### NFL's All-Time 2,000-Yard Rushers (Season)

Rnk	Player (Team)	Yards	Year
1	Eric Dickerson (LA Rams)	2,105	1984
2	Adrian Peterson (Min)	2,097	2012
3	Jamal Lewis (Bal)	2,066	2003
4	Barry Sanders (Det)	2,053	1997
5	Terrell Davis (Den)	2,008	1998
6	<b>Chris Johnson (Ten)</b>	<b>2,006</b>	<b>2009</b>
7	O.J. Simpson (Buf)	2,003	1973

Johnson has rushed for an NFL record six TDs of at least 80 yards in his career. He has double the number of such rushing TDs than any other player in NFL history. Jamaal Charles, Ahman Green, Bob Hoernschemeyer, Hugh McElhenny, Adrian Peterson, Barry Sanders and O.J. Simpson are all tied for second place with three career rushing TDs of 80+yards.

No player in NFL history has more offensive TDs of 80+ yards than Johnson, who is tied with Derrick Alexander for the NFL record with six.

### NFL Record - Offensive TDs of 80+ Yards (Career)

Rnk	Player (Years)	TDs	Type
1t	<b>Chris Johnson (2008-)</b>	<b>6</b>	<b>6 Rushing</b>
1t	Derrick Alexander (1994-02)	6	5 Receiving, 1 Rushing
3t	Lance Alworth (1962-72)*	5	5 Receiving
3t	Bob Hayes (1965-75)*	5	5 Receiving
3t	Bobby Mitchell (1958-68)*	5	4 Receiving, 1 Rushing
3t	Jerry Rice (1985-04)*	5	5 Receiving

\*Hall of Fame Inductee

## A DIFFERENT LOOK OFFENSIVE LINE

Under the tutelage of Offensive Coordinator **Harold Goodwin**, the Cardinals offensive line was one of the team's most improved units from 2014 to 2015. After signing Pro Bowl guard **Mike Iupati** last offseason, the line made further strides, leading the way for the NFL's #1 ranked offense while keeping QB Carson Palmer clean. The line also helped Arizona boast its best rushing attack in years.

This offseason saw changes to three of the five spots along the line. With the departure of starters C Lyle Sendlein, LT Bobby Massie and G Ted Larsen, three new faces will fill in. The opening at RG will be filled by two-time Pro Bowler **Evan Mathis**, who was signed as a free agent after winning a Super Bowl last season in Denver.

At RT, 2015 first round signee **D.J. Humphries** takes over the starting role. A product of the University of Florida, Humphries was the 24th overall pick in last year's draft.



At center, 2015 free agent signing A.Q. Shipley will start after winning a preseason battle with fourth-year vet **Earl Watford** and 2016 fourth round selection (128th overall) **Evan Boehm**.

Returning from last year's starting unit are LT **Jared Veldheer** and G **Mike Iupati**. The latter was signed by the Cardinals as a free agent in 2015 and went on to earn his fourth consecutive Pro Bowl nod during his first season in Arizona.

### BEHIND THE LINE IN 2015

#### Keeping the QB Clean

The Cardinals gave up just 27 sacks on 562 pass attempts in 2015. Arizona's 27 sacks allowed tied for the fourth-fewest in the NFL last season.

#### NFL Leaders – Fewest Sacks Allowed (2015)

Rnk	Team	Sack	Att
1	St. Louis	18	473
2	NY Jets	22	604
3	Baltimore	24	676
4t	<b>Arizona</b>	<b>27</b>	<b>562</b>
4t	NY Giants	27	623
4t	Tampa Bay	27	535
4t	Washington	27	555

#### A Greatly Improved Run Game

In 2014 the Cardinals ranked 31st in the NFL in rushing. Behind the offensive line in 2015, the Cardinals jumped 23 spots and finished eighth in the NFL in rushing, averaging 119.8 yards per game.

Arizona rushed for 1,917 yards and 16 TDs on 452 carries last season, averaging 4.2 yards per attempt.

RBs **Chris Johnson** (4) and **David Johnson** (1) combined for five individual 100-yard rushing performances last season. That is the most in a single season since 1988 when Earl Ferrell (3) and Stump Mitchell (2) combined for five 100-yard performances.

Arizona posted 50 runs of 10+ yards during the 2015 regular season. The Cardinals had just 31 such runs in 2014. Arizona's 12 rushing plays of 20+ yards in 2015 doubled the total they accumulated in 2014 (6).

## ADDING ANOTHER PRO BOWL GUARD

In 2015 the Cardinals signed Pro Bowl LG Mike Iupati in free agency. This offseason, the team dipped back into that well, signing Pro Bowl G **Evan Mathis** to man the right side. Mathis signed a one-year contract with the Cards after spending the 2015 season with the Denver, where he started for the Super Bowl champion Broncos.

A two-time Pro Bowler (2013-14) and 2013 first-team All-Pro selection, Mathis has appeared in 130 career games (90 starts) since entering the league as a third-round pick of the Carolina Panthers in the 2005 NFL Draft. He has also started four of five postseason games played in his career.

Mathis started 12 of 16 regular season games and all three postseason contests at LG last season in Denver.

According to Stats, Inc. Mathis's 5.5 sacks allowed since 2011 are the lowest total among all starting NFL guards during that span (min. 50 starts). Mathis was also named the top guard in the NFL by ProFootballFocus.com from 2011-13 and No. 2 ranked guard in 2014.

In Arizona, Mathis reunites with QB **Carson Palmer**, who was his teammate in Cincinnati from 2009-10.

## BREAKING HIS OWN RECORD

WR **Larry Fitzgerald** enjoyed one of the best seasons of his career in 2015. He finished the year with 109 receptions for 1,215 yards and nine TDs. His 109 receptions represent a franchise single-season record, surpassing his previous mark of 103, set in 2005.

### Franchise Record - Receptions (Season)

Rnk	Player (Year)	Rec
1	<b>Larry Fitzgerald (2015)</b>	<b>109</b>
2	Larry Fitzgerald (2005)	103
3	Anquan Boldin (2005)	102
4t	Anquan Boldin (2003)	101
4t	Larry Centers (1995)	101

The 2015 season was Fitzgerald's third with 100+ receptions. He is one of just nine players in NFL history to record 100+ receptions in at least three different seasons.

### NFL History – Seasons with 100+ Receptions

Rnk	Player	100+	Years
1	Brandon Marshall	6	2007, 2008, 2009, 2012, 2013, 2015
2t	Andre Johnson	5	2006, 2008, 2009, 2012, 2013
2t	Wes Welker	5	2007, 2008, 2009, 2011, 2012
4t	Marvin Harrison	4	1999, 2000, 2001, 2002
4t	Jerry Rice	4	1990, 1994, 1995, 1996
4t	Reggie Wayne	4	2007, 2009, 2010, 2012
<b>7t</b>	<b>Larry Fitzgerald</b>	<b>3</b>	<b>2005, 2007, 2015</b>
7t	Herman Moore	3	1995, 1996, 1997
7t	Antonio Brown	3	2013, 2014, 2015

The 2015 season marked Fitzgerald's seventh career 1,000-yard campaign, extending his franchise record. Fitzgerald reached 1,000 yards in a season for the first time since 2011 (1,411).

### Franchise Record – Seasons with 1,000+ Receiving Yards

Rnk	Player (Years)	Seasons
1	<b>Larry Fitzgerald (2004-15)</b>	<b>7</b>
2	Anquan Boldin (2003-09)	5
3	Roy Green (1979-90)	3
4t	David Boston (1999-02)	2
4t	Rob Moore (1995-99)	2
4t	Sonny Randle (1959-66)	2
4t	Frank Sanders (1995-02)	2
4t	J.T. Smith (1985-90)	2

## HISTORIC TOTALS

**Fitzgerald** is one of just 10 players in NFL history with 13,000+ receiving yards and 90+ receiving TDs in their career – and the only active player.

### NFL Players with 13,000+ Receiving Yards/90+ TDs

Player	Yards	TDs
Jerry Rice+	22,895	197
Terrell Owens	15,934	153
Randy Moss	15,292	151
Isaac Bruce	15,208	91
Tony Gonzalez	15,127	111
Tim Brown+	14,934	100
Marvin Harrison+	14,580	128
Cris Carter+	13,899	130
<b>Larry Fitzgerald</b>	<b>13,366</b>	<b>98</b>
Steve Largent+	13,089	100



+Hall of Fame Inductee

## STREAK CONTINUES INTO 2016

After hauling in at least one catch in all 16 games in 2015, **Fitzgerald** now has at least one catch in 179 consecutive games. In addition to representing a franchise record, that is also the longest active streak in the NFL.

### Consecutive Games with a Reception (Active NFL Leaders)

Gms	Player (Team)
<b>179</b>	<b>Larry Fitzgerald (Arizona)</b>
144	Brandon Marshall (NY Jets)
129	Steve Smith (Baltimore)
119	Jason Witten (Dallas)
103	Pierre Garcon (Washington)

The NFL record for consecutive games with a reception is 274, held by Hall of Famer Jerry Rice. Fitzgerald enters the 2016 season needing a catch in the first six games to enter the top-five on the all-time list.

### Consecutive Games with a Reception (NFL Record)

Gms	Player (Team)
274	Jerry Rice (1985-2004)
211	Tony Gonzalez (2000-2013)
190	Marvin Harrison (1996-2008)
186	Hines Ward (1998-2010)
185	Terrell Owens (1996-2009)

## CLIMBING THE TOP 15

**Fitzgerald** entered the 2015 season ranked 19th in NFL history with 909 career receptions. After registering 109 catches last season, he moved up eight spots to 11th place on the NFL's all-time receptions list.

### NFL All-Time Receptions Leaders

#	Rec	Player	Years	Rec. Needed To Pass
1	1,549	Jerry Rice+	1985-2004	532
2	1,325	Tony Gonzalez	1997-2013	308
3	1,102	Marvin Harrison+	1996-2008	85
4	1,101	Cris Carter+	1987-2002	84
5	1,094	Tim Brown+	1988-2004	77
6	1,078	Terrell Owens	1996-2010	61
7	1,070	Reggie Wayne*	2001-	53
8	1,053	Andre Johnson*	2003-	36
9	1,024	Isaac Bruce	1994-2009	7
10	1,020	Jason Witten*	2003-	3
<b>11</b>	<b>1,018</b>	<b>Larry Fitzgerald*</b>	<b>2004-</b>	<b>-</b>
12	1,009	Anquan Boldin*	2003-	-
13	1,000	Hines Ward	1998-2011	-
14	982	Randy Moss	1998-2012	-
15	961	Steve Smith Sr.*	2001-	-

+Hall of Fame Inductee \*Active Player

With 1,215 yards in 2015, Fitzgerald now ranks 15th on the NFL's all-time list.

### NFL All-Time Receiving Yardage Leaders

#	Yards	Player	Years	Yds Needed To Pass
1	22,895	Jerry Rice+	1985-2004	9,530
2	15,934	Terrell Owens	1996-2010	2,569
3	15,292	Randy Moss	1998-2012	1,927
4	15,208	Isaac Bruce	1994-2009	1,843
5	15,127	Tony Gonzalez	1997-2013	1,762
6	14,934	Tim Brown+	1988-2004	1,569
7	14,580	Marvin Harrison+	1996-2008	1,215
8	14,345	Reggie Wayne*	2001-	980
9	14,100	Andre Johnson*	2003-	735
10	14,004	James Lofton+	1978-1993	639
11	13,932	Steve Smith Sr.*	2001-	567
12	13,899	Cris Carter+	1987-2002	534
13	13,777	Henry Ellard	1983-1998	412
14	13,382	Torry Holt	1999-2009	17
<b>15</b>	<b>13,366</b>	<b>Larry Fitzgerald*</b>	<b>2004-</b>	<b>-</b>
16	13,198	Andre Reed+	1985-2000	-
17	13,195	Anquan Boldin*	2003-	-
18	13,089	Steve Largent+	1976-1989	-
19	12,785	Irving Fryar	1984-2000	-
20	12,721	Art Monk+	1980-1995	-

+Hall of Fame Inductee \*Active Player

Fitzgerald has 98 TD receptions in the regular season. That is the 11th-best total in NFL history.

### NFL Career Leaders—Touchdown Receptions

Rnk	TDs	Player	Years	TDs Needed To Pass
1	197	WR Jerry Rice+	1985-04	100
2	156	WR Randy Moss	1998-12	59
3	153	WR Terrell Owens	1996-10	56
4	130	WR Cris Carter+	1987-02	33
5	128	WR Marvin Harrison+	1996-08	31
6	111	TE Tony Gonzalez	1997-2014	14
7	104	TE Antonio Gates#	2003-	7
8t	100	WR Steve Largent+	1976-89	3
8t	100	WR Tim Brown+	1988-04	3
10	99	WR Don Hutson+	1935-45	2
<b>11</b>	<b>98</b>	<b>WR Larry Fitzgerald#</b>	<b>2004-</b>	<b>-</b>
12	91	WR Isaac Bruce	1994-09	-
13	88	WR Don Maynard+	1958-73	-
14	87	WR Andre Reed+	1985-00	-

+Hall of Fame Inductee #Active Players

Including postseason, Fitzgerald has 108 career TD receptions. He is among just 11 players in NFL history with 100+ TD receptions, including playoffs – Jerry Rice (219), Randy Moss (166), Terrell Owens (158), Cris Carter (138), Marvin Harrison (130), Tony Gonzalez (115), Steve Largent (104), Antonio Gates (105), Tim Brown (103) and Don Hutson (100).

## THE YOUNGEST TO 1,000

**Fitzgerald** reached 1,000 receptions for his career at St. Louis in Week 13 last season. **At 32 years, 97 days old Fitzgerald became the youngest player in NFL history to reach 1,000 receptions for their career.**

### NFL Record – Youngest Players to 1,000 Receptions

Player	Age
<b>Larry Fitzgerald</b>	<b>32 years, 97 days</b>
Andre Johnson	33 years, 163 days
Jason Witten	33 years, 215 days
Jerry Rice	34 years, 21 days
Marvin Harrison	34 years, 107 days

## FITZ FOR 100

Arizona's win at Seattle in Week 10 last season was **Larry Fitzgerald's** 41st career regular season 100-yard receiving game, extending his franchise record. In Weeks 2 and 3, Fitzgerald had 100+ receiving yards in consecutive games for the first time since 2011 (games 15-16) and for the ninth time in his career.

### Franchise Record—Career 100-Yard Receiving Games

100-G	Player (Years)
41	Larry Fitzgerald (2004-)
27	Anquan Boldin (2003-09)
22	Jackie Smith (1963-77)
20	Roy Green (1979-90)
18	Rob Moore (1995-01)

Including postseason, Fitzgerald has 46 career 100-yard receiving games. He has 100+ receiving yards in five of his eight career postseason outings.

### Fitzgerald's Career 100-Yard Games (Postseason Included)

Yds	Opponent	Rec
176*	vs. Green Bay, 1/16/16	8
172	at Minnesota, 11/26/06	11
171	vs. St. Louis, 12/30/07	11
166*	at Carolina, 1/10/09	8
160	vs. Philadelphia, 10/26/14	7
156	vs. San Francisco, 11/25/07	9
155	at NY Giants, 9/11/05	13
153	vs. Miami, 9/14/08	6
152*	vs. Philadelphia, 1/18/09	9
151	at Seattle, 11/16/08	10
149	vs. Seattle, 1/1/12	9
149	vs. San Francisco, 12/11/11	7
146	at Philadelphia, 11/13/11	7
143	vs. Minnesota, 12/6/09	8
141	at Detroit, 11/13/05	9
136	at St. Louis, 10/7/07	9
136	vs. Carolina, 10/9/05	9
134	vs. San Francisco, 9/27/15	9
133	at Washington, 9/18/11	7
133	vs. San Francisco, 9/10/06	9
130	@ Seattle, 11/15/15	30
130	vs. Seattle, 12/28/08	5
129	at San Francisco, 12/4/05	8
127*	vs. Pittsburgh, 2/1/09	7
125	at San Francisco, 1/2/11	11
125	at Carolina, 12/19/10	9
123	at Chicago, 11/8/09	9
122	at NY Jets, 9/28/08	8
120	vs. Pittsburgh, 9/30/07	30
117	@ San Francisco, 10/13/13	6
115	at Carolina, 10/26/08	7
114	vs. Philadelphia, 9/23/12	9
113	vs. San Francisco, 12/29/13	6
112	@ Chicago, 9/20/15	8
112	vs. St. Louis, 11/9/14	9
111	vs. Chicago, 12/23/12	8
109	at Washington, 9/21/08	7
107	at Minnesota, 11/7/10	7
105	at Cincinnati, 12/24/11	6
104	at St. Louis, 11/20/05	9
102	vs. NY Giants, 10/2/11	8
102	vs. Seattle, 11/6/05	8
102	vs. San Francisco, 10/2/05	7
101*	vs. Atlanta, 1/3/09	6
101	at New England, 12/21/08	3
100	at Seattle, 10/18/09	13

\*Postseason

### Fitzgerald's 100-Yard Games By Season

Year	100-G
2015	3 (1 more in the postseason)
2014	2
2013	2
2012	2
2011	6
2010	3
2009	3
2008	7 (4 more in the postseason)
2007	4
2006	2
2005	7



## DOMINANT IN THE POSTSEASON

During the 2008 postseason, WR **Larry Fitzgerald** had the most prolific playoff run of any wide receiver in NFL history. He shattered NFL records for receiving yards in a single postseason (546), receptions (30) and TDs (7). Fitzgerald recorded four 100-yard games in the postseason as well, a new NFL record for consecutive games with 100-yards receiving.



In the Divisional matchup vs. Green Bay last season, Fitzgerald looked just as dominant. He caught eight passes for 176 yards and scored the game-winning TD in the Cardinals OT victory over the Packers. His 176 receiving yards set a new franchise postseason record. Fitzgerald surpassed his own franchise record of 166 yards at Carolina (1/10/09) in the 2008 Divisional round.

Fitzgerald is the only player in NFL history to average at least 100+ receiving yards and a TD in every game played in the postseason.

Fitzgerald has more receiving yards (942) than any player in NFL history through his first nine career postseason games.

### Receiving Yards In First 9 Postseason Games - NFL History

Rnk	Yds	Player, Years
1	942	Larry Fitzgerald, Arizona (2008-15)
2	856	Steve Smith, Carolina (2003-13)
3	847	Jerry Rice, San Francisco (1985-89)
4	781	Michael Irvin, Dallas (1991-94)
5	759	Isaac Bruce, St. Louis (1999-04)

The win over Green Bay marked Fitzgerald's fifth career 100-yard game in the playoffs. Only Jerry Rice (8) and Michael Irvin (6) have more 100-yard receiving games in the postseason than Fitzgerald.

### Career 100-Yard Receiving Games In The Postseason - NFL History

Rnk	Player (Teams)	Gms
1	Jerry Rice (San Fran/Oakland)	8
2	Michael Irvin (Dallas)	6
3t	Larry Fitzgerald (Arizona)	5
3t	Andre Reed (Buffalo)	5
3t	John Stallworth (Pittsburgh)	5
3t	Hines Ward (Pittsburgh)	5

Fitzgerald has 150+ receiving yards in three postseason games in his career. He is the only player in NFL history with at least three games of 150+ receiving yards in the playoffs.

### NFL Postseason History – Games with 150+ Receiving Yards

Rnk	Player	150+
1	Larry Fitzgerald	3
2t	Jerry Rice	2
2t	Fred Biletnikoff	2
2t	Steve Smith, Sr.	2

Fitzgerald and Hall of Fame WR Fred Biletnikoff (2 straight in 1968) are the only players in NFL history with 150+ receiving yards in back-to-back postseason games.

Fitzgerald had 170 yards and a TD receiving in the second half/OT against the Packers. No player in NFL history had more receiving yards in the second half/OT of a postseason game. The previous record was 157 yards by Jerry Rice on 1/22/89 vs. Cincinnati in Super Bowl XXIII.

Fitzgerald now has at least one TD reception in six of nine playoff games. He is one of just seven players in NFL history with at least 10 TD receptions in the postseason. Only Hall of Fame WRs Jerry Rice (22) and John Stallworth (12) have more TD receptions in the postseason.

Of the seven players in NFL history that have at least 10 career TD receptions in the postseason, only Fitzgerald (9) has played in fewer than 15 career playoff games.

### Career TD Receptions In The Postseason - NFL History

Rnk	TDs	Player	Gms
1	22	Jerry Rice	29
2	12	John Stallworth	17
3t	10	Larry Fitzgerald	9
3t	10	Fred Biletnikoff	18
3t	10	Antonio Freeman	16
3t	10	Randy Moss	15
3t	10	Hines Ward	18



## HEADING TO THE HALL?

Below is a look at the career of **Larry Fitzgerald** through his first 186 career games compared to the 25 modern era WRs currently in the HOF and where they stood at that point in their career.

At this point in his career, Fitzgerald has more receptions (1,018) than all of the receivers enshrined in Canton had through 186 games except for Marvin Harrison (1,087) and Jerry Rice (1,037). Fitzgerald also has more receiving yards (13,366) than all HOF receivers through 186 games played except Rice (16,265) and Harrison (14,422).

Fitzgerald Vs. Modern Era WRs in the Hall of Fame (186 Games)								100-
Player, HOF Year	Years	G	Rec	Yds	Avg.	Y/G	TD	Yd G
<b>Larry Fitzgerald</b>	<b>2004-</b>	<b>186</b>	<b>1,018</b>	<b>13,366</b>	<b>13.1</b>	<b>71.9</b>	<b>98</b>	<b>41</b>
Marvin Harrison, '16	1996-08	186	1,087	14,422	13.3	77.5	128	59
Jerry Rice, '10	1985-04	186	1,037	16,265	15.7	87.4	153	61
Cris Carter, '13	1987-02	186	861	10,775	12.5	57.9	102	30
Art Monk, '08	1980-95	186	842	11,511	13.7	61.9	62	32
Tim Brown, '15	1988-04	186	821	11,708	14.3	62.9	82	37
Andre Reed, '14	1985-00	186	816	11,601	14.2	62.4	79	35
Steve Largent, '95	1976-89	186	781	12,482	16.0	67.1	95	40
Michael Irvin, '07	1988-99	159	750	11,904	15.9	74.9	65	47
Charley Taylor, '84	1964-77	165	649	9,110	14.0	55.2	79	21
Don Maynard, '87	1958, 60-73	186	633	11,834	18.7	63.6	88	50
Raymond Berry, '73	1955-67	154	631	9,275	14.7	60.2	68	23
James Lofton, '03	1978-93	186	628	11,680	18.6	63.0	59	37
Fred Biletnikoff, '88	1965-78	186	581	8,877	15.3	47.7	74	21
Charlie Joiner, '96	1969-86	186	567	9,585	16.9	51.5	50	23
Lance Alworth, '78	1962-72	136	542	10,266	18.9	75.5	85	41
John Stallworth, '02	1974-87	165	537	8,723	16.2	52.9	63	25
Bobby Mitchell, '83	1958-68	148	521	7,954	15.3	53.7	65	25
Tommy McDonald, '98	1957-68	152	495	8,410	17.0	55.3	84	24
Paul Warfield, '83	1964-77	157	427	8,565	20.1	54.6	85	22
Tom Fears, '70	1948-56	87	400	5,397	13.5	62.0	38	15
Elroy "Crazy Legs" Hirsch, '68	1946-57	127	387	7,029	18.2	55.3	60	-
Dante Lavelli, '75	1946-56	123	386	6,488	16.8	52.7	62	-
Pete Pihos, '70	1947-55	107	373	5,619	15.1	52.5	61	14
Bob Hayes, '09	1965-75	132	371	7,414	20.0	56.2	71	23
Lynn Swann, '01	1974-87	116	336	5,462	16.3	47.1	51	11
<b>Avg. of 25 Hall of Fame WRs</b>			<b>618</b>	<b>9,694</b>	<b>15.7</b>	<b>61.0</b>	<b>76</b>	<b>-</b>



In fact, Fitzgerald's career numbers already surpass those of many receivers that are currently in the HOF. He has more career receptions than 21 of the 25 receivers in the HOF: Swann (336), Hayes (371), Pihos (373), Lavelli (386), Hirsch (387), Fears (400), Warfield (427), McDonald (495), Mitchell (521), Stallworth (537), Alworth (542), Biletnikoff (589), Berry (631), Maynard (633), Taylor (649), Irvin (750), Joiner (750), Lofton (764), Largent (819), Monk (940) and Reed (951).

He has more career receiving yards than 20 of the 25 receivers in the HOF: Fears (5,397), Swann (5,462), Pihos (5,619), Lavelli (6,488), Hirsch (7,029), Hayes (7,414), Mitchell (7,954), McDonald (8,410), Warfield (8,565), Stallworth (8,723), Biletnikoff (8,974), Taylor (9,110), Berry (9,275), Alworth (10,266), Maynard (11,834), Irvin (11,904), Joiner (12,146), Monk (12,721), Largent (13,089) and Reed (13,198).

### A Career Full of Accomplishments:

- Franchise career leader in receptions (1,018), receiving yards (13,366), receiving TDs (98), total TDs (98) and 100-yard receiving games (41). His seven 1,000-yard seasons are also a franchise record.
- One of just five players in NFL history to record at least 1,400 receiving yards in a season four times in their career: Jerry Rice (6), Randy Moss (4), Marvin Harrison (4) and Andre Johnson (4).
- At 28 years, 74 days old, he became the third-youngest player in NFL history to reach 70 career receiving TDs behind only Randy Moss (26 years, 269 days old) and Hall of Famer Jerry Rice (28 years, one day old).
- At 32 years, 97 days old, he became the youngest player in NFL history to reach 1,000 career receptions.
- At 31 years, 102 days old, he became the youngest player in NFL history to reach 900 career receptions.
- At 30 years, 57 days old, he became the youngest player in NFL history to reach 800 career receptions.
- At 30 years, 85 days old, he became the youngest player in NFL history to reach 11,000 receiving yards.
- In 2010, he became the first player in NFL history to record 90+ receptions five times in their first seven seasons.
- During the 2008 postseason, he broke virtually every major playoff receiving record, establishing new single-season marks for receptions (30), receiving yards (546) and TDs (7). His four 100-yard receiving games in the postseason established a new NFL record for consecutive games with 100 yards receiving.
- His 10 TD receptions in nine career postseason games are an NFL record for a player in their first nine career playoff contests.
- With a then franchise-record 103 receptions during the 2005 season, he became the youngest player in NFL history to record a 100-catch campaign when he reached the mark at 22 years, 123 days old.
- Led the NFL in receiving TDs in both the 2008 (12) and 2009 (13) seasons. In addition to his 10 receiving TDs in 2007, he became the first player in franchise history to record at least 10 TDs in three consecutive seasons.
- At 29 years, 44 days old, joined Randy Moss (28 years, 314 days) as the only players in NFL history to reach 10,000 career receiving yards before the age of 30.
- One of just 10 players in NFL history to record 13,000+ receiving yards and 90+ TD receptions in their career.
- One of just nine players in NFL history with at least 10 TDs in five different seasons.

## A PAIR GO OVER 1,000

WRs **Larry Fitzgerald** (1,215) and **John Brown** (1,003) both went over 1,000 yards receiving in 2015. It represented just the fifth time in team history - and first time since 2009 - that the Cardinals had multiple receivers go over 1,000 yards in a single season.

For Fitzgerald, it was his seventh career 1,000-yard season. Of the five seasons in which the Cardinals had multiple 1,000-yard receivers, Fitzgerald has been involved in four. Brown reached 1,000 yards receiving for the first time in his career last season.

### Franchise History - Multiple 1,000-Yard Receivers

Year	Players (Yards)
2015	Larry Fitzgerald (1,215) and John Brown (1,003)
2009	Larry Fitzgerald (1,092) and Anquan Boldin (1,024)
2008	Larry Fitzgerald (1,431), Anquan Boldin (1,038), Steve Breaston (1,006)
2005	Larry Fitzgerald (1,409) and Anquan Boldin (1,402)
1997	Rob Moore (1,584) and Frank Sanders (1,017)

## A STRONG FINISH IN 2015

Now in his fifth NFL season, 2012 first-round selection WR **Michael Floyd** was the team's leading receiver between 2013 and 2014 with 1,882 receiving yards. In that same period, he ranked second on the team in receptions (112) and receiving TDs (11) behind perennial Pro Bowler Larry Fitzgerald.

After suffering a hand injury during training camp, Floyd saw limited action to begin the 2015 season. Through the first five games, Floyd had eight receptions for 104 yards as he worked his way back from the injury. In his final 10 games played, Floyd looked like the player he had been over the previous two years.



### Floyd's 2015 Season Breakdown - 1st 5 Games vs. Final 10

Statistic	1st 5	Final 10
Receptions	8	44
Receptions/Game	1.6	4.4
Receiving Yds	104	745
Receiving Yds/Game	20.8	74.5
Receiving Avg.	13.0	16.9
TD Receptions	0	6
100-Yard Games	0	5

Floyd caught six passes for 111 yards against the Packers in Week 16 last season. It marked his fifth game with 100+ receiving yards in a span of seven games played. Prior to that seven-game stretch, Floyd had posted 100+ receiving yards just six times in 55 career games. His five 100-yard receiving games in 2015 represent a career high for a single season.

### FLOYD COVERS GREAT DISTANCES

During his first three seasons, Floyd provided the Cardinals with a big-play threat at the receiver position. Last season, he posted a team-high nine receptions of 30+ yards, including catches of 49, 45, 41 and 32 yards in the final four games.

The 42-yard TD reception against the Vikings in Week 14 was the 19th TD catch of Floyd's career. Of his 19 career TD receptions, 13 have covered at least 20 yards. Of his last 15 TD receptions, 12 have covered at least 20 yards. Dating back to the Cardinals Week 8 victory over Cleveland, Floyd has hauled in TD catches of 60, 27, 35 and 42 yards.

## 11 TIMES OVER 100

Cardinals players combined for 11 individual 100-yard receiving performances last season. The 2015 season represented just the fourth time in franchise history - and first time since 2008 - that the Cardinals had at least 11 individual 100-yard performances in a single season.

### Franchise Record - 100-Yard Performances (Season)

Rnk	Year	100+ (Players)
1	2005	15 (Anquan Boldin-8; Larry Fitzgerald-7)
2	2008	13 (Larry Fitzgerald-7; Anquan Boldin-3; Steve Breaston-3)
3t	2015	11 (Michael Floyd-5; Larry Fitzgerald-3; John Brown-2; J.J. Nelson-1)
3t	2001	11 (David Boston-9; Frank Sanders-1; MarTay Jenkins-1)
5t	1997	10 (Rob Moore-8; Frank Sanders-2)
5t	1962	10 (Bobby Joe Conrad-5; Sonny Randle-4; Taz Anderson-1)

The Cardinals had multiple players reach 100+ receiving yards in a game twice last year - Week 10 at Seattle (Fitzgerald, Floyd) and Week 13 at St. Louis (Brown, Floyd). Prior to facing the Cardinals in Week 10, the last time the Seahawks had allowed multiple 100-yard receivers in a game was in 2008 - against the Cardinals.

## BROWN SHINES IN FIRST TWO SEASONS

In his first two seasons NFL seasons, WR **John Brown** - the team's third round selection (91st overall) in the 2014 NFL Draft - been a potent weapon in the Arizona passing attack.

In 31 career games, he has registered 113 receptions for 1,699 yards and 12 TDs. In franchise history, only three players had more receptions than Brown in their first two seasons (Larry Fitzgerald-161, Anquan Boldin-157, Frank Sanders-121).



### Franchise History - Receptions in 1st 2 Seasons

Rnk	Player (Years)	Rec
1	Larry Fitzgerald (2004-05)	161
2	Anquan Boldin (2003-04)	157
3	Frank Sanders (1995-96)	121
4	<b>John Brown (2014-15)</b>	<b>113</b>
5	David Boston (1999-00)	111

Only two players in team history had more receiving yards than Brown (Fitzgerald-2,189 and Boldin-2,000).

### Franchise History - Receiving Yards in 1st 2 Seasons

Rnk	Player (Years)	Yards
1	Larry Fitzgerald (2004-05)	2,189
2	Anquan Boldin (2003-04)	2,000
3	<b>John Brown (2014-15)</b>	<b>1,699</b>
4	Frank Sanders (1995-96)	1,696
5	David Boston (1999-00)	1,629

Only two players (Fitzgerald-18 and Sonny Randle-16) had more TD receptions.

### Franchise History - TD Receptions in 1st 2 Seasons

Rnk	Player (Years)	TDs
1	Larry Fitzgerald (2004-05)	18
2	Sonny Randle (1959-60)	16
3t	<b>John Brown (2014-15)</b>	<b>12</b>
3t	Mal Kutner (1946-47)	12
5	Dave Williams (1967-68)	11

Brown entered the league with a record-breaking season as a rookie in 2014, setting an NFL rookie record with four game-winning TD receptions. In 2015, despite being hampered by a hamstring injury, he totaled 65 receptions for 1,003 yards and seven TDs. Brown posted the biggest game of the season - and his career - in Week 6 at Pittsburgh, when he hauled in a career-high 10 receptions for a career-high 196 yards.

His 196 receiving yards tied for the sixth-best single-game total in franchise history and were the most for a Cardinals player since Anquan Boldin had 217 yards at Detroit on 9/7/03. Brown's 196 yards against the Steelers also marked the fourth-highest single-game receiving yardage total in the NFL last season.

### NFL Leaders - Single-Game Receiving Yards (2015)

Rnk	Player (Team)	Yds	Opponent
1	Antonio Brown (Pit)	284	11/8 vs. Oakland
2	A.J. Green (Cin)	227	9/27 @ Baltimore
3	Markus Wheaton (Pit)	201	11/29 @ Seattle
4	<b>John Brown (AZ)</b>	<b>196</b>	<b>10/18 @ Pittsburgh</b>
5	Antonio Brown (Pit)	195	9/20 vs. San Francisco

## NELSON BREAKS LOOSE

Rookie WR **J.J. Nelson** - the team's fifth round selection (159th overall) in the 2015 NFL Draft - saw an increased role against the Bengals in Week 11 last year due to an injury to WR Michael Floyd. Nelson responded with four receptions for a game-high 142 yards (35.5 avg.) against Cincinnati, including a 64-yard TD catch in the third quarter. Nelson's 142 receiving yards were the most by a rookie in a game in 2015.

### 2015 NFL Rookie Leaders - Receiving Yards (Game)

Rnk	Player (Team)	Yds	Opponent
1	<b>J.J. Nelson (AZ)</b>	<b>142</b>	<b>11/22 vs. Cincinnati</b>
2	Amari Cooper (Oak)	134	9/27 at Cleveland
3	Amari Cooper (Oak)	133	10/25 at San Diego
4	Matt Jones (Was)	131	11/15 vs. New Orleans
5	Stefon Diggs (Min)	129	10/18 vs. Kansas City



Nelson also made an impact in Cardinals wins over the 49ers and Rams. He had catches of 34 and 19 yards against the 49ers in Week 12 and he hauled in two passes for 34 yards against the Rams in Week 13, including a 22-yard TD catch in the first quarter. On the year, Nelson had 11 receptions for 299 yards and two TDs. He averaged 27.2 yards per catch. Nelson's 11 receptions in '15 covered 38, 20, 12, 23, 64, 36, 19, 19, 34, 22 and 12 yards.



## A PRO BOWL TALENT

CB **Patrick Peterson** earned his fifth Pro Bowl selection - and fourth at cornerback - (Kick Returner, 2011; Cornerback, 2012-15) in 2015. He was also named first-team All-Pro at corner for the second time in his career (2013, '15).

He joins RBs Jim Brown, Barry Sanders and Emmitt Smith as the only players in NFL history to be chosen to five Pro Bowls before their 26th birthday. He is the only defensive player in NFL history to earn that distinction.

### Five Pro Bowls Before the Age of 26 – NFL History

Player	Pro Bowls	Team
CB Patrick Peterson	5, 2011-15	Arizona
RB Jim Brown	5, 1957-61	Cleveland
RB Barry Sanders	5, 1989-93	Detroit
RB Emmitt Smith	5, 1990-94	Dallas



## NO ONE LIKE #21

*"I don't know if anybody's playing better at his position. He takes their best receiver and he shuts them down. He's just completely wiped out whoever we put him on."*

- Head coach Bruce Arians on CB Patrick Peterson

*"By far just one of the best in the game, hands down. He's going to follow you from your house to his house, from the sideline to the cricket field and back."*

- NY Giants All-Pro WR Odell Beckham, Jr. on Peterson

The Cardinals selected CB **Patrick Peterson** with the fifth overall pick in the 2011 NFL Draft and in his first five NFL seasons he earned five Pro Bowl selections and was named first-team All-Pro three times. He has proven to be one of the most unique talents in NFL history.

In addition to being one of the top corners in the NFL, Peterson has broken numerous NFL punt return records and spent time on the offensive side of the ball, becoming the first NFL defender to post a reception and complete a pass in the same game.



Peterson's most important role has been as a shutdown CB on one of the league's top defenses. Peterson has started all 80 games at CB in his five NFL seasons. Despite opposing QBs avoiding his side of the field, Peterson has registered 17 INTs since 2011, the fourth-highest total in the NFL during that span.

Dating back to his rookie season in '11 only Richard Sherman, Charles Woodson and Reggie Nelson have more INTs than Peterson.

### NFL Leaders – Interceptions (2011-15)

Rnk	Player (Team)	INTs
1	Richard Sherman (Sea)	26
2	Reggie Nelson (Oak)	21
3	Charles Woodson (Retired)	18
4	<b>Patrick Peterson (AZ)</b>	<b>17</b>
5t	Kurt Coleman (Car)	16
5t	Sam Shields (GB)	16
5t	Vontae Davis (Ind)	16
5t	Glover Quin (Det)	16
5t	Earl Thomas (Sea)	16

### PETERSON NEAR THE TOP OF PFF RANKINGS

According to ProFootballFocus.com, Peterson was at or near the top of the cornerback rankings last season. Below is where he ranked among cornerbacks appearing in at least 75% of their team's snaps:

#### Opponent Catch Percentage:

Peterson (47.7%) finished 2nd behind Darrelle Revis (46.5%)

#### Fewest Receiving Yards Allowed:

Peterson finished 1st in the NFL in fewest yards allowed (351); 2nd was Adam Jones (416)

#### Fewest Receptions Allowed:

Peterson tied with Richard Sherman for 1st with 31 receptions allowed

## A STELLAR SEASON CUT SHORT

After entering the season at full health for the first time since his rookie season in 2013, third-year S **Tyrann Mathieu** was having an All-Pro season in '15 and was among the candidates for Defensive Player of Year before he suffered a torn ACL while recording an INT in the Week 15 win over Philly. Despite the injury, Mathieu was named to his first Pro Bowl and earned first-team All-Pro honors from the Associated Press.



In 14 games played last season, Mathieu registered 89 tackles, a team-high 16 passes defended, 5 INTs (TD), 11 tackles for loss and a forced fumble. His five INTs were tied for third in the NFC at the time of the injury.

### NFC Interception Leaders in 2015 (at time of injury)

Rnk	Player (Team)	INTs
1	Kurt Coleman (Car)	7
2	Trumaine Johnson (StL)	6
3t	<b>Tyrann Mathieu (AZ)</b>	<b>5</b>
3t	Rashad Johnson (AZ)	5
2t	Josh Norman (Car)	4
2t	Earl Thomas (Sea)	4
2t	Luke Kuechly (Car)	4

### MATHIEU'S SEASON HIGHLIGHTS

#### NFC Player of the Month

Mathieu was named the "NFC Defensive Player of the Month" for his performance in November. He helped lead the Cardinals to an undefeated record in November (4-0) by posting 27 tackles (24 solo), two INTs and five passes defended. He became just the second player in team history to be named "Defensive Player of the Month" (Kwamie Lassiter, 2001).

#### Wreaking Havoc in the Division

In five division games last season, Mathieu registered four INTs (1 TD), 33 tackles, eight passes defended and a forced fumble.

Mathieu finished the Cardinals Week 12 victory over San Francisco with a career-high 13 tackles, an INT, two passes defended and a tackle for loss.

#### Shining in Primetime

Mathieu finished the Sunday Night Football matchup against the Eagles in Week 15 with five tackles, an INT and a pass defended. In the Cardinals five primetime wins this season Mathieu had 34 tackles, four tackles for loss, a sack, two INTs and six passes defended.

#### A Career Performance Against the Niners in Week 3

Mathieu played the best game of his NFL career against the 49ers in Week 3, finishing with five tackles, a tackle for loss and two INTs. He returned the first of his two INTs 33 yards for a TD. It marked his first career multi-INT game and the TD was Mathieu's first since 2011, when he scored four TDs (2 punt return; 2 fumble return) during his sophomore season at LSU. Mathieu was named NFC Defensive Player of the Week for his effort against the Niners.

## MATHIEU STAYING IN THE NEST

On August 2nd, less than a week after reporting to training camp, the Cardinals announced that the team had agreed to terms with All-Pro S **Tyrann Mathieu** on an extension that keeps him under contract with the team through 2021.



The Cardinals third-round pick (69th overall) in the 2013 NFL Draft out of LSU, Mathieu (5-9, 186) was named first-team All-Pro and selected to his first career Pro Bowl last season after tying for the team lead with five INTs (one returned for a TD), leading the Cardinals with 16 passes defended and adding 89 tackles, 11 tackles for loss, a sack and a forced fumble in 14 games. The 24-year-old Mathieu is the only NFL player with 30+ passes defended, 15+ tackles for loss and 10+ quarterback hits since 2013.

"I've been fortunate to come to an organization that really put their arms around me, believed in me, when a lot of people didn't," Mathieu said at the press conference announcing the extension. "Even after my two knee injuries, to still have that kind of support and encouragement. Every day I wake up, it's the reason why I wake up every day, to try to come to work and be the best teammate, because I know that somebody in this organization believes in me. It's inspiring for me, it's encouraging for me, and I plan on doing the same things I've been doing."



## A VERSATILE DEFENDER

When the Cardinals selected **Deone Bucannon** in the first round (27th overall) of the 2014 NFL Draft, he became just the second safety ever selected by the team in the first round - and first since 1978.

As a rookie in 2014, Bucannon was named the PFWA's All-Rookie team at safety after recording 75 tackles, 2.0 sacks, a forced fumble and a fumble recovery. What made Bucannon so unique during his inaugural season was his ability to play inside the box as a dollar linebacker.

Bucannon flourished in that role again last season as the team utilized a player with a rare combination of size and speed.

In his second NFL season, Bucannon led the team with 127 total tackles. Bucannon also tied for the team lead with 17 tackles for loss, while adding three forced fumbles, two fumble recoveries, three sacks and an INT he returned 39 yards for a TD. Bucannon led or tied for the team lead in tackles in eight of 16 games last season and he had at least seven tackles in 12 of 16 games.

According to Stats, Inc., Bucannon and Carolina first-team All-Pro LB Thomas Davis were the only players in the NFL last season with 100+ tackles, 3.0+ sacks, an INT, and at least three forced fumbles.

In Week 15 at Philadelphia, Bucannon earned NFC Defensive Player of the Week honors after recording the first INT of his career against the Eagles, returning it 39 yards for his first career TD. Bucannon's TD was his first since scoring as a WR during his senior season at Vanden (Fairfield, CA) High School.

In his first two seasons, Bucannon has appeared in all 32 games (25 starts) and registered 202 tackles, 5.0 sacks, 21 tackles for loss, and INT (TD), six passes defended, four forced fumbles and three fumble recoveries.



## CALAIS CONTINUES CLIMB IN '16

The Cardinals second-round selection (50th overall) in the 2008 NFL Draft out of the University of Miami (FL), DT **Calais Campbell** is a two-time Pro Bowl selection, having been voted to his second-straight all-star appearance in 2015.

Arizona's longest tenured defensive player (only All-Pro WR Larry Fitzgerald has spent more seasons with the team), Campbell appeared in 122 games during his first eight NFL seasons.

After posting 5.0 sacks in '15, Campbell now has 48.5 sacks for his career, putting him in fourth place on the franchise all-time sacks list.

Campbell enters the 2016 season on the verge of moving a few spots up the list. He needs 2.5 sacks to pass former DE Curtis Greer (50.5) for third place and 5.5 sacks to pass former DE Simeon Rice (53.5) for second place on the Cards all-time sacks list.

### Franchise Career Leaders—Sacks

Rnk	Sacks	Player, Years
1	66.0	Freddie Joe Nunn, DE, 1985-93
2	53.5	Simeon Rice, DE, 1996-2000
3	50.5	Curtis Greer, DE, 1980-88
4	48.5	Calais Campbell, DT, 2008-
5	47.5	Ken Harvey, LB, 1988-93

### Campbell Earns Second Pro Bowl Selection in 2015


In addition to being named to the Pro Bowl for the first time in his career in 2014, Campbell also earned second-team All-Pro honors from the Associated Press. Campbell was named to the Pro Bowl again in 2015, becoming just the fifth D-lineman in team history to make multiple Pro Bowl appearances.

### Defending The Pass

Dating back to 2011, Campbell has registered 28 passes defended. Among all NFL defensive linemen, only Houston's J.J. Watt has more in that span. Campbell is one of just nine NFL defensive linemen with at least 20 passes defended over the past five seasons.

### NFL Leaders—Passes Defended, D-Line (2011-15)

Rnk	PD	Player, Team
1	45	J.J. Watt (Houston)
2t	28	Calais Campbell (Arizona)
2t	28	Jason Pierre-Paul (NY Giants)
4	24	Cameron Jordan (New Orleans)
5t	21	Cliff Avril (Seattle)
5t	21	Haloti Ngata (Detroit)
5t	21	Muhammad Wilkerson (NY Jets)
8	20	Jared Allen (Retired)
9	20	Julius Peppers (Green Bay)



## TRADING FOR A SACK LEADER

When the Cardinals completed a trade with the Patriots to acquire Pro Bowl LB **Chandler Jones** in March, they acquired one of the NFL's premier pass rushers. Since entering the NFL in 2012, Jones has collected 36.0 sacks, 10 forced fumbles and 217 tackles in his four seasons.

He joins Houston's J.J. Watt and Washington's Ryan Kerrigan as the only three players in the NFL with 200+ tackles, 36+ sacks and 10+ forced fumbles since 2012.

Jones is one of just 10 players in the NFL with at least 30.0 sacks over the last three seasons (2013-15).

### NFL Leaders – Sacks (2013-15)

Rnk	Player (Team)	Sacks
1	J.J. Watt (Hou)	48.5
2	Justin Houston (KC)	40.5
3	Robert Quinn (LA)	34.5
4t	Elvis Dumervil (Bal)	32.5
4t	Mario Williams (Buf/Mia)	32.5
6	Ryan Kerrigan (Was)	31.5
7t	Chandler Jones (NE/AZ)	30.0
7t	Von Miller (Den)	30.0
7t	Cameron Jordan (NO)	30.0
7t	Ezekiel Ansah (Det)	30.0

With a career-high 12.5 sacks in 2015 along with 11.5 in 2013, Jones became one of just four Patriots players with multiple double-digit sack seasons. His 36.0 sacks rank second only to Hall of Famer Andre Tippett (43.5) for most sacks by a Patriots player in his first four seasons.

Jones has 10 career multi-sack games, setting a career high with 3.0 sacks at Buffalo in Week 2 of the 2015 season.

### Jones Multi-Sack Games

Sacks	Opponent	Date
3.0	at Buffalo	9/20/15
2.5	at Indianapolis	10/18/15
2.0	Tennessee	12/20/15
2.0	Miami	10/29/15
2.0	at Minnesota	9/14/14
2.0	Pittsburgh	11/3/13
2.0	at NY Jets	10/20/13
2.0	NY Jets	9/12/13
2.0	at Seattle	10/14/12
1.5	Miami	12/14/14

## MARKUS WAS GOLDEN IN 2015

The Cardinals second round pick (58th overall) in the 2015 NFL Draft, LB **Markus Golden** was one of Arizona's breakout rookies last season.

In Week 15 against the Eagles, he had four tackles, a sack, a forced fumble and two QB hits. He recorded a sack and forced his second career fumble when he took down QB Sam Bradford in the third quarter.

He had a career game in Week 16 vs. Green Bay, tying a season-high with six tackles, and adding two tackles for loss and a half-sack. For the year (he missed the finale vs. Sea), Golden totaled 37 tackles, 4.0 sacks, five tackles for loss, two forced fumbles, a team-high 16 QB pressures and 14 QB hits.



## MINTER HITS THE 100 MARK

The Cardinals second-round selection (45th overall) in the 2013 NFL Draft out of LSU, LB **Kevin Minter** had the best season of his three-year career in 2015. A college teammate of CB Patrick Peterson and S Tyrann Mathieu, Minter established career highs in virtually every category last season.

He started every game for the first time in his career and established career highs in tackles (110), tackles for loss (13), passes defended (6) and added his first career forced fumble. He also added 15 tackles, including four for a loss, in two postseason games.



## CATANZARO'S RECORD SEASON

K **Chandler Catanzaro** connected on 28 FG attempts and tied the franchise record with 53 PATs in 2015. His 137 total points ranked third in the NFL in 2015.



### NFL Leaders - Scoring (2015)

Rnk	Player (Team)	Pts (Scores)
1	Stephen Gostkowski (NE)	151 (33 FG, 52 PAT)
2	Graham Gano (Car)	146 (30 FG, 56 PAT)
3	<b>Chandler Catanzaro (AZ)</b>	<b>137 (28 FG, 53 PAT)</b>
4	Blair Walsh (Min)	135 (34 FG, 33 PAT)
5	Josh Brown (NYG)	134 (30 FG, 44 PAT)

Catanzaro's 137 points in 2015 represent the second-highest single-season total in franchise history. Only Neil Rackers (140 in 2005) scored more points in a season.

### Franchise Record – Total Points (Season)

Rnk	Player (Year)	Pts
1	Neil Rackers (2005)	140
2	<b>Chandler Catanzaro (2015)</b>	<b>137</b>
3	Jay Feely (2013)	127
4	Neil Rackers (2008)	119
5t	Neil O'Donoghue (1984)	117
5t	Jim Bakken (1967)	117

In a stretch between Games 7 and 16, Catanzaro connected on 19 consecutive FG attempts. That tied the second-longest streak in team history. His misses on either side of the streak were from 55 and 51 yards.

### Franchise Record—Consecutive FGs Made

Rnk	Player (Year)	FGs
1	Neil Rackers (Games 1-10, 2005)	31
2t	<b>Chandler Catanzaro (Games 7-15, 2015)</b>	<b>19</b>
2t	Jay Feely (Game 11 in 2011-Game 5, 2012)	19
4	Jay Feely (Games 3-13, 2010)	18
5t	Chandler Catanzaro (Games 1-9, 2014)	17
5t	Jay Feely (Games 2-10, 2013)	17

Catanzaro connected on 28 of 31 FG attempts in 2015. His .903 FG percentage ranks as the third-highest single season total in team history.

### Franchise Record – Field Goal Percentage (Season)

Rnk	Player (Year)	Pct (FG/FGA)
1	Neil Rackers (2005)	.952 (40/42)
2	Neil Rackers (2009)	.941 (16/17)
3	<b>Chandler Catanzaro (2015)</b>	<b>.903 (28/31)</b>
4t	Jay Feely (2012)	.893 (25/28)
4t	Neil Rackers (2008)	.893 (25/28)

### GAME-WINNERS FOR CATANZARO

Catanzaro hit the first game-winning FG of his NFL career against the Bengals in Week 11 last season, connecting a 32-yard FG with just six seconds remaining. Catanzaro provided another the game-winner in Week 14, making a season-long 47-yard FG with 1:23 remaining in the fourth quarter to give the Cardinals a 23-20 victory over the Vikings. He was named NFC Special Teams Player of the Week for his performance.

### RECORD-SETTING ROOKIE CAMPAIGN

Catanzaro had a record-breaking rookie year in 2014. Most notably, he connected on his first 17 FG attempts, tying Washington K Kai Forbath (17 in 2012) for the NFL record for most consecutive FGs to begin a career. That record was topped in 2015 by Browns K Travis Coons (18 straight).

Catanzaro totaled 114 points (29 FGs, 27 PATs) in '14, shattering the franchise record for points in a season by a rookie (73, Bill Gramatica, 2001).

## THE BUTLER DID IT

The 2015 season was P **Drew Butler**'s second season with the Cardinals. Butler originally joined the Cardinals in 2014, on the same day the Cardinals played their regular season opener vs. San Diego. He went on to land 34 punts inside the 20-yard line, tying Philadelphia's Donnie Jones for the most in the NFL in 2014.



### NFL Leaders – Punts Inside the 20-Yard Line (2014)

Rnk	Player (Team)	In20	Gms
1t	<b>Drew Butler (AZ)</b>	<b>34</b>	<b>15</b>
1t	Donnie Jones (Phi)	34	16
3	Johnny Hekker (StL)	33	16
4t	Dustin Colquitt (KC)	31	15
4t	Colton Schmidt (Buf)	31	15
4t	Marquette King (Oak)	31	16

Butler's signing with the Cardinals was also notable because he is the son of **Kevin Butler**, the former Cardinals (1996-97) and Bears (1985-95) kicker. The Butlers joined WR/KR **Eric Metcalf** (1998) and RB **Terry Metcalf** (1973-77) as the only known father-son combo to play for the Cardinals.

## CANADAY TO REPLACE LEACH

After 16 NFL seasons - the last seven of which came in a Cardinals uniform - LS **Mike Leach** retired in the off-season. One of the NFL's most consistent long snappers during his long career, Leach played in all 117 games (postseason included) during his time in Arizona and had appeared in 216 consecutive regular season games at the time of his retirement.



In 2016 the Cardinals long snapper goes from being one of the NFL's most tenured players to a rookie free agent. During the preseason, a pair of rookies - **Kameron Canaday** (Portland State) and **Daniel Dillon** (Campbell University) - were in competition to replace Leach. Head coach **Bruce Arians** announced prior to the preseason finale that Canaday had secured the role.

Canaday (6-4, 245) appeared in 41 games for the Vikings and was named an FCS third team All-American following his senior season. A Eugene, OR native, Canaday was the Vikings long snapper for four seasons (2012-15) and had three special teams tackles and one fumble recovery.

When the Cardinals open the regular season this week vs. New England, Canaday will become the first player other than Leach to handle the long snapping duties since Nathan Hodel in 2008.

## ONE OF THE BEST IN THE GAME

In December of 2015, CB **Justin Bethel** signed a three-year contract extension that keeps the three-time Pro Bowler in Arizona through the 2018 season.

The Cardinals sixth-round selection (177th overall) in the 2012 NFL Draft, Bethel has been named to the Pro Bowl as a special teamer each of the last three seasons. During his first three NFL seasons, Bethel registered 54 special teams tackles, a fumble recovery and three blocked FGs. He led the team with 14 special teams tackles again last season. No other player on the team had more than seven.



### Bethel's Blocked FG Attempts

#### 11/2/14 @ Dallas

With Arizona holding a 14-10 lead, Cowboys K Dan Bailey lined up for a 35-yard FG attempt with just three seconds remaining in the first half. Bethel came around the end and blocked the kick, preserving the Cards four-point lead.

#### 11/10/13 vs. Houston

Just like the attempt in Dallas, Houston was attempting a FG on the final play of the first half. With the Texans leading 17-14, Randy Bullock lined up for a 40-yard attempt with four seconds remaining in the second quarter. Bethel came off the edge to blocked the attempt, and Arizona would come back to win the game by three points (27-24).

#### 9/15/13 vs. Detroit

The Cardinals trailed the Lions 21-19 early in the fourth quarter when Bethel blocked a 47-yard FG attempt by Detroit's David Akers. Two possessions later, Arizona scored the go-ahead TD in the 25-19 win.

## ARIZONA BLOCK PARTY

Dating back to 2008, the Cardinals have blocked an NFL-high 19 FG attempts. After registering three blocked kicks in '14, Arizona registered multiple kicks in seven consecutive seasons (2008-14), including five seasons with at least three blocks in that span.

### Most Blocked FG Attempts (2008-present)

Block	Team
19	Arizona
10	Seattle
10	Chicago
9	Buffalo
8	Cleveland
8	Dallas
8	Oakland



Arizona has blocked 21 total kicks (19 FG, 2 Punts) since 2008, also an NFL-high.

### Most Blocked Kicks (FG, PAT, Punt) – 2008-present

Block	Team	Type
21	Arizona	FG (19), Punt (2)
20	Oakland	FG (8), Punt (7), PAT (5)
18	Seattle	FG (10), Punt (7), PAT
17	Chicago	FG (10), PAT (4), Punt (3)
16	Tampa Bay	Punt (8), PAT (4), FG (4)



## ALL OR NOTHING: A SEASON WITH THE ARIZONA CARDINALS

*"Has anyone ever won an Emmy and a Super Bowl in the same calendar year? Because the Cardinals have a pretty good shot, thanks to an unprecedented decision to allow NFL Films behind the scenes for their entire 2015 season. The result is a game-changing sports documentary in "All or Nothing." - Will Brinson, CBSSports.com*

In a collaboration with Amazon and NFL Films, the Cardinals are featured in a groundbreaking series, *All or Nothing*, which premiered exclusively on Amazon Video in July.

Drafting off NFL Films' huge success in the sports reality genre, *All or Nothing* offers fans a glimpse into the week-to-week drama that unfolds within the lives of players, coaches and owners of an NFL franchise during the course of the regular season. It is the first series in the history of the NFL to exclusively capture the behind-the-scenes stories – both on and off the field -- of a single team over the course of an entire season

"We take tremendous pride in the dedicated and talented people that make up our organization and welcomed this opportunity to showcase them," said **Michael Bidwill**. "This unprecedented look into what it takes to compete in the National Football League is something that we think viewers will find fascinating."

All eight, hour-long episodes of *All or Nothing: A Season with the Arizona Cardinals* are available to all Amazon Prime customers via the Amazon Video app for TVs, connected devices including Fire TV, and mobile devices or online.

The show takes viewers inside the locker room, on the sidelines, and to the homes of Cardinals players and team personnel for an extraordinary view into the NFL's regular season, one that would culminate with the NFC Championship game and ultimately become the best regular season in franchise history.

- The series picks up with the Cardinals following the season-ending injury to QB **Carson Palmer** in 2014
- It follows the team's brain trust of Bidwill, general manager **Steve Keim** and head coach **Bruce Arians** starting with the 2015 NFL Draft and continuing throughout the season
- Along the way the series chronicles the on and off-field events in the lives of Arizona players, including Pro Bowlers Palmer, WR **Larry Fitzgerald**, CB **Patrick Peterson** and S **Tyrann Mathieu**, as well as RB **David Johnson**.

"This show gives customers a front row seat to some of the most exciting, never before seen, football action," said **Michael Paull**, Vice President, Digital Video at Amazon. "There is a thrilling story behind how these athletes compete on the field, and we are very excited to work with the NFL to deliver amazing programming for our customers."

### HOW TO WATCH

*All or Nothing* this is available to all Amazon Prime customers.

FIND THE AMAZON HOME PAGE ON YOUR DEVICE: You can access the series from [Amazon.com](http://Amazon.com). If watching from a tablet or phone, download the Amazon app.

AFTER SIGNING IN, THERE ARE TWO WAYS TO FIND THE SHOW: You can search "All or Nothing" to take you to the series page. Or you can go to [amazon.com/allornothing](http://amazon.com/allornothing).

THERE ARE TWO VERSIONS OF THE SERIES TO CHOOSE FROM: You can pick the "Unrated" version, which includes the blue language uttered by Bruce Arians and others. You can pick the "Rated" TV-14 version, which edits the mature language and content. Viewers can also choose to watch with the dialogue in Spanish. All choices are available on the "All or Nothing" page on Amazon.com.

FOR MORE SPECIFIC INSTRUCTIONS FOR VARIOUS DEVICES: Visit [www.amazon.com/howtostream](http://www.amazon.com/howtostream) to see Amazon's instructions for accessing Amazon from other devices, such as Amazon Fire, game consoles and smart TVs.

INTERNATIONAL INFORMATION: The series is available now on both [amazon.co.uk](http://amazon.co.uk) and [amazon.de](http://amazon.de) in English. It is also available on [amazon.co.jp](http://amazon.co.jp) in Japanese and German.

### REACTION TO CARDINALS AND ALL-OR-NOTHING SERIES

*"The entire series reaches its hilt with Fitzgerald's catch-and-run, but most of my favorite parts of All or Nothing happen in those quiet moments when the players get together. These take place everywhere — from the practice field to the locker room to various meetings — and are tiny pieces of football nerdery that fans rarely get to see." - Robert Mays, TheRinger.com*

*"After watching the new All or Nothing series from the Arizona Cardinals, NFL Films, and Amazon.com, one word best describes the most appropriate reaction: More. All or Nothing cements the Cardinals as a team that will attract a lot attention far beyond its home market." - Mike Florio, ProFootballTalk.com*

*"It has long been established that NFL Films is one of the best things the league has going for it. Along those lines, "Hard Knocks," the now-annual behind-the-scenes look at one team's training camp and preseason has become an incredibly popular franchise. But now NFL Films has taken things one step further, giving viewers an all-access pass for an entire season. The franchise to agree to such a thing? The Arizona Cardinals. Whether you're a fan of the Cardinals or not, if you love "Hard Knocks," "All or Nothing" is even better." - Shalise Manza Young, Yahoo!Sports.com*

*"All or Nothing" is "Hard Knocks" on steroids. Covers every game like a movie. I was blown away. - Peter Schragger, @PSchraggs*

*Would've loved to have played for this man @BruceArians. #NoRiskIt #NoBiscuit - Dwayne "The Rock" Johnson, @TheRock*

*This new Amazon show is really great. Highly recommend it. No doubt the future of Sports TV. - Ariel Helwani, @arielhelwani*


*I'm three episodes into Amazon's "All of Nothing" series on the @AZCardinals & it is absolutely superb. Can't recommend it enough. - Jimmy Traina, @JimmyTraina*

*Mannnnn, I can't wait for you guys to see #AllOrNothing. Incredible story and even better storytelling. - Rand Getlin, @Rand\_Getlin*

*It's great in the summer to disconnect & take a break from football ... or watch @NFLFilms' #AllorNothing. So good. - Ian Rapoport, @RapSheet*

*Just finished All Or Nothing. Fantastic job, NFL Films. Steve and Ed would be proud. - Paul Domowitch, @pdomo*

*About to hit @amazon - a series about @AZCardinals 2015 March to the NFC Champ gm - it's fantastic. Fans get to see way behind the curtain!!! - Joe Buck, @Buck*





## ARIZONA CARDINALS 2016 TRANSACTIONS

<b>Tue., Sept. 6</b>	Signed QB Zac Dysert and QB Aaron Murray to the practice squad
<b>Sun., Sept. 4</b>	Re-signed WR Chris Hubert, WR Brittan Golden, CB Harlan Miller, TE Ifeanyi Momah, RB Elijah Penny, T Givens Price, LB Shaq Riddick and TE Hakeem Valles to the practice squad
<b>Sat., Sept. 3</b>	Released 22 players: QB Matt Barkley, C Taylor Boggs, CB Cariel Brooks, DT Red Bryant, WR Marquis Bundy, LB Donald Butler, S Chris Clemons, T Rob Crisp, S Matthias Farley, WR Brittan Golden, CB Trevon Hartfield, WR Chris Hubert, G Antoine McClain, CB Harlan Miller, TE Ifeanyi Momah, RB Elijah Penny, T Givens Price, LB Shaq Riddick, WR Jaxon Shipley, TE Hakeem Valles, RB Kerwynn Williams, CB Ronald Zamort. Waived/injured LB Tristan Okpalaugo (knee).
<b>Fri., Sept. 2</b>	Agreed to a trade with Kansas City to acquire CB Marcus Cooper for an undisclosed conditional draft pick in the 2018 NFL Draft
<b>Tue., Aug. 30</b>	Placed CB Elie Bouka (leg) on injured reserve and reached an injury settlement with CB Alan Ball (quad)
<b>Mon., Aug. 29</b>	Released G Jake Bernstein, WR Amir Carlisle, TE Gerald Christian, T Clay DeBord, LS Daniel Dillon, DT Iosia Iosia, CB Asa Jackson, WR Franky Okafor, CB Shaun Prater, P Garrett Swanson, S Tyrequek Zimmerman. Placed CB Mike Jenkins (knee) on injured reserve and waived/injured QB Jake Coker (knee)
<b>Tue., Aug. 16</b>	Activated CB Justin Bethel (foot), S Tyrann Mathieu (knee), and DT Frostee Rucker (foot) from the PUP list
<b>Mon., Aug. 15</b>	Re-signed S Tyrequek Zimmerman and waived/injured S Durell Eskridge (arm)
<b>Sun., Aug. 14</b>	Signed DT Iosia Iosia and reached an injury settlement with LB Zack Wagenmann
<b>Fri., Aug. 5</b>	Signed WR Larry Fitzgerald to contract extension through 2017 season and QB Carson Palmer to contract extension through 2018 season
<b>Thu., Aug. 4</b>	Signed CB Alan Ball and released S Tyrequek Zimmerman
<b>Tue., Aug. 2</b>	Agreed to terms with S Tyrann Mathieu on a contract extension through the 2021 season
<b>Sat., July 30</b>	Signed WR Franky Okafor and released WR Rico Richardson
<b>Wed., July 27</b>	Signed LB Donald Butler and released LB Quayshawn Nealy
<b>Tue., July 26</b>	Placed CB Justin Bethel (foot), S Tyrann Mathieu (knee), DT Frostee Rucker (foot) and LB Zack Wagenmann (foot) on the Active/PUP list
<b>Tue., July 19</b>	Signed CB Mike Jenkins and released CB Carrington Byndom
<b>Tue., June 7</b>	Signed WR Rico Richardson and waived WR Jeff Beathard
<b>Thu., June 2</b>	Signed G Jake Bernstein, WR Marquis Bundy, and S Tyrequek Zimmerman
<b>Wed., June 1</b>	Waived G Edawn Coughman, WR Chris King, and S Brandon Person
<b>Mon., May 9</b>	Signed CB Brandon Williams (third round), C Evan Boehm (fourth round) and CB Harlan Miller (sixth round) to four-year contracts. Signed WR Chris Hubert and RB Elijah Penny and released RB Jared Baker and LB Mike Reilly
<b>Fri., May 6</b>	Signed DT Robert Nkemdiche (first round), S Marqui Christian (fifth round) and G Cole Toner (fifth round) to four-year contracts
<b>Thu., May 5</b>	Released G John Fullington
<b>Wed., May 4</b>	Released CB Kevin White, CB Joel Wilkinson, C Valerian Ume-Ezeoke and S Tyrequek Zimmerman
<b>Mon., May 2</b>	Agreed to terms with 16 free agents: RB Jared Baker, WR Jeff Beathard, CB Eli Bouka, LS Kameron Canaday, WR Amir Carlisle, QB Jake Coker, T Clay DeBord, LS Daniel Dillon, S Matthias Farley, CB Trevon Hartfield, WR Chris King, LB Lamar Louis, T Givens Price, P Garrett Swanson, TE Hakeem Valles, CB Ronald Zamort
<b>Mon., Apr. 18</b>	Restricted free agents WR Jaron Brown, S Tony Jefferson and S D.J. Swearinger signed their one-year contracts for 2016. Released DT Cory Redding
<b>Fri., Apr. 15</b>	Released RB Marion Grice and RB Robert Hughes
<b>Mon., Apr. 11</b>	Hired Adrian Wilson as a scout
<b>Thu., Mar. 17</b>	Agreed to terms on a one-year contract with RB Chris Johnson
<b>Wed., Mar. 16</b>	Agreed to terms on a one-year contract with G Evan Mathis
<b>Tue., Mar. 15</b>	Acquired LB Chandler Jones in a trade with New England for G Jonathan Cooper and Cardinals second-round selection (61 <sup>st</sup> overall) in the 2016 NFL Draft
<b>Mon., Mar. 14</b>	Re-signed DT Red Bryant to a one-year contract and agreed to terms with TE Jermaine Gresham on a one-year contract
<b>Fri., Mar. 11</b>	Re-signed DT Josh Mauro and TE Ifeanyi Momah to one-year contracts. Both players were exclusive rights free agents
<b>Thu., Mar. 10</b>	Signed S Tyvon Branch to a two-year contract
<b>Tue., Mar. 8</b>	Agreed to terms on a two-year contract with QB Drew Stanton
<b>Thu., Mar. 3</b>	Extended one-year contract tenders to restricted free agents WR Jaron Brown, S Tony Jefferson and S D.J. Swearinger. Also offered one-year contract tenders to exclusive rights free agents DT Josh Mauro and TE Ifeanyi Momah
<b>Mon., Feb. 22</b>	Re-signed P Drew Butler
<b>Fri., Feb. 19</b>	Signed LB Tristan Okpalaugo to a one-year contract
<b>Tue., Feb. 16</b>	Re-signed S Chris Clemons to a one-year contract and signed CB Joel Wilkinson
<b>Mon., Feb. 1</b>	Re-signed TE Darren Fells to a one-year contract and signed CB Shaun Prater to a future contract for the 2016 season
<b>Thu., Jan. 28</b>	Signed CB Asa Jackson to a future contract for the 2016 season
<b>Wed., Jan. 27</b>	Signed CB Cariel Brooks to a future contract for the 2016 season

## ARIZONA CARDINALS 2016 TRANSACTIONS (CONTINUED)

- Tue., Jan. 26** Signed CB Carrington Byndom, T Rob Crisp, S Durell Eskridge, RB Marion Grice, RB Robert Hughes, G Antoine McClain, LB Quayshawn Nealy, DT Olsen Pierre, WR Jaxon Shipley, T John Wetzel, and CB Kevin White to future contracts for the 2016 season
- Thu., Jan. 7** Signed T Edawn Coughman to a future contract for the 2016 season
- Tue., Jan. 5** Signed C Taylor Boggs, LB Mike Reilly, C Valerian Ume-Ezeoke, and S Tyrequek Zimmerman to future contracts for the 2016 season



# ROSTER BY POSITION

No.	Name	Pos.	College	Ht.	Wt.	Age	NFL Exp.
<b><u>Defensive Line (9)</u></b>							
93	Calais Campbell	DT	Miami	6-8	300	30	9
95	Rodney Gunter	DT	Delaware State	6-5	305	24	2
97	Josh Mauro	DT	Stanford	6-6	282	25	3
90	Robert Nkemdiche	DT	Mississippi	6-4	296	21	R
98	Corey Peters	DT	Kentucky	6-3	305	28	7
72	Olsen Pierre	DT	Miami	6-5	293	25	1
92	Frostee Rucker	DT	USC	6-3	280	32	11
91	Ed Stinson	DT	Alabama	6-4	287	26	3
94	Xavier Williams	NT	Northern Iowa	6-2	309	24	2
<b><u>Linebackers (8)</u></b>							
59	Alani Fua	LB	BYU	6-5	234	24	2
44	Markus Golden	LB	Missouri	6-3	260	25	2
55	Chandler Jones	LB	Syracuse	6-5	265	26	5
52	Lamar Louis	LB	LSU	5-11	232	22	R
50	Gabe Martin	LB	Bowling Green	6-2	236	24	1
96	Kareem Martin	LB	North Carolina	6-6	272	24	3
51	Kevin Minter	LB	LSU	6-0	246	25	4
57	Alex Okafor	LB	Texas	6-4	261	25	4
<b><u>Cornerbacks (4)</u></b>							
28	Justin Bethel	CB	Presbyterian	6-0	200	26	5
41	Marcus Cooper	CB	Rutgers	6-2	192	26	4
21	Patrick Peterson	CB	LSU	6-1	203	26	6
26	Brandon Williams	CB	Texas A&M	6-0	200	24	R
<b><u>Safeties (6)</u></b>							
27	Tyvon Branch	S	Connecticut	6-0	210	29	9
20	Deone Bucannon	\$LB	Washington State	6-1	211	24	3
25	Marqui Christian	S	Midwestern State	5-11	196	21	R
22	Tony Jefferson	S	Oklahoma	5-11	212	24	4
32	Tyrann Mathieu	S	LSU	5-9	186	24	4
36	D.J. Swearinger	S	South Carolina	5-10	205	25	4
<b><u>Long Snapper (1)</u></b>							
86	Cameron Kanaday	LS	Portland State	6-4	245	24	R
<b><u>Punter (1)</u></b>							
2	Drew Butler	P	Georgia	6-1	217	27	4
<b><u>Kicker (1)</u></b>							
7	Chandler Catanzaro	K	Clemson	6-3	200	25	3
<b><u>Offensive Line (9)</u></b>							
70	Evan Boehm	C	Missouri	6-3	310	23	R
74	D.J. Humphries	T	Florida	6-5	307	22	2
76	Mike Iupati	G	Idaho	6-5	331	29	7
69	Evan Mathis	G	Alabama	6-5	301	34	12
53	A.Q. Shipley	C	Penn State	6-1	307	30	5
61	Cole Toner	G	Harvard	6-5	300	22	R
68	Jared Veldheer	T	Hillsdale	6-8	321	29	7
78	Earl Watford	T/G	James Madison	6-3	300	26	4
73	John Wetzell	T	Boston College	6-7	328	25	1
<b><u>Tight Ends (3)</u></b>							
85	Darren Fells	TE	UC Irvine	6-7	281	30	3
84	Jermaine Gresham	TE	Oklahoma	6-5	260	28	7
87	Troy Niklas	TE	Notre Dame	6-6	270	23	3
<b><u>Running Backs (4)</u></b>							
38	Andre Ellington	RB	Clemson	5-9	199	27	4
23	Chris Johnson	RB	East Carolina	5-11	203	30	9
31	David Johnson	RB	Northern Iowa	6-1	224	24	2
30	Stepfan Taylor	RB	Stanford	5-9	216	25	4
<b><u>Wide Receivers (5)</u></b>							
13	Jaron Brown	WR	Clemson	6-2	205	26	4
12	John Brown	WR	Pittsburg State	5-11	179	26	3
11	Larry Fitzgerald	WR	Pittsburgh	6-3	218	33	13
15	Michael Floyd	WR	Notre Dame	6-2	220	26	5
14	J.J. Nelson	WR	UAB	5-10	160	24	2
<b><u>Quarterbacks (2)</u></b>							
3	Carson Palmer	QB	USC	6-5	235	36	14
5	Drew Stanton	QB	Michigan State	6-3	243	32	10



**ARIZONA CARDINALS 2016 DEPTH CHART**  
**AS PREPARED BY TEAM'S MEDIA RELATIONS DEPARTMENT**

**OFFENSE**

WR	11 Larry Fitzgerald	13 Jaron Brown		
LT	68 Jared Veldheer	78 Earl Watford		
LG	76 Mike Iupati	78 Earl Watford		
C	53 A.Q. Shipley	<u>70 Evan Boehm</u>		
RG	69 Evan Mathis	<u>61 Cole Toner</u>		
RT	74 D.J. Humphries	73 John Wetzel		
TE	85 Darren Fells	87 Troy Niklas		
WR	15 Michael Floyd	12 John Brown	14 J.J. Nelson	
QB	3 Carson Palmer	5 Drew Stanton		
RB	31 David Johnson	23 Chris Johnson	38 Andre Ellington	30 Stepfan Taylor
TE	84 Jermaine Gresham			

**DEFENSE**

DT	93 Calais Campbell	<u>90 Robert Nkemdiche</u>	91 Ed Stinson
NT	98 Corey Peters	94 Xavier Williams	72 Olsen Pierre
DT	92 Frostee Rucker	95 Rodney Gunter	97 Josh Mauro
SAM	55 Chandler Jones	57 Alex Okafor	
\$LB	20 Deone Bucannon	50 Gabe Martin	
ILB	51 Kevin Minter	59 Alani Fua	<u>52 Lamar Louis</u>
WILL	44 Markus Golden	96 Kareem Martin	
LCB	21 Patrick Peterson	41 Marcus Cooper	
RCB	<u>26 Brandon Williams</u>	28 Justin Bethel	
SS	22 Tony Jefferson	27 Tyvon Branch	<u>25 Marqui Christian</u>
FS	32 Tyrann Mathieu	36 D.J. Swearinger	

**SPECIALISTS**

K	7 Chandler Catanzaro		
P	2 Drew Butler		
LS	<u>86 Kameron Canaday</u>		
H	2 Drew Butler		
KR	38 Andre Ellington	14 J.J. Nelson	
PR	38 Andre Ellington	14 J.J. Nelson	21 Patrick Peterson

**NOTE:** Rookies are underlined;

# 2016 ARIZONA CARDINALS – HOW THEY WERE BUILT

	DRAFT	TRADES	WAIVERS	FREE AGENTS
2004	Larry Fitzgerald (1)			
2008	Calais Campbell (2)			
2011	Patrick Peterson (1)			
2012	Michael Floyd (1) Justin Bethel (6a)			
2013	Kevin Minter (2) Tyrann Mathieu (3) Alex Okafor (4a) Earl Watford (4b) Stepfan Taylor (5) Andre Ellington (6b)	Carson Palmer (Oak)		Jaron Brown (R) Darren Fells Tony Jefferson (R) Froste Rucker Drew Stanton (Ind)
2014	Deone Bucannon (1) Troy Niklas (2) Kareem Martin (3a) John Brown (3b) Ed Stinson (5)			Drew Butler Chandler Catanzaro (R) Josh Mauro Jared Veldheer (Oak)
2015	D.J. Humphries (1) Markus Golden (2) David Johnson (3) Rodney Gunter (4) J.J. Nelson (5b)			Durell Eskridge Alani Fua (R) Jermaine Gresham Chris Johnson Mike Iupati (SF) Gabe Martin (R) Corey Peters (Atl) Olsen Pierre A.Q. Shipley D.J. Swearinger John Wetzel Xavier Williams (R)
2016	Robert Nkemdiche (1) Brandon Williams (3) Evan Boehm (4) Marqui Christian (5a) Cole Toner (5b)	Chandler Jones (NE) Marcus Cooper (KC)		Elie Bouka (R) Tyvon Branch (KC) Kameron Canaday (R) Mike Jenkins Lamar Louis (R) Evan Mathis (Den)

## ARIZONA CARDINALS NUMERIC ROSTER

No.	Name	Pos.	Ht.	Wt.	Age	NFL Exp.	College	How Acquired	2015 GP-GS-DNP-IA
2	Drew Butler	P	6-1	217	27	4	Georgia	FA-14	16-0-0-0
3	Carson Palmer	QB	6-5	235	36	14	USC	TR-13 (Oak)	16-16-0-0
5	Drew Stanton	QB	6-3	243	32	10	Michigan State	UFA-13 (Ind)	7-0-9-0
7	Chandler Catanzaro	K	6-3	200	25	3	Clemson	FA-14	16-0-0-0
11	Larry Fitzgerald	WR	6-3	218	33	13	Pittsburgh	D1-04	16-16-0-0
12	John Brown	WR	5-11	179	26	3	Pittsburg State	D3b-14	15-11-1-0
13	Jaron Brown	WR	6-2	205	26	4	Clemson	FA-13	16-0-0-0
14	J.J. Nelson	WR	5-10	160	24	2	UAB	D5b-15	12-2-0-4
15	Michael Floyd	WR	6-2	220	26	5	Notre Dame	D1-12	15-6-0-1
20	Deone Bucannon	\$LB	6-1	211	24	3	Washington State	D1-14	16-16-0-0
21	Patrick Peterson	CB	6-1	203	26	6	LSU	D1-11	16-16-0-0
22	Tony Jefferson	S	5-11	212	24	4	Oklahoma	FA-13	16-7-0-0
23	Chris Johnson	RB	5-11	203	30	9	East Carolina	FA-15	11-9-0-0
25	Marqui Christian	S	5-11	196	21	R	Midwestern State	D5a-16	N/A
26	Brandon Williams	CB	6-0	200	24	R	Texas A&M	D3-16	N/A
27	Tyvon Branch	S	6-0	210	29	9	Connecticut	UFA-16 (KC)	16-1-0-0
28	Justin Bethel	CB	6-0	200	26	5	Presbyterian	D6a-12	16-5-0-0
30	Stepfan Taylor	RB	5-9	216	25	4	Stanford	D5-13	16-0-0-0
31	David Johnson	RB	6-1	224	24	2	Northern Iowa	D3-15	16-5-0-0
32	Tyrann Mathieu	S	5-9	186	24	4	LSU	D3-13	14-14-0-0
36	D.J. Swearinger	S	5-10	205	25	4	South Carolina	FA-15	4-1-0-0
38	Andre Ellington	RB	5-9	199	27	4	Clemson	D6b-13	10-2-0-6
41	Marcus Cooper	CB	6-2	192	26	4	Rutgers	TR-16 (KC)	10-1-0-6
44	Markus Golden	LB	6-3	260	25	2	Missouri	D2-15	15-6-0-1
50	Gabe Martin	LB	6-2	236	24	1	Bowling Green	FA-15	0-0-0-0
51	Kevin Minter	LB	6-0	246	25	4	LSU	D2-13	16-16-0-0
52	Lamar Louis	LB	5-11	232	22	R	LSU	FA-16	N/A
53	A.Q. Shipley	C	6-1	307	30	5	Penn State	FA-15	12-3-4-0
55	Chandler Jones	LB	6-5	265	26	5	Syracuse	TR-16 (NE)	15-15-0-1
57	Alex Okafor	LB	6-4	261	25	4	Texas	D4a-13	13-13-0-3
59	Alani Fua	LB	6-5	234	24	2	BYU	FA-15	16-0-0-0
61	Cole Toner	G	6-5	300	22	R	Harvard	D5b-16	N/A
68	Jared Veldheer	T	6-8	321	29	7	Hillsdale	UFA-14 (Oak)	16-16-0-0
69	Evan Mathis	G	6-5	301	34	12	Alabama	UFA-16 (Den)	16-12-0-0
70	Evan Boehm	C	6-3	310	23	R	Missouri	D4-16	N/A
72	Olsen Pierre	DT	6-5	293	25	1	Miami	FA-15	0-0-0-0
73	John Wetzel	T	6-7	328	25	1	Boston College	FA-15	0-0-0-0
74	D.J. Humphries	T	6-5	307	22	2	Florida	D1-15	0-0-0-16
76	Mike Iupati	G	6-5	331	29	7	Idaho	UFA-15 (SF)	13-13-0-3
78	Earl Watford	T/G	6-3	300	26	4	James Madison	D4b-13	8-2-0-4
84	Jermaine Gresham	TE	6-5	260	28	7	Oklahoma	FA-15	15-12-0-1
85	Darren Fells	TE	6-7	281	30	3	UC Irvine	FA-13	14-12-0-2
86	Kameron Canaday	LS	6-4	245	24	R	Portland State	FA-16	N/A
87	Troy Niklas	TE	6-6	270	23	3	Notre Dame	D2-14	16-3-0-0
90	Robert Nkemdiche	DT	6-4	296	21	R	Mississippi	D1-16	N/A
91	Ed Stinson	DT	6-4	287	26	3	Alabama	D5-14	15-2-0-1
92	Frostee Rucker	DT	6-3	280	32	11	USC	FA-13	13-13-0-3
93	Calais Campbell	DT	6-8	300	30	9	Miami	D2-08	16-16-0-0
94	Xavier Williams	NT	6-2	309	24	2	Northern Iowa	FA-15	4-0-0-12
95	Rodney Gunter	DT	6-5	305	24	2	Delaware State	D4-15	16-11-0-0
96	Kareem Martin	LB	6-6	272	24	3	North Carolina	D3a-14	16-2-0-0
97	Josh Mauro	DT	6-6	282	25	3	Stanford	FA-14	14-4-0-2
98	Corey Peters	DT	6-3	305	28	7	Kentucky	UFA-15 (Atl)	0-0-0-0

### 2016 Coaching Staff

Head Coach: **Bruce Arians**

Assistants: **Tom Moore** (Asst. Head Coach/Offense), **James Bettcher** (Defensive Coordinator), **Harold Goodwin** (Offensive Coordinator), **Amos Jones** (Special Teams Coordinator), **Anthony Blevins** (Coaching Asst./Special Teams), **Brentson Buckner** (Defensive Line), **Mike Chiurco** (Defensive Asst./Asst. Defensive Backs), **Rick Christophel** (Tight Ends), **Darryl Drake** (Wide Receivers), **Larry Foote** (Inside Linebackers), **Kevin Garver** (Offensive Asst.), **Steve Heiden** (Asst. Special Teams/Asst. Tight Ends), **Roger Kingdom** (Asst. Strength & Conditioning), **Levon Kirkland** (Bill Bidwill Fellowship/OLB's), **Freddie Kitchens** (Quarterbacks), **Stump Mitchell** (Running Backs), **Buddy Morris** (Strength & Conditioning), **Tom Pratt** (Pass Rush Specialist), **Nick Rapone** (Defensive Backs),

9/6/2016





## ARIZONA CARDINALS ALPHA ROSTER

No.	Name	Pos.	Ht.	Wt.	Birth Date	NFL		Hometown
						Exp.	College	
28	Bethel, Justin	CB	6-0	200	6/17/1990	5	Presbyterian	Blythewood, SC
70	Boehm, Evan	C	6-3	310	8/19/1993	R	Missouri	Lee's Summit, MO
27	Branch, Tyvon	S	6-0	210	12/11/1986	9	Connecticut	Syracuse, NY
13	Brown, Jaron	WR	6-2	205	1/8/1990	4	Clemson	Cheraw, SC
12	Brown, John	WR	5-11	179	4/3/1990	3	Pittsburg State	Homestead, FL
20	Bucannon, Deone	\$LB	6-1	211	8/30/1992	3	Washington State	Fairfield, CA
2	Butler, Drew	P	6-1	217	5/10/1989	4	Georgia	Duluth, GA
93	Campbell, Calais	DT	6-8	300	9/1/1986	9	Miami	Aurora, CO
86	Canaday, Kameron	LS	6-4	245	8/20/1992	R	Portland State	Eugene, OR
7	Catanzaro, Chandler	K	6-3	200	2/26/1991	3	Clemson	Greenville, SC
25	Christian, Marqui	S	5-11	196	10/27/1994	R	Midwestern State	Spring, TX
41	Cooper, Marcus	CB	6-2	192	2/1/1990	4	Rutgers	Hartford, CT
38	Ellington, Andre	RB	5-9	199	2/3/1989	4	Clemson	Moncks Corner, SC
85	Fells, Darren	TE	6-7	281	4/22/1986	3	UC Irvine	Fullerton, CA
11	Fitzgerald, Larry	WR	6-3	218	8/31/1983	13	Pittsburgh	Minneapolis, MN
15	Floyd, Michael	WR	6-2	220	11/27/1989	5	Notre Dame	St. Paul, MN
59	Fua, Alani	LB	6-5	234	1/1/1992	2	BYU	San Fernando Valley, CA
44	Golden, Markus	LB	6-3	260	3/13/1991	2	Missouri	St. Louis, MO
84	Gresham, Jermaine	TE	6-5	260	6/16/1988	7	Oklahoma	Ardmore, OK
95	Gunter, Rodney	DT	6-5	305	1/19/1992	2	Delaware State	Lake Hamilton, FL
74	Humphries, D.J.	T	6-5	307	12/28/1993	2	Florida	Charlotte, NC
76	Iupati, Mike	G	6-5	331	5/12/1987	7	Idaho	Vaitogi, American Samoa
22	Jefferson, Tony	S	5-11	212	1/27/1992	4	Oklahoma	Chula Vista, CA
23	Johnson, Chris	RB	5-11	203	9/23/1985	9	East Carolina	Orlando, FL
31	Johnson, David	RB	6-1	224	12/16/1991	2	Northern Iowa	Clinton, IA
55	Jones, Chandler	LB	6-5	265	2/27/1990	5	Syracuse	Endicott, NY
52	Louis, Lamar	LB	5-11	232	10/2/1993	R	LSU	Breaux Bridge, LA
50	Martin, Gabe	LB	6-2	236	6/5/1992	1	Bowling Green	Grand Blanc, MI
96	Martin, Kareem	LB	6-6	272	2/19/1992	3	North Carolina	Roanoke Rapids, NC
32	Mathieu, Tyrann	S	5-9	186	5/13/1992	4	LSU	New Orleans, LA
69	Mathis, Evan	G	6-5	301	11/1/1981	12	Alabama	Homewood, AL
97	Mauro, Josh	DT	6-6	282	2/17/1991	3	Stanford	Hurst, TX
51	Minter, Kevin	LB	6-0	246	12/3/1990	4	LSU	Suwanee, GA
14	Nelson, J.J.	WR	5-10	160	4/24/1992	2	UAB	Midfield, AL
87	Niklas, Troy	TE	6-6	270	9/18/1992	3	Notre Dame	Fullerton, CA
90	Nkemdiche, Robert	DT	6-4	296	9/19/1994	R	Mississippi	Loganville, GA
57	Okafor, Alex	LB	6-4	261	2/8/1991	4	Texas	Pflugerville, TX
3	Palmer, Carson	QB	6-5	235	12/27/1979	14	USC	Rancho Santa Margarita, CA
98	Peters, Corey	DT	6-3	305	6/8/1988	7	Kentucky	Louisville, KY
21	Peterson, Patrick	CB	6-1	203	7/11/1990	6	LSU	Pompano Beach, FL
72	Pierre, Olsen	DT	6-5	293	8/27/1991	1	Miami	Rahway, NJ
92	Rucker, Frostee	DT	6-3	280	9/14/1983	11	USC	Tustin, CA
53	Shiple, A.Q.	C	6-1	307	5/22/1986	5	Penn State	Moon Township, PA
5	Stanton, Drew	QB	6-3	243	5/7/1984	10	Michigan State	Farmington Hills, MI
91	Stinson, Ed	DT	6-4	287	2/15/1990	3	Alabama	Homestead, FL
36	Swearinger, D.J.	S	5-10	205	9/1/1991	4	South Carolina	Greenwood, SC
30	Taylor, Stepfan	RB	5-9	216	6/9/1991	4	Stanford	Mansfield, TX
61	Toner, Cole	G	6-5	300	3/13/1994	R	Harvard	Greenwood, IN
68	Veldheer, Jared	T	6-8	321	6/14/1987	7	Hillsdale	Grand Rapids, MI
78	Watford, Earl	T/G	6-3	300	6/24/1990	4	James Madison	Philadelphia, PA
73	Wetzel, John	T	6-7	328	7/18/1991	1	Boston College	Pittsburgh, PA
26	Williams, Brandon	CB	6-0	200	9/9/1992	R	Texas A&M	Brookshire, TX
94	Williams, Xavier	NT	6-2	309	1/18/1992	2	Northern Iowa	Kansas City, MO

### Injured Reserve

No.	Name	Pos.	Ht.	Wt.	Birthdate	NFL		Injury/Date Listed
						Exp.	College	
39	Bouka, Elie	CB	6-1	205	8/15/1992	R	Calgary	Leg/August 30
37	Eskridge, Durell	S	6-3	207	12/17/1991	1	Syracuse	Arm/August 16
43	Jenkins, Mike	CB	5-10	197	3/22/1985	9	South Florida	Knee/August 29
58	Okpalauogo, Tristan	LB	6-5	258	10/10/1989	1	Fresno State	Knee/September 4

### Practice Squad

No.	Name	Pos.	Ht.	Wt.	Birthdate	NFL		Hometown
						Exp.	College	
4	Dysert, Zac	QB	6-3	223	2/8/1990	2	Miami (Ohio)	Ada, OH
10	Golden, Brittan	WR	5-11	186	7/20/1988	3	West Texas A&M	Denver City, TX
19	Hubert, Chris	WR	5-9	170	5/8/1993	R	Fayetteville State	Apex, NC
34	Miller, Harlan	CB	6-0	182	6/20/1994	R	Southeastern Louisiana	Kentwood, LA
80	Momah, Ifeanyi	TE	6-7	255	10/23/1989	2	Boston College	Greenlawn, NY
9	Murray, Aaron	QB	6-1	207	11/10/1990	3	Georgia	Tampa, FL
35	Penny, Elijah	RB	6-2	234	8/17/1993	R	Idaho	Lakewood, CA
63	Price, Givens	T	6-4	310	10/3/1994	R	Nebraska	Houston, TX
47	Riddick, Shaq	LB	6-6	260	3/12/1993	2	West Virginia	Akron, OH
89	Valles, Hakeem	TE	6-5	260	11/23/1992	R	Monmouth	Sicklerville, NJ

Arizona Cardinals / Week 17 / Through Sunday, January 03, 2016 / Regular Season

Won 13, Lost 3

Date	Result	Score	Opponent
9/13/2015	W	31-19	New Orleans Saints
9/20/2015	W	48-23	at Chicago Bears
9/27/2015	W	47-7	San Francisco 49ers
10/4/2015	L	22-24	St. Louis Rams
10/11/2015	W	42-17	at Detroit Lions
10/18/2015	L	13-25	at Pittsburgh Steelers
10/26/2015	W	26-18	Baltimore Ravens
11/1/2015	W	34-20	at Cleveland Browns
11/15/2015	W	39-32	at Seattle Seahawks
11/22/2015	W	34-31	Cincinnati Bengals
11/29/2015	W	19-13	at San Francisco 49ers
12/6/2015	W	27-3	at St. Louis Rams
12/10/2015	W	23-20	Minnesota Vikings
12/20/2015	W	40-17	at Philadelphia Eagles
12/27/2015	W	38-8	Green Bay Packers
1/3/2016	L	6-36	Seattle Seahawks

	Arizona	Opponent
<b>Total First Downs</b>	<b>373</b>	<b>284</b>
Rushing	92	79
Passing	237	177
Penalty	44	28
3rd Down: Made/Att	93/198	75/210
3rd Down Pct.	47.0%	35.7%
4th Down: Made/Att	4/9	8/17
4th Down Pct.	44.4%	47.1%
<b>Possession Avg.</b>	<b>32:04</b>	<b>27:56</b>
<b>Total Net Yards</b>	<b>6533</b>	<b>5147</b>
Avg. Per Game	408.3	321.7
Total Plays	1041	983
Avg. Per Play	6.3	5.2
<b>Net Yards Rushing</b>	<b>1917</b>	<b>1460</b>
Avg. Per Game	119.8	91.3
Total Rushes	452	374
<b>Net Yards Passing</b>	<b>4616</b>	<b>3687</b>
Avg. Per Game	288.5	230.4
Sacked/Yards Lost	27/159	36/270
Gross Yards	4775	3957
Attempts/Completions	562/353	573/343
Completion Pct.	62.8%	59.9%
Had Intercepted	13	19
<b>Punts/Average</b>	<b>61/42.2</b>	<b>78/46.9</b>
<b>Net Punting Avg.</b>	<b>35.4</b>	<b>42.4</b>
<b>Penalties/Yards</b>	<b>94/758</b>	<b>130/1202</b>
<b>Fumbles/Ball Lost</b>	<b>23/11</b>	<b>30/14</b>
<b>Touchdowns</b>	<b>58</b>	<b>34</b>
Rushing	16	9
Passing	35	24
Returns	7	1

Score By Periods		Q1	Q2	Q3	Q4	OT	Pts
Team		86	153	142	108	0	489
Opponents		61	100	62	90	0	313

Scoring	TD	Ru	Pa	Rt	PAT	FG	2Pt	Pts
C.Catanzaro	0	0	0	0	53/58	28/31	0	137
D.Johnson	13	8	4	1	0/0	0/0	0	78
L.Fitzgerald	9	0	9	0	0/0	0/0	0	54
J.Brown	7	0	7	0	0/0	0/0	0	42
M.Floyd	6	0	6	0	0/0	0/0	0	36
D.Fells	3	0	3	0	0/0	0/0	0	18
A.Ellington	3	3	0	0	0/0	0/0	0	18
C.Johnson	3	3	0	0	0/0	0/0	0	18
T.Niklas	2	0	2	0	0/0	0/0	0	12
J.Nelson	2	0	2	0	0/0	0/0	0	12
T.Mathieu	1	0	0	1	0/0	0/0	0	6
D.Bucannon	1	0	0	1	0/0	0/0	0	6
K.Williams	1	1	0	0	0/0	0/0	0	6
T.Jefferson	1	0	0	1	0/0	0/0	0	6
Ja.Brown	1	0	1	0	0/0	0/0	0	6
J.Powers	1	0	0	1	0/0	0/0	0	6
J.Gresham	1	0	1	0	0/0	0/0	0	6
J.Bethel	1	0	0	1	0/0	0/0	0	6
C.Palmer	1	1	0	0	0/0	0/0	0	6
C.Redding	1	0	0	1	0/0	0/0	0	6
F.Rucker	0	0	0	0	0/0	0/0	0	2
K.Minter	0	0	0	0	0/0	0/0	0	2
<b>Team</b>	<b>58</b>	<b>16</b>	<b>35</b>	<b>7</b>	<b>53/58</b>	<b>28/31</b>	<b>0</b>	<b>489</b>
<b>Opponents</b>	<b>34</b>	<b>9</b>	<b>24</b>	<b>1</b>	<b>27/29</b>	<b>26/27</b>	<b>2</b>	<b>313</b>

2-Pt. Conversions: Team 0/0, Opponents: 2/5

Sacks: D.Freney 8.0, C.Campbell 5.0, M.Golden 4.0, F.Rucker 3.0, D.Bucannon 3.0, T.Jefferson 2.0, A.Okafor 2.0, K.Martin 1.5, R.Gunter 1.0, T.Mathieu 1.0, L.Woodley 1.0, J.Mauro 1.0, E.Stinson 1.0, J.Powers 1.0, K.Minter 0.5 **Team: 35.0, Opponents: 27.0**

Rushing	No.	Yds	Avg	Long	TD
C.Johnson	196	814	4.2	62	3
D.Johnson	125	581	4.6	47t	8
A.Ellington	45	289	6.4	63t	3
K.Williams	27	142	5.3	35t	1
S.Taylor	17	58	3.4	16	0
C.Palmer	25	24	1.0	12	1
J.Brown	3	22	7.3	13	0
J.Nelson	1	0	0.0	0	0
D.Stanton	13	-13	-1.0	-1	0
<b>Team</b>	<b>452</b>	<b>1917</b>	<b>4.2</b>	<b>63t</b>	<b>16</b>
<b>Opponents</b>	<b>374</b>	<b>1460</b>	<b>3.9</b>	<b>52</b>	<b>9</b>

Receiving	No.	Yds	Avg	Long	TD
L.Fitzgerald	109	1215	11.1	44	9
J.Brown	65	1003	15.4	68	7
M.Floyd	52	849	16.3	60t	6
D.Johnson	36	457	12.7	55t	4
D.Fells	21	311	14.8	48	3
J.Gresham	18	223	12.4	22	1
A.Ellington	15	148	9.9	32	0
J.Nelson	11	299	27.2	64t	2
Ja.Brown	11	144	13.1	39	1
C.Johnson	6	58	9.7	40	0
T.Niklas	4	33	8.3	13	2
K.Williams	2	16	8.0	12	0
M.Iupati	1	10	10.0	10	0
B.Golden	1	5	5.0	5	0
S.Taylor	1	4	4.0	4	0
<b>Team</b>	<b>353</b>	<b>4775</b>	<b>13.5</b>	<b>68</b>	<b>35</b>
<b>Opponents</b>	<b>343</b>	<b>3957</b>	<b>11.5</b>	<b>88t</b>	<b>24</b>

Interceptions	No.	Yds	Avg	Long	TD
T.Mathieu	5	92	18.4	33t	1
R.Johnson	5	14	2.8	11	0
P.Peterson	2	41	20.5	40	0
T.Jefferson	2	26	13.0	26t	1
J.Bethel	2	21	10.5	21t	1
D.Bucannon	1	39	39.0	39t	1
C.Redding	1	30	30.0	30	0
J.Powers	1	0	0.0	0	0
<b>Team</b>	<b>19</b>	<b>263</b>	<b>13.8</b>	<b>40</b>	<b>4</b>
<b>Opponents</b>	<b>13</b>	<b>87</b>	<b>6.7</b>	<b>40</b>	<b>0</b>

Punting	No	Yds	Avg	Net	TB	In	Lg	B
D.Butler	60	2575	42.9	35.4	6	22	58	1
<b>Team</b>	<b>61</b>	<b>2575</b>	<b>42.2</b>	<b>35.4</b>	<b>6</b>	<b>22</b>	<b>58</b>	<b>1</b>
<b>Opponents</b>	<b>78</b>	<b>3658</b>	<b>46.9</b>	<b>42.4</b>	<b>3</b>	<b>31</b>	<b>79</b>	<b>0</b>

Punt Returns	Ret	FC	Yds	Avg	Long	TD
P.Peterson	32	17	260	8.1	38	0
J.Nelson	4	4	13	3.3	11	0
B.Golden	3	1	16	5.3	10	0
<b>Team</b>	<b>39</b>	<b>22</b>	<b>289</b>	<b>7.4</b>	<b>38</b>	<b>0</b>
<b>Opponents</b>	<b>25</b>	<b>19</b>	<b>295</b>	<b>11.8</b>	<b>66</b>	<b>0</b>

Kickoff Returns	No.	Yds	Avg	Long	TD
D.Johnson	22	598	27.2	108t	1
K.Williams	8	126	15.8	24	0
P.Peterson	2	46	23.0	24	0
<b>Team</b>	<b>32</b>	<b>770</b>	<b>24.1</b>	<b>108t</b>	<b>1</b>
<b>Opponents</b>	<b>49</b>	<b>1191</b>	<b>24.3</b>	<b>58</b>	<b>0</b>

Field Goals	1-19	20-29	30-39	40-49	50+
C.Catanzaro	1/1	12/12	9/9	6/7	0/2
<b>Team</b>	<b>1/1</b>	<b>12/12</b>	<b>9/9</b>	<b>6/7</b>	<b>0/2</b>
<b>Opponents</b>	<b>0/0</b>	<b>3/3</b>	<b>8/8</b>	<b>9/10</b>	<b>6/6</b>

Fumbles Lost: C.Palmer 2, L.Fitzgerald 2, C.Johnson 2, K.Williams 1, A.Ellington 1, J.O.Brown 1, J.Nelson 1, D.Johnson 1 **Total: 11**

Opponent Fumble Recoveries: J.Powers 2, C.Redding 2, D.Bucannon 2, A.Fua 1, F.Rucker 1, C.Campbell 1, R.Johnson 1, J.Bethel 1, A.Okafor 1, D.Swearingen 1, J.Mauro 1 **Total: 14**

Passing	Att	Cmp	Yds	Cmp%	Yds/Att	TD	TD%	Int	Int%	Long	Sack	Lost	Rating
C.Palmer	537	342	4671	63.7%	8.7	35	6.5%	11	2.0%	68	25/	151	104.6
D.Stanton	25	11	104	44.0%	4.2	0	0.0%	2	8.0%	21	2/	8	22.8
<b>Team</b>	<b>562</b>	<b>353</b>	<b>4775</b>	<b>62.8%</b>	<b>8.5</b>	<b>35</b>	<b>6.2%</b>	<b>13</b>	<b>2.3%</b>	<b>68</b>	<b>27/</b>	<b>159</b>	<b>101.0</b>
<b>Opponents</b>	<b>573</b>	<b>343</b>	<b>3957</b>	<b>59.9%</b>	<b>6.9</b>	<b>24</b>	<b>4.2%</b>	<b>19</b>	<b>3.3%</b>	<b>88t</b>	<b>36/</b>	<b>270</b>	<b>80.9</b>



## ARIZONA CARDINALS 2015 DEFENSIVE STATISTICS

(BASED ON COACHES FILM REVIEW)

Name	TT	UT	AT	TFL	Sacks/Yds	INT	PD	FF	FR	QB		SPECIAL TEAMS					
										PRS	HITS	TT	UT	AT	FF	FR	BP/K
Deone Bucannon	127	104	23	17	3/18	1	4	3	2	2	2	3	3	-	-	-	-
Kevin Minter	110	85	25	13	.5/7	-	6	1	-	1	5	-	-	-	-	-	-
Tyrann Mathieu	89	80	9	11	1/9	5	16	1	-	3	1	-	-	-	-	-	-
Tony Jefferson	75	56	19	4	2/12	2	5	3	-	2	1	4	3	1	-	-	-
Calais Campbell	68	51	17	17	5/44	-	2	-	1	13	15	-	-	-	-	-	-
Rashad Johnson	59	46	13	2	-	5	8	-	1	-	-	5	3	2	-	-	-
Frostee Rucker	43	25	18	9	3/26	-	-	1	1	12	12	-	-	-	-	-	-
Jeraud Powers	41	40	1	-	1/0	1	10	-	2	-	-	2	2	-	-	-	-
Alex Okafor	39	15	24	1	2/1	-	2	-	1	13	8	-	-	-	-	-	-
Markus Golden	37	19	18	5	4/45	-	-	2	-	16	14	1	1	-	-	-	-
Patrick Peterson	35	34	1	-	-	2	10	1	-	-	-	2	2	-	-	-	-
Rodney Gunter	34	17	17	5	1/10	-	-	-	-	12	2	-	-	-	-	-	-
Justin Bethel	29	28	1	-	-	2	9	-	-	-	-	14	13	1	2	1	-
Josh Mauro	22	14	8	5	1/5	-	1	2	1	10	2	1	-	1	-	-	-
Ed Stinson	20	14	6	5	1/5	-	-	-	-	4	1	-	-	-	-	-	-
LaMarr Woodley	15	10	5	4	1/7	-	1	-	-	4	2	-	-	-	-	-	-
Sean Weatherspoon	12	10	2	1	-	-	-	-	-	1	-	-	-	-	-	-	-
Cory Redding	10	4	6	1	-	1	1	-	2	1	1	-	-	-	-	-	-
Dwight Freeney	9	8	1	4	8/76	-	-	3	-	8	7	-	-	-	-	-	-
Kareem Martin	9	4	5	1	1.5/25	-	-	1	-	1	4	2	2	-	-	-	-
D.J. Swearinger	8	6	2	-	-	-	1	1	1	-	-	-	-	-	-	-	-
Red Bryant	5	5	-	1	-	-	-	-	-	-	-	-	-	-	-	-	-
Chris Clemons	4	3	1	-	-	-	-	-	-	-	-	3	3	-	-	-	-
Xavier Williams	4	2	2	-	-	-	-	-	-	1	-	-	-	-	-	-	-
Alani Fua	2	2	-	-	-	-	-	-	-	1	-	5	3	2	-	1	-
Brittan Golden	-	-	-	-	-	-	-	-	-	-	-	7	7	-	-	-	-
Stepfan Taylor	-	-	-	-	-	-	-	-	-	-	-	7	6	1	1	-	-
Chandler Catanzaro	-	-	-	-	-	-	-	-	-	-	-	6	6	-	-	-	-
Jaron Brown	-	-	-	-	-	-	-	-	-	-	-	5	5	-	-	-	-
Troy Niklas	-	-	-	-	-	-	-	-	-	-	-	4	4	-	-	-	-
Kenny Demens	-	-	-	-	-	-	-	-	-	-	-	3	2	1	-	-	-
David Johnson	-	-	-	-	-	-	-	-	-	-	-	2	2	-	-	-	-
Kerwynn Williams	-	-	-	-	-	-	-	-	-	-	-	2	1	1	-	-	-
J.J. Nelson	-	-	-	-	-	-	-	-	-	-	-	1	1	-	-	-	-
Mike Leach	-	-	-	-	-	-	-	-	-	-	-	1	-	1	-	-	-
Drew Butler	-	-	-	-	-	-	-	-	-	-	-	1	1	-	-	-	-
Cariel Brooks	-	-	-	-	-	-	-	-	-	-	-	1	1	-	-	-	-

**Miscellaneous:**

- Jeraud Powers: Seven-yard fumble return for a TD vs. Green Bay, December 27
- Cory Redding: 36-yard fumble return for a TD vs. Green Bay, December 27
- Deone Bucannon: 39-yard interception return for a TD @ Philadelphia, December 20
- Tyrann Mathieu: 33-yard interception return for a TD vs. San Francisco, September 27
- Justin Bethel: 21-yard interception return for a TD vs. San Francisco, September 27
- David Johnson: 108-yard kickoff return for a TD @ Chicago, September 20
- Tony Jefferson: 26-yard interception return for a TD @ Chicago, September 20

**Arizona Cardinals / Week 3 / Through Sunday, January 24, 2016 / Postseason**

**Won 1, Lost 1**

1/16/2016 W 26- 20 Green Bay Packers  
 1/24/2016 L 15- 49 at Carolina Panthers

	Arizona	Opponent						
<b>Total First Downs</b>	<b>41</b>	<b>39</b>						
Rushing	7	13						
Passing	30	23						
Penalty	4	3						
3rd Down: Made/Att	8/23	15/29						
3rd Down Pct.	34.8%	51.7%						
4th Down: Made/Att	3/3	1/3						
4th Down Pct.	100.0%	33.3%						
<b>Possession Avg.</b>	<b>26:51</b>	<b>33:09</b>						
<b>Total Net Yards</b>	<b>655</b>	<b>862</b>						
Avg. Per Game	327.5	431.0						
Total Plays	123	133						
Avg. Per Play	5.3	6.5						
<b>Net Yards Rushing</b>	<b>100</b>	<b>287</b>						
Avg. Per Game	50.0	143.5						
Total Rushes	35	59						
<b>Net Yards Passing</b>	<b>555</b>	<b>575</b>						
Avg. Per Game	277.5	287.5						
Sacked/Yards Lost	6/29	2/21						
Gross Yards	584	596						
Attempts/Completions	82/48	72/43						
Completion Pct.	58.5%	59.7%						
Had Intercepted	6	2						
<b>Punts/Average</b>	<b>7/48.9</b>	<b>7/37.4</b>						
<b>Net Punting Avg.</b>	<b>43.4</b>	<b>35.4</b>						
<b>Penalties/Yards</b>	<b>11/77</b>	<b>13/100</b>						
<b>Fumbles/Ball Lost</b>	<b>4/3</b>	<b>0/0</b>						
<b>Touchdowns</b>	<b>5</b>	<b>8</b>						
Rushing	1	3						
Passing	4	4						
Returns	0	1						
<b>Score By Periods</b>	<b>Q1</b>	<b>Q2</b>	<b>Q3</b>	<b>Q4</b>	<b>OT</b>	<b>Pts</b>		
Team	7	7	3	18	6	41		
Opponents	17	13	17	22	0	69		
<b>Scoring</b>	<b>TD</b>	<b>Ru</b>	<b>Pa</b>	<b>Rt</b>	<b>PAT</b>	<b>FG</b>	<b>2Pt</b>	<b>Pts</b>
M.Floyd	2	0	2	0	0/0	0/0	0	12
C.Catanzaro	0	0	0	0	3/3	2/2	0	9
D.Fells	1	0	1	0	0/0	0/0	0	6
L.Fitzgerald	1	0	1	0	0/0	0/0	0	6
D.Johnson	1	1	0	0	0/0	0/0	0	6
J.Nelson	0	0	0	0	0/0	0/0	1	2
<b>Team</b>	<b>5</b>	<b>1</b>	<b>4</b>	<b>0</b>	<b>3/3</b>	<b>2/2</b>	<b>1</b>	<b>41</b>
<b>Opponents</b>	<b>8</b>	<b>3</b>	<b>4</b>	<b>1</b>	<b>7/7</b>	<b>4/4</b>	<b>1</b>	<b>69</b>

2-Pt. Conversions: Team 1/ 1, Opponents: 1/ 1

Sacks: E.Stinson 1.0, D.Freeneey 1.0 **Team: 2.0, Opponents: 6.0**

<b>Rushing</b>	<b>No.</b>	<b>Yds</b>	<b>Avg</b>	<b>Long</b>	<b>TD</b>			
D.Johnson	30	95	3.2	23	1			
A.Ellington	4	3	0.8	5	0			
J.Brown	1	2	2.0	2	0			
J.Nelson	0	0	0	0	0			
<b>Team</b>	<b>35</b>	<b>100</b>	<b>2.9</b>	<b>23</b>	<b>1</b>			
<b>Opponents</b>	<b>59</b>	<b>287</b>	<b>4.9</b>	<b>61</b>	<b>3</b>			
<b>Receiving</b>	<b>No.</b>	<b>Yds</b>	<b>Avg</b>	<b>Long</b>	<b>TD</b>			
D.Johnson	15	111	7.4	16	0			
L.Fitzgerald	12	206	17.2	75	1			
J.Brown	7	105	15.0	21	0			
M.Floyd	6	63	10.5	15	2			
D.Fells	4	50	12.5	21t	1			
J.Nelson	3	33	11.0	15	0			
Ja.Brown	1	16	16.0	16	0			
A.Ellington	0	0	0	0	0			
<b>Team</b>	<b>48</b>	<b>584</b>	<b>12.2</b>	<b>75</b>	<b>4</b>			
<b>Opponents</b>	<b>43</b>	<b>596</b>	<b>13.9</b>	<b>86t</b>	<b>4</b>			
<b>Interceptions</b>	<b>No.</b>	<b>Yds</b>	<b>Avg</b>	<b>Long</b>	<b>TD</b>			
P.Peterson	1	72	72.0	72	0			
R.Johnson	1	1	1.0	1	0			
<b>Team</b>	<b>2</b>	<b>73</b>	<b>36.5</b>	<b>72</b>	<b>0</b>			
<b>Opponents</b>	<b>6</b>	<b>27</b>	<b>4.5</b>	<b>22t</b>	<b>1</b>			
<b>Punting</b>	<b>No</b>	<b>Yds</b>	<b>Avg</b>	<b>Net</b>	<b>TB</b>	<b>In</b>	<b>Lg</b>	<b>B</b>
D.Butler	7	342	48.9	43.4	0	3	55	0
<b>Team</b>	<b>7</b>	<b>342</b>	<b>48.9</b>	<b>43.4</b>	<b>0</b>	<b>3</b>	<b>55</b>	<b>0</b>
<b>Opponents</b>	<b>7</b>	<b>262</b>	<b>37.4</b>	<b>35.4</b>	<b>0</b>	<b>0</b>	<b>44</b>	<b>0</b>
<b>Punt Returns</b>	<b>Ret</b>	<b>FC</b>	<b>Yds</b>	<b>Avg</b>	<b>Long</b>	<b>TD</b>		
P.Peterson	3	3	14	4.7	12	0		
<b>Team</b>	<b>3</b>	<b>3</b>	<b>14</b>	<b>4.7</b>	<b>12</b>	<b>0</b>		
<b>Opponents</b>	<b>3</b>	<b>3</b>	<b>38</b>	<b>12.7</b>	<b>32</b>	<b>0</b>		
<b>Kickoff Returns</b>	<b>No.</b>	<b>Yds</b>	<b>Avg</b>	<b>Long</b>	<b>TD</b>			
J.Nelson	3	56	18.7	26	0			
B.Golden	1	26	26.0	26	0			
<b>Team</b>	<b>4</b>	<b>82</b>	<b>20.5</b>	<b>26</b>	<b>0</b>			
<b>Opponents</b>	<b>4</b>	<b>96</b>	<b>24.0</b>	<b>35</b>	<b>0</b>			
<b>Field Goals</b>	<b>1-19</b>	<b>20-29</b>	<b>30-39</b>	<b>40-49</b>	<b>50+</b>			
C.Catanzaro	0/0	1/1	1/1	0/0	0/0			
<b>Team</b>	<b>0/0</b>	<b>1/1</b>	<b>1/1</b>	<b>0/0</b>	<b>0/0</b>			
<b>Opponents</b>	<b>0/0</b>	<b>2/2</b>	<b>1/1</b>	<b>1/1</b>	<b>0/0</b>			

Fumbles Lost: C.Palmer 2, P.Peterson 1 **Total: 3**

Opponent Fumble Recoveries

<b>Passing</b>	<b>Att</b>	<b>Cmp</b>	<b>Yds</b>	<b>Cmp%</b>	<b>Yds/Att</b>	<b>TD</b>	<b>TD%</b>	<b>Int</b>	<b>Int%</b>	<b>Long</b>	<b>Sack</b>	<b>Lost</b>	<b>Rating</b>
C.Palmer	81	48	584	59.3%	7.2	4	4.9%	6	7.4%	75	6/	29	67.1
L.Fitzgerald	1	0	0	0.0%	0.0	0	0.0%	0	0.0%	0	0/	0	39.6
<b>Team</b>	<b>82</b>	<b>48</b>	<b>584</b>	<b>58.5%</b>	<b>7.1</b>	<b>4</b>	<b>4.9%</b>	<b>6</b>	<b>7.3%</b>	<b>75</b>	<b>6/</b>	<b>29</b>	<b>66.3</b>
<b>Opponents</b>	<b>72</b>	<b>43</b>	<b>596</b>	<b>59.7%</b>	<b>8.3</b>	<b>4</b>	<b>5.6%</b>	<b>2</b>	<b>2.8%</b>	<b>86t</b>	<b>2/</b>	<b>21</b>	<b>93.3</b>





## ARIZONA CARDINALS 2015 PLAYOFF DEFENSIVE STATISTICS

(BASED ON COACHES FILM REVIEW)

Name	TT	UT	AT	TFL	Sacks/Yds	INT	PD	FF	FR	QB QB		SPECIAL TEAMS						
										PRS	HITS	TT	UT	AT	FF	FR	BP/K	
Tony Jefferson	19	12	7	2	-	-	2	-	-	-	-	-	1	1	-	-	-	-
Deone Bucannon	16	12	4	1	-	-	-	-	-	-	-	-	-	-	-	-	-	-
Kevin Minter	15	10	5	4	-	-	-	-	-	-	1	-	-	-	-	-	-	-
Markus Golden	11	6	5	1	-	-	-	-	-	-	2	3	-	-	-	-	-	-
Justin Bethel	9	9	-	-	-	-	2	-	-	-	-	-	-	-	-	-	-	-
Rashad Johnson	8	5	3	-	-	1	1	-	-	-	-	-	1	1	-	-	-	-
Frostee Rucker	7	3	4	2	-	-	-	-	-	-	4	-	-	-	-	-	-	-
Rodney Gunter	6	3	3	-	-	-	-	-	-	-	4	-	-	-	-	-	-	-
Calais Campbell	6	3	3	-	-	-	1	-	-	-	1	-	-	-	-	-	-	-
Ed Stinson	6	6	-	2	1/11	-	-	-	-	-	1	1	-	-	-	-	-	-
Jeraud Powers	5	5	-	-	-	-	2	-	-	-	-	-	-	-	-	-	-	-
Kareem Martin	4	-	4	-	-	-	-	-	-	-	-	-	-	-	-	-	-	-
Patrick Peterson	3	3	-	-	-	1	1	-	-	-	-	-	-	-	-	-	-	-
Red Bryant	2	1	1	-	-	-	-	-	-	-	-	-	-	-	-	-	-	-
Josh Mauro	2	2	-	-	-	-	-	-	-	-	-	-	-	-	-	-	-	-
Dwight Freeney	1	1	-	1	1/10	-	-	-	-	-	4	1	-	-	-	-	-	-
Sean Weatherspoon	1	1	-	-	-	-	-	-	-	-	-	-	-	-	-	-	-	-
Stepfan Taylor	-	-	-	-	-	-	-	-	-	-	-	-	1	1	-	-	-	-
Chris Clemons	-	-	-	-	-	-	-	-	-	-	-	-	1	1	-	-	-	-
Alani Fua	-	-	-	-	-	-	-	-	-	-	-	-	1	1	-	-	-	-
Drew Butler	-	-	-	-	-	-	-	-	-	-	-	-	1	1	-	-	-	-
Gabe Martin	-	-	-	-	-	-	-	-	-	-	-	-	1	1	-	-	-	-
Jaron Brown	-	-	-	-	-	-	-	-	-	-	-	-	1	1	-	-	-	-



**2016**

**SUPPLEMENTAL BIOS**

# MARCUS COOPER

**COLLEGE:** Rutgers

**HOMETOWN:** Hartford, CT

**YEARS NFL/CARDINALS:** 4/1

**HOW ACQUIRED:** TR-16 (Chiefs)

**DOB:** February 1, 1990



**41 // CORNERBACK // 6-2 // 192**

## PRO CAREER:

Originally selected by the San Francisco 49ers in the seventh round (252nd overall) of the 2013 NFL Draft. Released on 8/31/13 and claimed off waivers by the Kansas City Chiefs on 9/1/13. Acquired by the Cardinals in exchange for an undisclosed conditional 2018 draft pick on 9/2/16.

**2015:** Played in 10 games (one start) and had two tackles ... made season debut vs. Den (9/17) ... started and had one solo tackle @ GB (9/28) ... inactive in Games 1 and 5-9 ... notched one solo tackle @ SD (11/22) ... saw action in the remaining six games of the season ... inactive for both play-off contests.

**2014:** Appeared in 13 games (four starts) and finished the season with 18 tackles, three passes defended and three special teams tackles ... inactive (ankle) for season opener vs. Ten (9/7) ... had five solo tackles and two passes defended @ Den (9/14) ... recorded a season-high six unassisted tackles @ Mia (9/21) ... had a tackle and a pass defended vs. NE (9/29) ... collected three solo tackles vs. Oak (12/14) ... inactive for final two games of the season.

**2013:** Played in every game and made six starts as a rookie, setting career highs with 41 tackles, three INTs and 18 passes defended ... also had a fumble recovery for a TD, one forced fumble and three special teams tackles ... set franchise record for most passes defended by a rookie and tied for second on the team with his three INTs ... made NFL debut in season opener @ Jax (9/8) and had his first career tackle ... made his first career start vs. NYG (9/29) ... recorded both his first career INT and TD in win @ Ten (10/6); recovered fumble in the end zone on a Titans punt return in the first quarter and then intercepted Ryan Fitzpatrick in the fourth quarter to help set up a Chiefs

FG ... collected an INT for the second straight week vs. Oak (10/13); also had five solo tackles and season-best four passes defended ... registered three tackles and a forced fumble @ Buf (11/3); forced fumble was recovered by Tamba Hali and returned for a TD in the fourth quarter ... posted a career-best eight solo tackles and intercepted Peyton Manning in the second quarter vs. Den (12/1) ... had four tackles in regular season finale @ SD (12/29) ... made postseason debut and had two tackles and a pass defended in Wild Card game @ Ind (1/4/14).

## COLLEGE:

Played in 43 games (three starts) at Rutgers, recording 88 tackles, one INT, two fumble recoveries and six passes defended ... appeared in 13 games (one start) as a senior and notched 42 tackles, including three for loss, one INT, a fumble recovery, three passes defended and a blocked kick ... posted 30 tackles, one fumble recovery and a pass defended in 13 games as a junior ... played in nine games (one start) in 2010, finishing the year with 16 tackles and two passes defended ... appeared in six games (one start) in 2009 after playing in two games as a true freshman in 2008 before being granted a redshirt season.

## PERSONAL:

Attended Bloomfield (CT) High School where he was ranked as the eighth-best prospect in the state ... ranked second in Connecticut state history in career receiving yards (3,014), TD catches (43) and consecutive games with a TD reception (13) ... finished as school's all-time leader in receiving yards, TDs, receptions and consecutive games with a TD ... also participated in track and field, running the 100 and competing in the long jump and high jump ... majored in Information Technology and Informatics.

## COOPER CAREER STATS

Year	Team	GP/GS	Tackles		Sacks		Interceptions						FR	FF	STT
			Solo	Asst.	Ttl	Sk	Yds	Int	Yds	Lg	TD	PD			
2013	KC	16/6	38	3	41	0.0	0	3	32	20	0	18	1	1	3
2014	KC	13/4	18	0	18	0.0	0	0	0	0	0	3	0	0	3
2015	KC	10/1	2	0	2	0.0	0	0	0	0	0	0	0	0	0
<b>Total</b>		<b>108/47</b>	<b>164</b>	<b>32</b>	<b>196</b>	<b>0.5</b>	<b>6</b>	<b>6</b>	<b>50</b>	<b>27</b>	<b>0</b>	<b>37</b>	<b>1</b>	<b>2</b>	<b>38</b>

### Single Game Highs:

**Single Game Highs: Total Tackles:** 8, vs. Denver, 12/1/13; **Solo Tackles:** : 8, vs. Denver, 12/1/13; **Sacks:** 0.5, @ Green Bay, 11/7/10; **Interceptions:** 1, three times, last vs. Denver, 12/1/13; **Fumble Recoveries:** 1, @ Tennessee, 10/6/13; **Forced Fumbles:** 1, @ Buffalo, 11/3/13; **TDs:** 1, fumble recovery in end zone @ Tennessee, 10/6/13.

## COOPER POSTSEASON STATS

Year	Team	GP/GS	Tackles		Sacks		Interceptions						FR	FF	STT
			Solo	Asst.	Ttl	Sk	Yds	Int	Yds	Lg	TD	PD			
2013	KC	1/0	1	1	2	0.0	0	0	0	0	0	1	0	0	0
2015	KC	0/0	0	0	0	0.0	0	0	0	0	0	0	0	0	0
<b>Total</b>		<b>1/0</b>	<b>1</b>	<b>1</b>	<b>2</b>	<b>0.0</b>	<b>0</b>	<b>0</b>	<b>0</b>	<b>0</b>	<b>0</b>	<b>1</b>	<b>0</b>	<b>0</b>	<b>0</b>

### Postseason Single Game Highs:

**Postseason Single Game Highs: Total Tackles:** 2, @ Indianapolis, 1/4/14; **Solo Tackles:** : 1, @ Indianapolis, 1/4/14.