

# NEW ENGLAND PATRIOTS PRESS RELEASE



SUPER BOWL CHAMPIONS  
XXXVI, XXXVIII & XXXIX



Gillette Stadium ★ One Patriot Place ★ Foxborough, MA 02035 ★ 508.384.9105 ★ Fax: 508.543.9053 ★ [www.patriots.com](http://www.patriots.com) ★ <http://media.patriots.com>

## PATRIOTS AND BRONCOS SQUARE OFF ON SUNDAY NIGHT

### MEDIA SCHEDULE

#### WEDNESDAY, SEPTEMBER 20

10:30 – 11:00 a.m. Coach Belichick Press Conf.  
(In Media Workroom)  
Open Locker Room  
11:10 – 11:55 a.m. Tom Brady Media Availability  
11:45 – 11:55 a.m. Media Availability at Practice  
Approx. 12:45 p.m. (Meet in Lot 3 at 12:35 p.m.)  
Champ Bailey Conference Call  
1:50 – 2:00 p.m. Mike Shanahan Conference Call  
2:45 – 2:55 p.m.

#### THURSDAY, SEPTEMBER 21

10:30 – 11:00 a.m. Coach Belichick Press Conf.  
(In Media Workroom)  
Open Locker Room  
Approx. 12:45 p.m. Media Availability at Practice  
(Meet in Lot 3 at 12:35 p.m.)

#### FRIDAY, SEPTEMBER 22

10:30 – 11:00 a.m. Coach Belichick Press Conf.  
(In Media Workroom)  
Approx. 11:30 a.m. Media Availability at Practice  
(Meet in Lot 3 at 11:20 a.m.)  
Approx. 1:30 p.m. Open Locker Room  
Immediately following practice

#### SATURDAY, SEPTEMBER 23

Team Walkthrough – No Media Availability

#### SUNDAY, SEPTEMBER 24

8:15 p.m. Patriots vs. Denver Broncos

#### MONDAY, SEPTEMBER 25

2:45 – 3:15 p.m. Coach Belichick Press Conf.  
(In Media Workroom)  
3:15 – 4:00 p.m. Open Locker Room

### 2006 PATRIOTS SCHEDULE

Sun., Sept. 10	Buffalo	W	19-17
Sun., Sept. 17	at N.Y. Jets	W	24-17
Sun., Sept. 24	Denver	8:15	NBC
Sun., Oct. 1	at Cincinnati	4:15	CBS
Sun., Oct. 8	Miami	1:00	CBS
	BYE WEEK		
Sun., Oct. 22	at Buffalo	1:00	CBS
Mon., Oct. 30	at Minnesota	8:30	ESPN
Sun., Nov. 5	Indianapolis	8:15	NBC
Sun., Nov. 12	N.Y. Jets	1:00*	CBS
Sun., Nov. 19	at Green Bay	1:00*	CBS
Sun., Nov. 26	Chicago	1:00*	FOX
Sun., Dec. 3	Detroit	1:00*	FOX
Sun., Dec. 10	at Miami	1:00*	CBS
Sun., Dec. 17	Houston	1:00*	CBS
Sun., Dec. 24	at Jacksonville	1:00	CBS
Sun., Dec. 31	at Tennessee	1:00*	CBS

\*-Game time subject to possible flexible scheduling adjustment

### AFC EAST STANDINGS

Teams	W	L	T	Pct.	PF	PA
NEW ENGLAND	2	0	0	1.000	43	34
Buffalo Bills	1	1	0	.500	33	25
New York Jets	1	1	0	.500	40	40
Miami Dolphins	0	2	0	.000	23	44

### NEW ENGLAND PATRIOTS (2-0) vs. DENVER BRONCOS (1-1)

Sunday, September 24, 2006 ★ Gillette Stadium (68,756) ★ 8:15 p.m. EDT

The New England Patriots, winners of two straight games to open the 2006 season, will face their toughest test so far when they play host to the Denver Broncos in Foxborough on Sunday night. The game is a rematch of the AFC Divisional Playoff game that brought an end to New England's 2005 season, and features the Patriots' first appearance on NBC's *Sunday Night Football*.

The Patriots offense has been effective in balancing a strong running game with an efficient passing attack, but will face a Denver defense that has not allowed a touchdown through two games this season. New England's defense will be tested by a perennially-strong Broncos rushing attack that enters this week's game ranked fourth in the NFL.

### HOMELAND DEFENSE

Since Gillette Stadium opened in 2002, the Patriots have been the NFL's best team at home. New England leads the NFL with a 31-6 (.838) home record in the four-plus years since their state-of-the-art facility opened, and the Patriots defense has allowed an NFL-low 15.7 points per game at home since 2002. The Patriots enter this week with 27 victories in their last 30 home games, including regular-season and playoff games. In the first four seasons that the Patriots called Gillette Stadium home, they won two Super Bowl championships, three AFC East titles and went 4-0 in home playoff games.

### SINCE GILLETTE STADIUM OPENED IN 2002...

BEST HOME RECORDS				FEWEST PPG ALLOWED AT HOME			
Team	W	L	Pct.	Team	Games	Points	PPG
New England	31	6	.838	New England	37	581	15.7
Denver	27	8	.771	Tampa Bay	35	567	16.2
Indianapolis	27	9	.750	Baltimore	34	566	16.7
Seattle	27	9	.750	Chicago	34	587	17.3

NOTE: Records include regular-season and playoff games

### PATRIOTS MEDIA WEB SITE

The Patriots' media-only Web site, located at <http://media.patriots.com>, will be updated for registered users throughout the season with all the latest media information, schedules, rosters and press releases. In addition to up-to-date information, the site's archives allow access to all of the Patriots media materials dating back to the 2002 season. The site also serves as the Patriots primary credentialing system for the 2006 season.

### BROADCAST INFORMATION

**TELEVISION:** This week's game will be broadcast by **NBC**. The game can be seen in Boston on WHDH-TV Channel 7. **Al Michaels** will handle play-by-play duties and **John Madden** will provide analysis. **Andrea Kremer** will offer updates from the sidelines.

**RADIO:** WBCN 104.1 FM is the flagship station for the Patriots Rock Radio Network. A complete listing of the network's stations can be found in this press release. Play-by-play broadcaster **Gil Santos** is in his 30th season as the voice of the Patriots and will call the action along with Patriots Hall of Famer **Gino Cappelletti** for the 23rd season.

**NATIONAL RADIO:** This week's game will be broadcast to a national audience by **Westwood One**. **Dave Sims** and **Bob Trumpy** will call the game and **Kevin Kiley** will report from the sidelines.

### MEDIA RELATIONS CONTACTS

**Stacey James** ..... Exec. Director of Media Relations ..... [staceyj@patriots.com](mailto:staceyj@patriots.com) .. 508-384-9105  
**Casey O'Connell** ... Asst. Director of Media Relations ..... [caseyo@patriots.com](mailto:caseyo@patriots.com) .. 508-384-9111  
**Michelle Murphy** .. Media Relations Coordinator ..... [michelle@patriots.com](mailto:michelle@patriots.com) .. 508-384-9119  
**Jared Puffer** ..... Media Relations Coordinator ..... [jaredp@patriots.com](mailto:jaredp@patriots.com) .. 508-384-9195  
**Jeff Cournoyer** ..... Corporate Communications Coordinator ... [jeffco@patriots.com](mailto:jeffco@patriots.com) .. 508-549-0492

Super Bowl Champions: 2001, 2003, 2004 ★ AFC Champions: 1985, 1996, 2001, 2003, 2004

Division Champions: 1963, 1978, 1986, 1996, 1997, 2001, 2003, 2004, 2005

Playoff Seasons: 1963, 1976, 1978, 1982, 1985, 1986, 1994, 1996, 1997, 1998, 2001, 2003, 2004, 2005



# PATRIOTS VS. BRONCOS

## SERIES HISTORY

The Patriots and Broncos will meet for the 12th time in the last 12 seasons and for the third time in less than a one-year span. The game is a rematch of last year's divisional playoff clash, which the Broncos won 27-13 in Denver. The Broncos will make their first trip to Foxborough since 2002, with five of the last six meetings between the teams taking place in Denver. The non-divisional foes are quite familiar with each other, with this week's game serving as the 41st overall meeting between the clubs in a series that dates back to 1960. The Patriots have played more games against the Broncos than any other team that has never been in New England's division.



The history between the teams dates back to the first days of the American Football League in 1960. The Patriots played the Broncos in the inaugural game of each franchise, a 13-10 Denver win on Sept. 9, 1960 at B.U. Field. The teams squared off twice a year in the decade prior to the AFL-NFL merger, with the Patriots taking a 10-7 advantage out of those games.

### Regular Season – Broncos 23, Patriots 15

Date	Result	Score	H/A	Stadium
09/09/60	L	10-13	H	Boston University Field
10/23/60	L	24-31	A	Bears Stadium
09/16/61	W	45-17	H	Boston University Field
12/03/61	W	28-24	A	Bears Stadium
09/21/62	W	41-16	H	Boston University Field
11/11/62	W	33-29	A	Bears Stadium
09/29/63	L	10-14	A	Bears Stadium
10/18/63	W	40-21	H	Fenway Park
10/04/64	W	39-10	A	Bears Stadium
11/20/64	W	12-7	H	Fenway Park
09/24/65	L	10-27	H	Fenway Park
12/12/65	W	28-20	A	Bears Stadium
09/18/66	W	24-10	A	Bears Stadium
11/06/66	L	10-17	H	Fenway Park
09/03/67	L	21-26	A	Bears Stadium
09/29/68	W	20-17	A	Bears Stadium
11/03/68	L	14-35	H	Fenway Park
09/14/69	L	7-35	A	Mile High Stadium
12/17/72	L	21-45	A	Mile High Stadium
11/28/76	W	38-14	H	Schaefer Stadium
11/11/79	L	10-45	A	Mile High Stadium
09/29/80	W	23-14	H	Schaefer Stadium
11/04/84	L	19-26	A	Mile High Stadium
09/28/86	L	20-27	A	Mile High Stadium
12/06/87	L	20-31	A	Mile High Stadium
12/17/88	L	10-21	A	Mile High Stadium
10/27/91	L	6-9	H	Foxboro Stadium
12/01/91	L	3-20	A	Mile High Stadium
10/08/95	L	3-37	H	Foxboro Stadium
11/17/96	L	8-34	H	Foxboro Stadium
10/06/97	L	13-34	A	Mile High Stadium
09/07/98	L	21-27	A	Mile High Stadium
10/24/99	W	24-23	H	Foxboro Stadium
10/01/00	W	28-19	A	Mile High Stadium
10/28/01	L	20-31	A	Invesco Field at Mile High
10/27/02	L	16-24	H	Gillette Stadium
11/03/03	W	30-26	A	Invesco Field at Mile High
10/16/05	L	20-28	A	Invesco Field at Mile High

### Playoffs – Broncos 2, Patriots 0

Date	Result	Score	H/A	Stadium
01/04/87	L	17-22	A	Mile High Stadium
01/14/06	L	13-27	A	Invesco Field at Mile High

## SERIES BREAKDOWN

(Including Playoffs)

Overall Record..... 15-25 (Including 0-2 in playoffs)  
 Record in New England ..... 7-8  
 Record in Denver..... 8-17 (Including 0-2 in playoffs)  
 Total Points in the Series..... Denver 953, Patriots 821  
 Bill Belichick vs. Denver..... 2-8 (2-4 with New England)  
 Mike Shanahan vs. New England..... 8-3

## TALE OF THE TAPE

2006 Regular Season	New England	Denver
Record	2-0	1-1
Divisional Standings	1st	2nd
<b>Total Yards Gained</b>	<b>677</b>	<b>577</b>
Total Offense (Rank)	338.5 (12)	288.5 (19)
Rush Offense	165.0 (3)	153.0 (4)
Pass Offense	173.5 (20)	135.5 (29)
Points Per Game	21.5 (12)	9.5 (T-27)
Touchdowns Scored	5	1
Third Down Conversion Pct.	48.1	30.8
Team Passer Rating	77.6	38.6
<b>Total Yards Allowed</b>	<b>577</b>	<b>596</b>
Total Defense (Rank)	288.5 (13)	298.0 (15)
Rush Defense	75.0 (9)	135.0 (24)
Pass Defense	213.5 (18)	163.0 (T-7)
Points Allowed/Game	17.0 (T-14)	12.0 (7)
Touchdowns Allowed	4	0
Third Down Defense (Pct.)	48.3	28.6
Field Goals Made/Attempted	2/3	4/5
Possession Avg.	31:35	29:31
Sacks Allowed/Yards Lost	4/36	4/40
Sacks Made/Yards	7/43	4/24
Interceptions For/Against	1/2	0/4
Penalties Against/Yards	7/69	4/30
Punts/Avg.	7/48.7	9/47.8
Takeaway/Giveaway Ratio	-3	-4

## PLAYOFF REMATCH

This week's game will feature a rematch of last season's AFC Divisional Playoff game. Since the 2002 season, the Patriots are 3-2 in regular season games against a playoff opponent from the previous year. The Denver game is the first of two playoff rematches for the Patriots this season, as they will also face Jacksonville on Dec. 24. The Patriots hold an all-time record of 14-10 in playoff rematches.

### Recent Playoff Game

Date	Opp	W/L	Score
01/14/06	@DEN	L	13-27
01/07/06	JAX	W	28-3
01/23/05	@PIT	W	41-27
01/16/05	IND	W	20-3
01/18/04	IND	W	24-14
01/27/02	@PIT	W	24-17
01/19/02	OAK	W	16-13

### Regular Season Rematch

Date	Opp	W/L	Score
09/24/06	DEN	?	??-??
12/24/06	@JAX	?	??-??
09/25/05	@PIT	W	23-20
11/07/05	IND	L	21-40
09/09/04	IND	W	27-24
09/09/02	PIT	W	30-14
11/17/02	@OAK	L	20-27

## PATRIOTS-BRONCOS QUICK HITS

- Despite not playing in the same division, the Patriots and Broncos will meet for the 12th time in the last 12 years. Since 1995, the teams have played in every season except 2004 and squared off twice last season.
- Prior to this week, seven of the last nine games between the teams took place in Denver.
- Denver is just one of three opponents to hold a winning record at Gillette Stadium (1-0, following a 24-16 win in 2002). The others are Green Bay (1-0) and San Diego (1-0).
- Tom Brady's eight home losses as a starter have come to eight different teams, including Denver. The Patriots have not lost at home to the same team twice with Brady at the helm.
- The Broncos are the only team the Patriots have lost to twice in the playoffs (1986 and 2005). New England's nine other playoff losses have been to nine different clubs.
- The Patriots have an all-time winning percentage of .375 against the Broncos, the lowest against any of the seven other original American Football League teams. The Patriots have a winning record against four of the seven other charter members of the AFL.



THREE-TIME SUPER BOWL CHAMPIONS





# PATRIOTS VS. BRONCOS

## PASSING PERFORMANCES

The Patriots have compiled a 1-4 record against the Denver Broncos in games that Tom Brady has started. The Broncos are one of just four teams against which Brady has a losing record. The others are Washington (0-1), Green Bay (0-1) and San Diego (1-2). Brady owns a record of .500 or better against 27 of 31 opponents. The Broncos and the Miami Dolphins are the only two teams to which the Patriots have lost as many as four times with Brady as the starter.

### Tom Brady vs. Denver (1-4)

Date	H/A	A	C	Yd	%	TD	I	Rating	W/L	Score
10/28/01	A	38	25	203	.658	2	4	57.1	L	20-31
10/27/02	H	29	15	130	.517	1	0	75.4	L	16-24
11/03/03	A	35	20	350	.571	3	1	108.0	W	30-26
10/16/05	A	46	24	299	.522	1	0	79.9	L	20-28
01/14/06*	A	36	20	341	.556	1	2	74.0	L	13-27
<b>Totals</b>		<b>184</b>	<b>104</b>	<b>1,323</b>	<b>.565</b>	<b>8</b>	<b>7</b>	<b>77.8</b>	<b>1-4</b>	

\*-Playoffs

### Tom Brady in Home Games (38-8)

(Including Playoffs)

GP	W-L*	A	C	Yd	%	TD	I	Rating
57	38-8	1,434	864	9,628	60.3	67	21	89.7

\*-W/L record only includes games started

### Jake Plummer vs. New England (2-0)

Date	A	C	Yd	%	TD	I	Rating	W/L	Score
10/31/99									(With Arizona) Inactive due to injury
11/03/03									(With Denver) Inactive due to injury
10/16/05	24	17	262	.708	2	0	134.4	W	28-20
01/14/06*	26	15	197	.577	1	1	78.5	W	27-13
<b>Totals</b>	<b>50</b>	<b>32</b>	<b>459</b>	<b>.640</b>	<b>3</b>	<b>1</b>	<b>105.3</b>	<b>2-0</b>	

\*-Playoffs

## THIS WEEK IN PATRIOTS HISTORY

### September 18 – 24

**Sept. 22, 1963—** The Patriots record a franchise-record 10 sacks for losses of 100 yards in a 20-14 road victory over the Oakland Raiders.

**Sept. 22, 1968—** Due to a scheduling conflict at Fenway Park, the nomadic Boston Patriots play the New York Jets in a "home" game at Legion Field in Birmingham, Ala. The Patriots drop a 47-31 decision before 29,192 fans.

**Sept. 23, 1970—** Ground-breaking ceremonies are held in Foxborough to inaugurate the construction of the Patriots' new stadium. Schaefer/Sullivan/Foxboro Stadium served as the team's home from 1971-2001.

**Sept. 19, 1971—** The Patriots defeat the Oakland Raiders, 20-6, in the first regular-season game played at the new Schaefer Stadium in Foxborough.

**Sept. 24, 1972—** New England mounts a dramatic comeback with two fourth-quarter touchdowns against the Atlanta Falcons at Schaefer Stadium, rallying from a 20-7 fourth-quarter deficit for a 21-20 win.

**Sept. 18, 1983—** Running back Tony Collins ran for a team-record 212 yards on 23 carries in a 23-13 win over the New York Jets at Sullivan Stadium. Collins' 212 yards stand as one of two 200-yard rushing performances in team history.

**Sept. 21, 1986—** Quarterback Tony Eason throws for 414 yards in a game against Seattle at Sullivan Stadium, setting a then-team record. The total currently ranks fifth in team history.

**Sept. 23, 1990—** The Patriots drop a 41-7 decision to the Bengals in Cincinnati, beginning a 14-game losing streak to end the 1990 season with a 1-15 record.

**Sept. 21, 1997—** The Patriots defeat the Chicago Bears at Foxboro Stadium, 31-3, to begin the 1997 season with a 4-0 record, marking just the third time in team history and the first time since 1974 that the team had started a season 4-0.

**Sept. 22, 2002—** Wide receiver Troy Brown establishes a single-game franchise record with 16 receptions in the Patriots' 41-38 overtime victory over the Kansas City Chiefs at Gillette Stadium.

## CONNECTIONS

- Patriots head coach **Bill Belichick** was an assistant special teams coach and an assistant to the defensive coordinator for the Denver Broncos in 1978. While Belichick was the head coach of the Cleveland Browns he hired **Jacob Burney** as a defensive line coach. Burney is currently the defensive line/ends coach for the Broncos.
- Patriots tight end **Daniel Graham** was raised in Denver. His father, Tom, played three seasons for the Broncos. Graham played his high school football at Thomas Jefferson High in Denver and played his college football for the University of Colorado in Boulder, Colo.
- Broncos center **Tom Nalen** was born in Foxborough, Mass., attended Foxboro High and attended Boston College.
- Patriots quarterback **Tom Brady** and Broncos linebacker **Ian Gold** were four-year teammates at the University of Michigan.
- Patriots defensive end **Richard Seymour** and Broncos cornerback **Champ Bailey** were teammates at the University of Georgia from 1997-98.
- Patriots defensive end **Richard Seymour** and Patriots tight end **Benjamin Watson** were teammates of Broncos tackle **George Foster** at the University of Georgia.
- Patriots wide receiver **Reche Caldwell** and Broncos defensive tackle **Gerard Warren** were teammates at the University of Florida from 1998-2000. Broncos guard/tackle **Cooper Carlisle** was also with Florida from 1998-99.
- Patriots cornerback **Asante Samuel** and Broncos wide receiver **Todd Devoe** both attended Boyd Anderson High School in Ft. Lauderdale, Fla., and were high school teammates from 1995-98.
- Broncos running back **Cedric Cobbs** was drafted by the Patriots in the fourth round (128th overall) of the 2004 NFL Draft and played in four games for the Patriots in 2004, rushing 22 times for 50 yards.
- Patriots assistant secondary coach **Joel Collier's** father, **Joe Collier**, was an assistant coach for the Broncos for 20 seasons from 1969-1988. Joel Collier served as a ballboy for the Broncos while growing up and went on to attend Northern Colorado University, where he was a three-year starter at inside linebacker.
- Patriots tight ends coach **Pete Mangurian** was an assistant coach for the Broncos for five seasons from 1988-92. He served as Denver's tight ends/H-Backs coach (1988-90) and also as the Broncos' offensive line coach (1991-92).
- Broncos defensive line/tackles coach **Andre Patterson** was a defensive assistant for the Patriots in 1997.
- Patriots special teams coach **Brad Seely** was a graduate assistant at Colorado State in 1979 and served as the Rams' offensive line coach in 1980. Seely also served on the New York Jets coaching staff in 1994 with Broncos defensive coordinator **Larry Coyer**.
- Patriots running back **Corey Dillon** ran for 278 yards on 22 carries against the Denver Broncos on Oct. 22, 2000, while playing for the Cincinnati Bengals. The 278 yards set an NFL record at the time and currently rank as the second-highest single-game rushing total in the NFL's 87-year history.
- Patriots wide receiver **Troy Brown** caught a career-high two touchdown passes at Denver on Oct. 1, 2000.
- Patriots safety **Rodney Harrison** has recorded five career interceptions in 17 career games against Denver.

## PATRIOTS VS. AFC WEST

This week's game against Denver is New England's only scheduled matchup against an AFC West club this season. Last year, the Patriots played all four AFC West teams and compiled a 1-3 record, defeating Oakland and dropping contests to Denver, San Diego and Kansas City.



THREE-TIME SUPER BOWL CHAMPIONS







# LAST WEEK: PATRIOTS 24, JETS 17

## PATRIOTS 24, JETS 17

September 17, 2006 ★ Giants Stadium (Att: 77,595)

	1	2	3	4	Final
New England Patriots	7	10	7	0	— 24
New York Jets	0	0	14	3	— 17

The Patriots improved to 2-0 on the season with their second straight divisional win, a 24-17 road victory over the New York Jets. New England's rushing attack excelled for the second straight week, totaling 147 yards as Corey Dillon and Laurence Maroney both exceeded 4.0 yards per carry and both scored touchdowns. Rookie Chad Jackson caught a touchdown pass from Tom Brady, who finished the day 15-of-29 passing for 220 yards. Troy Brown led New England's receiving corps with four catches for 51 yards. Defensive lineman Ty Warren paced the defense with 11 tackles (8 solo), while four different players recorded a sack for New England. Tedy Bruschi made his return from injury a memorable one, finishing tied for third on the team with six tackles and grabbing an interception on a tipped ball to seal the win in the final minute of the game.

New England used its effective ground game and an opportunistic passing attack to build a 24-0 lead by the third quarter. The Patriots opened the scoring with an 11-play, 82-yard drive on their second possession of the game to take a 7-0 lead on a 1-yard touchdown run by Dillon. After a Jets punt, New England marched 87 yards on 11 plays to the New York 2-yard line, but settled for a 20-yard field goal and a 10-0 lead. New England took advantage of good field position to score again before halftime, driving 50 yards on five plays to take a 17-0 lead on a 13-yard strike from Brady to Jackson with 14 seconds left in the half. New England extended its lead on the first possession of the second half, claiming a 24-0 advantage on a 1-yard scoring run by Maroney with 8:57 left in the third quarter. New York clawed back with two long touchdown plays in the third quarter – a 71-yard reception by Jericho Cotchery and a 46-yard grab by Laveranues Coles – but the Patriots were able to withstand the charge and hang on for the victory.

## SHUTTING THEM DOWN

The Patriots defense completed a streak of more than five full quarters without allowing any points, outscoring opponents 36-0 over that span. The streak was ended on Jericho Cotchery's 71-yard touchdown catch with 6:15 remaining in the third quarter and began following an 18-yard touchdown run by Buffalo's Anthony Thomas with 11:40 left in the second quarter on Sept. 10. Following that score, New England did not allow any points in 80:25 of clock time. New England outscored Buffalo 12-0 in the second half of the Buffalo game and then built a 24-0 lead over the Jets prior to Cotchery's score.

## FRANCHISE CLIMBS ABOVE .500

With their victory over the Jets, the Patriots' overall franchise record climbed above .500 for the first time since the end of the 1968 season, when the Boston Patriots' franchise record stood at 60-59-9. The Patriots dropped the 1969 season opener (35-7 at Denver on Sept. 14, 1969) and had not been above .500 again until today. Following the Jets game, the Patriots' overall team record stood at 357-356-9, including regular-season and playoff games. During Robert Kraft's first season of ownership in 1994, the Patriots' overall record bottomed out at 54 games below .500 (228-282-9). The low point was reached on Nov. 6, 1994 following a 13-6 loss to Cleveland (to a Browns team coached by Bill Belichick). Kraft has since transformed that team into a model NFL franchise that has won more Super Bowls (3), conference titles (4) and playoff games (13) than any other NFL team since 1994. The Patriots are 52 games above .500 in the Kraft era, compiling a 132-80-0 record.

## JACKSON'S NFL DEBUT

Rookie wide receiver Chad Jackson made his NFL debut against the Jets and made an impact with his first career touchdown, a 13-yard grab with 14 seconds left in the first half, giving the Patriots a 17-0 lead. Jackson also made a big play early in the game with a 29-yard reception from Tom Brady on the Patriots' second drive, making the grab along the sideline in spite of tight coverage from New York's Justin Miller. Jackson's catch moved New England into Jets territory and was a key play on New England's 82-yard drive that ended in a 7-0 Patriots lead.

## DILLON IN THE ZONE

Corey Dillon gave the Patriots a 7-0 lead on a 1-yard plunge in the first quarter. The touchdown was Dillon's 27th score in 29 regular-season games as a Patriot (25 rushing touchdowns and 2 receiving touchdowns). The touchdown was the 70th rushing touchdown of his career and his 77th overall touchdown. Dillon is the NFL leader in rushing yards among players currently on 53-man rosters, totaling 10,582 career yards.

## MARONEY IN THE ZONE

Rookie Laurence Maroney scored his first career touchdown on a 1-yard run in the third quarter to give the Patriots a 24-0 lead. Maroney had a pair of 14-yard runs against the Jets, each a big part of touchdown drives. Maroney's first 14-yard scamper brought New England to the Jets' 4-yard line in the first quarter, helping to set up Corey Dillon's 1-yard touchdown run two plays later. His second 14-yarder came in the third quarter, bringing New England to the Jets' 3-yard line and setting up his own touchdown two plays later.

## DRIVE ENDER

Richard Seymour played a key part in back-to-back third-down stops in the first half. First, he batted down a Chad Pennington pass at the line of scrimmage on third down in the first quarter, forcing a New York punt on the next play. On New York's next drive, Seymour pressured Pennington, running in on the quarterback and forcing him to throw early, resulting in an incomplete pass to Laveranues Coles on third down, forcing another punt. Seymour capped off his solid half with a 1-yard sack of Pennington late in the quarter.

## QUICK HITS

- Tom Brady's first six completions of the day were to six different receivers – three tight ends and three wide receivers.
- Linebacker Tedy Bruschi saw his first action of the season, starting New England's first defensive series of the second quarter. Bruschi missed all four preseason games and the regular-season opener with a wrist injury.
- Kevin Faulk drew a 28-yard pass interference penalty on New York's Victor Hobson in the third quarter that gave the Patriots a first down at the Jets' 12-yard line. New England capitalized on the opportunity by ending the drive with a 1-yard touchdown by Laurence Maroney, taking a 24-0 lead.

## A DAY OF FIRSTS

Against the Jets, running back Laurence Maroney scored his first career touchdown, wide receiver Chad Jackson made his first career reception and caught his first career touchdown pass, tight end David Thomas recorded his first career reception and defensive lineman Mike Wright made his first career start.

## MAGIC NUMBER 29

The Patriots had three completions of exactly 29 yards in the first quarter, to Chad Jackson, David Thomas and Daniel Graham. The 29-yard grabs for Jackson and Thomas marked the first career reception for each player. Interestingly, the Patriots' two completions that did not go for 29 yards in the first quarter added up to 29 yards (a 15-yarder by Troy Brown and a 14-yarder by Benjamin Watson).



THREE-TIME SUPER BOWL CHAMPIONS





# WEEK 1: PATRIOTS 19, BILLS 17

## PATRIOTS 19, BILLS 17

September 10, 2006 ★ Gillette Stadium (Att: 68,756)

	1	2	3	4	Final
Buffalo Bills	10	7	0	0	— 17
New England Patriots	7	0	7	5	— 19

The Patriots began the season with a tight two-point victory over a division rival in front of their 129th consecutive sellout crowd in Foxborough. New England's rushing attack paced the offensive side of the ball, totaling 183 yards on 41 carries, while Tom Brady threw two touchdown passes while completing 11-of-23 passes for 163 yards. But New England's defense was the main catalyst for the victory, pitching a second-half shutout and allowing Buffalo a total of just five net yards after coming up with a critical stop on fourth down at the Patriots' 7-yard line early in the third quarter with the Bills bidding to extend their lead to 24-7. Trailing 17-14 entering the fourth quarter, the Patriots bore down and tied the game on a 32-yard field goal by Stephen Gostkowski with 9:33 left in the contest. On Buffalo's ensuing possession, Ty Warren sacked Buffalo's JP Losman in the end zone for a safety that gave the Patriots a 19-17 lead and provided the final margin of victory.

### WHAT A RUSH

The Patriots gained 183 rushing yards on 41 carries (4.5 avg.), compiling their highest rushing yardage total since gaining 225 yards on 50 carries (4.5 avg.) at Cleveland on Dec. 5, 2004. New England totaled 136 net passing yards against Buffalo, making it the first since that 2004 game against the Browns that the Patriots have gained more rushing yards than passing yards.

### IN A RUSH TO START THE SEASON

The Patriots' 183-yard rushing performance marked New England's highest rushing total in a season opener since 1985, when the Patriots gained 208 yards on 41 carries against Green Bay (Sept. 8, 1985). The team record in a season-opening game is 241 rushing yards, against Kansas City on Sept. 18, 1977.

### SAFETY CHECK

Ty Warren sacked JP Losman in the end zone for a safety with 8:33 left in the game to give the Patriots a 19-17 lead. The safety was the first for the Patriots since Dec. 7, 2003, when Mike Vrabel and Jarvis Green combined to sack Jay Fiedler in the end zone in a 12-0 victory over Miami to clinch the AFC East title.

### CLIMBING THE CHARTS

With his 11-yard run in the first quarter, Corey Dillon passed Eddie George to move into 16th place on the NFL's all-time rushing list. Following that carry, Dillon's career rushing total stood at 10,446 yards, eclipsing George's career total of 10,441 yards. Ricky Watters is currently in 15th place on the all-time list (10,643 yards). Dillon has compiled the highest career rushing total of any running back on a 2006 opening-day active roster. Dillon is the only NFL player on an opening day roster to have recorded more than 10,000 rushing yards.

### SOLID START FOR MARONEY

Laurence Maroney gained a total of 49 yards on his first two NFL carries, starting his pro career on the right foot. The two runs provided the majority of the yardage on a 9-play, 80-yard drive that ended in a 9-yard touchdown pass from Tom Brady to Troy Brown. Maroney's first NFL carry was a 27-yard scamper that brought the Patriots to the Bills' 30-yard line, with his shifty running eluding tacklers as he bounced outside the numbers and headed downfield. He followed that up with a similar run to the opposite side of the field that was good for 22 yards. Over the course of the 2005 regular season, the Patriots had just two rushes longer than either of Maroney's first two runs of the season (a 31-yard run by Patrick Pass on Nov. 20, 2005 and a 29-yard run by Corey Dillon on Oct. 2, 2005).

## BIG BENJAMIN

Benjamin Watson grabbed a 34-yard pass from Tom Brady in the third quarter, recording the second longest reception of his regular-season career. The grab was just one yard shy of his career long, a 35-yard catch in the 2005 season opener against Oakland and was the key play on a Patriots touchdown drive that ended in a 17-yard touchdown pass from Brady to Kevin Faulk that cut the Bills lead to 17-14. Watson caught 10 passes of 20 yards or longer in 2005.

## FAULK SCORES

Kevin Faulk lined up as a wide receiver and made a diving catch on a 17-yard touchdown pass in the third quarter to cut the Bills lead to 17-14. The touchdown reception was the ninth scoring grab of Faulk's career and his first since Dec. 20, 2004, when he snared a 31-yard scoring pass at Miami. Faulk now has 21 total touchdowns in his career, including 10 rushing scores and two on kickoff returns.

## NFL DEBUTS

The following players made their NFL debuts against the Bills — K Stephen Gostkowski, DB Willie Andrews, RB Laurence Maroney, LB Pierre Woods, OT Wesley Britt, OT Ryan O'Callaghan and TE David Thomas. Additionally, DL Le Kevin Smith was active but did not play.

## TOUCHDOWN TROY

Troy Brown scored the Patriots' first touchdown of the season when he hauled in a 9-yard pass from Tom Brady with 10:47 remaining in the first quarter. The scoring grab was the 28th receiving touchdown of Brown's career and his 31st overall touchdown (including three career punts returned for a score).

## COMING UP ROSES

Rosevelt Colvin sacked JP Losman for a 9-yard loss on first down in the second quarter. The sack was New England's first of the season and the 41st of Colvin's career. Last season, Colvin led the team with 7.0 sacks. On the next play following his sack, Colvin batted down a Losman pass, bringing up a third-and-19 situation that the Bills could not convert.

## HOME OPENERS

The Patriots improved to 10-2 in their last 12 home openers, including a 5-0 record in home openers at Gillette Stadium. The last time the Patriots fell in a home opener was on Sept. 23, 2001, when they dropped a 10-3 decision to the New York Jets at Foxboro Stadium.

## BELICHICK GETS 100th WIN

Patriots Head Coach Bill Belichick recorded his 100th career regular season victory (100-77, .565). Belichick became the 31st head coach in the NFL's 87-year history to reach the 100-win mark. Belichick now holds a 64-33 (.660) record in the regular season since becoming Patriots head coach in 2000. He is already the franchise's winningest head coach in terms of victories and winning percentage.



THREE-TIME SUPER BOWL CHAMPIONS





# ROBERT KRAFT: BUILDING SUCCESS

Since Robert Kraft purchased the team in 1994, the Patriots have experienced one of the most dramatic turnarounds in the history of sports. In 12-plus seasons of ownership, Kraft has transformed one of the league's least successful clubs into what many observers view as a model NFL franchise. In the five seasons immediately preceding his purchase (1989-93), the Patriots were a moribund team, winning just 19 of 80 games (.311 pct.) and recording the worst record in the NFL over that span. When he bought the franchise on Jan. 21, 1994, Kraft announced his intention to bring a championship to New England, a tall order considering the team's previous success rate. But under Kraft's leadership, the Patriots have won six division titles, four conference crowns and three Super Bowl championships.



	Pre-Kraft 1960-93	1989-93	Kraft Era 1994-05
Overall Record	225-276-9	19-61	132-80
Winning Pct.	.450	.311	.623
Super Bowl Titles	0	0	3
Conference Titles	1	0	4
Division Titles	3	0	6
Playoff Seasons	5	0	8
Playoff Record	4-6	--	13-5
Home Playoff Games	1	0	8
Home Playoff Record	0-1	--	8-0

## A CHAMPIONSHIP TRADITION

The Patriots are the only team from North America's four major professional sports leagues to have won three titles since 2001. Additionally, the Patriots trail only the New York Yankees in having won three titles in the period since Robert Kraft purchased the team.

## MULTIPLE LEAGUE CHAMPIONSHIPS SINCE 2001

Team	League	Titles
New England Patriots.....	NFL.....	3
Los Angeles Lakers.....	NBA.....	2
San Antonio Spurs.....	NBA.....	2

## LEAGUE CHAMPIONSHIPS SINCE 1994

Team	League	Titles
New York Yankees.....	MLB.....	4
New England Patriots.....	NFL.....	3
Los Angeles Lakers.....	NBA.....	3
Chicago Bulls.....	NBA.....	3
San Antonio Spurs.....	NBA.....	3
Detroit Red Wings.....	NHL.....	3

## CHAMPIONSHIP GAME/SERIES APPEARANCES SINCE 1994

Team	League	Appearances
New York Yankees.....	MLB.....	6
New England Patriots.....	NFL.....	4
Los Angeles Lakers.....	NBA.....	4
Detroit Red Wings.....	NHL.....	4

## SELLOUT STREAK

In the early 1990s, the Patriots franchise appeared destined for relocation until Robert Kraft's purchase of the team rejuvenated local interest. In 1991, the team's season ticket base consisted of just 17,635 fans, barely enough to support the club. Fifteen years later, the season-ticket base stands at a capped total of 61,759 and more than 50,000 fans are on a waiting list. The Patriots have sold out 129 consecutive home games (dating back to the 1994 regular-season opener) including regular-season, preseason and playoff games. Patriots fans in New England have never been faced with a TV blackout under Kraft's ownership.

## SUCCESS STORY

Since Robert Kraft purchased the team in 1994, the Patriots have been one of the NFL's elite teams. Over the first 12-plus years of Kraft's ownership, the Patriots are tied for the second highest win total among all NFL teams – a remarkable record considering the fact that the Patriots were a combined 19-61 (.311) in the four years immediately preceding the purchase. Since 2001, the Patriots have been the top team in the NFL, compiling a 70-23 record.

## SINCE ROBERT KRAFT PURCHASED THE TEAM IN 1994...

### TOTAL VICTORIES (Incl. Postseason)

Pittsburgh Steelers.....	134
New England Patriots.....	132
Green Bay Packers.....	132
Denver Broncos.....	130

### OVERALL WINNING PERCENTAGE (Incl. Postseason)

Team	W	L	T	Pct.
Pittsburgh Steelers	134	78	1	.631
Denver Broncos	130	77	0	.628
New England Patriots	132	80	0	.623
Green Bay Packers	132	80	0	.623
Minnesota Vikings	116	90	0	.563
Kansas City Chiefs	111	87	0	.561
Indianapolis Colts	116	91	0	.560
Philadelphia Eagles	115	93	1	.553
Miami Dolphins	113	92	0	.551
San Francisco 49ers	114	93	0	.551

### SUPER BOWL CHAMPIONSHIPS

New England Patriots.....	3
Denver Broncos.....	2
7 Teams.....	1

### CONFERENCE CHAMPIONSHIPS

New England Patriots.....	4
Denver Broncos.....	2
Green Bay Packers.....	2
Pittsburgh Steelers.....	2
St. Louis Rams.....	2
12 Teams.....	1

### PLAYOFF VICTORIES

New England Patriots.....	13
Pittsburgh Steelers.....	12
Green Bay Packers.....	10
Denver Broncos.....	8
Philadelphia Eagles.....	8
San Francisco 49ers.....	7

### PLAYOFF GAMES PLAYED

Pittsburgh Steelers.....	19
New England Patriots.....	18
Green Bay Packers.....	18
Philadelphia Eagles.....	15
San Francisco 49ers.....	13
Indianapolis Colts.....	13

### PLAYOFF SEASONS

Green Bay Packers.....	9
New England Patriots.....	8
Indianapolis Colts.....	8
Pittsburgh Steelers.....	8
Five Teams.....	7

### PLAYOFF WINNING PERCENTAGE

Team	W	L	Pct.
New England Patriots.....	13	5	.722
Baltimore Ravens.....	5	2	.714
Carolina Panthers.....	6	6	.667
Pittsburgh Steelers.....	12	7	.632
Denver Broncos.....	8	5	.615
St. Louis/L.A. Rams.....	6	4	.600

SINCE ROBERT KRAFT PURCHASED THE TEAM IN 1994...

SINCE ROBERT KRAFT PURCHASED THE TEAM IN 1994...



THREE-TIME SUPER BOWL CHAMPIONS







# BILL BELICHICK: THE HEAD COACH

## THE HEAD COACH

### BILL BELICHICK

**Overall Record:** 112-79 (.586)

**Regular Season:** 101-77 (.567)

**Postseason:** 11-2 (.846)

**With Patriots overall:** 75-34 (.688)

**Overall since 2001:** 70-23 (.753)

**Super Bowl Titles:** 5 (86, 90, 01, 03, 04)

**Conf. Titles:** 6 (86, 90, 96, 01, 03, 04)

**Division Titles:** 11 (75, 78, 86, 89, 90, 96, 98, 01, 03, 04, 05)



Bill Belichick is in his 32nd season as an NFL coach and is the only head coach in NFL history to win three Super Bowl titles in a four-year span. He has led the Patriots to three consecutive AFC East titles and has directed four division championships in the last five seasons. Belichick's Patriots teams own the all-time NFL records for consecutive total victories (21 from 2003-04), consecutive regular-season victories (18 from 2003-04) and consecutive playoff victories (10 from 2001-05). Belichick owns the second best postseason record in NFL history (11-2) and is the winningest NFL head coach since 2001 (70-23). From 2003-04, he directed the Patriots to back-to-back Super Bowl titles while posting consecutive 17-win campaigns. Belichick has spent more seasons in the league than any other current NFL head coach, and in that time has been a part of five Super Bowl championship teams. His overall record of 75-34 with the Patriots gives him the most victories and the best winning percentage of any head coach in franchise history.

## BELICHICK'S PATRIOTS RENAISSANCE

Any successful project requires a sound plan, and once head coach Bill Belichick implemented his design on the Patriots, his approach has given him the best record of any NFL head coach since 2001. The remarkable run includes postseason play, where Belichick and the Patriots own a 10-1 record.

### NFL COACHES' RECORDS SINCE 2001

Coach	Team	W	L	T	Pct.
Bill Belichick	NE	70	23	0	.753
Bill Cowher	PIT	63	28	1	.690
Tony Dungy	TB/IND	62	28	0	.689
Andy Reid	PHI	61	31	0	.663

NOTE: Records include playoff games, Minimum 16 games

## POSTSEASON PROWESS

Bill Belichick is the second winningest head coach in NFL playoff history, trailing only the legendary Vince Lombardi, whose name is emblazoned on the Super Bowl trophy.

### BEST POSTSEASON RECORDS IN NFL HISTORY

Head Coach	Team(s)	W	L	Pct.
Vince Lombardi	GB/WAS	9	1	.900
Bill Belichick	CLE/NE	11	2	.846
Joe Gibbs	WAS	17	6	.739

## RANKED AMONG COACHING GREATS

In a recent SportsNation Poll on ESPN.com, Bill Belichick was placed among the top five greatest coaches of all time (in any sport) by 9.4 percent of the poll's 117,000 voters. Voters were asked to select five coaches from a list of 20, and Coach Belichick finished 14th. UCLA's John Wooden (10 NCAA basketball titles) topped the poll with 44.4 percent of voters placing him in the top five. The other football coaches in the poll were Vince Lombardi (11.8 percent), Knute Rockne (11.4), Bear Bryant (10.5), Don Shula (10.3), Bill Walsh (10.0) and Joe Paterno (9.9). The only other Boston-area coach in the poll was Red Auerbach, who won nine NBA championships with the Celtics and finished with a 9.6 percent total in the poll.

## BELICHICK AT A GLANCE...

- Has won three consecutive AFC East titles (2003-05) and has coached the Patriots to four division championships in the last five seasons.
- Is the only head coach in NFL history to win three Super Bowls in a four-year span.
- Is the second winningest head coach in NFL playoff history (11-2).
- Directed New England's pro football record 21-game winning streak (2003-04) and an NFL record 10-game playoff winning streak (2001-05).
- Led the Patriots to the highest two-year victory total in NFL history (34 wins from 2003-04).

## ELITE COMPANY

Bill Belichick is one of nine NFL head coaches to win three or more championships since the league began postseason play in 1933. With the Patriots' victory in Super Bowl XXXIX, Belichick joined an exclusive club in which each of the eight other members has been enshrined in the Pro Football Hall of Fame.

### HEAD COACHES WITH THREE OR MORE NFL TITLES

(Listed alphabetically)

Head Coach	Championship Team(s)
Bill Belichick	New England Patriots
Paul Brown	Cleveland Browns
Weeb Ewbank	Baltimore Colts, New York Jets
Joe Gibbs	Washington Redskins
George Halas	Chicago Bears
Earl (Curly) Lambeau	Green Bay Packers
Vince Lombardi	Green Bay Packers
Chuck Noll	Pittsburgh Steelers
Bill Walsh	San Francisco 49ers

NOTE: NFL Playoffs first held in 1933.

## SUPER SUCCESS

Bill Belichick is one of just four head coaches to win three championships since the Super Bowl Era began following the 1966 season. Coach Belichick joins three members of the Pro Football Hall of Fame in the exclusive club. Belichick is the only coach to win three Super Bowls in the post-1993 salary cap era.

### MOST SUPER BOWL VICTORIES

Head Coach	Team	Titles	Seasons
Chuck Noll	PIT	4	1974, 1975, 1978, 1979
Bill Belichick	NE	3	2001, 2003, 2004
Joe Gibbs	WAS	3	1982, 1987, 1991
Bill Walsh	SF	3	1981, 1984, 1988

NOTE: Sorted by most recent championship. Super Bowls have determined NFL champion since 1966.

## TOPS IN TEAM HISTORY

Bill Belichick is the most successful head coach in Patriots history. He has recorded more wins (74) and a higher winning percentage (.685) than any of the franchise's 13 previous head coaches.

### WINNINGEST HEAD COACHES IN PATRIOTS HISTORY

Coach	Years	Career Winning Pct.	Overall W-L-T	Playoff W-L
Bill Belichick	2000-05	.688	75-34-0	10-1
Raymond Berry	1984-89	.554	51-41-0	3-2
Pete Carroll	1997-99	.549	28-23-0	1-2
Chuck Fairbanks	1973-78	.529	46-41-0	0-2

## MEDIA GUIDE CORRECTION:

In Bill Belichick's bio in the 2006 media guide, there is a line that reads: "Coach Belichick is the only NFL head coach to win nine or more games in each of the last five seasons." To clarify, that note is team specific and should have read "Coach Belichick is the only NFL head coach to win nine or more games in each of the last five seasons with the same team."



THREE-TIME SUPER BOWL CHAMPIONS





# TEAM NEWS & NOTES

## PLAYOFF PERFORMERS

The Patriots are the only team in the NFL to have won at least one playoff game in each of the last three seasons. New England has won three straight AFC East titles, tying the Indianapolis Colts (AFC South) for the NFL's longest streak of consecutive division titles. The Patriots' streaks of three straight division titles and three straight seasons with playoff victories have both set franchise records. New England's three straight playoff berths constitute the second longest such streak in the NFL and mark the second time in team history that the team has gone to the playoffs in three straight seasons (also 1996-98).

## CONSEC. SEASONS W/ PLAYOFF WIN

New England Patriots .....	3
Pittsburgh Steelers .....	2
Denver Broncos .....	1
Washington Redskins .....	1
Carolina Panthers .....	1
Seattle Seahawks .....	1

## CONSECUTIVE DIVISION TITLES

New England Patriots .....	3
Indianapolis Colts .....	3
Seattle Seahawks .....	2
Five Teams .....	1

## SUSTAINING SUCCESS

The Patriots finished the 2005 regular season with a 10-6 record and are the only team in the NFL to have recorded nine or more wins in each of the last five seasons. The Patriots have won four AFC East titles in the last five seasons and in 2005 qualified for the playoffs for the third consecutive year, setting a franchise record with a third consecutive division title.

## MOST SEASONS OF 9+ WINS SINCE 2001

New England .....	5	Miami .....	4
Denver .....	4	Philadelphia .....	4
Green Bay .....	4	Pittsburgh .....	4
Indianapolis .....	4	Seattle .....	4

## BOUNCING BACK

The Patriots have not lost back-to-back games since December, 2002. Their streak of 51 consecutive regular season games without back-to-back losses is the longest current streak in the NFL and the longest such mark in franchise history. The post-merger NFL record for consecutive games without two straight losses is 60, set by the San Francisco 49ers from 1995-99. The last time the Patriots had a losing streak was when they dropped a game at Tennessee (24-7, 12/16/02), and followed that with a home loss to the N.Y. Jets (30-17, 12/22/02).

## LONGEST ACTIVE STREAKS W/O BACK-TO-BACK LOSSES

Team	Games	Last Consec. Losses
New England Patriots .....	51 .....	Dec. 2002
Denver Broncos .....	22 .....	Nov./Dec. 2004
Jacksonville Jaguars .....	22 .....	Nov./Dec. 2004
Seattle Seahawks .....	22 .....	Nov./Dec. 2004
New York Giants .....	19 .....	Dec. 2004
Chicago Bears .....	13 .....	Sept./Oct. 2005

## CAPTAINS ELECTED

The Patriots players elected team captains in the week leading up to the season-opening game against Buffalo. For the second straight season, the team elected the following seven players as captains: QB Tom Brady, WR Troy Brown, LB Tedy Bruschi, S Rodney Harrison, SpT Larry Izzo, DL Richard Seymour and LB Mike Vrabel.

## THREE'S COMPANY

This week, the Patriots will aim to start the season with a 3-0 record for just the seventh time in the club's 47-season history. New England has begun the season with three straight wins twice in the last four years (2002 and 2004) and has achieved the feat four times since Robert Kraft purchased the team in 1994. The Patriots are 6-1 in their third game of the season when starting the year with a 2-0 record. Last season, four NFL teams began the season with a 3-0 record and all qualified for the playoffs. In the last three seasons, 16 teams started their campaign with a 3-0 record and all but two qualified for the playoffs, with 10 of the 16 teams claiming division titles.

## SNAPSHOTS OF SUCCESS

The Patriots are in the midst of one of the most prosperous periods for any team in NFL history. The recent run of success began with a 29-26 overtime victory against the San Diego Chargers on Oct. 14, 2001, sparking a streak of 69 wins in the Patriots' last 89 games, including the playoffs.

## PATRIOTS SUCCESS STREAKS (Including Postseason)

- 9 wins in last 12 games, dating to Nov. 13, 2005 (9-3, .750)
- 24 wins in last 32 games, dating to Nov. 7, 2004 (24-8, .750)
- 45 wins in last 54 games, dating to Oct. 5, 2003 (45-9, .833)
- 53 wins in last 67 games, dating to Nov. 3, 2002 (53-14, .791)
- 65 wins in last 83 games, dating to Nov. 25, 2001 (65-18, .783)
- 69 wins in last 89 games, dating to Oct. 14, 2001 (69-20, .775)

## O.T. IS THE PLACE TO BE

The Patriots have won eight consecutive overtime games and own the longest overtime winning streak in NFL history, including playoff games. The streak includes New England's 16-13 "Snow Bowl" win over Oakland in the 2001 Divisional Playoffs (01/19/02).

## MOST CONSECUTIVE OVERTIME VICTORIES

Wins	Team	Dates
8*	New England .....	2000-present
7 .....	Denver .....	1978-1985
6 .....	Washington .....	1976-1987
6 .....	Pittsburgh .....	1994-1997
5 .....	Many Times	

\*Includes one playoff game

## WORKING OVERTIME

The Patriots have won their last eight overtime games (including the playoffs). New England's eight-game overtime winning streak is the longest in NFL history. New England has not lost in overtime since Buffalo won 16-13 at Foxboro Stadium on Nov. 5, 2000. Since that time, the Patriots have won eight straight, including five games in which they scored on their first possession of overtime.

## NEW ENGLAND'S OVERTIME STREAK

DATE	OPP	WINNING PLAY	DRIVE INFO	FINAL SCORE
11/23/03	at HST	28-yd FG	9 plays, 76 yds; 3:39	23-20
10/19/03	at MIA	82-yd TD	1-82; 0:12	19-13
12/29/02	vs. MIA+	35-yd FG	7-43; 2:03	27-24
09/22/02	vs. KC+	35-yd FG	9-53; 4:40	41-38
01/19/02	vs. OAK+*	23-yd FG	15-61; 8:29	16-13
12/16/01	at BUF+	23-yd FG	8-75; 3:18	12-9
10/14/01	vs. SD+	44-yd FG	6-51; 2:59	29-26
12/17/00	at BUF	24-yd FG	14-83; 5:56	13-10
11/05/00	vs. BUF	32-yd FG	6-52-2:50	L, 13-16

\*playoffs

+NE scored on its first possession in overtime



THREE-TIME SUPER BOWL CHAMPIONS








# QB TOM BRADY NEWS & NOTES

## RECORDING SUCCESS

TOM BRADY has quarterbacked the Patriots to victories in 60 of his 80 career regular-season games, compiling a .750 winning percentage and giving him the best record of any active quarterback in the NFL who has at least two full seasons of starts under his belt. Including his 10-1 record in the playoffs, he is 70-21 (.769) as a starter.



### ACTIVE QUARTERBACKS WINNING PERCENTAGE

Minimum 32 Starts, Regular Season Only

Quarterback, Team(s)	W	L	T	Pct.
Tom Brady, NE	60	20	0	.750
Donovan McNabb, PHI	62	28	0	.689
Michael Vick, ATL	33	19	1	.632
Peyton Manning, IND	82	48	0	.631
Marc Bulger, STL	29	17	0	.630
Brett Favre, GB	139	84	0	.623

### TOM BRADY'S RECORD AS A STARTER

	Reg. Season	Playoffs	Total
Overall:	60-20	10-1	70-21
Home:	33-7	5-0	38-7
Road:	27-13	5-1*	32-14*
vs. Division:	27-6	0-0	27-6
<b>By Yardage Total</b>			
Less than 200:	15-10	3-0	18-10
200-299:	34-9	5-0	39-9
300 or more:	11-1	2-1	13-2
<b>Other Records</b>			
Temp. Below 40:	15-1	6-0	21-1
Snow:	4-0	3-0	7-0
On Artificial Turf	15-1	1-0	16-1
Post-Thanksgiving	22-5	10-1	32-6
Leading at Halftime:	43-2	8-0	51-2
Leading after 3 Qtrs:	49-1	7-0	56-1
Overtime:	6-0	1-0	7-0
Final margin <7 pts:	18-3	5-0	23-3
Final margin <4 pts:	10-3	5-0	15-3
Passer rating >100.0:	28-1	4-0	32-1

\*Includes three Super Bowls at neutral sites

## COMEBACK KID

TOM BRADY has engineered 21 career game-winning performances to lead his team to a victory from a fourth-quarter deficit or tie. He accomplished the feat four times in 2005: The performances are the latest addition to a long list of late-game heroics for Brady, who has led three Super Bowl-winning drives.

### TOM BRADY'S GAME-WINNING PERFORMANCES

		Time Remaining		Passing Statistics^					Final
Date	Opp.	Score	in Reg.	Att	Cmp	Yds	TD	Int	
11/13/05	at MIA	15-16	2:53	2	2	76	1	0	23-16
10/30/05	BUF	7-16	10:07	4	4	69	0	0	21-16
10/09/05	at ATL	28-28	3:52	2	2	17	0	0	31-28
09/25/05	at PIT	10-13	14:19	12	12	167	0	0	23-20
02/06/05	PHI**	14-14	15:00	4	2	33	0	0	24-21
10/03/04	at BUF	17-17	15:00	4	2	8	1	0	31-17
02/01/04	CAR**	29-29	1:08	5	4	47	0	0	32-29
01/10/04	TEN*	14-14	15:00	11	6	27	0	0	17-14
11/30/03	at IND	31-31	10:21	6	3	31	1	0	38-34
11/23/03	at HST	13-20	3:11	14	10	133	1	0	23-20 ot
11/03/03	at DEN	23-26	2:51	4	5	58	1	0	30-26
10/19/03	at MIA	13-13	15:00	10	7	147	1	0	19-13 ot
10/05/03	TEN	24-27	4:40	1	1	15	0	0	38-30
12/29/02	MIA	13-24	4:59	13	8	69	1	0	27-24 ot
11/10/02	at CHI	19-30	5:16	14	9	116	2	0	33-30
09/22/02	KC	38-38	0:00	5	4	46	0	0	41-38 ot
02/03/02	STL**	17-17	1:21	8	5	53	0	0	20-17
01/19/02	OAK*	3-13	15:00	27	20	138	0	0	16-13 ot
12/16/01	at BUF	6-9	5:57	13	9	116	0	0	12-9 ot
12/02/01	at NYJ	14-16	15:00	7	6	56	0	0	17-16
10/14/01	SD	16-26	8:48	18	13	130	1	0	29-26 ot

^Statistics are from the time noted until the end of the game \* Divisional Playoffs \*\* Super Bowl

## FASTEST TO 60 WINS

Tom Brady has tied the mark shared by Ken Stabler and Roger Staubach for the fewest games to reach 60 victories as a starter in the Super Bowl Era (since 1966). All three players recorded their 60th win in their 80th career start. Brady reached the mark in the Patriots' 24-27 victory over the New York Jets on Sept. 17.

### FEWEST STARTS TO REACH 60 VICTORIES

PLAYER	STARTS	PLAYER	STARTS
Tom Brady	80	Donovan McNabb	85
Ken Stabler	80	Danny White	85
Roger Staubach	80	Jim McMahon	86

## IRON MAN

Tom Brady has started 91 consecutive games at quarterback for the Patriots, including 80 regular-season games and 11 playoff contests. Combining regular-season and playoff games, Brady has the NFL's third longest current consecutive starts streak, trailing only Brett Favre (243) and Peyton Manning (139).

### ACTIVE QUARTERBACKS CONSECUTIVE STARTS STREAKS

Player	Team	Total	Reg.	Post.	Strk Began
Brett Favre	GB	243	223	20	09/27/92
Peyton Manning	IND	139	130	9	09/06/98
Tom Brady	NE	91	80	11	09/30/01
Drew Bledsoe	BUF/DAL	66	66	0	09/08/02
Jake Delhomme	CAR	56	49	7	09/14/03

## CAREER WINNING PERCENTAGE

TOM BRADY is the winningest quarterback in the Super Bowl Era (since 1966) among signal callers who have made at least 40 starts. He is one of just three quarterbacks in the Super Bowl Era to own a career winning percentage above 70 percent.

### WINNINGEST QUARTERBACKS OF THE SUPER BOWL ERA

Minimum 40 Starts, Regular Season Only

Player	Team	Years	W	L	Pct.
Tom Brady	NE	2000-Pres.	60	20	.750
Roger Staubach	DAL	1969-79	85	29	.746
Joe Montana	SF/KC	1979-94	117	47	.713

## CLOSE CALLS

Tom Brady has compiled a 23-3 record as a starter in games where the final margin was less than a touchdown, including a 5-0 postseason record in such games. Since Brady took over as the starting quarterback early in the 2001 season, the Patriots have lost just three games by less than a touchdown, one of which he played in only the first quarter.

### TOM BRADY'S RECORD AS A STARTER IN CLOSE GAMES

23-3 in games decided by six points or less

Date	Opp.	Score	Result	Margin
09/10/06	BUF	19-17	W	+2
01/01/06	MIA**	26-28	L	-2
10/30/05	BUF	21-16	W	+5
10/09/05	at ATL	31-28	W	+3
09/25/05	at PIT	23-20	W	+3
02/06/05	PHI^	24-21	W	+3
12/20/04	at MIA	28-29	L	-1
10/24/04	NYJ	13-7	W	+6
09/09/04	IND	27-24	W	+3
02/01/04	CAR^	32-29	W	+3
01/10/04	TEN*	17-14	W	+3
12/20/03	at NYJ	21-16	W	+5
11/30/03	at IND	38-34	W	+4
11/23/03	at HST	23-20 ot	W	+3
11/03/03	at DEN	30-26	W	+4
10/26/03	CLE	9-3	W	+6
10/19/03	at MIA	19-13 ot	W	+6
09/28/03	at WAS	17-20	L	-3
12/29/02	MIA	27-24 ot	W	+3
11/10/02	at CHI	33-30	W	+3
09/22/02	KC	41-38 ot	W	+3
02/03/02	STL^	20-17	W	+3
01/19/02	OAK*	16-13 ot	W	+3
12/16/01	at BUF	12-9	W	+3
12/02/01	at NYJ	17-16	W	+1
10/14/01	SD	29-26 ot	W	+3

^Super Bowl

\*Divisional Playoffs

\*\*Played in only the first quarter



THREE-TIME SUPER BOWL CHAMPIONS





# PATRIOTS NEWS & NOTES

## LEADING MAN

Running back COREY DILLON has compiled the highest career rushing total (10,582 yards) of any running back currently on an active roster. Dillon's yardage total ranks 16th in NFL history, and he is the only NFL player on an opening day roster to have recorded more than 10,000 career rushing yards.



## NFL ACTIVE RUSHING LEADERS

Includes players on current 53-man rosters

Player	Team(s)	Yrs	Gms	Att	Yds
<b>Corey Dillon</b>	<b>CIN/NE</b>	<b>10</b>	<b>136</b>	<b>2,455</b>	<b>10,582</b>
Edgerrin James	IND/ARZ	8	98	2,232	9,363
Tiki Barber	NYG	10	140	1,929	8,948
Warrick Dunn	TB/ATL	10	136	2,020	8,587
Fred Taylor	JAX	8	99	1,874	8,533
Shaun Alexander	SEA	7	98	1,762	7,957

Note: New York's Curtis Martin (14,101 yards) and St. Louis' Marshall Faulk (12,279 yards) have both opened the 2006 season on their teams' reserve/physically unable to perform lists.

## MOVING ON UP

COREY DILLON ranks 16th on the NFL's all-time rushing list, passing Eddie George to claim 16th place in the season opener against Buffalo on Sept. 10. Dillon needs 62 more yards to pass Ricky Watters to claim 15th place and he needs 655 more yards to pass O.J. Simpson to move into 14th place.

## NFL'S ALL-TIME LEADING RUSHERS (By Yards)

Rk	Player	Years	Gms	Att.	Yards	TD
1	Emmitt Smith	1990-2004	226	4,409	18,355	164
---						
13	John Riggins	1971-1985	174	2,916	11,352	104
14	O.J. Simpson	1969-1979	135	2,404	11,236	61
15	Ricky Watters	1992-2001	144	2,622	10,643	78
<b>16</b>	<b>Corey Dillon</b>	<b>1997-</b>	<b>136</b>	<b>2,455</b>	<b>10,582</b>	<b>70</b>
17	Eddie George	1996-2004	141	2,865	10,441	68

## THE DILLON FACTOR

Since COREY DILLON joined the Patriots prior to the 2004 season, the Patriots have recorded a 25-4 record in the 29 regular season games in which Dillon has appeared, and a 1-4 record in the five games he has missed over that span. Dillon has exceeded the 100-yard mark 11 times in a Patriots uniform while recording 590 rushes for 2,521 yards (4.3 avg). Additionally, Dillon has scored 27 touchdowns (25 rushing, 2 receiving) in 29 regular-season games with the Patriots. He has also secured the ball effectively, losing just four fumbles in his 590 carries with New England.

## HARRISON IS ALL-TIME NFL LEADER

RODNEY HARRISON is the NFL's all-time leader in sacks by a defensive back, dating back to when sacks became an official NFL statistic in 1982. Additionally, Harrison is the only player in NFL history to have recorded at least 25 career sacks and at least 30 career interceptions. Harrison currently owns 27.5 career sacks and 31 interceptions in his regular-season career.




## NFL ALL-TIME LEADERS: SACKS BY A DEFENSIVE BACK

Player	Pos.	Team(s)	Years	Sacks
<b>Rodney Harrison</b>	<b>S</b>	<b>SD/NE</b>	<b>1994-Present</b>	<b>27.5</b>
Carnell Lake	S	PIT/JAX/BAL	1989-2001	25.0
LeRoy Butler	S	GB	1990-2001	20.5
Ronde Barber	CB	TB	1997-Present	20.0
Bill Bates	S	DAL	1983-1997	18.0

## PATRIOTS ALL-TIME LISTS

TROY BROWN is the second leading receiver in Patriots history with 520 career receptions and 6,051 receiving yards. He reached the 6,000-yard mark on Sept. 10 against Buffalo, becoming just the second player in team history to record the feat. Brown needs just 15 more receptions to pass Stanley Morgan to become the Patriots' all-time leading receiver. Morgan has held the Patriots' receptions record since Nov. 11, 1984, when he recorded his 293rd career reception to pass Gino Cappelletti's then-record of 292 catches.



## PATRIOTS ALL-TIME RECEIVING LEADERS (BY CATCHES)

Rk	Player, Pos.	No	Yds	Avg.	Lg	TD
1	Stanley Morgan, WR.....	534	10,352	19.4	76t	67
<b>2</b>	<b>Troy Brown, WR.....</b>	<b>520</b>	<b>6,051</b>	<b>11.6</b>	<b>82t</b>	<b>28</b>
3	Ben Coates, TE.....	490	5,471	11.2	84t	50
4	Irving Fryar, WR.....	363	5,726	15.8	80t	38

## PATRIOTS ALL-TIME RECEIVING LEADERS (BY YARDS)

Rk	Name	No	Yds	Avg	Lg	TD
1	Stanley Morgan.....	534	10,352	19.4	76t	67
<b>2</b>	<b>Troy Brown.....</b>	<b>520</b>	<b>6,051</b>	<b>11.6</b>	<b>82t</b>	<b>28</b>
3	Irving Fryar.....	363	5,726	15.8	80t	38
4	Ben Coates.....	490	5,471	11.2	84t	50

## MR. PATRIOT – TROY BROWN

Troy Brown is in his 14th season as a Patriot and is tied with three other NFL players for the second longest current tenures with the same team. Additionally, Brown joins just three other Patriots as having played in 14 or more seasons with the franchise – QB Steve Grogan (16 seasons from 1975-90), OT Bruce Armstrong (14 seasons from 1987-2000) and LB Steve Nelson (14 seasons from 1974-86).

## LONGEST CURRENT TENURES WITH THE SAME TEAM

Years	Player	Pos.	Team
15	Brett Favre	QB	Green Bay
15	Jason Hanson	K	Detroit
<b>14</b>	<b>Troy Brown</b>	<b>WR</b>	<b>New England</b>
14	Jason Elam	K	Denver
14	Michael Strahan	DE	N.Y. Giants
14	Will Shields	G	Kansas City

## CATCHIN' KEVIN

KEVIN FAULK ranks second in receptions among all-time Patriots running backs, tallying 236 career receptions. He needs 25 more catches to pass Tony Collins' club record of 261 career grabs. Faulk displayed his receiving prowess in the Patriots' 19-17 victory over Buffalo on Sept. 10, when he lined up out wide and hauled in a diving 17-yard touchdown reception in the end zone.

## RECEPTIONS BY PATRIOTS RUNNING BACKS

Player	Years	Rec.
1. Tony Collins.....	1981-87.....	261
<b>2. Kevin Faulk.....</b>	<b>1999-</b>	<b>236</b>
3. Sam Cunningham.....	1973-79,81-82.....	210
4. Larry Garron.....	1960-68.....	185

## TOUCHDOWN TEDY

Linebacker TEDY BRUSCHI's nose for the ball has helped to create seven defensive touchdowns since the 2002 season. He has scored four touchdowns himself on interception returns (two each in 2002 and 2003), forced two fumbles that were picked up and returned for scores (10/03/04 at Buffalo and 11/28/04 vs. Baltimore), and tipped a pass to rookie James Sanders, who intercepted the ball and returned it for a touchdown at Buffalo on Dec. 11, 2005.



THREE-TIME SUPER BOWL CHAMPIONS





# PATRIOTS FOOTBALL NETWORK

The **Patriots Football Network (PFN)** is the full portfolio of media offerings from the three-time Super Bowl Champion New England Patriots. PFN provides Patriots content produced both in-house and with media partners spanning print, television, radio and the Internet.

## PATRIOTS ALL ACCESS

**P**atriots All Access, an Emmy Award-winning one-hour magazine show, airs weekly throughout the season on WCVB-TV Channel 5 in Boston. Indicative of its name, Patriots All Access provides viewers exclusive, behind-the-scenes access and weekly in-depth features on Patriots players and personnel. WCVB's Mike Lynch hosts the program and is joined by head coach Bill Belichick for a weekly chalk talk and by a Patriots player of the week. Another weekly segment takes a look at what Patriots players do off the field. The show also offers game previews, reviews and comprehensive analysis of every Patriots game.



**Patriots All Access** ..... Saturdays at 7:00 p.m and Sundays at 10:00 a.m. on **WCVB-TV Channel 5**  
Also available 24 hours a day on **Comcast On Demand**

## TOTALLY PATRIOTS



**T**otally Patriots, a youth-oriented football show, is now in its second season, airing each Sunday morning on WCVB, Channel 5 in Boston. The show, hosted by Kerry Connolly, is geared towards young fans and includes a health and fitness segment as well as a weekly football tips feature with Patriots Hall of Fame linebacker Andre Tippett and a current Patriots player. Other features and segments emphasize the importance of an active lifestyle and let young football players hear directly from the pros. Check your local listings for other times and locations.

**Totally Patriots** ..... Sundays at 11:00 a.m. on **WCVB-TV Channel 5**  
Also available 24 hours a day on **Comcast On Demand**

## WBCN PATRIOTS ROCK RADIO NETWORK

For the 12th consecutive season, WBCN is proud to be the flagship station for the Patriots Rock Radio Network. Every Patriots game was heard on WBCN (104.1 FM) and its network of 35 stations throughout all six New England states.



**FLAGSHIP STATION**  
**WBCN**  
**Boston ★ 104.1 FM**



### MASSACHUSETTS

WBSM	Fairhaven	1420 AM
WXTK	Cape Cod	95.1 FM
WGAW	Gardner	1340 AM
WSBS	Grt Barrington	860 AM
WPVQ	Greenfield	95.3 FM
WNAW	N. Adams	1230 AM
WBEC	Pittsfield	1420 AM
WSAR	Somerset	1480 AM
WAQY	Springfield	102.1 FM
WWFX	Worcester	100.1 FM

### MAINE

WEBB	Augusta	98.5 FM
WWMJ	Bangor	97.7 FM
WBLM	Portland	102.9 FM

### CONNECTICUT

WCCM	Hartford	106.9 FM
WXLN	New London	102.3 FM
WINY	Putnam	1350 AM

### NEW YORK

WEAV	Plattsburgh	960 AM
------	-------------	--------

### NEW HAMPSHIRE

WTPL	Concord	107.7 FM
WSAK	Hampton	102.1 FM
WWHQ	Laconia	101.5 FM
WVRR	Lebanon	101.7 FM
WGAM	Nashua	900 AM
WPKQ	N. Conway	103.7 FM
WKBR	Manchester	1250 AM
WSHK	Portsmouth	105.3 FM

### RHODE ISLAND

WSKO	Providence	99.7 FM
WSKO	Providence	790 AM

### VERMONT

WSNO	Barre	1450 AM
WBTN	Bennington	1370 AM
WKVT	Battleboro	92.7 FM
WXZO	Burlington	96.7 FM
WIKE	Newport	1490 AM
WEXP	Rutland	101.5 FM
WSTJ	St Johnsbury	1340 AM
WMXR	Woodstock	93.9 FM

## PATRIOTS FIFTH QUARTER

CBS 4 and its sister station TV 38 team up to broadcast Patriots Fifth Quarter immediately following each game. The show provides instant reaction in studio and at the stadium. Patriots Fifth Quarter also features exclusive live coverage of the Patriots post-game press conferences with Coach Belichick and quarterback Tom Brady.

## PATRIOTS.COM

### NEWS

Patriots.com features daily updates and exclusive content from the writers of *Patriots Football Weekly*, offering everything from breaking news to player features and the popular "Ask PFW" postings.

### VIDEO

The first professional sports team website to offer streaming video has something new for 2006: Patriots TV. Visitors can choose their channel and watch exclusive Patriots content from news to cheerleaders. Patriots.com also features video of every Patriots press conference, including postgame press conferences and Coach Belichick's weekday media updates.

### AUDIO

"PFW In Progress," available exclusively on Patriots.com, is a weekly online program that features candid commentary from the writers of *Patriots Football Weekly*. Patriots.com also offers podcasts and streaming audio of every press conference.

## PATRIOTS VIDEO NEWS

**Updated daily on Patriots On Demand through Comcast**

Patriots Video News is available exclusively through Comcast's Patriots On Demand. The daily show provides a mix of on-field news and lighthearted human-interest segments.

## PATRIOTS FRIDAY ON ESPN RADIO BOSTON

ESPN Radio Boston has the exclusive rights to broadcast "Patriots Friday" from Gillette Stadium each week during the season. ESPN Boston's Mike Felger hosts the show from 4:00 p.m. to 7:00 p.m. each Friday and will be joined by prominent Patriots Troy Brown, Rosevelt Colvin and Matt Light.

### ESPN Radio Boston

890 AM (Boston/Dedham), 1400 AM (Lowell/Lawrence)

Time (Fridays)	Show	Guests
4:00 – 7:00 p.m.	The Mike Felger Show	Troy Brown Matt Light Rosevelt Colvin

## PATRIOTS MONDAY ON WEEI

Sports Radio WEEI has the exclusive rights to broadcast "Patriots Monday" from Gillette Stadium every week during the season. The daylong programming lineup offers fans unique access from Bill Belichick, Tom Brady and other star players.

### Sports Radio WEEI

850 AM (Boston), 103.7 FM (Providence),  
1440 AM (Worcester), 105.5 FM (Springfield)

Time (Mondays)	Show	Guest(s)
6:00 – 10:00 a.m.	Dennis and Callahan	Tom Brady
10:00 a.m. – 2:00 p.m.	Dale and Holley	Stars of the Week
2:00 – 6:00 p.m.	The Big Show	Coach Belichick



**THREE-TIME SUPER BOWL CHAMPIONS**







# 2006 OFFENSIVE STATISTICS

WON 2, LOST 0

09/10 W 19-17	Buffalo	68,756
09/17 W 24-17	at New York Jets	77,595
09/24	Denver	
10/01	at Cincinnati	
10/08	Miami	
10/22	at Buffalo	
10/30	at Minnesota	
11/05	Indianapolis	
11/12	New York Jets	
11/19	at Green Bay	
11/26	Chicago	
12/03	Detroit	
12/10	at Miami	
12/17	Houston	
12/24	at Jacksonville	
12/31	at Tennessee	

	N.E.	Opp.
TOTAL FIRST DOWNS	43	28
Rushing	19	5
Passing	22	20
Penalty	2	3
3rd Down: Made/Att	13/27	14/29
3rd Down Pct.	48.1	48.3
4th Down: Made/Att	2/2	0/2
4th Down Pct.	100.0	0.0
POSSESSION AVG.	31:35	28:25
TOTAL NET YARDS	677	577
Avg. Per Game	338.5	288.5
Total Plays	136	115
Avg. Per Play	5.0	5.0
NET YARDS RUSHING	330	150
Avg. Per Game	165.0	75.0
Total Rushes	80	48
NET YARDS PASSING	347	427
Avg. Per Game	173.5	213.5
Sacked/Yards Lost	4/36	7/43
Gross Yards	383	470
Att./Completions	52/26	60/37
Completion Pct.	50.0	61.7
Had Intercepted	2	1
PUNTS/AVERAGE	7/48.7	10/36.0
NET PUNTING AVG.	7/42.1	10/34.0
PENALTIES/YARDS	7/69	11/101
FUMBLES/BALL LOST	3/2	3/0
TOUCHDOWNS	5	4
Rushing	2	1
Passing	3	2
Returns	0	1

## \* SCORE BY PERIODS

	Q1	Q2	Q3	Q4	OT	PTS
TEAM	14	10	14	5	0	43
OPPONENTS	10	7	14	3	0	34

## \* SCORING

	T	D	Ru	Pa	Rt	K	PAT	FG	S	PTS
Gostkowski	0	0	0	0	0	5/	5	2/	3	11
T. Brown	1	0	1	0	0				0	6
Dillon	1	1	0	0	0				0	6
Faulk	1	0	1	0	0				0	6
Jackson	1	0	1	0	0				0	6
Maroney	1	1	0	0	0				0	6
Warren	0	0	0	0	0				1	2
TEAM	5	2	3	0	5/	5	2/	3	1	43
OPPONENTS	4	1	2	1	4/	4	2/	2	0	34

2-Pt. Conversions: TEAM 0-0, OPPONENTS 0-0

SACKS: Seymour 2, Banta-Cain 1, Colvin 1, Vrabel 1, Warren 1, Wilfork 1, TEAM 7, OPPONENTS 4

* RUSHING	No.	Yds	Avg	Long	TD
Dillon	36	153	4.3	14	1
Maroney	33	151	4.6	27	1
Faulk	4	24	6.0	11	0
Brady	6	2	0.3	3	0
Evans	1	0	0.0	0	0
TEAM	80	330	4.1	27	2
OPPONENTS	48	150	3.1	18t	1

* RECEIVING	No.	Yds	Avg	Long	TD
Watson	6	89	14.8	34	0
T. Brown	6	69	11.5	15	1
Caldwell	4	47	11.8	24	0
Faulk	3	33	11.0	17t	1
Graham	2	52	26.0	29	0
Jackson	2	42	21.0	29	1
Dillon	2	22	11.0	16	0
D. Thomas	1	29	29.0	29	0
TEAM	26	383	14.7	34	3
OPPONENTS	37	470	12.7	71t	2

* INTERCEPTIONS	No.	Yds	Avg	Long	TD
Bruschi	1	8	8.0	8	0
TEAM	1	8	8.0	8	0
OPPONENTS	2	10	5.0	10	0

* PUNTING	No.	Yds	Avg	Net	TB	In	Lg	B
Miller	7	341	48.7	42.1	2	1	61	0
TEAM	7	341	48.7	42.1	2	1	61	0
OPPONENTS	10	360	36.0	34.0	0	5	54	0

* PUNT RETURNS	Ret	FC	Yds	Avg	Long	TD
Faulk	2	1	20	10.0	14	0
T. Brown	0	3	0	---	---	0
TEAM	2	4	20	10.0	14	0
OPPONENTS	2	1	6	3.0	6	0

* KICKOFF RETURNS	No.	Yds	Avg	Long	TD
Maroney	5	124	24.8	39	0
Faulk	2	49	24.5	26	0
TEAM	7	173	24.7	39	0
OPPONENTS	8	199	24.9	44	0

* FIELD GOALS	1-19	20-29	30-39	40-49	50+
Gostkowski	0/ 0	1/ 2	1/ 1	0/ 0	0/0
TEAM	0/ 0	1/ 2	1/ 1	0/ 0	0/0
OPPONENTS	0/ 0	0/ 0	0/ 0	1/ 1	1/1
Gostkowski: (32G) (20G,29B)					
OPPONENTS: (53G) (42G)					

Gostkowski: (32G)(20G,29B)

OPPONENTS: (53G)(42G)

* PASSING	Att	Cmp	Yds	Cmp%	Yds/Att	TD	TD%	Int	Int%	Long	Sack/Lost	Rating
Brady	52	26	383	50.0	7.37	3	5.8	2	3.8	34	4/ 36	77.6
TEAM	52	26	383	50.0	7.37	3	5.8	2	3.8	34	4/ 36	77.6
OPPONENTS	60	37	470	61.7	7.83	2	3.3	1	1.7	71t	7/ 43	90.3



THREE-TIME SUPER BOWL CHAMPIONS





# 2006 DEFENSIVE STATISTICS

DEFENSIVE STATISTICS													SP. TEAMS					FUMBLES - LOST (3-2)				
Name	TT	UT	A	S/	YL	QH	Int/	Yds	PD	FF	FR	TT	UT	A	FF	FR	Own					
Ty Warren	20	7	13	1.0	8.0	3	-	-	-	-	-	-	-	-	-	-	-	No.	Lost	Rec.	O.B.	
Mike Vrabel	18	7	11	1.0	10.0	1	-	-	-	-	-	-	-	-	-	-	-	Tom Brady	3	2	0	0
Junior Seau	14	8	6	-	-	-	-	-	-	-	-	-	-	-	-	-	-	Dan Koppen	0	0	1	0
Eugene Wilson	13	10	3	-	-	-	-	-	1	-	-	-	-	-	-	-	-	Totals	3	2	1	0
Vince Wilfork	12	8	4	1.0	3.0	1	-	-	-	-	-	-	-	-	-	-	-					
Rodney Harrison	11	9	2	-	-	-	-	-	-	-	-	-	-	-	-	-	-	BLOCKED KICKS				
Richard Seymour	11	7	4	2.0	7.0	4	-	-	1	-	-	-	-	-	-	-	-	XP	FG	P		
Jarvis Green	10	9	1	-	-	1	-	-	-	-	-	-	-	-	-	-	-	Totals	0	0	0	
Asante Samuel	6	5	1	-	-	-	-	-	2	-	-	-	-	-	-	-	-					
Tedy Bruschi	6	4	2	-	-	-	1	8	2	-	-	-	-	-	-	-	-					
Ellis Hobbs	5	5	0	-	-	-	-	-	-	-	-	-	-	-	-	-	-	MISC. OFFENSIVE STATS				
Rosevelt Colvin	5	4	1	1.0	9.0	4	-	-	1	-	-	-	-	-	-	-	-	Tkl	Ast	FF	FR	
Tully Banta-Cain	5	4	1	1.0	6.0	4	-	-	-	-	-	2	2	0	-	-	-	Doug Gabriel	1	0	0	0
Don Davis	2	1	1	-	-	-	-	-	-	-	-	2	1	1	-	-	-	Totals	1	0	0	0
Mike Wright	2	1	1	-	-	-	-	-	-	-	-	1	0	1	-	-	-					
Randall Gay	1	1	0	-	-	-	-	-	-	-	-	-	-	-	-	-	-					
Chad Scott	1	1	0	-	-	-	-	-	-	-	-	-	-	-	-	-	-					
Artrell Hawkins	1	0	1	-	-	1	-	-	-	-	-	2	1	1	-	-	-					
Willie Andrews	0	0	0	-	-	-	-	-	-	-	-	4	2	2	-	-	-					
Eric Alexander	0	0	0	-	-	-	-	-	-	-	-	3	2	1	-	-	-					
Stephen Neal	0	0	0	-	-	-	-	-	-	-	-	1	1	0	-	-	-					
Larry Izzo	0	0	0	-	-	-	-	-	-	-	-	1	0	1	-	-	-					
Totals	143	91	52	7.0	43.0	19	1	8	7	0	0	16	9	7	0	0	0					

BLOCKED KICKS		
XP	FG	P
<b>Totals</b>	<b>0</b>	<b>0</b>

MISC. OFFENSIVE STATS				
	Tkl	Ast	FF	FR
Doug Gabriel	1	0	0	0
<b>Totals</b>	<b>1</b>	<b>0</b>	<b>0</b>	<b>0</b>

KEY	
TT-Total Tackles	Int/Yds-Interceptions/Yards Returned
UT-Unassisted Tackles	PD-Passes Defensed
A-Assisted Tackles	FF-Forced Fumbles
S/YL-Sacks/Yards Lost	FR-Fumble Recoveries
QH-Quarterback Hits	



THREE-TIME SUPER BOWL CHAMPIONS





# 2006 ALPHABETICAL ROSTER

September 19, 2006

#	NAME	POS	HT	WT	BORN	YR	COLLEGE	H.S. HOMETOWN
52	Alexander, Eric	LB	6-2	240	02/08/82	2	Louisiana State	Port Arthur, Texas
23	Andrews, Willie	DB	5-10	195	11/02/83	R	Baylor	Longview, Texas
95	Banta-Cain, Tully	LB	6-2	250	08/28/80	4	California	Sunnyvale, Calif.
12	Brady, Tom	QB	6-4	225	08/03/77	7	Michigan	San Mateo, Calif.
65	Britt, Wesley	T	6-8	320	11/21/81	1	Alabama	Cullman, Ala.
80	Brown, Troy	WR	5-10	196	07/02/71	14	Marshall	Blackville, S.C.
54	Bruschi, Tedy	LB	6-1	247	06/09/73	11	Arizona	Roseville, Calif.
87	Caldwell, Reche	WR	6-0	210	03/28/79	5	Florida	Tampa, Fla.
16	Cassel, Matt	QB	6-4	225	05/17/82	2	Southern California	Northridge, Calif.
59	Colvin, Rosevelt	LB	6-3	250	09/05/77	8	Purdue	Indianapolis, Ind.
51	Davis, Don	LB	6-1	235	12/17/72	11	Kansas	Olathe, Kan.
28	Dillon, Corey	RB	6-1	225	10/24/74	10	Washington	Seattle, Wash.
44	Evans, Heath	RB	6-0	250	12/30/78	6	Auburn	West Palm Beach, Fla.
33	Faulk, Kevin	RB	5-8	202	06/05/76	8	Louisiana State	Carencro, La.
85	Gabriel, Doug	WR	6-2	215	08/27/80	4	Central Florida	Miami, Fla.
21	Gay, Randall	CB	5-11	190	05/05/82	3	Louisiana State	Brusly, La.
3	Gostkowski, Stephen	K	6-1	210	01/28/84	R	Memphis	Madison, Miss.
82	Graham, Daniel	TE	6-3	257	11/16/78	5	Colorado	Denver, Colo.
97	Green, Jarvis	DL	6-3	285	01/12/79	5	Louisiana State	Donaldsonville, La.
37	Harrison, Rodney	S	6-1	220	12/15/72	13	Western Illinois	Chicago, Ill.
25	Hawkins, Artrell	DB	5-10	195	11/24/76	9	Cincinnati	Johnstown, Pa.
91	Hill, Marquise	DE	6-6	300	08/07/82	3	Louisiana State	New Orleans, La.
27	Hobbs, Ellis	CB	5-9	190	05/16/83	2	Iowa State	DeSoto, Texas
71	Hochstein, Russ	G/C	6-4	305	10/07/77	6	Nebraska	Hartington, Neb.
53	Izzo, Larry	LB	5-10	228	09/26/74	11	Rice	Houston, Texas
17	Jackson, Chad	WR	6-1	215	03/06/85	R	Florida	Hoover, Ala.
77	Kaczur, Nick	T	6-4	315	07/28/79	2	Toledo	Brantford, Ontario
67	Koppen, Dan	C	6-2	296	09/12/79	4	Boston College	Whitehall, Pa.
72	Light, Matt	T	6-4	305	06/23/78	6	Purdue	Greenville, Ohio
70	Mankins, Logan	G	6-4	310	03/10/82	2	Fresno State	Cathey's Valley, Calif.
39	Maroney, Laurence	RB	5-11	220	02/05/85	R	Minnesota	St. Louis, Mo.
8	Miller, Josh	P	6-4	225	07/14/70	11	Arizona	Rockaway, N.Y.
45	Mills, Garrett	TE	6-1	235	10/12/83	R	Tulsa	Jenks, Okla.
64	Mruczkowski, Gene	G/C	6-2	305	06/06/80	4	Purdue	Cleveland, Ohio
61	Neal, Stephen	G	6-4	305	10/09/76	5	Cal State-Bakersfield	San Diego, Calif.
68	O'Callaghan, Ryan	T	6-7	330	07/19/83	R	California	Redding, Calif.
66	Paxton, Lonie	LS	6-2	260	03/13/78	7	Sacramento State	Corona, Calif.
22	Samuel, Asante	CB	5-10	185	01/06/81	4	Central Florida	Ft. Lauderdale, Fla.
36	Sanders, James	S	5-10	210	11/11/83	2	Fresno State	Porterville, Calif.
30	Scott, Chad	CB	6-1	205	09/06/74	10	Maryland	Suitland, Md.
55	Seau, Junior	LB	6-3	248	01/19/69	17	Southern California	San Diego, Calif.
93	Seymour, Richard	DL	6-6	310	10/06/79	6	Georgia	Gadsden, S.C.
90	Smith, Le Kevin	DL	6-1	308	07/21/82	R	Nebraska	Macon, Ga.
81	Smith, Jonathan	WR	5-10	194	11/28/81	3	Georgia Tech	Homerville, Ala.
96	Sullivan, Johnathan	DL	6-3	315	01/21/81	4	Georgia	Griffin, Ga.
86	Thomas, David	TE	6-3	248	07/05/83	R	Texas	Wolfforth, Texas
50	Vrabel, Mike	LB	6-4	261	08/14/75	10	Ohio State	Akron, Ohio
94	Warren, Ty	DL	6-5	300	02/06/81	4	Texas A&M	Bryan, Texas
84	Watson, Benjamin	TE	6-3	255	12/18/80	3	Georgia	Rock Hill, S.C.
75	Wilfork, Vince	DL	6-2	325	11/04/81	3	Miami (Fla.)	Boynton Beach, Fla.
26	Wilson, Eugene	DB	5-10	195	08/17/80	4	Illinois	Merrillville, Ind.
58	Woods, Pierre	LB	6-5	250	01/06/82	R	Michigan	Cleveland, Ohio
99	Wright, Mike	DL	6-4	295	03/01/82	2	Cincinnati	Cincinnati, Ohio

## PRACTICE SQUAD

#	NAME	POS	HT	WT	BORN	YR	COLLEGE	H.S. HOMETOWN
13	Childress, Bam	WR	5-10	185	03/31/82	1	Ohio State	Warrensville Heights, Ohio
19	Kight, Kelvin	WR	6-0	213	07/02/82	1	Florida	Decatur, Ga.
9	O'Sullivan, J.T.	QB	6-2	227	08/25/79	5	California-Davis	Carmichael, Calif.
46	Mays, Corey	LB	6-1	245	11/27/83	R	Notre Dame	Chicago, Ill.
31	Spann, Antwain	CB	6-0	190	02/22/83	1	Louisiana-Lafayette	El Camino, Calif.
63	Stevenson, Dan	G	6-5	300	10/04/82	R	Notre Dame	Barrington, Ill.
92	Thomas, Santonio	DL	6-4	305	07/02/81	1	Miami (Fla.)	Belle Glade, Fla.
74	Yates, Billy	G	6-2	305	04/15/80	3	Texas A&M	Fort Worth, Texas

## RESERVE/PHYSICALLY UNABLE TO PERFORM LIST

#	NAME	POS	HT	WT	BORN	YR	COLLEGE	H.S. HOMETOWN
35	Pass, Patrick	RB	5-10	217	12/31/77	7	Georgia	Tucker, Ga.

## RESERVE/INJURED LIST

#	NAME	POS	HT	WT	BORN	YR	COLLEGE	H.S. HOMETOWN
47	Gardner, Barry	LB	6-1	245	12/13/76	8	Northwestern	Harvey, Ill.
34	Jones, Tebucky	S	6-2	220	10/06/74	9	Syracuse	New Britain, Conn.
24	Mitchell, Mel	S	6-1	225	02/10/79	5	Western Kentucky	Rockledge, Fla.
18	Shelton, Matt	WR	6-0	175	04/01/82	R	Notre Dame	Collierville, Tenn.
42	Williams, Gemara	CB	5-8	180	04/30/83	R	Buffalo	Oak Park, Mich.

## HEAD COACH: BILL BELICHICK

**ASSISTANTS:** Joel Collier, Secondary; Brian Daboll, Wide Receivers; Ivan Fears, Running Backs; Pepper Johnson, Defensive Line; Pete Mangurian, Tight Ends; Josh McDaniels, Offensive Coordinator/Quarterbacks; Harold Nash, Assistant Strength and Conditioning; Matt Patricia, Linebackers; Dean Pees, Defensive Coordinator; Dante Scarnecchia, Assistant Head Coach/Offensive Line; Brad Seely, Special Teams; Mike Woicik, Strength and Conditioning.



THREE-TIME SUPER BOWL CHAMPIONS







# 2006 NUMERICAL ROSTER

September 19, 2006

#	NAME	POS	HT	WT	AGE	YR	COLLEGE	HOW ACQ.	P/S/D/I
3	Stephen Gostkowski	K	6-1	210	22	R	Memphis	D4b-06	2/0/0/0
8	Josh Miller	P	6-4	225	36	11	Arizona	FA (PIT)-04	2/0/0/0
12	Tom Brady	QB	6-4	225	29	7	Michigan	D6b-00	2/2/0/0
16	Matt Cassel	QB	6-4	225	24	2	Southern California	D7a-05	0/0/2/0
17	Chad Jackson	WR	6-1	215	21	R	Florida	D2-06	1/0/0/1
21	Randall Gay	CB	5-11	190	25	3	Louisiana State	FA-04	2/0/0/0
22	Asante Samuel	CB	5-10	185	25	4	Central Florida	D4b-03	2/2/0/0
23	Willie Andrews	DB	5-10	195	22	R	Baylor	D7-06	2/0/0/0
25	Artrell Hawkins	DB	5-10	195	29	9	Cincinnati	FA (WAS)-05	1/0/0/1
26	Eugene Wilson	DB	5-10	195	26	4	Illinois	D2a-03	2/2/0/0
27	Ellis Hobbs	CB	5-9	190	23	2	Iowa State	D3a-05	2/2/0/0
28	Corey Dillon	RB	6-1	225	31	10	Washington	TR (CIN)-04	2/2/0/0
30	Chad Scott	CB	6-1	205	32	10	Maryland	FA (PIT)-05	2/0/0/0
33	Kevin Faulk	RB	5-8	202	30	8	Louisiana State	D2-99	2/0/0/0
36	James Sanders	S	5-10	210	22	2	Fresno State	D4-05	2/0/0/0
37	Rodney Harrison	S	6-1	220	32	13	Western Illinois	FA (SD)-03	2/2/0/0
39	Laurence Maroney	RB	5-11	220	21	R	Minnesota	D1-06	2/0/0/0
44	Heath Evans	RB	6-0	250	27	6	Auburn	FA-05	2/0/0/0
45	Garrett Mills	TE	6-1	235	22	R	Tulsa	D4a-06	0/0/0/2
50	Mike Vrabel	LB	6-4	261	31	10	Ohio State	UFA (PIT)-01	2/2/0/0
51	Don Davis	LB	6-1	235	33	11	Kansas	UFA (STL)-03	2/0/0/0
52	Eric Alexander	LB	6-2	240	24	2	Louisiana State	FA-04	2/0/0/0
53	Larry Izzo	LB	5-10	228	31	11	Rice	UFA (MIA)-01	2/0/0/0
54	Tedy Bruschi	LB	6-1	247	33	11	Arizona	D3-96	1/0/0/1
55	Junior Seau	LB	6-3	248	37	17	Southern California	FA-06	2/2/0/0
58	Pierre Woods	LB	6-5	250	24	R	Michigan	FA-06	1/0/0/1
59	Rosevelt Colvin	LB	6-3	250	29	8	Purdue	UFA (CHI)-03	2/2/0/0
61	Stephen Neal	G	6-4	305	29	5	Cal State-Bakersfield	FA-01	2/2/0/0
64	Gene Mrczkowski	G/C	6-2	305	26	4	Purdue	FA-03	0/0/0/2
65	Wesley Britt	T	6-8	320	24	1	Alabama	FA-06	2/0/0/0
66	Lonie Paxton	LS	6-2	260	28	7	Sacramento State	FA-00	2/0/0/0
67	Dan Koppen	C	6-2	296	27	4	Boston College	D5-03	2/2/0/0
68	Ryan O'Callaghan	T	6-7	330	23	R	California	D5-06	2/2/0/0
70	Logan Mankins	G	6-4	310	24	2	Fresno State	D1-05	2/2/0/0
71	Russ Hochstein	G/C	6-4	305	28	6	Nebraska	FA-03	2/0/0/0
72	Matt Light	T	6-4	305	28	6	Purdue	D2-01	2/2/0/0
75	Vince Wilfork	DL	6-2	325	25	3	Miami (Fla.)	D1a-04	2/2/0/0
77	Nick Kaczur	T	6-4	315	27	2	Toledo	D3b-05	0/0/0/2
80	Troy Brown	WR	5-10	196	35	14	Marshall	D8-93	2/2/0/0
81	Jonathan Smith	WR	5-10	194	24	3	Georgia Tech	W(BUF)-06	0/0/0/1
82	Daniel Graham	TE	6-3	257	26	5	Colorado	D1-02	2/2/0/0
84	Benjamin Watson	TE	6-3	255	25	3	Georgia	D1b-04	2/2/0/0
85	Doug Gabriel	WR	6-2	215	26	4	Central Florida	TR(OAK)-06	1/0/0/1
86	David Thomas	TE	6-3	248	23	R	Texas	D3-06	2/0/0/0
87	Reche Caldwell	WR	6-0	210	27	5	Florida	UFA (SD)-06	2/2/0/0
90	Le Kevin Smith	DL	6-1	308	24	R	Nebraska	D6c-06	0/0/1/1
91	Marquise Hill	DE	6-6	300	24	3	Louisiana State	D2-04	0/0/1/1
93	Richard Seymour	DL	6-6	310	26	6	Georgia	D1-01	2/2/0/0
94	Ty Warren	DL	6-5	300	25	4	Texas A&M	D1-03	2/2/0/0
95	Tully Banta-Cain	LB	6-2	250	26	4	California	D7b-03	2/1/0/0
96	Johnathan Sullivan	DL	6-3	315	25	4	Georgia	TR(NO)-06	0/0/0/2
97	Jarvis Green	DL	6-3	285	27	5	Louisiana State	D4b-02	2/0/0/0
99	Mike Wright	DL	6-4	295	24	2	Cincinnati	FA-05	2/1/0/0

## PRACTICE SQUAD

#	NAME	POS	HT	WT	AGE	YR	COLLEGE	HOW ACQ.	P/S/D/I
9	J.T. O'Sullivan	QB	6-2	227	27	5	California-Davis	FA-06	0/0/0/0
13	Bam Childress	WR	5-10	185	24	1	Ohio State	FA-05	1/0/0/0
19	Kelvin Right	WR	6-0	213	24	1	Florida	FA-06	0/0/0/0
31	Antwain Spann	CB	6-0	190	23	1	Louisiana-Lafayette	FA-06	0/0/0/0
46	Corey Mays	LB	6-1	245	22	R	Notre Dame	FA-06	0/0/0/0
63	Dan Stevenson	G	6-5	300	23	R	Notre Dame	D6b-06	0/0/0/0
74	Billy Yates	G	6-2	305	25	3	Texas A&M	FA-05	0/0/0/0
92	Santonio Thomas	DL	6-4	305	25	1	Miami (Fla.)	FA-05	0/0/0/0

## RESERVE/PHYSICALLY UNABLE TO PERFORM LIST

#	NAME	POS	HT	WT	AGE	YR	COLLEGE	HOW ACQ.	P/S/D/I
35	Patrick Pass	RB	5-10	217	28	7	Georgia	D7b-00	-/-/-/-

## RESERVE/INJURED LIST

#	NAME	POS	HT	WT	AGE	YR	COLLEGE	HOW ACQ.	INJURY	IR DATE
18	Matt Shelton	WR	6-0	175	24	R	Notre Dame	FA-06	Knee/Groin	Sept. 2
24	Mel Mitchell	S	6-1	225	27	5	Western Kentucky	FA(NO)-06	Arm	Aug. 7
34	Tebucky Jones	S	6-2	220	31	9	Syracuse	D1b-98	Leg	Sept. 2
42	Gemara Williams	CB	5-8	180	23	R	Buffalo	FA-06		Sept. 2
47	Barry Gardner	LB	6-1	245	29	8	Northwestern	FA-06	Leg	Sept. 2

## HEAD COACH: BILL BELICHICK

**ASSISTANTS:** Joel Collier, Secondary; Brian Daboll, Wide Receivers; Ivan Fears, Running Backs; Pepper Johnson, Defensive Line; Pete Mangurian, Tight Ends; Josh McDaniels, Offensive Coordinator/Quarterbacks; Harold Nash, Assistant Strength and Conditioning; Matt Patricia, Linebackers; Dean Pees, Defensive Coordinator; Dante Scarnecchia, Assistant Head Coach/Offensive Line; Brad Seely, Special Teams; Mike Woicik, Strength and Conditioning.

Ages as of Sept. 24, 2006



THREE-TIME SUPER BOWL CHAMPIONS





# HOW THE PATRIOTS WERE BUILT

YEAR		AS OF SEPTEMBER 19, 2006		WAIVERS (1) / TRADES (3)	ROOKIE AND FIRST-YEAR FREE AGENTS (9)
DRAFTED (29)		VETERAN FREE AGENTS (11)			
1993	Troy Brown (8)				
1994					
1995					
1996	Tedy Bruschi (3)				
1997					
1998					
1999	Kevin Faulk (2)				
2000	Tom Brady (6b)				Lonie Paxton (fa)
2001	Richard Seymour (1) Matt Light (2)	Larry Izzo (fa) (MIA) Mike Vrabel (3) (PIT)			Stephen Neal (fa)
2002	Daniel Graham (1) Jarvis Green (4b)				Russ Hochstein (5)
2003	Ty Warren (1) Eugene Wilson (2a) Asante Samuel (4b) Dan Koppen (5) Tully Banta-Cain (7b)	Rosevelt Colvin (4) (CHI) Don Davis (fa) (STL) Rodney Harrison (5) (SD)			Gene Mruczkowski (fa)
2004	Vince Wilfork (1a) Benjamin Watson (1b) Marquise Hill (2)	Josh Miller (fa) (PIT)	Corey Dillon (2) (tr-CIN)		Eric Alexander (fa) Randall Gay (fa)
2005	Logan Mankins (1) Ellis Hobbs (3a) Nick Kaczur (3b) James Sanders (4) Matt Cassel (7a)	Heath Evans (3) (MIA) Artrell Hawkins (2) (WAS) Chad Scott (1) (PIT)			Wesley Britt (5) Mike Wright (fa)
2006	Laurence Maroney (1) Chad Jackson (2) David Thomas (3) Garrett Mills (4a) Stephen Gostkowski (4b) Ryan O'Callaghan (5) Le Kevin Smith (6c) Willie Andrews (7)	Reche Caldwell (2)(SD) Junior Seau (1)(MIA)  <b>RESERVE/INJURED(5)</b> Barry Gardner (2)(NYJ)(FA-06) Tebucky Jones (1)(MIA)(FA-06) Mel Mitchell (5)(NO)(FA-06) Matt Shelton (fa)(FA-06) Gemara Williams (fa)(FA-06)	Doug Gabriel (5)(tr-OAK) Jonathan Smith (7)(w-BUF) Johnathan Sullivan (1)(tr-NO)  <b>RESERVE/PUP(1)</b> Patrick Pass (D7b-00)		Pierre Woods (fa)

(#) – indicates round drafted

(fa) – indicates non-drafted free agents



THREE-TIME SUPER BOWL CHAMPIONS





# UNOFFICIAL 2006 DEPTH CHART

Unofficial depth chart compiled by Patriots Media Relations, September 19, 2006

## OFFENSE

<b>WR:</b> 87 Reche Caldwell	85 Doug Gabriel	
<b>LT:</b> 72 Matt Light	<u>65 Wesley Britt</u>	
<b>LG:</b> 70 Logan Mankins	64 Gene Mruczkowski*	
<b>C:</b> 67 Dan Koppen	71 Russ Hochstein	
<b>RG:</b> 61 Stephen Neal	71 Russ Hochstein	
<b>RT:</b> <u>68 Ryan O'Callaghan</u>	77 Nick Kaczur*	
<b>TE:</b> 84 Benjamin Watson	<u>45 Garrett Mills*</u>	
<b>TE:</b> 82 Daniel Graham	<u>86 David Thomas</u>	
<b>WR:</b> 80 Troy Brown	<u>17 Chad Jackson</u>	81 Jonathan Smith*
<b>QB:</b> 12 Tom Brady	16 Matt Cassel	
<b>RB:</b> 28 Corey Dillon	<u>39 Laurence Maroney</u>	33 Kevin Faulk 44 Heath Evans

## DEFENSE

<b>LE:</b> 94 Ty Warren	99 Mike Wright	91 Marquise Hill
<b>NT:</b> 75 Vince Wilfork	96 Johnathan Sullivan*	<u>90 Le Kevin Smith*</u>
<b>RE:</b> 93 Richard Seymour	97 Jarvis Green	
<b>OLB:</b> 59 Roosevelt Colvin	<u>58 Pierre Woods*</u>	
<b>ILB:</b> 54 Tedy Bruschi	53 Larry Izzo	52 Eric Alexander
<b>ILB:</b> 55 Junior Seau	51 Don Davis	
<b>OLB:</b> 50 Mike Vrabel	95 Tully Banta-Cain	
<b>LCB:</b> 22 Asante Samuel	21 Randall Gay	
<b>RCB:</b> 27 Ellis Hobbs	30 Chad Scott	
<b>SS:</b> 37 Rodney Harrison	25 Artrell Hawkins*	
<b>FS:</b> 26 Eugene Wilson	36 James Sanders	<u>23 Willie Andrews</u>

## SPECIAL TEAMS

<b>K:</b> <u>3 Stephen Gostkowski</u>	8 Josh Miller
<b>P:</b> 8 Josh Miller	<u>3 Stephen Gostkowski</u>
<b>H:</b> 8 Josh Miller	16 Matt Cassel
<b>PR:</b> 80 Troy Brown	33 Kevin Faulk
<b>KR:</b> 33 Kevin Faulk	<u>39 Laurence Maroney</u>
<b>LS:</b> 66 Lonie Paxton	71 Russ Hochstein

Rookie and first-year players are underlined

Asterisk (\*) denotes player was inactive for the last game.

## PATRIOTS PRONUNCIATION GUIDE

Reche Caldwell .....	REE-shay	Dan Koppen.....	COPE-en
Matt Cassel .....	CASTLE	Gene Mruczkowski .....	merch-COW-ski
Stephen Gostkowski.....	gust-OW-ski	Ryan O'Callaghan.....	O'Callahan (silent "g")
Russ Hochstein.....	HOKE-stine	Le Kevin Smith.....	Lee • KEE-vin
Nick Kaczur .....	KÄ-zur		



THREE-TIME SUPER BOWL CHAMPIONS







# 2006 TRANSACTIONS

## MARCH, 2006

3/3 Hank Poteat ..... Re-Signed  
 3/6 Ross Tucker ..... Re-Signed  
 3/9 Artrell Hawkins ..... Re-Signed  
 Willie McGinest ..... Released  
 3/13 Chad Brown ..... Released  
 Ryan Krug ..... Released  
 3/16 Tyrone Poole ..... Released  
 3/17 Reche Caldwell ..... Signed  
 3/23 Chad Scott ..... Re-Signed  
 3/24 Troy Brown ..... Re-Signed  
 Stephen Neal ..... Re-Signed  
 3/27 Heath Evans ..... Re-Signed  
 3/29 Guss Scott ..... Re-Signed

## APRIL, 2006

4/3 Eric Warfield ..... Signed  
 4/6 Tebucky Jones ..... Signed  
 Martin Gramatica ..... Signed  
 4/11 Randall Gay ..... Re-Signed  
 4/29 Laurence Maroney ..... Drafted  
 Chad Jackson ..... Drafted  
 David Thomas ..... Drafted  
 4/30 Garrett Mills, Stephen Gostkowski, Ryan O'Callaghan,  
 Jeremy Mincey, Dan Stevenson, Le Kevin Smith,  
 and Willie Andrews ..... Drafted

## MAY, 2006

5/8 Barry Gardner ..... Signed  
 Jeremy Loyd ..... Signed  
 Remi Ayodele, Brian Barthelmes, Corey Bramlet,  
 Vernell Brown, Erik Davis, Kader Drame, Randy Hand,  
 Jarvis Herring, Keon Jackson, Corey Mays,  
 Freddie Roach, Matt Shelton, Sam Smith,  
 Gemara Williams and Pierre Woods  
 ..... Signed as Rookie Free Agents  
 5/15 Doug Flutie ..... Retired  
 Patrick Cobbs ..... Signed as a Rookie Free Agent  
 Jakari Wallace ..... Signed as a Rookie Free Agent  
 5/17 Sam Smith ..... Waived  
 5/25 Jeremy Loyd ..... Released

## JUNE, 2006

6/2 Keon Jackson ..... Waived  
 6/5 Johnathan Sullivan ..... Acquired via Trade (NO)  
 for WR Bethel Johnson  
 6/8 Jon Doty ..... Signed  
 6/16 Remi Ayodele ..... Waived  
 Jakari Wallace ..... Waived

## JULY, 2006

7/11 Willie Andrews ..... Signed  
 7/12 Dan Stevenson ..... Signed  
 7/18 Garrett Mills ..... Signed  
 7/19 Ryan O'Callaghan ..... Signed  
 7/20 Jeff Roehl ..... Waived  
 7/21 Le Kevin Smith ..... Signed  
 7/24 Chad Jackson, David Thomas,  
 Stephen Gostkowski, Jeremy Mincey,  
 and Keon Henry ..... Signed  
 Jon Doty ..... Waived  
 7/25 Gemara Williams ..... Waived  
 7/27 Chad Brown ..... Signed  
 Laurence Maroney ..... Signed  
 Gene Mruczkowski ..... Re-signed  
 Billy Yates ..... Re-signed  
 Ryan Claridge ..... Waived  
 Kader Drame ..... Waived  
 Bam Childress, Randall Gay, Rodney Harrison,  
 Chad Jackson, Nick Kaczur, Dan Koppen,  
 Patrick Pass, Lonie Paxton, Richard Seymour  
 and Johnathan Sullivan .. Placed on PUP list

## JULY, 2006 (Cont.)

7/28 Walter Rasby ..... Signed  
 Jarvis Herring ..... Released  
 7/31 Eddie Freeman ..... Signed  
 Kelvin Kight ..... Signed  
 Lonie Paxton ..... Removed from PUP list  
 Michael McGrew ..... Placed on Res./Left Camp list

## AUGUST, 2006

8/1 Bam Childress ..... Removed from PUP list  
 Chad Jackson ..... Removed from PUP list  
 8/7 Randall Gay, Rodney Harrison,  
 Dan Koppen, Richard Seymour  
 and Johnathan Sullivan .. Removed from PUP list  
 Mel Mitchell ..... Placed on Reserve/Injured  
 Matt Shelton ..... Placed on Reserve/Injured  
 8/8 Eddie Berlin ..... Signed  
 Ross Tucker ..... Traded to CLV for an  
 undisclosed draft choice  
 8/12 Gemara Williams ..... Signed  
 8/18 Junior Seau ..... Signed  
 Chris Luzar ..... Signed  
 Walter Rasby ..... Released  
 8/21 Jon Condo ..... Released  
 Todd Mortensen ..... Released  
 Brandon Gorin ..... Traded to ARZ for an  
 undisclosed draft choice  
 8/22 Nick Kaczur ..... Removed from PUP list  
 8/23 Martin Gramatica ..... Released  
 8/24 Erik Davis ..... Released  
 8/29 Brian Barthelmes, Keron Henry,  
 Rich Musinski, Hank Poteat, Freddie Roach  
 and Nick Steitz ..... Released

## SEPTEMBER, 2006

9/1 Patrick Cobbs ..... Traded to PIT for an  
 undisclosed draft choice  
 Monty Beisel, Eddie Berlin, Corey Bramlet,  
 Chad Brown, Vernell Brown, Eddie Freeman,  
 Chris Luzar, Jeremy Mincey, John Stone  
 and Eric Warfield ..... Released  
 9/2 Doug Gabriel ..... Acquired from OAK for an  
 undisclosed draft choice  
 Patrick Pass ..... Placed on Reserve/PUP  
 Barry Gardner ..... Placed on Reserve/Injured  
 Tebucky Jones ..... Placed on Reserve/Injured  
 Matt Shelton ..... Placed on Reserve/Injured  
 Gemara Williams ..... Placed on Reserve/Injured  
 Randy Hand, Kelvin Kight, Dan Klecko  
 Corey Mays, Guss Scott, Antwain Spann,  
 Dan Stevenson, Antonio Thomas  
 and Billy Yates ..... Released  
 9/3 Jonathan Smith ..... Claimed off of Waivers (BUF)  
 Bam Childress ..... Released  
 Kelvin Kight, Corey Mays, Antwain Spann,  
 Dan Stevenson, Antonio Thomas  
 and Billy Yates ..... Signed to practice squad  
 9/4 Bam Childress ..... Signed to practice squad  
 9/5 J.T. O'Sullivan ..... Signed to practice squad  
 9/10 Bam Childress ..... Signed to active roster  
 Jonathan Smith ..... Released  
 9/11 Deion Branch ..... Traded to SEA for an  
 undisclosed draft choice  
 9/12 Jonathan Smith ..... Re-Signed  
 Bam Childress ..... Released  
 9/13 Bam Childress ..... Re-Signed to practice squad



THREE-TIME SUPER BOWL CHAMPIONS





# INSIDE THE NUMBERS

## HOME SWEET HOME

**15.7**

The average number of points per game the Patriots have allowed in the history of Gillette Stadium. The number is the lowest in the NFL since the stadium opened in 2002.

**27-3**

The Patriots' record in their last 30 home games, a streak that includes a franchise-record 21-game home winning streak from 2002-05.

## PATRIOTS vs. BRONCOS

**3**

The number of opponents who hold a winning record at Gillette Stadium, of which Denver is one. The other teams are Green Bay and San Diego.

**3**

The number of times the Patriots will play the Broncos in the span of one year. The teams also squared off in Denver in October, 2005 and in January, 2006.

**2**

The number of times the Patriots have lost to the Broncos in the playoffs (1986 and 2005). Denver is the only team to which New England has lost more than once in the postseason.

**.375**

The Patriots' winning percentage against the Broncos (15-25), the lowest for New England of any of the seven other original American Football League teams.

## STREAKING

**51**

The number of consecutive games the Patriots have played since they last lost back-to-back games, dating back to December 2002. The NFL record is 60 games by the San Francisco 49ers from 1995-99. The next longest active streak in the NFL is the Denver Broncos with 22.

**5**

The number of consecutive 9+ win seasons for the Patriots, the longest current streak in the NFL.

**8**

The number of consecutive Patriots overtime victories, the longest current streak in the NFL.

**8**

The number of career receptions by Patriots linebacker Mike Vrabel (including playoffs). All eight receptions have been for touchdowns.

**91**

The number of consecutive games, including playoffs, that Tom Brady has started at quarterback.

**130**

The number of consecutive home games that the Patriots have sold out, including this week's game. The streak includes preseason, regular-season and playoff games and dates back to the 1994 regular-season opener.

## HOME COOKING

**38-8**

Tom Brady's career record in home games.

**0**

The number of teams to which the Patriots have lost twice at home since Brady became the starting quarterback in 2001. New England's eight home losses with Brady as a starter have come to eight different teams (including Denver).

**3.2-to-1**

Brady's ratio of touchdown passes (67) to interceptions (21) in his career in home games.

## THE DILLON FACTOR

**10,582**

Corey Dillon's career rushing yardage total, the highest total among any player on a current 53-man active roster.

**62**

The number of yards Dillon needs to pass Ricky Watters and claim 15th place on the NFL's all-time rushing list.

**25-4**

The Patriots' record in games in which Dillon has played since joining the Patriots prior to the 2004 season.

**1-4**

The Patriots record in games Dillon has missed during his Patriots tenure.

**4.3**

Corey Dillon's average yards per carry since joining the Patriots (2,521 yards on 590 rushes).

## MR. PATRIOT

**6,051**

The number of career receiving yards for Troy Brown, making him the second player in franchise history to reach the mark (Stanley Morgan, 10,352).

**15**

The number of receptions Brown needs to pass Stanley Morgan (534 career receptions) to become the Patriots' all-time leader.

**14**

The number of seasons in which Brown has donned a Patriots uniform, tying Bruce Armstrong and Steve Nelson for the second longest Patriots tenure, trailing only Steve Grogan (16 seasons).

**2**

The number of current NFL players who have been with their respective teams for more than the 14 seasons Brown has been a Patriot (Brett Favre, GB, and Jason Hanson, DET; 15 seasons).

## THE HEAD COACH

**32**

The number of years Bill Belichick has been an NFL coach, making him the longest tenured coach among the NFL's 32 head coaches.

**7**

The number of head coaches in the NFL or college who were assistant coaches under Belichick (Romeo Crennel, Eric Mangini, Nick Saban, Charlie Weis, Kirk Ferentz, Pat Hill and Al Groh).

**37-2**

Belichick's record in New England when the Patriots score 25 points or more.

**58-5**

Belichick's record in New England when the Patriots score 21 points or more.

## THE KRAFT ERA

**4**

The number of times the Patriots have appeared in the Super Bowl since Robert Kraft bought the team in 1994. No other team has made more than two Super Bowl appearances in that span.

**13**

The number of playoff victories for the Patriots since 1994, more than any other team in the NFL during that span.

**132-80**

The Patriots' overall record since Robert Kraft purchased the team in 1994 (including postseason), a .623 winning percentage.

**75-30**

The Patriots' record at home since 1994, including regular-season and postseason games, a winning percentage of .714.

**31-6**

The Patriots' record at Gillette Stadium, including regular-season and postseason games (.838 win pct)..



THREE-TIME SUPER BOWL CHAMPIONS





# PATRIOTS IN THE COMMUNITY

## SHINING LIGHT IN THE COMMUNITY

New England Patriots offensive lineman Matt Light hosted his second annual Celebrity Shoot-Out, a clay-shooting event to benefit the Matt Light Foundation on September 12th at Addieville East Farm in Mapleville, RI.

The Celebrity Shoot-Out featured over 100 contestants, including Patriots players, competing in a clay shooting competition. The entry fee, \$1,000 per person or \$3,000 per team, went directly to the Light Foundation, the non-profit charitable organization established by Light in 2001 that strives to ensure that all youth have an opportunity to grow physically, spiritually and mentally by providing positive opportunities for them to learn and grow in to healthy and productive adults. Recent activities sponsored by the Light Foundation include the building of the Light Foundation Baseball Field in Ohio, the creation of the Light Foundation Scholarship Fund for students in Ohio and Massachusetts and an Easter project that supplied funding to provide for Easter baskets and gifts to underserved youth in the community of Greenville, OH. In 2005, Light donated \$25,000 to Children's Hospital Boston to support research in the area of prenatal diagnosis of heart conditions using echocardiography after the technology was used to diagnose his son's heart condition.


Other Patriots players on hand at the Light Celebrity Shoot-Out included Matt Cassel, Ellis Hobbs, Larry Izzo, Mike Vrabel and Ty Warren, among many others.

## JARVIS GREEN WINS 4TH ANNUAL RON BURTON COMMUNITY SERVICE AWARD

Defensive lineman Jarvis Green was selected as the recipient of the 2006 New England Patriots Ron Burton Community Service Award. Patriots Chairman and CEO Robert Kraft presented Green with the award at the team's annual Kickoff Gala, held in the Fidelity Investments Clubhouse at Gillette Stadium on August 29, 2006. The award is named in honor of Ron Burton, the first player drafted by the team and known for his widespread charitable work throughout Eastern and Central Massachusetts.

Green, 27, has made an impact in both the New England and Louisiana communities in the five years since he was drafted by the Patriots in 2002. He has consistently ranked among the Patriots players who attend the most team-sponsored charitable events each season. In addition, the Louisiana native has committed his time to several Hurricane Katrina relief efforts both in Massachusetts and New Orleans. Last season, Green was part of a group of Patriots players who made a trip to Otis Air National Guard Base on Cape Cod to take clothing to Hurricane Katrina evacuees that had been displaced to Massachusetts. He has also started a fund with his Louisiana-based family members that recognizes Louisiana natives who gave their assistance to Katrina victims in unheralded ways, such as taking in other families or children in the wake of the storm. This fund has also helped to host free breakfasts at local churches. Green hopes to provide ongoing support to New Orleans natives in coming years and will actively fundraise in support of the cause.

Green, who also contributes to the Boston community through personal appearances at local schools and hospitals, is the fourth Patriot to be selected as the Ron Burton Award winner, joining past honorees Joe Andruzzi (2003), Troy Brown (2004) and Matt Light (2005).



Patriots Chairman and CEO Robert Kraft presents Jarvis Green with the New England Patriots Ron Burton Community Service Award at the team's Kickoff Gala on August 29, 2006.