

2011 NEW ENGLAND PATRIOTS

# POSTSEASON

GUIDE



CHAMPIONSHIP



THE NEW ENGLAND PATRIOTS DEDICATE THE 2011 SEASON  
TO THE LOVING MEMORY OF MYRA H. KRAFT

**AFC Championship**  
**Patriots vs. Ravens**  
January 22, 2012



THE NEW ENGLAND PATRIOTS DEDICATE THE  
2011 SEASON TO THE LOVING MEMORY OF

*Myra  
Kraft*

(1942-2011)



# NEW ENGLAND PATRIOTS PRESS RELEASE



SUPER BOWL CHAMPIONS  
XXXVI, XXXVIII & XXXIX



Gillette Stadium ★ One Patriot Place ★ Foxborough, MA 02035 ★ 508.384.9105 ★ Fax: 508.543.9053 ★ www.patriots.com ★ http://media.patriots.com



## PATRIOTS HOST RAVENS IN AFC CHAMPIONSHIP GAME



### MEDIA SCHEDULE

#### WEDNESDAY, JANUARY 18

10:15-11:30 Media Check-In  
11:00-11:15 Bill Belichick Media Availability  
11:15-12:00 Open Locker Room  
11:15 Tom Brady, Vince Wilfork and Jerod Mayo Media Availability  
Approx. 1:15 Local Media Access to Practice

#### THURSDAY, JANUARY 19

10:30-11:30 Media Check-In  
11:00 Bill Belichick Media Availability  
11:15 Vince Wilfork National Conference Call  
11:15 Tom Brady, Brian Waters and Patrick Chung Availability  
11:15-12:00 Open Locker Room  
Approx. 1:10 Local Media Access to Practice

#### FRIDAY, JANUARY 19

10:15-10:45 Media Check-In  
10:45 Bill Belichick Media Availability  
Approx. 11:50 Local Media Access to Practice  
1:45-2:30 Open Locker Room

### 2011 PATRIOTS RESULTS

#### REGULAR SEASON (13-3)

Date	Opponent	Score	Result
Mon., Sept. 12	at Miami	38-24	W
Sun., Sept. 18	San Diego	35-21	W
Sun., Sept. 25	at Buffalo	31-34	L
Sun., Oct. 2	at Oakland	31-19	W
Sun., Oct. 9	N.Y. Jets	30-21	W
Sun., Oct. 16	Dallas	20-16	W
Sun., Oct. 23		BYE WEEK	
Sun., Oct. 30	at Pittsburgh	17-25	L
Sun., Nov. 6	N.Y. Giants	20-24	L
Sun., Nov. 13	at N.Y. Jets	37-16	W
Mon., Nov. 21	Kansas City	34-3	W
Sun., Nov. 27	at Philadelphia	38-20	W
Sun., Dec. 4	Indianapolis	31-24	W
Sun., Dec. 11	at Washington	34-27	W
Sun., Dec. 18	at Denver	41-23	W
Sat., Dec. 24	Miami	27-24	W
Sun., Jan. 1	Buffalo	49-21	W

#### AFC PLAYOFFS (1-0)

Sat, Jan. 14 Denver 45-10 W

### AFC EAST STANDINGS

Team	W	L	T	Pct.	PF	PA
NEW ENGLAND	13	3	0	.813	513	342
New York Jets	8	8	0	.500	377	363
Miami Dolphins	6	10	0	.375	329	313
Buffalo Bills	6	10	0	.375	372	434

### PATRIOTS MEDIA WEBSITE

The Patriots' media-only website, located at <http://media.patriots.com>, will also serve as the team's primary credentialing system in 2011. Registered users can apply for credentials by clicking on the upper right corner of the page.

### NEW ENGLAND PATRIOTS (1-0) vs. BALTIMORE RAVENS (1-0)

Sunday, January 22, 2012 ★ Gillette Stadium (68,756) ★ 3:00 p.m.

The New England Patriots will advance to their eighth AFC Championship Game in franchise history after defeating the Denver Broncos 45-10 in an AFC Divisional playoff game last Saturday night at Gillette Stadium. The Patriots will host the Baltimore Ravens, who beat the Houston Texans 20-13 last Sunday in an AFC Divisional Playoff game in Baltimore. The Patriots will be hosting their fourth AFC Championship Game, including their third at Gillette Stadium.

### PATRIOTS IN THE AFC CHAMPIONSHIP

The Patriots have compiled a 6-1 all-time record in AFC Championship Games, including a 3-0 record at home and a 2-0 record at home at Gillette Stadium. The only AFC Championship loss was in 2006 at Indianapolis.

### PATRIOTS DIVISIONAL PLAYOFF RESULTS (6-1)

Date	Round	Opponent	W/L	Score
01/12/86	AFC Championship	at Miami	W	31-14
01/12/97	AFC Championship	Jacksonville	W	20-6
01/27/02	AFC Championship	at Pittsburgh	W	24-17
01/18/04	AFC Championship	Indianapolis	W	24-14
1/23/05	AFC Championship	at Pittsburgh	W	41-27
01/21/07	AFC Championship	at Indianapolis	L	34-38
01/20/08	AFC Championship	San Diego	W	21-12

### BROADCAST INFORMATION

**TELEVISION:** This week's game will be broadcast to a national audience by **CBS** and can be seen in Boston on **WBZ-TV Channel 4**. **Jim Nantz** will handle play-by-play duties with **Phil Simms** providing color. The game will be produced by **Lance Barrow** and directed by **Mike Arnold**.

**NATIONAL RADIO:** This week's game will be broadcast to a national audience by **Westwood One Radio Sports**. **Dave Sims** and **James Lofton** will call the game. **Tony Boselli** will provide sideline analysis. **Univision** will broadcast the game in Spanish with **Raul Striker, Jr.** and **Joaquin Duro** calling the game.

**RADIO:** 98.5 FM, The Sports Hub, is the flagship station for the **Patriots Radio Network**. Play-by-play broadcaster **Gil Santos** is in his 35th season as the voice of the Patriots and will call the action along with Patriots Hall of Famer **Gino Cappelletti**. **Scott Zolak** will provide sideline analysis.

### PATRIOTS CLINCH PLAYOFF BERTH FOR THE 13<sup>TH</sup> TIME IN KRAFT'S 18 YEARS OF OWNERSHIP

The Patriots have qualified for the playoffs 19 times in their 52-year history. Thirteen of those playoff berths have come in the 18 seasons since Robert Kraft purchased the team in 1994, a dramatic contrast to the six total playoff berths that the team earned in its first 34 years of existence.

### PATRIOTS EARN NUMBER ONE SEED IN AFC PLAYOFF FIELD FOR SECOND STRAIGHT SEASON

The Patriots are the number one seed in the AFC playoff field for the second straight season. The Patriots have now earned the number one seed four times (2011, 2010, 2007 and 2003) in the past nine seasons. New England is the first team since Philadelphia (2002, 2003 and 2004) to have the top seed in its conference in at least two straight years and is the first AFC team to have the first seed in two straight years since Buffalo in 1990 and 1991.

### PATRIOTS DEDICATE 2011 SEASON TO MYRA KRAFT


The Patriots dedicated the 2011 season to the loving memory of Myra Kraft, who passed away on July 20 after a courageous battle with cancer. Every Patriots player and coach are honoring Myra's memory by wearing a patch with her initials on it in recognition of her lifelong contributions to the local and global philanthropic community and her influence on the charitable mission of the entire Patriots organization. The patch has been worn on the left chest of every player throughout the season.





# ROBERT KRAFT NEWS & NOTES

Since Robert Kraft purchased the team in 1994, the Patriots have experienced one of the most dramatic turnarounds in the history of sports. Now in his 18th season of ownership, Kraft has transformed one of the league's least successful clubs into what many observers view as a model NFL franchise. In the five seasons immediately preceding his purchase (1989-93), the Patriots were a moribund team, winning just 19 of 80 games (.311 pct.) and recording the worst record in the NFL over that span. When he bought the franchise on Jan. 21, 1994, Kraft announced his intention to bring a championship to New England, a tall order considering the team's previous success rate. But under Kraft's leadership, the Patriots have won more division titles (11), conference crowns (5) and Super Bowl championships (3) than any other NFL team. The Patriots have made five Super Bowl appearances since Kraft purchased the team, a period during which no other NFL franchise has earned more than three berths. In Kraft's 18 seasons, the Patriots qualified for the playoffs 13 times, more than doubling the franchise's accomplishments during its first 34 seasons.



	<b>Pre-Kraft 1960-93</b>	<b>1989-93</b>	<b>Kraft Era 1994-11</b>
Overall Record	225-276-9	19-61	211-104
Winning Pct.	.450	.311	.670
Super Bowl Titles	0	0	3
Conference Titles	1	0	5
Division Titles	3	0	11
Playoff Seasons	6	0	13
Playoff Record	4-6	--	18-9
Home Playoff Games	1	0	14
Home Playoff Record	0-1	--	12-2

## A CHAMPIONSHIP TRADITION

### MULTIPLE LEAGUE CHAMPIONSHIPS SINCE 2001

Team	League	Titles
Los Angeles Lakers.....	NBA.....	4
<b>New England Patriots.....</b>	<b>NFL.....</b>	<b>3</b>
San Antonio Spurs.....	NBA.....	3

### HIGHEST WINNING PERCENTAGE IN MAJOR PROFESSIONAL SPORTS SINCE 2001

Team	League	PCT
<b>New England Patriots.....</b>	<b>NFL.....</b>	<b>.761</b>
San Antonio Spurs.....	NBA.....	.703
Dallas Mavericks.....	NBA.....	.693
Detroit Red Wings.....	NHL.....	.679
Pittsburgh Steelers.....	NFL.....	.673
Indianapolis Colts.....	NFL.....	.665

## 192 GAME SELLOUT STREAK

In the early 1990s, the Patriots seemed destined for relocation until Robert Kraft's purchase of the team rejuvenated local interest. In 1991, the season ticket base was just 17,635, barely enough to support the club. Now, the season-ticket base stands at a capped total of approximately 62,000 and more than 50,000 fans are on a season ticket waiting list. The Patriots have sold out 192 consecutive home games, including playoff and preseason games (dating back to the 1994 season opener)

## SINCE ROBERT KRAFT PURCHASED THE TEAM IN 1994...

### TOTAL VICTORIES SINCE 1994 (Regular Season)

<b>New England Patriots.....</b>	<b>193</b>
Green Bay Packers.....	185
Pittsburgh Steelers.....	184
Indianapolis Colts.....	172

### TOTAL VICTORIES SINCE 1994 (Incl. Postseason)

<b>New England Patriots.....</b>	<b>211</b>
Pittsburgh Steelers.....	201
Green Bay Packers.....	200
Indianapolis Colts.....	183
Denver Broncos.....	174
Philadelphia Eagles.....	173

### WINNING PERCENTAGE SINCE 1994 (Incl. Postseason)

Team	W	L	T	Pct.
<b>New England Patriots.....</b>	<b>211</b>	<b>104</b>	<b>0</b>	<b>.670</b>
Pittsburgh Steelers.....	201	113	1	.640
Green Bay Packers.....	200	114	0	.637
Indianapolis Colts.....	183	128	0	.588
Denver Broncos.....	174	129	0	.574
Philadelphia Eagles.....	173	135	2	.561
Minnesota Vikings.....	160	143	0	.528

### SUPER BOWL CHAMPIONSHIPS SINCE 1994

<b>New England Patriots.....</b>	<b>3</b>
Green Bay.....	2
Pittsburgh Steelers.....	2
Denver Broncos.....	2
8 Teams.....	1

### CONFERENCE CHAMPIONSHIPS SINCE 1994

<b>New England Patriots.....</b>	<b>5</b>
Pittsburgh Steelers.....	4
Green Bay Packers.....	3
Denver Broncos.....	2
St. Louis Rams.....	2
Indianapolis Colts.....	2
New York Giants.....	2
14 Teams.....	1

### DIVISION CHAMPIONSHIPS SINCE 1994

<b>New England Patriots.....</b>	<b>11</b>
Pittsburgh Steelers.....	10
Green Bay Packers.....	8
Indianapolis Colts.....	8

### PLAYOFF VICTORIES SINCE 1994

<b>New England Patriots.....</b>	<b>18</b>
Pittsburgh Steelers.....	17
Green Bay Packers.....	15
Philadelphia Eagles.....	11
Indianapolis Colts.....	11

### PLAYOFF GAMES PLAYED SINCE 1994

<b>New England Patriots.....</b>	<b>27</b>
Pittsburgh Steelers.....	27
Green Bay Packers.....	26
Indianapolis Colts.....	23
Philadelphia Eagles.....	22
Denver Broncos.....	15
San Francisco 49ers.....	14

### PLAYOFF SEASONS SINCE 1994

<b>New England Patriots.....</b>	<b>13</b>
Indianapolis Colts.....	13
Green Bay Packers.....	13
Pittsburgh Steelers.....	12
Philadelphia Eagles.....	11
Dallas Cowboys.....	9

### PLAYOFF WINNING PERCENTAGE SINCE 1994

Team	W	L	Pct.
<b>New England Patriots.....</b>	<b>18</b>	<b>9</b>	<b>.667</b>
Pittsburgh Steelers.....	17	10	.630
Arizona Cardinals.....	5	3	.625
Baltimore Ravens.....	10	6	.625
Denver Broncos.....	9	6	.600
New Orleans Saints.....	6	4	.600
Carolina Panthers.....	6	4	.600

## KEY TO LOCKOUT'S END

Robert Kraft played a key role in helping reach a deal with the NFL players that ended the lockout. At the press conference to announce the agreement, Indianapolis Colts center Jeff Saturday commented on Kraft's role in the negotiations, "Without him, this deal does not get done. He is a man who helped us save football and we're so [grateful] for that. We're [grateful] for his family and for the opportunity he presented to get this deal done."



# PATRIOTS HOME DOMINANCE



Since the Patriots moved to Gillette Stadium in 2002, they have celebrated more regular season and postseason wins than any other team in the NFL. The Patriots have the highest point differential at home in that time and are among the top three offensive and defensive leaders at home. The Patriots home dominance is especially strong against NFC teams.

## REGULAR SEASON HOME RECORD SINCE 2002

Rank	Team	W	L	T	Pct.
1	<b>New England</b>	67	13	0	0.838
2	Baltimore	61	19	0	0.763
3	Indianapolis	59	21	0	0.738
4	Pittsburgh	58	21	1	0.731
5	San Diego	55	25	0	0.688

## HOME PLAYOFF RECORD SINCE 2002 (MIN. 5 GAMES)

Rank	Team	W	L	Pct
1	Seattle	5	1	0.833
2	<b>New England</b>	8	2	0.800
3t	Philadelphia	5	2	0.714
3t	Pittsburgh	5	2	0.714
5	Indianapolis	6	3	0.667

## HOME RECORD SINCE 2002 (INCLUDING PLAYOFFS)

Rank	Team	W	L	T	Pct.
1	<b>New England</b>	75	15	0	0.833
2	Baltimore	62	21	0	0.747
3	Pittsburgh	64	23	1	0.733
4	Indianapolis	65	24	0	0.730
5	San Diego	57	28	0	0.671

## HOME RECORD AFTER HALLOWEEN SINCE 2002

Rank	Team	W	L	T	Pct.
1	<b>New England</b>	35	8	0	0.814
2	Green Bay	34	10	0	0.773
3	Baltimore	36	11	0	0.766
4	Indianapolis	37	13	0	0.740
5	San Diego	32	14	0	0.696

## HOME RECORD VS. NFC SINCE 2002

Rank	Team	W	L	T	Pct.
1	<b>New England</b>	18	2	0	0.900
2	Pittsburgh	17	2	1	0.875
3	Baltimore	18	3	0	0.857
4	Jacksonville	15	6	0	0.714
5	Indianapolis	14	6	0	0.700

## HOME RECORD VS DIVISIONAL OPPONENTS SINCE 2002

Rank	Team	W	L	T	Pct.
1t	<b>New England</b>	25	5	0	0.833
1t	Indianapolis	25	5	0	0.833
3	Green Bay	23	7	0	0.767
4t	Seattle	22	8	0	0.733
4t	Pittsburgh	22	8	0	0.733
6	San Diego	21	9	0	0.724
7	Minnesota	20	10	0	0.667

## POINT DIFFERENTIAL AT HOME SINCE 2002

Rank	Team	Point Differential
1	<b>New England</b>	826
2	Baltimore	696
3	San Diego	624
4	Pittsburgh	604
5	Indianapolis	579

## POINTS ALLOWED PER GAME AT HOME SINCE 2002

Rank	Team	Points Allowed
1	Baltimore	15.6
2	<b>New England</b>	16.6
3	Pittsburgh	16.8
4	New York Jets	18.0
5	Jacksonville	18.6

## POINTS SCORED PER GAME AT HOME SINCE 2002

Rank	Team	Points Scored
1	San Diego	27.8
2	<b>New England</b>	27.0
3	Green Bay	26.9
4	Indianapolis	26.1
5	New Orleans	25.8



# PATRIOTS VS. RAVENS

## SERIES HISTORY

The Patriots and Ravens have squared off six times in the regular season since the Baltimore franchise was founded following the Cleveland Browns' move to Baltimore in 1996 and one time in the postseason.

New England owns a perfect 6-0 record over Baltimore. The Patriots and Ravens played in their first postseason meeting in 2009 with Baltimore taking a 33-14 win in a Wild Card matchup at Gillette Stadium on Jan. 10, 2010.

The Ravens' first trip to Gillette Stadium came on Nov. 28, 2004 with the Patriots claiming a 24-3 victory. Baltimore's first visit to Foxborough was the final game of the 1999 regular season, a 20-3 New England win. The first meeting between the teams came during the Ravens' first season in Baltimore, when the Patriots prevailed 46-38 on Oct. 6, 1996. The 84 total points scored by both teams in that game rank as the second-highest total number of points in a game in Patriots history to the 86 points in a 43-43 tie with Oakland in 1964.



The Ravens' first season in Baltimore, when the Patriots prevailed 46-38 on Oct. 6, 1996. The 84 total points scored by both teams in that game rank as the second-highest total number of points in a game in Patriots history to the 86 points in a 43-43 tie with Oakland in 1964.

### Regular Season - Patriots 6, Ravens 0

Date	Result	Score	H/A	Stadium
10/06/96	W	46-38	A	Memorial Stadium
01/02/00	W	20-3	H	Foxboro Stadium
11/28/04	W	24-3	H	Gillette Stadium
12/03/07	W	27-24	A	M&T Bank
10/04/09	W	27-21	H	Gillette Stadium
10/17/10	W	(ot)23-20	H	Gillette Stadium

### Postseason - Ravens 1, Patriots 0

Date	Result	Score	H/A	Stadium
01/10/10	L	14-33	H	Gillette Stadium

## TALE OF THE TAPE

2011 Regular Season Record	New England	Baltimore
Divisional Standings	1st	1st
Total Yards Gained	6,848	5,419
Total Offense (Rank)	428.0 (2)	338.7 (15)
Rush Offense	110.3 (20)	124.8 (10)
Pass Offense	317.8 (2)	213.9 (19)
Points Per Game	32.1 (3)	23.6 (12)
Total Yards Allowed	6,577	4,622
Total Defense (Rank)	411.1 (31)	288.9 (3)
Rush Defense	117.1 (17)	92.6 (3)
Pass Defense	293.9 (31)	196.3 (4)
Points Allowed/Game	21.4 (15)	16.6 (4)
Possession Avg.	28:47	30:35
Sacks Allowed/Yards Lost	32/173	33/206
Sacks Made/Yards	40/274	48/290
Total Touchdowns Scored	61	41
Penalties Against/Yards	87/815	92/742
Punts/Avg.	57/46.5	73/46.5
Turnover Differential	+17 (3)	+2 (11t)

## PATRIOTS VS. RAVENS PREDECESSORS

From 1970-83, the Patriots faced the Baltimore Colts 27 times, recording a 12-15 record in those games. The Colts moved to Indianapolis prior to the 1984 season and Baltimore was without an NFL team until the Cleveland Browns moved to Baltimore and became the Ravens in 1996. Prior to the move, the Patriots were 4-11 against the Browns, including a 2-4 record against Cleveland while Bill Belichick was the Browns' head coach from 1991-95.

## PASSING PERFORMANCES

Tom Brady is slated to start against the Ravens in the regular season for just the fourth time in his career

### Tom Brady vs. Baltimore (4-0)

#### Regular Season

Date	H/A	A	C	Yd	TD	I	W/L	Score
11/28/04	H	30	15	172	0	0	W	24-3
12/03/07	A	38	18	257	2	1	W	27-24
10/04/09	H	32	21	258	1	0	W	27-21
10/17/10	H	44	27	292	1	2	W	23-20 (ot)
<b>Totals</b>		<b>144</b>	<b>81</b>	<b>979</b>	<b>4</b>	<b>3</b>	<b>4-0</b>	

### Tom Brady vs. Baltimore (0-1)

#### Postseason

Date	H/A	A	C	Yd	TD	I	W/L	Score
01/10/10	H	42	23	154	2	3	L	14-33

## PATRIOTS VS. AFC NORTH

The Patriots are 15-4 all-time against the AFC North in the regular-season since it was founded in 2002. The only AFC North losses for New England were to the Steelers (3) and Browns (1). New England is 1-1 against the AFC North in the postseason with a 2004 AFC Championship Game win at Pittsburgh and a 2009 loss at home to Baltimore.

## LAT MEETING:

### PATRIOTS 23, BALTIMORE 20 (overtime)

October 17, 2010 ★ Gillette Stadium

	1	2	3	4	OT	Final
<b>Baltimore Ravens</b>	3	7	7	3	0	<b>20</b>
<b>New England Patriots</b>	7	0	3	10	3	<b>23</b>

Kicker Stephen Gostkowski drilled a 35-yard field goal in overtime to give New England a 23-20 victory over the Baltimore Ravens. QB Tom Brady tallied his 30<sup>th</sup> career game-winning performance to lead his team to a victory from a fourth quarter deficit after the Patriots were behind 20-10 early in the fourth quarter.

Brady, who finished the game 27-of-44 for 292 yards, completed 16-of-24 passes for 156 yards with one touchdown during the rally as New England scored the final 13 points to get the win. WR Deion Branch, who made his return following four seasons in Seattle, caught a 5-yard touchdown pass from Brady to cap an 8-play, 60-yard drive that cut the deficit to 20-17 early in the fourth quarter. Branch recorded his second highest regular-season total with nine receptions for 98 yards and the touchdown. RB Danny Woodhead helped keep the touchdown drive alive with runs of 14 and 12 yards on back-to-back plays.

The Patriots defense came up big on the ensuing drive when Vince Wilfork and Gerard Warren combined to stop Baltimore QB Joe Flacco on a third-and-1 to force a punt. Brady took over and led a drive from the New England 14-yard line that was highlighted by a 22-yard pass to Branch and a 24-yard pass to TE Rob Gronkowski to help get into position for a 24-yard field goal by Gotskowski to tie the game at 20.

Rookie P Zoltan Mesko boomed a 65-yard punt in overtime to significantly change the field position, giving the Ravens possession at their own 19-yard line after the Patriots faced a fourth-and-6 from their own 16-yard line. The Patriots defense stopped Baltimore on three straight plays, and on the next series Brady completed a 23-yard pass to Branch to get into Baltimore territory and set up the game-winning field goal.

Baltimore scored on its opening drive when K Billy Cundiff capped a 15-play drive with a 26-yard field goal. After both



# PATRIOTS VS. RAVENS

## LAT MEETING (continued)

teams exchanged punts, RB BenJarvus Green-Ellis put New England in front with a 2-yard touchdown run. The Ravens took a 10-7 halftime lead after a 16-yard touchdown pass from Flacco to TE Todd Heap and then made it 17-7 when Flacco connected on a 5-yard touchdown pass to WR Anquan Boldin on a play that was set by a Baltimore interception. A pair of field goals by each team left the Ravens with a 20-10 lead seven seconds into the final quarter.

## CONNECTIONS

### New England Ties

- Ravens two-time All-Pro and six-time Pro Bowl selection **C Matt Birk** attended Harvard University from 1994-1998 before being drafted in the sixth round (173 overall) by the Minnesota Vikings in the 1998 NFL draft.
- Ravens **RB Matt Lawrence**, Injured Reserve, attended the University of Connecticut (2003-2004) before transferring to the University of Massachusetts-Amherst (2005-2007). Lawrence went undrafted out of UMass in 2007, but was signed by the Chicago Bears as an undrafted free agent that same year.
- Ravens Assistant Head Coach/Special Teams Coordinator **Jerry Rosburg** was the secondary coach at Boston College from 1997-1998.
- Ravens Defensive Line Coach **Clarence Brooks** went to high school in New Bedford, Mass. before playing guard at the University of Massachusetts-Amherst from 1970-1972. Four years later, Brooks received his first full-time coaching position from UMass where he served as the Defensive Ends coach from 1976-1980.
- Ravens Offensive Quality Control Coach **Jason Brooks**, son of Clarence Brooks, was born in Amherst, Mass. Brooks, like his father, severed as a coach at UMass. Brooks acted as the Assistant Defensive Backs coach during the 2007 season for the Minutemen.
- Ravens Assistant Strength and Conditioning Coach **John Dunn** was born in Great Barrington, Mass.
- Ravens Offensive Assistant/Quarterbacks Coach **Craig Ver Steeg** served as the Quarterbacks/Wide Receivers Coach at Harvard University from 1994-1995.

### Baltimore, Md. Ties

- Patriots Head Coach **Bill Belichick** was raised in Annapolis, Md. and attended Annapolis High School before enrolling at Phillips Academy in Andover, Mass. Additionally, Belichick got his first coaching position with the Baltimore Colts as a special assistant in 1975.
- Offensive Coordinator/Quarterbacks Coach **Bill O'Brien** served as the Running Backs Coach for the University of Maryland from 2003-2004.

### Former Patriots

- Ravens Linebackers Coach **Dean Pees** served as the Linebackers coach for the Patriots from 2004-2005 and as the Defensive Coordinator from 2006-2009.

### Former Teammates

- Patriots **DE Mark Anderson** played with Ravens **LB Brendon Ayanbadejo** in Chicago for the 2006-2007 seasons.
- Patriots **WR Wes Welker** teamed up with **Ayanbadejo** in Miami for the 2004 season.
- Patriots **DE Shaun Ellis**, **S James Ihedigbo**, and **RB Danny Woodhead** all spent time with Ravens **DB Emanuel Cook** while with the New York Jets during parts of the 2009 and 2010 seasons.
- Ravens **FB Vonta Leach** has played with four different Patriots including **LB Rob Ninkovich** (2006- New Orleans), **LB Tracy White** (2006- Green Bay), and **DE Mark Anderson** and **DB Antwaun Molden** (2010- Houston).
- Patriots **G Brian Waters** played with Ravens **S Bernard Pollard** from 2006-2008 in Kansas City.

## CONNECTIONS (continued)

- Patriots **DE Mark Anderson** played with Ravens **S Bernard Pollard** during the 2010 season in Houston while **DB Antwaun Molden** played with **Pollard** from 2009-2010 with the Texans.
- Patriots **WR Deion Branch** played alongside Ravens **DT Cory Redding** in Seattle during the 2009 season.
- Ravens **RB Ricky Williams** spent seven seasons with the Miami Dolphins (2002-2003, 2005, and 2007-2010) during the course of his tenure in Miami, Williams played with Patriots **WR Wes Welker** (2005), **LB Rob Ninkovich** (2007), and **G Donald Thomas** (2008-2010).
- Patriots **G Brian Waters** played with Ravens **TE Kris Wilson** from 2004-2007 in Kansas City.
- Patriots **G/C Nick McDonald** was a part of the Super Bowl Champion Green Bay Packers with Ravens **WR Patrick Williams**, Practice Squad, during the 2010 season.

### Former Ravens

- Patriots Special Teams Coach **Scott O'Brien** worked for the Baltimore Ravens as the Special Teams Assistant from 1996-1998.

### Former College Teammate

- Patriots **LB Jerod Mayo** was teammates with Ravens **LS Morgan Cox** at the University of Tennessee from 2006-2007.
- Patriots **S Patrick Chung** and Ravens **TE Ed Dickson** attended the University of Oregon together from 2006-2008. Patriots
- **DT Vince Wilfork** played the 2001 season at the University of Miami- Fla. with Ravens **T Bryant McKinnie** and **S Ed Reed**.
- Patriots **DT Kyle Love** attended the University of Mississippi State with Ravens **DE Pernell McPhee** from 2007-2009.
- Patriots **RB BenJarvus Green-Ellis** lanes were opened up by Ravens **T Michael Oher** from 2006-2007 while at the University of Mississippi.
- Patriots **LB Rob Ninkovich** played with Ravens **S Bernard Pollard** for two seasons at Purdue University from 2004-2005.
- Patriots **WR Tiquan Underwood** and Ravens RB Ray Rice attended Rutgers University from 2005-2008.
- Patriots **T Nate Solder** was teammates with Ravens **CB Jimmy Smith** for his entire college career while at the University of Colorado.

## 2012 PATRIOTS OPPONENTS

In 2012 the Patriots will play each of the other AFC East rivals twice and will play one game against each of the AFC South and NFC West teams. As the first-place team in the AFC East, the Patriots will play the first-place teams of the AFC West (Denver) and the AFC North (Baltimore).

	HOME			AWAY			
Team	W	L	Pct.	Team	W	L	Pct.
San Francisco 49ers	13	3	.813	Baltimore Ravens	12	4	.750
Houston Texans	10	6	.625	Tennessee Titans	9	7	.563
Denver Broncos	8	8	.500	New York Jets	8	8	.500
New York Jets	8	8	.500	Seattle Seahawks	7	9	.438
Arizona Cardinals	8	8	.500	Miami Dolphins	6	10	.375
Miami Dolphins	6	10	.375	Buffalo Bills	6	10	.375
Buffalo Bills	6	10	.375	Jacksonville Jaguars	5	11	.313
Indianapolis Colts	2	14	.125	St. Louis Rams	2	14	.125



# PATRIOTS 2011 TEAM NOTES

## POSTSEASON NOTES

### KRAFT ERA

- The Patriots won their 18<sup>th</sup> playoff game since Robert Kraft purchased the team in 1994 with a 45-10 win vs. Denver. New England's 18 playoff victories over that span are the most in the NFL (Pittsburgh, 17).

### TEAM NOTES

- The Patriots scored 45 points and gained 509 net yards against Denver in the Divisional round, with both numbers standing as single-game franchise playoff records. The Patriots previous bests were 41 points in an AFC Championship Game win at Pittsburgh (01/23/05) and 481 net yards in the Super Bowl XXXVIII win vs. Carolina (02/01/04).

### BILL BELICHICK

- Belichick improved his career playoff record to 16-6 (.727) with the win vs. Denver. Belichick's 16 career playoff wins tie Chuck Noll for the fourth highest total by any head coach in NFL history, trailing Tom Landry (20), Don Shula (19) and Joe Gibbs (17).

### TOM BRADY

- Brady has 15 career postseason wins with an overall record of 15-5. His .750 winning percentage is the best postseason winning percentage by a starting quarterback (minimum of 15 starts). Terry Bradshaw (14-5, .737) is second. Brady needs one more postseason victory to match Joe Montana (16) for the most postseason wins by a starting quarterback.
- Brady now has 36 postseason touchdowns, third in NFL postseason history to Joe Montana (45) and Brett Favre (44).
- Brady threw for 363 yards against Denver in the Divisional round to set a new single-game Patriots playoff record, besting the 354 yards he had in Super Bowl XXXVIII vs. Carolina.
- Brady tied an NFL single-game playoff record with six touchdown passes against Denver in the Divisional round. Daryle Lamonica of Oakland (1969 vs. Houston) and Steve Young of San Francisco (Super Bowl XXIX vs. San Diego) also had six touchdown passes in a playoff game
- Brady moved past Dan Marino (4,510) into fifth place on the all-time postseason passing list with 4,770 yards. John Elway is in fourth place with 4,964 yards. Brady needs 195 yards to move ahead of Elway and 230 yards to become the fourth player with 5,000 postseason passing yards.

### ROB GRONKOWSKI

- Gronkowski tied an NFL record for most touchdown receptions in a postseason game with three vs. Denver. It is the 17<sup>th</sup> time in NFL history a player has had three touchdown receptions in a postseason game. Gronkowski and Dave Casper of Oakland (1977 vs. Baltimore) are the only tight ends of that group.
- Against Denver, Gronkowski (10 rec. for 145 yards) registered the 15<sup>th</sup> postseason 100-yard receiving game by a Patriot. His 145 yards are the second-highest single-game total in Patriots history and his 10 receptions are tied for the third most in a single-game in team playoff annals.

### AARON HERNANDEZ

- Aaron Hernandez finished with five rushing attempts for 61 yards against Denver. It is the highest rushing output by a tight end in Patriots history, besting the 26 yards that Hernandez had rushing vs. Buffalo in the 2011 regular-season finale (01/01/12). It is tied for the ninth highest rushing total by a tight end in NFL history and the highest ever in a postseason game.
- Hernandez had a 43-yard run in the first quarter. It is the third longest run in Patriots postseason history, trailing a 78-yard touchdown run by Curtis Martin and a 45-yard run by Robert Weathers. It is the longest run of Hernandez's career. He had a 19-yard run in the 2011 finale vs. Buffalo.

### WES WELKER

- Wes Welker had six receptions for 55 yards vs. Denver, raising his career playoff total to 40 receptions in just five career playoff games. Welker is averaging 8.0 receptions per game in the playoffs.

## NFL'S BEST AT HOME

Since their state-of-the-art facility opened at the beginning of the 2002 season, the Patriots own the NFL's best record at home overall. The Patriots own an overall record of 67-13 (.838) at Gillette Stadium in regular season games and a 75-15 (.833) record including playoffs.

### **BEST HOME RECORDS SINCE 2002**

(including playoffs)

Team	W	L	T	Pct.
<b>New England</b>	<b>75</b>	<b>15</b>	<b>0</b>	<b>.833</b>
Baltimore	62	21	0	.747
Pittsburgh	64	23	1	.733
Indianapolis	65	24	0	.730
San Diego	57	28	0	.671
Green Bay	57	29	0	.663
Seattle	56	30	0	.651
Philadelphia	55	33	0	.625

### **PATRIOTS ARE SHARP AT GILLETTE**

The Patriots concluded a 20-game home winning streak with a 24-20 loss to the New York Giants on Nov. 6, 2011. It was the longest home win streak in team history. The Patriots own an overall record of 67-13 (.838) at Gillette Stadium in regular season games. Since their state-of-the-art facility opened at the beginning of the 2002 season, the Patriots own the NFL's best record at home all-time.

### **The teams with the highest winning percentage at a stadium since 1970 (minimum 25 games):**

Team	Stadium	W-L-T	WIN PCT.
<b>New England</b>	<b>Gillette Stadium</b>	<b>67-13</b>	<b>.838</b>
Miami	Orange Bowl	101-22-1	.819
Pittsburgh	Heinz Field	65-22-1	.744
Minnesota	Metropolitan Stadium	64-23-1	.733
LA Rams	Memorial Coliseum	53-20-2	.726

### **LONGEST HOME WINNING STREAK / PATRIOTS HISTORY (REG. SEASON)**

Streak	First Win	Last Win
<b>20</b>	<b>Dec. 12, 2008</b>	<b>Oct. 16, 2011</b>
18	Dec. 29, 2002	Sept. 8, 2005
12	Nov. 26, 2006	Sept. 7, 2008
10	Sept. 18, 1976	Oct. 30, 1977

### **TWO PATRIOTS REACH 1,000 YARDS**

Wes Welker (1,569) and Rob Gronkowski (1,327) both finished with over 1,000 yards receiving. It is the fifth time in team history that New England had two players over 1,000 receiving yards. Welker and Randy Moss had three straight seasons with 1,000 yards (2007-09). Welker and Moss became the sixth group of NFL teammates to have three straight 1,000 yard seasons. The Patriots also had two receivers reach 1,000 yards in 1979.

### **TOM BRADY AND WES WELKER BECOME THE 12<sup>TH</sup> TO SCORE ON A 99-YARD PASS PLAY**

Tom Brady connected with Wes Welker on a 99-yard touchdown in the fourth quarter of the 2011 season-opener at Miami (9/12). The 99-yard play tied the NFL record for the longest offensive play, which has been accomplished 14 times. There have been 13 pass plays and one running play for 99 yards. Listed below are the 14 99-yard plays.

### **(13) 99-YARD PASS PLAYS**

Frank Filchock to Andy Farkas, Wash. vs. Pitt. – Oct. 15, 1939  
 George Izo to Bobby Mitchell, Wash. vs. Clev. – Sept. 15, 1963  
 Karl Sweetan to Pat Studstill, Det. vs. Balt. – Oct. 16, 1966  
 Sonny Jurgensen to Gerry Allen, Wash. vs. Chic. – Sept. 15, 1968  
 Jim Plunkett to Cliff Branch, LA Raiders vs. Wash. – Oct. 2, 1983  
 Ron Jaworski to Mike Quick, Phil. vs. Atl. – Nov. 10, 1985  
 Stan Humphries to Tony Martin, SD. vs. Sea.. -Sept. 18, 1994  
 Brett Favre to Robert Brooks, GB vs. Chic. – Sept. 11, 1995  
 Trent Green to Marc Boerigter, KC vs. SD. – Dec. 22, 2002  
 Jeff Garcia to Andre Davis, Clev. vs. Cin. – Oct. 17, 2004  
 Gus Ferrotte to Bernard Berrian, Minn. vs. Chi. – Nov. 30, 2008  
**Tom Brady to Wes Welker, NE at Mia. – Sept. 12, 2011**  
 Eli Manning to Victor Cruz, NY Giants at NY Jets – Dec. 24, 2011

### **(1) 99-YARD RUN PLAY**

Tony Dorsett, Dal. vs. Minn.- Jan. 3, 1983





# PATRIOTS 2011 TEAM NOTES

## PATRIOTS SET FRANCHISE RECORD WITH 622 TOTAL YARDS IN 2011 OPENER

The Patriots 622 total yards at Miami (9/12) in the 2011 season opener is a franchise record. The previous high was 619 yards vs. Tennessee on Oct. 18, 2009. The Patriots now have two games in their history with 600 or more total yards.

## NFL'S BEST ROAD WARRIORS

Since the start of the 2000 season, the Patriots have the best regular-season road record at 63-33 (.656).

TEAM	RECORD	PCT.
New England	63-33	.656
Philadelphia	62-33-1	.651
Indianapolis	59-37	.615
Pittsburgh	59-37	.615

## PATRIOTS FORCE TURNS

The Patriots lead the NFL with a +123 turnover margin since the 1994 season, including a league-leading and franchise record +28 in 2010 and an AFC leading +17 in 2011 that was third to San Francisco's +28 and Green Bay +24. The Patriots +17 is 10 higher than the second place AFC team (Houston at +7)

## NFL TURNOVER MARGIN SINCE 1994

Rank	Team	Turnover Margin
1.	New England	+123
2.	Kansas City	+102
3.	Green Bay	+70

## PATRIOTS SCORE TOUCHDOWNS

The Patriots scored 61 total touchdowns in 2011. That number is third in team history to the 75 scored in 2007 and the 65 scored in 2010.

## MOST TOUCHDOWNS IN A SEASON / PATRIOTS

75 in 2007
65 in 2010
<b>61 in 2011</b>
52 in 1961 and 1980

## PATRIOTS REACHED 400 POINTS FOR THE FIFTH STRAIGHT YEAR

The Patriots finished the season with 513 points for their fifth straight season of 400 or more points and their second straight season with over 500 points. The 513 points are third in team history. The Patriots are the third team to ever have at least five straight 400-point seasons. Indianapolis had five straight (2003-07) and San Diego has a current streak of eight straight 400 point seasons (2004-11).

## MOST POINTS SCORED IN A SEASON BY THE PATRIOTS

589 in 2007
518 in 2010
<b>513 in 2011</b>
441 in 1980

## PATRIOTS ON POINT

The Patriots averaged 32.1 points per game in 2011. That average ranks third all-time in team history.

## HIGHEST AVG. POINTS PER GAME BY THE PATRIOTS

36.8 in 2007
32.4 in 2010
<b>32.1 in 2011</b>
29.5 in 1961

## PATRIOTS SET FRANCHISE RECORD FOR MOST TOTAL NET YARDS IN 2011

The Patriots finished the 2011 season with 6,848 total net yards, setting a new franchise record for most total net yards in a season. That total is fourth all-time in NFL history.

## MOST TOTAL NET YARDS/SEASON PATRIOTS

<b>6,848 in 2011</b>
6,580 in 2007
6,357 in 2009

## MOST TOTAL NET YARDS/ NFL

7,474	New Orleans in 2011
7,075	St. Louis in 2000
6,936	Miami in 1984
<b>6,848</b>	<b>Patriots in 2011</b>

## WHAT'S THE POINT?

During the past 12 seasons, the Patriots defense has always ranked higher in fewest points allowed than in yards allowed except for 2007 when both ranked fourth. The Patriots finished 15<sup>th</sup> in the NFL on defense by allowing an average of 21.4 points per game in 2011.

	Avg. Points Allowed	Avg. Yds Allowed
2011	21.4 (15)	411.1 (31)
2010	19.6 (8)	365.5 (25)
2009	17.8 (5)	320.2 (11)
2008	19.3 (8)	309.0 (10)
2007	17.1 (4)	288.3 (4)
2006	14.8 (2)	294.4 (6)
2005	21.1 (17)	330.2 (26)
2004	16.3 (2t)	310.6 (9)
2003	14.9 (1)	291.6 (7)
2002	21.6 (17)	336.1 (23)
2001	17.0 (6)	334.5 (24)
2000	21.1 (17)	334.6 (20)

## TOP OFFENSE

The Patriots offense finished second in the NFL in total yards. The Patriots offense has finished in the top 10 five straight seasons. Since the 1970 merger, the Patriots offense has finished in the top 10 a total of 16 times, including seven times under Bill Belichick.

Year	Rank
<b>2011</b>	<b>2 (428.0)</b>
2010	8 (363.8)
2009	3 (397.3)
2008	5 (365.4)
2007	1 (411.3)

## WELKER AND GRONKOWSKI ARE THE TOP TWO IN THE AFC

Wes Welker (1,569) and Rob Gronkowski (1,327) finished first and second respectively in the AFC in receiving yards. They are the first teammates to finish 1-2 in a conference in receiving yards since Torry Holt and Isaac Bruce in 2000 (St. Louis).

## DIVISIONAL DOMINANCE I

The New England Patriots own a 53-15 (.779) record in regular season AFC East games since the beginning of the 2001 season, compiling the best intra-division record of any team in the NFL.

## NFL'S TOP DIVISIONAL RECORDS SINCE 2001

Team	W	L	T	Pct.
<b>New England Patriots</b>	<b>53</b>	<b>15</b>	<b>0</b>	<b>.779</b>
Pittsburgh Steelers	50	20	0	.714
Green Bay Packers	48	20	0	.706
Indianapolis Colts	47	21	0	.691

## AFC EAST DIVISIONAL RECORDS SINCE 2001

Team	W	L	T	Pct.	Div. Titles	Years
<b>New England</b>	<b>53</b>	<b>15</b>	<b>0</b>	<b>.779</b>	<b>9</b>	<b>2001, 03-07, 09-11</b>
New York Jets	34	34	0	.500	1	2002
Miami	29	39	0	.426	1	2008
Buffalo	21	47	0	.309	0	---

**NOTES:** The Indianapolis Colts were members of the AFC East in 2001 and compiled a 3-5 divisional record that season. In 2002, the Patriots and Jets both finished with a 9-7 overall record and a 4-2 divisional record, but the Jets claimed the division title by virtue of having a better record against common opponents. In 2008, the Patriots and Dolphins both finished with an 11-5 overall record and a 4-2 divisional record, but Miami qualified for the playoffs due to a better conference record (8-4 to 7-5).

## DIVISIONAL DOMINANCE II

The Patriots have the highest winning percentage in division games from November until the end of the season since 2002.

Team	W	L	T	Pct.
<b>New England</b>	<b>27</b>	<b>7</b>	<b>0</b>	<b>.794</b>
Indianapolis	25	9	0	.735
San Diego	25	9	0	.735
Green Bay	27	10	0	.730
Pittsburgh	27	11	0	.710

## MOST PRO BOWLERS DRAFTED SINCE 2006

### Most Pro Bowlers drafted since 2006

<b>6</b>	<b>New England Patriots</b>
5	Denver Broncos
5	Tennessee Titans
5	New Orleans Saints



# PATRIOTS 2011 TEAM NOTES

## HOME RECORD IN DECEMBER SINCE 2002

With a 20-1 record, the New England Patriots have the best home record in December since Gillette Stadium opened in 2002. The Patriots have won 19 straight at home in December.

Team	W	L	T	Pct.
<b>New England</b>	<b>20</b>	<b>1</b>	<b>0</b>	<b>.952</b>
Green Bay	18	4	0	.818
Indianapolis	19	6	0	.760
Denver	13	5	0	.722
Philadelphia	14	6	0	.700

## NFL'S TOP DECEMBER RECORD SINCE 2001

The Patriots have an NFL-best 41-5 record in the month of December since the 2001 season, including a 4-0 record in 2011.

Rk	Team	Record
<b>1</b>	<b>New England Patriots</b>	<b>41-5</b>
2	Philadelphia Eagles	35-12
3	Pittsburgh Steelers	34-14
4	Indianapolis Colts	31-17
5	San Diego Chargers	31-18

The Patriots have finished undefeated in December seven times since 2001: (4-0 -2011): (2001 - 4-0), (2003 - 4-0), (2005 - 4-0), (2007 - 5-0), (2008 - 4-0) and (2010 -4-0).

## BEST RECORDS IN THE FINAL FOUR GAMES OF THE SEASON SINCE 2006

Team	W	L	T	Pct.
<b>New England</b>	<b>22</b>	<b>2</b>	<b>0</b>	<b>.917</b>
San Diego	22	2	0	.917
Philadelphia	19	5	0	.792
Baltimore	18	6	0	.750

## 2011 TEAM CAPTAINS

Quarterback Tom Brady and G Logan Mankins are the offensive captains. Nose tackle Vince Wilfork, LB Jerod Mayo and CB Devin McCourty are the defensive captains. Wide receiver Matthew Slater is the special teams captain. The Patriots' 2011 captains were elected by their teammates. On offense, Brady is an offensive captain for the 10th straight season, having first been elected in 2002. Mankins, who is in his seventh season with New England after joining the team as a first round draft choice in 2005, is serving as a captain for the first time. On defense, Wilfork is a captain for the fourth straight season, while Mayo, is in his third season serving as a captain. McCourty and Slater are in their first season as captains.

## STRONG IN THE SECOND HALF

Since 2001, the Patriots have done a remarkable job of finishing the season strong, compiling an NFL-best 68-15 (.819) record in games on or after Thanksgiving.

## PATRIOTS BEFORE AND AFTER THANKSGIVING SINCE 2001

Season	Pre-Thanksgiving	Post-Thanksgiving	Overall
2001	5-5 (.500)	9-0 (1.000)	14-5*
2002	6-5 (.545)	3-2 (.600)^	9-7
2003	9-2 (.818)	8-0 (1.000)	17-2*
2004	9-1 (.900)	8-1 (.889)	17-2*
2005	6-4 (.600)	5-3 (.625)	11-7*
2006	7-3 (.700)	7-2 (.777)	14-5*
2007	10-0 (1.000)	8-1 (.889)	18-1*
2008	7-4 (.636)	4-1 (.800)	11-5
2009	7-3 (.700)	3-4 (.429)	10-7*
2010	8-2 (.800)	6-1 (.857)^	14-3*
2011	7-3 (.700)	7-0 (1.000)	???
<b>Totals</b>	<b>81-32 (.717)</b>	<b>68-15 (.819)</b>	<b>135-44</b>

\*Includes playoffs ^Includes games played on Thanksgiving

## BEST RECORDS IN GAMES PLAYED ON OR AFTER THANKSGIVING SINCE 2001

(Includes regular-season and playoff games)

Team	W	L	T	Pct.
<b>New England</b>	<b>68</b>	<b>15</b>	<b>0</b>	<b>.819</b>
Pittsburgh	58	24	0	.707
Philadelphia	52	29	0	.642
San Diego	45	26	0	.634
Green Bay	49	29	0	.628

## PATRIOTS TIE THE NFL RECORD FOR MOST 30-POINT GAMES IN A SINGLE SEASON

The Patriots scored 30 points 12 times in 2011 to tie the NFL record for most 30-point games in a single season. The 2007 Patriots and the 1999 St. Louis Rams also had a dozen 30 point games. The NFL record for most consecutive 30-point games in a single season is eight by the 2007 and 2010 Patriots and the 2000 St. Louis Rams.

## TWO PLAYERS WITH 10 OR MORE TOUCHDOWNS FOR SECOND STRAIGHT SEASON

RB BenJarvus Green-Ellis (11) and TE Rob Gronkowski (18) reached 10 or more touchdowns in 2011. It is the second straight season and fourth time in team history that the Patriots have had two players finish with 10 or more touchdowns in a season. Last season, Gronkowski (10) and Green-Ellis (13) had 10 touchdown seasons. In 1976, Steve Grogan had 12 touchdowns (12 rushing) and Andy Johnson had 10 touchdowns (6 rushing, 4 receiving). In 1974, Mack Herron had 12 touchdowns (7 rushing, 5 receiving) and Sam Cunningham had 11 (9 rushing, 2 receiving).

## PATRIOTS HAD 18 100-YARD RECEIVERS IN 2011 TO SET FRANCHISE RECORD

The Patriots had two receivers pass the 100-yard receiving mark against Buffalo, giving New England 18 individual 100-yard receiving performances in 2011. That number set a new franchise record, topping the 16 100-yard performances in 2007.

## TWO PLAYERS WITH 100 YARDS FOR THE FIFTH TIME IN 2011

Both Rob Gronkowski (108) and Aaron Hernandez (138) went over 100 yards receiving vs. Buffalo, marking the fifth time that the Patriots had a game with two players over 100 yards receiving in 2011.

- Wes Welker (160) and Aaron Hernandez (103) at Miami (9/12)
- Welker (217) and Rob Gronkowski (109) at Buffalo (9/25)
- Welker (136) and Gronkowski (101) vs. NY Giants (11/6)
- Welker (115) and Deion Branch (125) at Philadelphia (11/27)
- Gronkowski (108) and Hernandez (138) vs. Buffalo (1/1).

## 2011 HONORS AND AWARDS

### QB Tom Brady

- AFC Offensive Player of the Week (Wk. 1 at Miami)
- AFC Offensive Player of the Week (Wk. 2 vs. San Diego)
- AFC Offensive Player of the Month (November)
- AFC Offensive Player of the Week (WK. 16 vs. Miami)
- AFC Offensive Player of the Month (December/January)
- AFC Pro Bowl starter

### DE Andre Carter

- AFC Defensive Player of the Week (Wk. 10 at NY Jets)
- AFC Pro Bowl starter

### WR Julian Edelman

- AFC Special Teams Player of the Week (Wk. 11 vs. KC)

### TE Rob Gronkowski

- AFC Offensive Player of the Week (Wk. 14 at Washington)
- AFC Pro Bowl starter
- *Associated Press* All-Pro: First Team
- *Pro Football Weekly* All-NFL Team

### G Logan Mankins

- AFC Pro Bowl starter
- *Associated Press* All-Pro: Second Team

### DB Sterling Moore

- Pepsi NFL Rookie of the Week (Wk17 vs. Buffalo)

### WR Matthew Slater

- AFC Pro Bowl (special teams)

### T Nate Solder

- *Pro Football Weekly* All-Rookie Team

### G Brian Waters

- AFC Pro Bowl starter

### WR Wes Welker

- AFC Pro Bowl starter
- *Associated Press* All-Pro: First Team
- *Pro Football Weekly* All-NFL Team

### NT Vince Wilfork

- AFC Pro Bowl starter
- *Associated Press* All-Pro: Second Team



# PATRIOTS IN THE PLAYOFFS

## PATRIOTS IN THE PLAYOFFS

New England has qualified for the playoffs 19 times in its 52-year history. Thirteen of those playoff berths have come in the 18 seasons since Robert Kraft purchased the team in 1994, a dramatic contrast to the six total playoff berths that the team earned in its first 34 years of existence. New England has won 14 division crowns, including nine in the last 11 seasons, and has qualified as a Wild Card team on four occasions (1976, 1985, 1994, and 1998). The Patriots also qualified for the playoffs in 1982 as part of a 16-team tournament following a players' strike.

### PATRIOTS PLAYOFF SEASONS (19)

Year	How Qualified	Seed	Record	Result
2011	Division Champions	1	1-0	TBD
2010	Division Champions	1	0-1	AFC Divisional
2009	Division Champions	3	0-1	Wild Card Round
2007	Division Champions	1	2-1	AFC Champions
2006	Division Champions	4	2-1	AFC Finalist
2005	Division Champions	4	1-1	AFC Divisional
2004	Division Champions	2	3-0	SB Champions
2003	Division Champions	1	3-0	SB Champions
2001	Division Champions	2	3-0	SB Champions
1998	Wild Card	6	0-1	Wild Card Round
1997	Division Champions	3	1-1	AFC Divisional
1996	Division Champions	2	2-1	AFC Champions
1994	Wild Card	5	0-1	Wild Card Round
1986	Division Champions	3	0-1	AFC Divisional
1985	Wild Card	5	3-1	AFC Champions
1982*	16-Team Format	7	0-1	First Round
1978	Division Champions	2	0-1	AFC Divisional
1976	Wild Card	4	0-1	Wild Card Round
1963	Division Champions	--	1-1	AFL Finalists

\*-Strike Year

## PATRIOTS TIED FOR MOST PLAYOFF WINS IN A DECADE

The Patriots won 14 playoff games in the decade from 2000-09, tying the 1970s Pittsburgh Steelers and Dallas Cowboys for the most playoff victories by any NFL team in either the 1930s, 1940s, 1950s, 1960s, 1970s, 1980s, 1990s or 2000s. Pittsburgh and Dallas both won 14 playoff contests between 1970 and 1979, while New England won 14 postseason games from 2000-09.

### MOST PLAYOFF VICTORIES IN A DECADE

Team	Decade	Playoff Wins	Championships
<b>New England</b>	<b>2000s</b>	<b>14</b>	<b>2001, 2003, 2004</b>
Dallas	1970s	14	1971, 1977
Pittsburgh	1970s	14	1974, 1975, 1978, 1979
San Francisco	1980s	13	1981, 1984, 1988, 1989
Pittsburgh	2000s	12	2005, 2008
Dallas	1990s	12	1992, 1993, 1995
Washington	1980s	11	1982, 1987
Buffalo	1990s	10	--
Green Bay	1960s	9	1961, 1962, 1965, 1966, 1967
Green Bay	1990s	9	1996

### ANNUAL ACHIEVEMENTS

The Patriots have won more than half of their games for the 11th straight year with a 13-3 record in 2011. They are the first team to win more than half of their games in 11 straight seasons since free agency began in 1993.

The Patriots are the fourth team to win more than half of their games in 11 straight seasons since the 1970 AFL-NFL merger, joining the 49ers (16 straight from 1983-1998), the Cowboys (16 straight from 1970-85) and the Raiders (11 straight from 1970-80).

The Patriots have now won nine or more games in 15 of the 18 seasons Robert Kraft has owned the team.

## PATRIOTS AT HOME IN THE PLAYOFFS

The Patriots are 12-3 at home in the playoffs in their history. Fourteen of the franchise's 15 home playoff games have taken place since Robert Kraft purchased the team 18 years ago. After Kraft bought the team, the Patriots won 11 consecutive home playoff games before experiencing a home loss.

### PATRIOTS AT HOME IN THE PLAYOFFS (12-3)

Date	Round	Opponent	W/L	Score
01/14/11	AFC Divisional	Denver Broncos	W	45-10
01/16/11	AFC Divisional	New York Jets	L	21-28
01/10/10	AFC Wild Card	Baltimore	L	14-33
01/20/08	AFC Championship	San Diego	W	21-12
01/12/08	AFC Divisional	Jacksonville	W	31-20
01/07/07	AFC Wild Card	New York Jets	W	37-16
01/07/06	AFC Wild Card	Jacksonville	W	28-3
01/16/05	AFC Divisional	Indianapolis	W	20-3
01/18/04	AFC Championship	Indianapolis	W	24-14
01/10/04	AFC Divisional	Tennessee	W	17-14
01/19/02	AFC Divisional	Oakland	W	16-13 OT
12/28/97	AFC Wild Card	Miami	W	17-3
01/12/97	AFC Championship	Jacksonville	W	20-6
01/05/97	AFC Divisional	Pittsburgh	W	28-3
12/31/78	AFC Divisional	Houston	L	14-31

## NFL LONGEST CONSECUTIVE HOME PLAYOFF WINNING STREAKS

TEAM	WINS	SEASONS
Green Bay Packers.....	13	1939-2001
<b>New England Patriots.....</b>	<b>11</b>	<b>1996-2008</b>
Buffalo Bills.....	9	1988-1995
Washington Redskins.....	8	1942-1983

## TITLE TOWN

The Patriots won the AFC East seven times during the decade of 2000-09. The Patriots had a streak of five straight division titles snapped in 2008 when they finished 11-5, but lost to Miami on a tie breaker to finish in second place. New England's five straight AFC East crowns from 2003-07 top the four straight division titles by the Buffalo Bills from 1988-91 and by the Miami Dolphins on two occasions. The Patriots have won eight of the last nine division crowns. The Patriots have won 11 division titles in the 18 seasons since Robert Kraft bought the team in 1994.

### MOST CONSECUTIVE AFC EAST TITLES

Team	Streak	Years
<b>New England Patriots.....</b>	<b>5</b>	<b>2003-07</b>
Buffalo Bills.....	4	1988-91
Miami Dolphins.....	4	1981, 1983-85*
Miami Dolphins.....	4	1971-74
Baltimore Colts.....	3	1975-77
Buffalo Bills.....	3	1964-66@

\*-Due to 1982 strike, the NFL played just a 9-game season and the standings were not divided into divisions that season.  
@AFL

### MOST CONSECUTIVE DIVISION TITLES

Team	Division	Titles	Years
Los Angeles Rams	NFC West	7	1973-79
Pittsburgh Steelers	AFC Central	6	1974-79
Minnesota Vikings	NFC Central	6	1973-78
Dallas Cowboys	NFL Capitol/NFC East	6	1966-71
Cleveland Browns	American/Eastern Conf.	6	1950-55
<b>New England Patriots</b>	<b>AFC East</b>	<b>5</b>	<b>2003-07</b>
Indianapolis Colts	AFC South	5	2003-07
Dallas Cowboys	NFC East	5	1992-96
San Francisco 49ers	NFC West	5	1986-90
Chicago Bears	NFC Central	5	1984-88
Oakland Raiders	AFC West	5	1972-76



# PATRIOTS IN THE PLAYOFFS

## SUSTAINED PLAYOFF SUCCESS

The Patriots won 11 playoff games from 2003-07, tying the NFL's highest playoff victory total over a five-season span. New England won three playoff games in 2003, three in 2004, one in 2005, two in 2006 and two in 2007.

### MOST PLAYOFF VICTORIES IN A FIVE-YEAR SPAN

Team	5-Year Span	Playoff Wins	SB Wins
<b>New England Patriots</b>	<b>2003-07</b>	<b>11</b>	<b>2</b>
Dallas Cowboys	1991-95	11	3
Dallas Cowboys	1992-96	11	3
<b>New England Patriots</b>	<b>2001-05</b>	<b>10</b>	<b>3</b>
Pittsburgh Steelers	1974-78	10	3
Pittsburgh Steelers	1975-79	10	3
Buffalo Bills	1990-94	9	0
Green Bay Packers	1993-97	9	1

### ALL-TIME PLAYOFF RESULTS

The Patriots have compiled a 22-15 record in their 37 playoff games and their .595 playoff winning percentage is the fourth best in NFL history among teams that have played at least 10 playoff games. New England has qualified for six Super Bowls (XX, XXXI, XXXVI, XXXVIII, XXXIX and XLII) and one AFL Championship Game in 1963.

### PATRIOTS PLAYOFF RECORD BY ROUND

First Round*	0-1
Wild Card Round	4-3
Divisional Round	9-6
AFC Championship	6-1
AFL Championship	0-1
Super Bowl	3-3
<b>Total</b>	<b>22-15</b>

\*-1982 Strike Season

### ALL-TIME BEST NFL PLAYOFF RECORDS

(Minimum 15 Postseason Games)

TEAM	W	L	Pct.
Green Bay Packers	29	17	.630
Pittsburgh Steelers	33	21	.611
San Francisco 49ers	26	17	.605
<b>New England/Boston Patriots</b>	<b>22</b>	<b>15</b>	<b>.595</b>
Oakland/L.A. Raiders	25	18	.581
Washington/Boston Redskins	23	17	.575
Dallas Cowboys	33	25	.569
Denver Broncos	18	16	.529

### PATRIOTS HAVE THE MOST 9+ WIN SEASONS SINCE 2001

The Patriots are the only team in the NFL to have recorded nine or more wins in each of the last 11 seasons.

### MOST SEASONS OF 9+ WINS SINCE 2001

<b>New England</b>	<b>11</b>
Pittsburgh	9
Indianapolis	9
Philadelphia	8

### PATRIOTS WIN 10+ FOR THE NINTH STRAIGHT YEAR

New England has reached at least 10 regular-season wins for the ninth consecutive season, joining San Francisco (16) and Indianapolis (9) as the only teams to accomplish the feat.

Team	Years	Consecutive Seasons with 10+ Wins
San Francisco	1983-1998	16
<b>New England</b>	<b>2003-present</b>	<b>9</b>
Indianapolis	2002-2010	9

## PATRIOTS PLAYOFF TRENDS (since the 1970 merger)

### Patriots Playoff Trends (Since NFL Merger in 1970)

#### All Time (21-14)

vs. AFC	18-11
vs. NFC	3-3
Home	12-3
Away	6-8
Leading at Halftime	16-2
Trailing at Halftime	3-10
Tied at Halftime	2-2
Leading After 3 Quarters	17-3
Tied After 3 Quarters	2-0
Trailing After 3 Quarters	2-11
Decided by 7 Points or Less	8-7
Decided By 3 Points or Less	6-3
When Scoring First	16-6
When Not Scoring First	5-8
Positive Turnover Ratio	16-1
Even Turnover Ratio	2-4
Negative Turnover Ratio	2-10
Winning or Even Penalty Ratio	16-1
Losing Penalty Ratio	5-13
With a 100-Yard Rusher	7-0
Without a 100-Yard Rusher	14-14
With a 100-Yard Receiver	9-4
Without a 100-Yard Receiver	12-10
When Allowing a 100-Yard Rusher	2-5
When Not Allowing a 100-Yard Rusher	19-9
When Allowing a 100-Yard Receiver	4-5
When Not Allowing a 100-Yard Receiver	18-8
With a 300-Yard Passer	3-1
Without a 300-Yard Passer	18-13
Allowing a 300-Yard (net) Passer	3-1
Not Allowing a 300-Yard (net) Passer	18-13

### WRAPPING IT UP

The Patriots clinched the division with a 41-23 victory over the Denver Broncos on Dec. 18, 2011

### PATRIOTS DIVISION-CLINCHING GAMES

Year	Date Clinched	Division Title	Opp.	Score	Final Record	2nd Place
2011	12/18/11	at DEN	DEN	41-23	13-3	NYJ (8-8)
2010	12/26/10	at BUF	BUF	34-3	14-2	NYJ (11-5)
2009	12/27/09	JAX	JAX	35-7	10-6	NYJ (9-7)
2007	11/25/07	PHI	PHI	31-28	16-0	BUF (7-9)
2006	12/24/06	at JAX	JAX	24-21	12-4	NYJ (10-6)
2005	12/17/05	TB	TB	28-0	10-6	MIA (9-7)
2004	12/12/04	CIN	CIN	35-28	14-2	NYJ (10-6)
2003	12/07/03	MIA	MIA	12-0	14-2	MIA (10-6)
2001	01/06/02^	at CAR	CAR	38-6	11-5	MIA (11-5)
1997	12/22/97^	at MIA	MIA	14-12	10-6	MIA (9-7)
1996	12/15/96	at DAL	DAL	6-12	11-5	BUF (10-6)
1986	12/22/86^	at MIA	MIA	34-27	11-5	NYJ (10-6)
1978	12/10/78	BUF	BUF	26-24	11-5	MIA (11-5)
1963	12/28/63*	at BUF	BUF	26-8	7-6-1	BUF (7-6-1)

^-- Season Finale

\*-- Division-deciding AFL playoff in Buffalo, N.Y



# PATRIOTS IN THE PLAYOFFS

## BRADY MOVES UP THE POSTSEASON LISTS

Tom Brady's six touchdown passes vs. Denver (01/14/12) raised his career playoff total to 36 touchdown passes, moving him into third on the NFL's all-time playoff touchdown pass list. Brady ranks fifth on the NFL's all-time postseason passing yardage list with 4,770 career passing yards after his 363-yard performance against the Broncos moved him past Dan Marino.

## NFL ALL-TIME LEADERS/POSTSEASON TOUCHDOWN PASSES

Player	Team(s)	Touchdowns
1. Joe Montana	San Fran./Kansas City	45
2. Brett Favre	Green Bay/Minnesota	44
<b>3. Tom Brady</b>	<b>New England</b>	<b>36</b>
4. Dan Marino	Miami	32
5. Kurt Warner	St. Louis/Arizona	31
6. Terry Bradshaw	Pittsburgh	30
7. Peyton Manning	Indianapolis	29

## NFL ALL-TIME LEADERS/POTSEASON PASSING YARDS

Player	Team(s)	Passing Yards
1. Brett Favre	Green Bay/Minnesota	5,855
2. Joe Montana	San Fran./Kansas City	5,772
3. Peyton Manning	Indianapolis	5,389
4. John Elway	Denver	4,964
<b>5. Tom Brady</b>	<b>New England</b>	<b>4,770</b>
6. Dan Marino	Miami	4,510

## PLAYOFF SUCCESS

### MOST PLAYOFF WINS BY AN NFL HEAD COACH

Coach	Team(s)	Wins
Tom Landry	Dallas Cowboys	20
Don Shula	Baltimore Colts, Miami Dolphins	19
Joe Gibbs	Washington Redskins	17
<b>Bill Belichick</b>	<b>Cleveland Browns, New England Patriots</b>	<b>16</b>
Chuck Noll	Pittsburgh Steelers	16

## POSTSEASON PROWESS

### BEST POSTSEASON RECORDS IN NFL HISTORY

Head Coach	Team(s)	W	L	Pct.
Vince Lombardi	GB/WAS	9	1	.900
<b>Bill Belichick</b>	<b>CLE/NE</b>	<b>16</b>	<b>6</b>	<b>.727</b>
Tom Flores	Oakland	8	3	.727
Bill Walsh	San Francisco	10	4	.714

## PATRIOTS IN THE DIVISIONAL ROUND

The Patriots have compiled a 9-6 all-time record in divisional playoff games, including 6-2 at home and 4-1 at Gillette Stadium.

### PATRIOTS DIVISIONAL PLAYOFF RESULTS (9-6)

Date	Round	Opponent	W/L	Score
01/14/12	AFC Divisional	Denver Broncos	W	45-10
01/16/11	AFC Divisional	New York Jets	L	21-28
01/12/08	AFC Divisional	Jacksonville	W	31-20
01/14/07	AFC Divisional	at San Diego	W	24-21
01/14/06	AFC Divisional	at Denver	L	13-27
01/16/05	AFC Divisional	Indianapolis	W	20-3
01/10/04	AFC Divisional	Tennessee	W	17-14
01/19/02	AFC Divisional	Oakland	W (ot)	16-13
01/03/98	AFC Divisional	at Pittsburgh	L	6-7
01/05/97	AFC Divisional	Pittsburgh	W	28-3
01/04/87	AFC Divisional	at Denver	L	17-22
01/05/86	AFC Divisional	at LA Raiders	W	27-20
12/31/78	AFC Divisional	Houston	L	14-31
12/18/76	AFC Divisional	at Oakland	L	21-24
12/28/63	AFL Divisional	at Buffalo	W	26-8

## PATRIOTS PLAYOFF PARTICIPATION

### Patriots with playoff experience prior to 2011 (47)

Player	Pos.	Exp.	GP/GS*
Aiken, Danny	LS	R	1/0
Anderson, Mark	DE	6	4/1
Arrington, Kyle	CB	3	3/2
Brady, Tom	QB	12	20/20
Branch, Deion	WR	10	13/11
Brown, Sergio	SS	2	2/0
Cannon, Marcus	T	R	1/0
Chung, Patrick	S	3	3/2
Connolly, Dan	G	6	3/2
Deaderick, Brandon	DE	2	2/2
Edelman, Julian	WR/DB	3	3/2
Ellis, Shaun	DE	12	13/12
Faulk, Kevin	RB	13	19/4
Fletcher, Dane	LB	2	2/0
Gostkowski, Stephen	K	6	8/0
Green-Ellis, BenJarvus	RB	4	2/0
Gronkowski, Rob	TE	2	2/2
Guyton, Gary	LB	4	2/2
Hernandez, Aaron	TE	2	2/2
Ihedigbo, James	S	5	7/1
Jones, Nate	DB	8	3/0
Koutouvides, Niko	LB	8	9/1
Light, Matt	T	11	18/18
Love, Kyle	DT	2	2/1
Mankins, Logan	G	7	11/11
Mayo, Jerod	LB	4	3/3
McCourty, Devin	DB	2	2/2
McDonald, Nick	G	2	1/0
Mesko, Zoltan	P	2	2/0
Molden, Antwaun	DB	4	1/0
Moore, Sterling	DB	R	1/0
Ninkovich, Rob	LB	6	3/2
Ochocinco, Chad	WR	11	3/2
Polite, Lousaka	FB	8	3/1
Slater, Matthew	WR	4	3/0
Solder, Nate	T	R	1/1
Spikes, Brandon	LB	2	2/1
Underwood, Tiquan	WR	3	1/0
Vollmer, Sebastian	T	3	2/2
Warren, Gerard	DL	11	4/3
Waters, Brian	G	12	4/4
Welker, Wes	WR	8	5/4
Wendell, Ryan	OL	3	3/0
White, Tracy	LB	9	8/1
Wilfork, Vince	NT	8	14/12
Williams, Malcolm	DB	R	1/0
Woodhead, Danny	RB	4	4/1

### Patriots who have not played in the playoffs (6)

Player	Pos.	Exp.	GP/GS*
Brace, Ron	DE	3	0/0
Hoyer, Brian	QB	3	0/0
Mallett, Ryan	QB	R	0/0
Ridley, Stevan	RB	R	0/0
Thomas, Donald	OG	4	0/0
Vereen, Shane	RB	R	0/0

### Patriots with Super Bowl Experience (10)

Player	Pos.	Exp.	GP/GS*
@Anderson, Mark	DE	6	1/0
Brady, Tom	QB	12	4/4
Branch, Deion	WR	10	2/2
Faulk, Kevin	RB	13	4/0
*Koutouvides, Niko	LB	8	1/0
Koppen, Dan	C	9	3/3
Light, Matt	T	11	4/4
Mankins, Logan	G	7	1/1
Welker, Wes	WR	8	1/1
Wilfork, Vince	DL	7	2/2

@with Chicago in 2006

\*With Seattle in 2005



# WHAT HAVE YOU DONE FOR ME LATELY?

Since their record-setting 2007 season, the Patriots have maintained their spot atop the NFL in terms of winning percentage and are second in points scored. Since the beginning of the 2008 season, the Patriots have the NFL's highest winning percentage and have scored the second most points in the NFL. Since 2009, the Patriots are tied for the best winning percentage and have scored the most points. New England tops both categories since the beginning of the 2010 season.

## HIGHEST WINNING PERCENTAGE SINCE 2008

Team	W	L	T	Pct.	PF	PA
<b>New England Patriots</b>	<b>48</b>	<b>16</b>	<b>0</b>	<b>.750</b>	<b>1868</b>	<b>1249</b>
Pittsburgh Steelers	45	19	0	.703	1415	1006
New Orleans Saints	45	19	0	.703	1904	1380
Baltimore Ravens	44	20	0	.688	1511	1041
Atlanta Falcons	43	21	0	.672	1570	1288
Green Bay Packers	42	22	0	.656	1828	1276
New York Giants	39	25	0	.609	1617	1468
Philadelphia Eagles	38	26	1	.602	1680	1331
Indianapolis Colts	38	26	0	.594	1471	1423
San Diego Chargers	38	26	0	.594	1740	1366

## HIGHEST WINNING PERCENTAGE SINCE 2009

Team	W	L	T	Pct.	PF	PA
<b>New England Patriots</b>	<b>37</b>	<b>11</b>	<b>0</b>	<b>.771</b>	<b>1458</b>	<b>940</b>
New Orleans Saints	37	11	0	.771	1441	987
Green Bay Packers	36	12	0	.750	1409	896
Pittsburgh Steelers	33	15	0	.688	1068	783
Baltimore Ravens	33	15	0	.688	1126	797
Atlanta Falcons	32	16	0	.667	1179	963
San Diego Chargers	30	18	0	.625	1301	1019
Philadelphia Eagles	29	19	0	.604	1264	1042
New York Jets	28	20	0	.583	1092	903
New York Giants	27	21	0	.563	1190	1174
San Francisco 49ers	27	21	0	.563	1015	856

## HIGHEST WINNING PERCENTAGE SINCE 2010

Team	W	L	T	Pct.	PF	PA
<b>New England Patriots</b>	<b>27</b>	<b>5</b>	<b>0</b>	<b>.844</b>	<b>1031</b>	<b>655</b>
Green Bay Packers	25	7	0	.781	948	599
Pittsburgh Steelers	24	8	0	.750	700	459
Baltimore Ravens	24	8	0	.750	735	536
New Orleans Saints	24	8	0	.750	931	646
Atlanta Falcons	23	9	0	.719	816	638
New York Jets	19	13	0	.594	744	667
Chicago Bears	19	13	0	.594	687	627
New York Giants	19	13	0	.594	788	747
San Francisco 49ers	19	13	0	.594	685	575

## MOST POINTS SCORED SINCE 2008

Team	Points
New Orleans Saints	1904
<b>New England Patriots</b>	<b>1868</b>
Green Bay Packers	1828
San Diego Chargers	1740
Philadelphia Eagles	1680
New York Giants	1617
Atlanta Falcons	1570
Houston Texans	1525
Baltimore Ravens	1511
New York Jets	1497

## MOST POINTS SCORED SINCE 2009

Team	Points
<b>New England Patriots</b>	<b>1458</b>
New Orleans Saints	1441
Green Bay Packers	1409
San Diego Chargers	1301
Philadelphia Eagles	1264
New York Giants	1190
Atlanta Falcons	1179
Houston Texans	1159
Baltimore Ravens	1126
Dallas Cowboys	1124

## MOST POINTS SCORED SINCE 2010

Team	Points
<b>New England Patriots</b>	<b>1031</b>
Green Bay Packers	948
New Orleans Saints	931
San Diego Chargers	847
Detroit Lions	836
Philadelphia Eagles	835
Atlanta Falcons	816
New York Giants	788
Houston Texans	771
Oakland Raiders	769



# 2011 SEASON PERFORMANCES: WHERE DO THEY RANK?

## TEAM

Total Net Yards	6,848	Team History	1st
Total Net Yards	6,848	NFL History	4th
Victories	13	Team History	5th
Points Scored	513	Team History	3rd
Gm. w/ 30+ Points	12	NFL History	T-1st
Touchdowns Scored	61	Team History	3rd
First Downs	399	Team History	1st
First Downs	399	NFL History	2nd
Passing First Downs	262	Team History	1st
Passing First Downs	262	NFL History	2nd
Net Passing Yards	5,084	Team History	1st
Net Passing Yards	5,084	NFL History	4th
Fewest Fumbles	13	Team History	2nd
100-Yard Receivers	18	Team History	1st
Interceptions	23	AFC in 2011	1st
Interceptions	23	NFL in 2011	T-2nd
Turnover Differential	+17	Team History	T-2nd
Turnover Differential	+17	AFC in 2011	1st

## TOM BRADY

Passing Yards	5,235	NFL History	2nd
Passing Yards	5,235	Team History	1st
Passing Yds/Game	332.8	NFL History	2nd
Passing Yds/Game	332.8	Team History	1st
Completions	401	Team History	1st
Touchdown Passes	39	Team History	2nd
Touchdown Passes	39	NFL History	T-8th
300-Yd Passing Gm	11	Team History	1st
300-Yd Passing Gm	11	NFL History	2nd
Games with 2+ TD	14	Team History	T-1st
Games with 1+ TD	16	NFL History	T-1st
Games with 1+ TD	16	Team History	T-1st

## WES WELKER

Receptions	122	Team History	2nd
Receptions	122	NFL History	T-4th
Receptions	122	NFL in 2011	1st
Receiving Yards	1,569	Team History	1st
Receiving Yards	1,569	NFL in 2011	2nd
Longest Reception	99t	NFL History	T-1st

## ROB GRONKOWSKI

Total Touchdowns	18	Team History	2nd
Total TDs by a TE	18	NFL History	1st
TD Rec. by a TE	17	NFL History	1st
TD Receptions	17	Team History	2nd
TD Receptions	17	NFL History	T-5th
TD Receptions	17	NFL in 2011	1st
Rec. Yards by a TE	1,327	NFL History	1st
Receiving Yards	1,327	Team History	6th
Receptions by a TE	90	Team History	2nd
Games with 2+ TD	7	NFL History	T-2nd
Gm w/2+ TD by a TE	7	NFL History	1st
Pts. by a Non-Kicker	108	NFL in 2011	2nd
Pts. by a Non-Kicker	108	AFC in 2011	1st

## ROB GRONKOWSKI & AARON HERNANDEZ

Rec. by TE Tandem	169	NFL History	1st
-------------------	-----	-------------	-----

## STEPHEN GOSTKOWSKI

Points Scored	143	AFC in 2011	1st
Points Scored	143	Team History	4th

## KYLE ARRINGTON

Interceptions	7	NFL in 2011	T-1st
Interceptions	7	Team History	T-6th

## ZOLTAN MESKO

Punting Average	46.5	Team History	1st
-----------------	------	--------------	-----





# INSIDE THE NUMBERS

## BY THE NUMBERS

**2**

The number of interceptions by Vince Wilfork in 2011. Anthony Pleasant (2001) is the only other Patriots defensive lineman to record two interceptions in the same season.

**2**

The number of punts returned by Julian Edelman for touchdowns during his career, the fourth Patriots' player with two or more punt returns for a touchdown.

**3**

The number of NFL players with four 100-reception seasons after Wes Welker (122) reached 100 receptions in 2011 to join Jerry Rice and Marvin Harrison.

**4**

The number of times LB Jerod Mayo has reached 100 tackles to start his career. He is the first player in New England history to register 100 tackles in his first four NFL seasons.

**7**

The number of interceptions by Kyle Arrington to put him in a three-way tie for the NFL lead in 2011.

**8**

The number of times in NFL history a player reached 1,000 yards in the ninth game of the season after Wes Welker reached the milestone in 2011.

**9**

The number of AFC East titles by the Patriots since the 2000 season.

**10.0**

The number of sacks by Andre Carter in 2011 for his fourth career 10-plus sack season.

**10.0**

The number of sacks by Mark Anderson in 2011 for his second career 10-plus sack season.

**17**

The number of touchdown catches by TE Rob Gronkowski, the most in NFL history by a tight end in a single season.

**18**

The number of total touchdowns by TE Rob Gronkowski in 2011 (17 rec. and 1 rush.) the highest number of combined touchdowns by a tight end in NFL history.

**122**

The number of receptions in 2011 by Wes Welker. With 122 in 2011 and 123 in 2009, Welker joins Cris Carter as the only two NFL players with at least 120-plus receptions twice in their career.

**1,327**

The number of receiving yards by Gronkowski in 2011 to set an NFL record, surpassing Kellen Winslow in 1980 (1,290).

## TOM BRADY BY THE NUMBERS

**1**

Tom Brady became the first player to follow a 500-yard performance with a 400-yard performance after Brady had back-to-back games with 517 yards and 423 yards to start 2011.

**2**

Brady joins Drew Brees (2011) as the only players to reach 3,000 yards in the first nine games of the season. Brady (3,032) had the most yards ever through the first nine games of the year

**4**

The number of times in his career that Brady has thrown a game-winning touchdown pass in the final minute of the game to turn a deficit into a Patriots win after a final-minute touchdown vs. Dallas (10/16), including the postseason.

**4**

The number of seasons that Brady has reached 4,000 passing yards. His four 4,000 yard seasons are tied with Warren Moon and Philip Rivers for the fifth most in NFL history.

**6**

Brady became the sixth NFL quarterback in NFL history to have 30 or more touchdowns passes in at least three seasons after reaching 30 vs. Indianapolis (12/4).

## TOM BRADY BY THE NUMBERS

**11**

Tom Brady was the 11<sup>th</sup> quarterback in NFL history to throw for 500 or more yards after he passed Brady for 517 in the 2011 opener at Miami.

**20**

The number of times Tom Brady has earned AFC Offensive Player of the Week honors. He earned the award in each of the first two weeks of the 2011 season and in Week 16.

**45**

The number of regular season 300-yard passing games by Tom Brady, a team record.

**96**

The number of times that Brady has thrown two or more touchdowns in a game. The Patriots are 81-15 when he throws for two or more touchdowns.

**124**

The number of wins that Brady has as a starting quarterback to tie Fran Tarkenton for fifth place. Brady reached the 100-win milestone in the fewest number of starts (131) among all quarterbacks in the modern era.

**1,327**

The number of passing yards Brady had in the first three games (517, 423 and 387) of 2011. Brady's 1,327 yards set the NFL mark for the most passing yards ever in a three-game stretch.

**5,235**

The number of passing yards by Brady in 2011, the second most in a season in NFL history.

## THE KRAFT ERA

**3**

The number of Super Bowl championships the Patriots have won since Robert Kraft purchased the team in 1994. That mark is the highest total in the NFL over that span. Only Denver (2; 1997 and 1998) and Pittsburgh (2; 2005 and 2008) have won multiple Super Bowl titles since 1994.

**5**

The number of conference championships the Patriots have won since Robert Kraft purchased the team in 1994. That mark is the highest total in the NFL over that span. Pittsburgh is second with three conference titles since 1994.

**11**

The number of division championships won by the Patriots since Kraft purchased the team in 1994.

**13**

The number of playoff seasons earned by the Patriots in the 18 seasons since Robert Kraft purchased the team.

**18**

The number of playoff games the Patriots have won since Robert Kraft purchased the team in 1994. That mark is the highest total in the NFL over that span. Pittsburgh ranks second with 17 playoff wins over that span.

**27**

The number of playoff games the Patriots have appeared in since 1994. The mark is tied with Pittsburgh for the most playoff games during that time period.

## THE BELICHICK ERA

**4**

Bill Belichick is one of just four coaches to win three championships since the Super Bowl era began. Belichick joins three members of the Pro Football Hall of Fame in the exclusive club (Chuck Noll 4, Joe Gibbs 3 and Bill Walsh 3). Belichick is the only coach to win three Super Bowls in the post-1993 salary cap era and the only one to ever win three in four years.

**191**

Bill Belichick has 191 career victories as a head coach, including playoff games. Belichick moved past Bill Parcells into sole possession of ninth place in all-time coaching victories. Chuck Knox is in 8<sup>th</sup> place with 193 wins.





# POSTSEASON INSIDE THE NUMBERS

## PATRIOTS IN THE PLAYOFFS BY THE NUMBERS

**.595**

The Patriots postseason winning percentage. New England is 22-15 in the playoffs, the fourth best winning percentage in playoff history. That figure trails only Green Bay (29-17, .630), Pittsburgh (33-21, .611), and San Francisco (26-17, .605).

**.800**

The Patriots home playoff winning percentage. New England has won 12 of 15 home playoff games, making them the second winningest franchise at home in the playoffs behind Green Bay (14 of 17, .823).

**3**

The Patriots are one of three teams to make the playoffs in five of the past six seasons with appearances in 2006, 2007, 2009, 2010 and 2011. Baltimore (2006, 2008-2011) and Indianapolis (2006-2010) are the other two teams.

**6**

The number of Championship Game berths for the Patriots since 2000, the most in the NFL since that year.

**6**

The number of Super Bowl appearances for the Patriots, tied for third with Denver in NFL history. Dallas and Pittsburgh have eight appearances, tied for first in NFL history.

**8**

The number of Divisional round berths for the Patriots since 2000, the most for any team in the NFL since that year.

**9**

The number of playoff appearances for the Patriots since 2000, tied with the Indianapolis Colts for most of any team in the NFL during that period.

**11**

The number of receptions WR Deion Branch (XXXIX) and WR Wes Welker (XLII) each have in a Super Bowl, tied with Jerry Rice (XXIII) and Dan Ross (XVI) for the most in Super Bowl history.

**14**

The number of playoff games the Patriots won from 2000-2009, tied for the most by any team in any 10-year period in NFL history.

**27**

In 20 playoff games since 2000, the Patriots have forced 27 interceptions, the most of any team coming into this postseason. Kyle Arrington was tied for the most interceptions in the NFL (7) with San Diego's Eric Weddle and Green Bay's Charles Woodson in the 2011 regular season. New England's 27 postseason interceptions since 2000 have resulted in five touchdowns.

**50**

The longest field goal in the playoffs made by Stephen Gostkowski on Jan. 14, 2007 at San Diego, which ranks first in Patriots playoff history, surpassing Adam Vinatieri's 48-yard kicks in 2002 and 2005.

## KRAFT ERA IN THE PLAYOFFS BY THE NUMBERS

**13**

The number of times the Patriots have earned playoff berths since Robert Kraft purchased the team in 1994. New England has qualified for the playoffs 19 times in its 52-year history. The Patriots have earned 13 playoff berths in the 18 seasons since Robert Kraft purchased the team in 1994, a dramatic contrast to the six total playoff berths that the team earned in its first 34 years of existence.

**15**

This week's game will be the 15<sup>th</sup> home playoff game since Kraft bought the team in 1994. In the franchise's first 34 years, the Patriots hosted one playoff game, a 31-14 loss to Houston in 1978.

## TOM BRADY IN THE PLAYOFFS BY THE NUMBERS

**1**

The number of Super Bowl victories QB Tom Brady needs to tie Joe Montana and Terry Bradshaw for the most Super Bowl wins by a starting quarterback in NFL history. Brady is tied for second with Troy Aikman with three Super Bowl wins.

**1**

The number of Super Bowl starts QB Tom Brady needs to tie John Elway for the most Super Bowl starts in NFL history. Brady is tied with Terry Bradshaw, Jim Kelly, Joe Montana, and Roger Staubach for second with four Super Bowl starts at quarterback.

**1**

The number of playoff victories QB Tom Brady (15) needs to tie Joe Montana (16) for the most playoff wins by a starting quarterback in NFL history.

**6**

Tom Brady tied an NFL single-game playoff record with six touchdown passes against Denver. Daryle Lamonica of Oakland in 1969 and Steve Young of San Francisco in the 1994 Super Bowl also had six touchdown passes.

**18**

The number of consecutive postseason games with a touchdown pass by Brady, a number that ranks second in NFL history. Brett Favre's streak of 20 consecutive games with a touchdown pass ranks first all-time.

**20**

The number of career playoff games Tom Brady has played in a New England uniform. Only Tedy Bruschi (22) has played in more playoff games for the Patriots.

**36**

The number of touchdowns Tom Brady has thrown in 20 career playoff games, a number that ranks third in NFL history. Joe Montana ranks first with 45 and Brett Favre ranks second with 44.

**92.9**

The completion percentage Tom Brady (26-for-28) recorded against the Jacksonville Jaguars in the AFC Divisional game in 2007, an NFL record for a single postseason game with a minimum of 15 completions.

**100**

The number of completions for Tom Brady in his Super Bowl career, a number that ranks first in NFL history, significantly higher than second place (Joe Montana, 83) and third place (Jim Kelly, 81).

**103.9**

The quarterback rating of Tom Brady in the first half of the four Super Bowls he has played in. Brady has thrown for 400 yards, four touchdowns, and has completed 65% of his passes without throwing an interception during the first half of the Super Bowl.

**.750**

The winning percentage for Tom Brady in the postseason, the best by a starting quarterback (minimum of 15 starts) in postseason history.

**4,770**

The number of yards Tom Brady has passed for in 20 career playoff games, a number that ranks fifth in NFL history. Only Brett Favre (5,855), Joe Montana (5,772), Peyton Manning (5,389) and John Elway (4,964) have thrown for more yards.



# POSTSEASON INSIDE THE NUMBERS

## BILL BELICHICK IN THE PLAYOFFS BY THE NUMBERS

**.727**

Belichick's playoff winning percentage (16-6), tied with Tom Flores (.727) for second place behind the legendary Vince Lombardi (.900), whose name is emblazoned on the Super Bowl trophy.

**1**

The number of Super Bowl victories Coach Belichick needs to tie Chuck Noll for the most Super Bowl wins by any head coach in NFL history. Belichick's three Super Bowl victories have him tied with Joe Gibbs and Bill Walsh for second most in NFL history.

**16**

The number of career playoff games Coach Belichick has won, a total that is tied for fourth-highest by a head coach in NFL history with Chuck Knoll. Belichick needs four wins to tie Tom Landry for the most wins in the playoffs in NFL history.

## DEION BRANCH IN THE PLAYOFFS BY THE NUMBERS

**2**

The number of double digit reception games Deion Branch has recorded in 13 postseason games. Branch is one of just five players to record more than one double digit reception game in postseason history along with Jerry Rice (3), Hines Ward (3), Steve Smith (2), Art Monk (2), Todd Heap (2), and Tony Nathan (2). Both of Branch's double-digit reception games occurred in Super Bowls, the second of which earned him Super Bowl XXXIX MVP with 11 receptions. Branch has 54 receptions for 784 yards in his postseason career.

**7**

The number of receptions Deion Branch needs in the Super Bowl to surpass Andre Reed into 2<sup>nd</sup> place all-time for career Super Bowl receptions. Branch has 21 receptions in two Super Bowl appearances. Jerry Rice is the leader with 33 career Super Bowl receptions.

**10**

The number of playoff receptions Deion Branch (49) needs to pass Troy Brown (58) and teammate Kevin Faulk (51) for most career playoff receptions in franchise history.

**773**

The number of postseason yards by Deion Branch for the most postseason receiving yards in Patriots history. Troy Brown (694) is second. In 10 playoff games with the Patriots, Branch has three games of 100 or more receiving yards: (153 at DEN 1/14/06, 143 vs. CAR 2/1/04, and 133 vs. PHI 2/6/05).

## WES WELKER IN THE PLAYOFFS BY THE NUMBERS

**40**

The number of receptions Welker has recorded in just five postseason games. Welker has averaged 8.0 receptions per game, including recording 11 receptions in Super Bowl XLII. Welker has also caught two touchdowns to go along with his 40 receptions.

## KEVIN FAULK IN THE PLAYOFFS BY THE NUMBERS

**84**

The number of rushing yards Kevin Faulk (425) needs during the playoffs to pass Corey Dillon (508) for first all-time in Patriots history.

## PATRIOT SUPER BOWL MVP'S BY THE NUMBERS

### SUPER BOWL XXXIX - DEION BRANCH

Branch became the first wide receiver to win Super Bowl MVP honors since Jerry Rice (San Francisco) in 1989. Branch amassed 11 catches for 133 yards against Philadelphia and tied the Super Bowl receptions record held by Rice and former Cincinnati Bengals tight end Dan Ross.

### SUPER BOWL XXXVIII - TOM BRADY

QB Tom Brady received his second Super Bowl MVP award after the Patriots beat the Carolina Panthers 32-29. Brady completed 32 passes, the record for most completions by a quarterback in the Super Bowl. Brady recorded 354 yards and three touchdowns as well.

### SUPER BOWL XXXVI - TOM BRADY

QB Tom Brady led the Patriots to victory over the 14 point favorite St. Louis Rams by the score of 20-17 and received MVP honors after completing 16 of 27 passes for 145 yards and a touchdown.

## PATRIOTS WITH SUPER BOWL EXPERIENCE BY THE NUMBERS

**3**

The number of current Patriots players who have played in the last four Patriots Super Bowls (XXXVI, XXXVII, XXXIX, and XLII). Tom Brady, Kevin Faulk and Matt Light have been with the organization for all four appearances and have played in each one.

**6**

The number of current Patriots players with multiple Super Bowl appearances. (Tom Brady- XXXVI, XXXVII, XXXIX, and XLII, Deion Branch- XXXVII and XXXIX, Kevin Faulk- XXXVI, XXXVII, XXXIX, and XLII, Dan Koppen- XXXIX and XLII, Matt Light- XXXVI, XXXVII, XXXIX, and XLII, and Vince Wilfork- XXXIX and XLII.)

**10**

The number of current Patriots players with Super Bowl experience heading into this postseason. (**Mark Anderson** – XLI, **Tom Brady**- XXXVI, XXXVII, XXXIX, and XLII, **Deion Branch**- XXXVII and XXXIX, **Kevin Faulk**- XXXVI, XXXVII, XXXIX, and XLII, **Dan Koppen**- XLII, **Niko Koutouvides**- XL, Matt Light- XXXVI, XXXVII, XXXIX, and XLII, **Logan Mankins**- XLII, **Wes Welker**- XLII, and **Vince Wilfork**- XXXIX and XLII.)






# BILL BELICHICK NEWS & NOTES

## THE HEAD COACH

**Overall Record:** 191-103 (.650)  
**Regular Season:** 175-97 (.643)  
**Postseason:** 16-6 (.727)  
**With Patriots overall:** 154-58 (.726)  
**Super Bowl Titles:** 5 (86, 90, 01, 03, 04)  
**Conf. Titles:** 7 (86, 90, 96, 01, 03, 04, 07)  
**Division Titles:** 16 (75, 78, 86, 89, 90, 96, 98, 01, 03, 04, 05, 06, 07, 09, 10, 11)



Bill Belichick is the only head coach in NFL history to win three Super Bowl titles in a four-year span. He has won more regular season games (121) and more games overall (135) during a 10-year stretch (2001-2010) than any other coach in NFL History. In the 2007 season, Belichick led the Patriots to the fourth undefeated and untied regular season and the first since the NFL established a 16-game schedule in 1978.

## BELICHICK LEADS TEAM TO 11<sup>TH</sup> STRAIGHT WINNING RECORD

Bill Belichick has led the Patriots to a winning record for 11 consecutive seasons (2001-2011). The only other NFL coach to have at least 10 consecutive winning seasons with one team since the 1970 merger was Tom Landry, who led the Dallas Cowboys to 16 consecutive winning seasons (1970-1985).

## BELICHICK BECOMES FIRST COACH WITH NINE STRAIGHT SEASONS OF 10 WINS

Bill Belichick is the first coach in NFL history with nine straight seasons with at least 10 victories after guiding the Patriots to nine 10-plus seasons from 2003 through 2011.

## BELICHICK FIRST IN NFL HISTORY WITH 13-PLUS IN FIVE DIFFERENT SEASONS

Bill Belichick is the first head coach in NFL history with 13 or more wins in five different seasons.

- 2003-14-2
- 2004-14-2
- 2007-16-0
- 2010-14-2
- 2011-13-3

## BELICHICK PASSES PARCELLS FOR 9<sup>TH</sup> PLACE

Bill Belichick moved past Bill Parcells into sole possession of 9<sup>th</sup> place in all-time coaching victories and now has 191 wins.

### MOST WINS NFL COACHES

Head Coach	Team(s)	Years of service	Record
1. Don Shula	BAL, MIA	33	347-173-6
2. George Halas	Chicago	40	324-151-31
3. Tom Landry	Dallas	29	270-178-6
4. Curly Lambeau	GB,Cards, WAS	33	229-134-22
5. Chuck Noll	Pittsburgh	23	209-156-1
6. M. Schottenheimer	CLE,KC,WAS,SD	21	205-139-1
7. Dan Reeves	DEN,NYG,ATL	23	201-174-2
8. Chuck Knox	LAR,BUF,SEA	22	193-158-1
<b>9. Bill Belichick</b>	<b>CLE, NE</b>	<b>17</b>	<b>191-103-0</b>
10. Bill Parcells	NYG,NE,NYJ,DAL	19	183-138-1
11. Mike Holmgren	GB, SEA	17	174-122-0
12. Joe Gibbs	Washington	16	171-101-0
13. Paul Brown	CLE, CIN	21	170-108-6

## ELITE COMPANY

Bill Belichick is one of nine NFL head coaches to win three or more championships since the league began postseason play in 1933, but the only one to win three in four years. Belichick joined an exclusive club in which each of the eight other members has been enshrined in the Pro Football Hall of Fame.

### HEAD COACHES WITH THREE OR MORE NFL TITLES

(Listed alphabetically)

Head Coach	Championship Team(s)
<b>Bill Belichick</b>	<b>Patriots (SB XXXVI, XXXVIII, XXXIX)</b>
Paul Brown	Cleveland Browns (1950, 54, 55)
Weeb Ewbank	Baltimore Colts, New York Jets (1958, 59 SB III)
Joe Gibbs	Washington Redskins (SB XVII, XXII, XXVI)
George Halas	Chicago Bears (1921, 33, 40, 41, 46, 63)
Curly Lambeau	Green Bay Packers (1929, 30, 31, 36, 39, 44)
Vince Lombardi	Green Bay Packers (1961, 62, 65, SB I, II)
Chuck Noll	Pittsburgh Steelers (Super Bowl IX, X, XIII, XIV)
Bill Walsh	San Francisco 49ers (Super Bowl XVI, XIX, XXXIII)

## BELICHICK'S PATRIOTS RENAISSANCE

Any successful project requires a sound plan and once Head Coach Bill Belichick implemented his design on the Patriots, his approach has given him the best record of any NFL head coach who has coached over 40 games since 2001 (including the postseason).

### NFL COACHES' RECORDS SINCE 2001

Coach	Team	W	L	T	Pct.
<b>Bill Belichick</b>	<b>NE</b>	<b>149</b>	<b>47</b>	<b>0</b>	<b>.760</b>
Tony Dungy	TB/IND	101	41	0	.711
Mike Tomlin	PIT	60	28	0	.682

## AMONG THE GREATS

Bill Belichick has recorded 191 career wins, for 9<sup>th</sup> all-time in NFL history. Belichick owns a career winning percentage of .650, which is third all-time, behind George Halas (.682) and Don Shula (.667).

### TOP WINNING PERCENTAGE AMONG HEAD COACHES WITH AT LEAST 160 WINS (INCL. POSTSEASON)

Head Coach	Team(s)	Years	W	L	T	Pct.
George Halas	CHI	1920-29,33-41,46-55,58-67	324	151	31	.682
Don Shula	BAL/MIA	1963-95	347	173	6	.667
<b>Bill Belichick</b>	<b>CLE/NE</b>	<b>1991-95,00-11</b>	<b>191</b>	<b>103</b>	<b>0</b>	<b>.650</b>
Curly Lambeau	GB/CHI/WAS	1921-53	229	134	22	.630

NOTE: Winning percentage calculated using current NFL rules, counting a tie as a half-win, half-loss.

## SUPER SUCCESS

Bill Belichick is one of just four head coaches to win three Super Bowl championships. Belichick is the only coach to win three Super Bowls in the post-1993 salary cap era.

### MOST SUPER BOWL VICTORIES

Head Coach	Team	Titles	Seasons
Chuck Noll	PIT	4	1974, 1975, 1978, 1979
<b>Bill Belichick</b>	<b>NE</b>	<b>3</b>	<b>2001, 2003, 2004</b>
Joe Gibbs	WAS	3	1982, 1987, 1991
Bill Walsh	SF	3	1981, 1984, 1988

NOTE: Sorted by most recent championship. Super Bowls have determined NFL champion since 1966.

## PLAYOFF SUCCESS

### MOST PLAYOFF WINS BY AN NFL HEAD COACH

Coach	Team(s)	Wins
Tom Landry	Dallas Cowboys	20
Don Shula	Baltimore Colts, Miami Dolphins	19
Joe Gibbs	Washington Redskins	17
<b>Bill Belichick</b>	<b>Cleveland Browns, New England Patriots</b>	<b>16</b>
Chuck Noll	Pittsburgh Steelers	16

## POSTSEASON PROWESS

### BEST POSTSEASON RECORDS IN NFL HISTORY

Head Coach	Team(s)	W	L	Pct.
Vince Lombardi	GB/WAS	9	1	.900
<b>Bill Belichick</b>	<b>CLE/NE</b>	<b>16</b>	<b>6</b>	<b>.727</b>
Tom Flores	Oakland	8	3	.727
Bill Walsh	San Francisco	10	4	.714

## BELICHICK IS GOOD IN DECEMBER

Bill Belichick is 43-7 (.860) in December with New England, the best record in December among head coaches with one team in NFL history (min. 25 games). George Seifert is second (27-6, .818).

## BELICHICK NAMED COACH OF THE YEAR IN 2010

The Associated Press named Bill Belichick the NFL's Coach of the Year for 2010. It is the third time that Belichick has earned the honor. He was also named coach of the year following the 2003 and 2007 seasons. Belichick joins Don Shula (4-time winner) and Chuck Knox as the only three-time winners. Belichick is the most successful head coach in Patriots history.

## BELICHICK LEADS TEAM TO NFL-BEST 14-2 RECORD IN 2010

Bill Belichick guided the Patriots to an NFL-best 14-2 record in 2010. Belichick is the first head coach ever to win at least 14 regular-season games in four separate seasons. Only four other coaches — San Francisco's George Seifert (3), Washington's Joe Gibbs (2), Chicago's Mike Ditka (2) and Miami's Don Shula (2) — have more than one 14-win season.



# TOM BRADY NEWS & NOTES

## RECORDING SUCCESS

Tom Brady has quarterbacked the Patriots to victories in 124 of his 159 career regular-season starts, compiling a .780 winning percentage and giving him the best record of any quarterback in the Super Bowl era (since 1966).

### TOP WINNING PERCENTAGES IN SUPER BOWL ERA

(Since 1966, Minimum 50 Starts, Regular Season Only)



Player	Team(s)	Years	W	L	T	Pct.
<b>Tom Brady</b>	<b>NE</b>	<b>2000-11</b>	<b>124</b>	<b>35</b>	<b>0</b>	<b>.780</b>
Roger Staubach	DAL	1969-79	85	29	0	.746
Joe Montana	SF/KC	1979-94	117	47	0	.713

### ACTIVE QUARTERBACKS WINNING PERCENTAGE

Minimum 32 Starts (two full seasons), Regular Season Only

Quarterback	Team(s)	W	L	T	Pct.
<b>Tom Brady</b>	<b>NE</b>	<b>124</b>	<b>35</b>	<b>0</b>	<b>.780</b>
Ben Roethlisberger	PIT	80	33	0	.708
Matt Ryan	ATL	43	19	0	.694
Joe Flacco	BAL	44	20	0	.688
Peyton Manning	IND	141	67	0	.678
Aaron Rodgers	GB	41	21	0	.661

### MOST CAREER WINS AS A STARTER

(Regular season only) Bold Indicates active players

Rk	Name	W	L	T	Pct.
1.	Brett Favre	186	112	0	.624
2.	John Elway	148	82	1	.643
3.	Dan Marino	147	93	0	.613
<b>4.</b>	<b>Peyton Manning</b>	<b>141</b>	<b>67</b>	<b>0</b>	<b>.678</b>
<b>5t.</b>	<b>Tom Brady</b>	<b>124</b>	<b>35</b>	<b>0</b>	<b>.780</b>
5t.	Fran Tarkenton	124	109	6	.531
7.	Johnny Unitas	119	64	4	.647
8.	Joe Montana	117	47	0	.713
9.	Terry Bradshaw	107	51	0	.677
10.	Warren Moon	102	101	0	.510

## BRADY REACHES 5,000 YARDS IN 2011

Brady finished the season with 5,235 passing yards and joined Drew Brees (5,476 in 2011 and 5,069 in 2008), Dan Marino (5,084 in 1984) and Matthew Stafford (5,038 in 2011) as the only players in NFL history to reach 5,000 passing yards in a single season. Brady surpassed his previous career high of 4,806 passing yards in 2007.

### Most Passing Yards in a season

5,476	Drew Brees, New Orleans in 2011
<b>5,235</b>	<b>Tom Brady, Patriots in 2011</b>
5,084	Dan Marino, Miami in 1984
5,069	Drew Brees, New Orleans in 2008
5,038	Matthew Stafford, Detroit in 2011

### NFL RECORD FOR MOST PASSING YARDS PER GAME/SEASON

Player	Team	Year	Yards/Game
Drew Brees	New Orleans	2011	342.3
<b>Tom Brady</b>	<b>Patriots</b>	<b>2011</b>	<b>332.8</b>

## BRADY BECOMES SECOND PLAYER WITH TWO OR MORE SEASONS OF 39-PLUS TDS

Brady finished the 2011 season with 39 touchdown passes, marking the second highest total of his career, trailing the NFL-record of 50 he had in 2007. Brady joins Dan Marino as the only players in NFL history with at least two different seasons with 39 or more touchdown passes.

### The Players with the Most Touchdown Passes in a single season in NFL history

Player	Team	Season	TDs
<b>Tom Brady</b>	<b>Patriots</b>	<b>2007</b>	<b>50</b>
Peyton Manning	Indianapolis	2004	49
Dan Marino	Miami	1984	48
Drew Brees	New Orleans	2011	46
Aaron Rodgers	Green Bay	2011	45
Dan Marino	Miami	1986	44
Matthew Stafford	Detroit	2011	41
Kurt Warner	St. Louis	1999	41
<b>Tom Brady</b>	<b>Patriots</b>	<b>2011</b>	<b>39</b>
Daunte Culpepper	Minnesota	2004	39
Brett Favre	Green Bay	1996	39

## BRADY TIED NFL MARK WITH 13 STRAIGHT GAMES WITH TWO OR MORE TOUCHDOWNS

Brady threw for one touchdown against the Jets (10/9/11), snapping his streak of 13 straight games with two or more touchdown passes. Brady's streak of 13 straight games with two or more touchdowns is tied with Peyton Manning's 2004 total and Aaron Rodgers' 2011 total for the longest such streak in NFL history.

## BRADY HAS 16 CAREER 4-TD GAMES AFTER GETTING TWO IN 2011

Brady's four touchdowns at Buffalo (9/25/11) marked his 12<sup>th</sup> game with four touchdown passes. He has thrown four or more touchdowns in a game 16 times with 12 four-touchdown games, two five-touchdown games and two six-touchdown games.

### Most Games with 4+ Touchdown Passes

PLAYER	4+ TD Games
1. Brett Favre	23
2. Peyton Manning	22
3. Dan Marino	21
4. Johnny Unitas	17
<b>5. Tom Brady</b>	<b>16</b>
5. Drew Brees	16

## CONSECUTIVE GAMES WITH AT LEAST ONE TOUCHDOWN PASS CONTINUES FOR BRADY

Brady has now thrown at least one touchdown pass in 32 straight regular season games to extend a team mark. Brady's 32 straight games are fourth all-time, behind Johnny Unitas (47), Drew Brees (43) and Brett Favre (36).

## BRADY GOES OVER 300 YARDS FOR THE 45th TIME IN HIS CAREER

Brady had his 45<sup>th</sup> NFL game with 300 or more yards passing vs. Buffalo (1/1/12) and ranks third among active NFL quarterbacks, behind NFL-leader Peyton Manning (63) and Drew Brees (57). The Patriots are 39-6 when Brady throws for 300 or more yards.

### NFL QUARTERBACK 300-YARD GAMES (\*ACTIVE)

Player	300-Yard Games
Peyton Manning*	63
Dan Marino	63
Brett Favre	62
Drew Brees*	57
Kurt Warner	52
Dan Fouts	51
Warren Moon	49
<b>Tom Brady*</b>	<b>45</b>
Joe Montana	39

Brady had a career-best 11 300-yard game in the 2011 season which is the second most 300 yard games in a single season. The NFL record for most 300-yard games in a season is 13 by Drew Brees in 2011.

## TOM BRADY'S RECORD AS A STARTER

Overall:	Reg. Season	Playoffs	Total
	<b>124-35</b>	<b>15-5</b>	<b>139-40</b>
Home:	69-11	9-2	78-13
Road:	55-24	6-3*	61-27*

### By Yardage Total

Less than 200:	29-13	3-1	32-14
200-299:	56-16	9-3	65-19
300 or more:	39-6	3-1	42-7

### Other Records

On Artificial Turf:	65-7	5-3	70-10
Temp. Below 40:	28-3	9-2	37-5
Thanksgiving or later:	49-9	15-5	64-14
Leading at Halftime:	95-9	11-2	106-11
Leading after 3 Qtrs:	102-6	10-2	112-8
Overtime:	7-1	1-0	8-1
Passer rating >100.0:	71-4	7-0	78-4

\*Includes three Super Bowls at neutral sites



# TOM BRADY NEWS & NOTES

## BRADY CONCLUDES 31-GAME HOME WINNING STREAK

Tom Brady set an NFL record for most consecutive home wins as a starting quarterback with his 26<sup>th</sup> straight win in a regular-season home start following the 45-3 win against the Jets (12/06/10) and extended his streak to 31 before it ended with a 24-20 loss against the New York Giants (11/6).

### MOST CONSECUTIVE REGULAR-SEASON HOME GAMES WON AS A STARTING QUARTERBACK:

Player	Team	Years	Streak
<b>Tom Brady</b>	<b>NE</b>	<b>2006-011</b>	<b>31</b>
Brett Favre	GB	1995-98	25
John Elway	DEN	1996-98	22
Bob Griese	MIA	1971-74	20
Randall Cunningham	PHI	1990-94	20

## MOST CAREER TOUCHDOWNS

### MOST TOUCHDOWNS CAREER

(regular season only) Bold indicates active players

Rank	Name	Touchdowns
1.	Brett Favre	508
2.	Dan Marino	420
3.	<b>Peyton Manning</b>	<b>399</b>
4.	Fran Tarkenton	342
5t.	<b>Tom Brady</b>	<b>300</b>
5t.	John Elway	300
7.	Warren Moon	291
8.	Johnny Unitas	290
9.	Drew Brees	281
10.	Vinny Testaverde	275

## BRADY AT 30 TOUCHDOWNS...AGAIN

Brady finished the year with 39 touchdowns. He became the sixth quarterback in NFL history to have 30 or more touchdown passes in at least three seasons.

### MOST SEASONS WITH 30-PLUS TOUCHDOWN PASSES

Brett Favre	9
Peyton Manning	6
Dan Marino	4
Drew Brees	4
<b>Tom Brady</b>	<b>3</b>
Kurt Warner	3

Brady is the second NFL player to have at least 35 touchdowns in three different seasons.

### QBs with the most 35+ passing touchdowns in NFL history

Player	35+TD Pass Seasons
Tom Brady	3 (50 in 2007, 36 in 2010 and 39 in 2011)
Brett Favre	3

## BRADY REACHES 30 TDS FOR THIRD TIME

Tom Brady (39) reached 30 touchdown passes in 2011. Brady now has three 30-touchdown seasons after throwing for an NFL-leading 36 in 2010 and an NFL-record 50 in 2007. He is one of just 13 NFL players since the 1970 merger to have at least two 30 touchdown seasons. The only other Patriots quarterback to have a 30-touchdown season was Vito Parilli in 1964 when he led the AFL with 31.

## BRADY SETS FRANCHISE RECORD WITH 517 PASSING YARDS

Brady set a franchise record with 517 passing yards in the 2011 season-opener at Miami (9/12). The previous high was 426 yards by Drew Bledsoe vs. Minnesota on Nov. 13, 1994. Brady's previous best was 410 passing yards vs. Kansas City on Sept. 22, 2002. Brady is one of 12 NFL quarterbacks to throw for 500 yards or more. His 517 yards are the sixth highest in NFL history.

PLAYER	TEAM	500 YARD GAME
Norm Van Brocklin	LA Rams	554 yards in 1951
Warren Moon	Houston Oilers	527 yards in 1990
Boomer Esiason	Arizona	522 yards in 1996
Dan Marino	Miami	521 yards in 1988
Matthew Stafford	Detroit	520 yards in 2011
<b>Tom Brady</b>	<b>Patriots</b>	<b>517 yards in 2011</b>

## BRADY'S COMEBACKS

Brady has engineered 33 career game-winning performances to lead his team to a victory from a fourth-quarter deficit or tie.

Date	Opp.	Score	in Reg.	Att	Cmp	Yds	TD	Int	Final
12/24/11	MIA	17-17	15:00	11	8	120	0	0	27-24
10/16/11	DAL	13-16	5:13	9	11	87	1	0	20-16
12/19/10	GB	21-27	13:49	6	5	82	1	0	31-27
10/17/10	BAL	10-20	14:53	24	16	156	1	1	23-20 OT
09/14/09	BUF	13-24	5:32	13	11	112	2	0	25-24
12/29/07	at NYG	23-28	15:00	12	8	130	1	0	38-35
12/03/07	at BAL	17-24	14:25	17	7	113	1	0	27-24
11/25/07	PHI	24-28	15:00	16	11	109	0	0	31-28
11/04/07	at IND	10-20	9:42	10	8	144	2	0	24-20
01/14/07	at SD*	13-21	8:35	14	9	122	1	1	24-21
12/03/06	DET	13-21	13:07	15	14	101	0	0	28-21
11/26/06	CHI	10-10	14:46	7	6	98	1	0	17-13
11/13/05	at MIA	15-16	2:53	2	2	76	1	0	23-16
10/30/05	BUF	7-16	10:07	4	4	69	0	0	21-16
10/09/05	at ATL	28-28	3:52	2	2	17	0	0	31-28
09/25/05	at PIT	10-13	14:19	12	12	167	0	0	23-20
02/06/05	PHI**	14-14	15:00	4	2	33	0	0	24-21
10/03/04	at BUF	17-17	15:00	4	2	8	1	0	31-17
02/01/04	CAR**	29-29	1:08	5	4	47	0	0	32-29
01/10/04	TEN*	14-14	15:00	11	6	27	0	0	17-14
11/30/03	at IND	31-31	10:21	6	3	31	1	0	38-34
11/23/03	at HST	13-20	3:11	14	10	133	1	0	(ot) 23-20
11/03/03	at DEN	23-26	2:51	4	5	58	1	0	30-26
10/19/03	at MIA	13-13	15:00	10	7	147	1	0	(ot) 19-13
10/05/03	TEN	24-27	4:40	1	1	15	0	0	38-30
12/29/02	MIA	13-24	4:59	13	8	69	1	0	(ot) 27-24
11/10/02	at CHI	19-30	5:16	14	9	116	2	0	33-30
09/22/02	KC	38-38	0:00	5	4	46	0	0	(ot) 41-38
02/03/02	STL**	17-17	1:21	8	5	53	0	0	20-17
01/19/02	OAK*	3-13	15:00	27	20	138	0	0	(ot) 16-13
12/16/01	at BUF	6-9	5:57	13	9	116	0	0	(ot) 12-9
12/02/01	at NYJ	14-16	15:00	7	6	56	0	0	17-16
10/14/01	SD	16-26	8:48	18	13	130	1	0	(ot) 29-26

^-Statistics are from the time noted until the end of the game \* Divisional Playoffs \*\* Super Bowl

## BRADY IN THE POSTSEASON

### NFL ALL-TIME LEADERS / PLAYOFF VICTORIES AS STARTING QUARTERBACK

(Bold indicates active players)

Player	Team(s)	Playoff Wins
Joe Montana	San Fran./K.C.	16
<b>Tom Brady</b>	<b>New England</b>	<b>15</b>
Terry Bradshaw	Pittsburgh	14
John Elway	Denver	14
Brett Favre	Green Bay/Minnesota	12
Troy Aikman	Dallas	11
Roger Staubach	Dallas	11

### QUARTERBACKS WITH THREE OR MORE SUPER BOWL VICTORIES

Quarterback	Team	Wins
Terry Bradshaw	PIT	4
Joe Montana	SF	4
Troy Aikman	DAL	3
<b>Tom Brady</b>	<b>NE</b>	<b>3</b>

### PLAYERS WITH MULTIPLE SUPER BOWL MVP AWARDS

Player	Team	MVPs
Joe Montana	SF	3
Terry Bradshaw	PIT	2
<b>Tom Brady</b>	<b>NE</b>	<b>2</b>
Bart Starr	GB	2

## TOP QB HOME STARTING RECORDS SINCE 1970 MERGER (includes postseason)

Player	Team(s)	W	L	T	Pct.
<b>Tom Brady</b>	<b>NE</b>	<b>78</b>	<b>13</b>	<b>0</b>	<b>.857</b>
Terry Bradshaw	PIT	75	14	0	.843
John Elway	DEN	104	25	0	.806
Steve Young	TB/SF	63	19	0	.768

## BRADY HAD THREE STRAIGHT GAMES WITH 30 COMPLETIONS IN 2011

Brady tied an NFL record with three straight games with 30 completions after completing 32 at Miami (9/12), 31 vs. San Diego (9/18) and 30 at Buffalo (9/25). He shares the record with Drew Brees (2011), Steve Young (1995), Rich Gannon (2002), Kurt Warner (2008) and Peyton Manning (2010). The most 30 completion games Brady has had in a season is five in 2007.



# TOM BRADY NEWS & NOTES

## WINNINGEST COACH/QB TANDEM

Bill Belichick and Tom Brady have the best winning percentage among a head coach/starting quarterback tandem since the 1970 merger. The tandem's 124 wins are the most wins by any coach-QB tandem since the 1970 AFL-NFL merger.

## WINNINGEST COACH/QB TANDEM SINCE 1970

(Regular Season Only – by winning percentage)

Quarterback/Head Coach	Team	W	L	T	Pct.
<b>Tom Brady/Bill Belichick</b>	<b>NE</b>	<b>124</b>	<b>35</b>	<b>0</b>	<b>.780</b>
Ken Stabler/John Madden	OAK	60	19	1	.756
Jim McMahon/Mike Ditka	CHI	46	15	0	.754
Peyton Manning/Tony Dungy	IND	73	24	0	.753

## WINNINGEST COACH/QB TANDEM SINCE 1970

(Regular Season Only – by victories)

Quarterback/Head Coach	Team	W	L	T	Pct.
<b>Tom Brady/Bill Belichick</b>	<b>NE</b>	<b>124</b>	<b>35</b>	<b>0</b>	<b>.780</b>
Dan Marino/Don Shula	MIA	116	68	0	.630
Terry Bradshaw/Chuck Noll	PIT	107	51	0	.601

## TOM BRADY EARNS 20TH AFC OFFENSIVE PLAYER OF THE WEEK AWARD

Tom Brady was named the AFC Offensive Player of the Week after leading the Patriots on five straight second half scoring drives to help rally the Patriots from a 17-0 deficit to a 27-24 win vs. Miami (12/24/11). He also earned the award after throwing for 517 yards and four touchdowns, including a 99-yard touchdown pass to Wes Welker in Week 1 at Miami (9/12/11) and in Week 2 after a 423-yard effort with three touchdowns vs. San Diego (9/28/11). Brady has the second-most Player of the Week awards earned by a player since the accolade was instituted in 1984. He is the first player to earn AFC Offensive Player of the Week honors in back-to-back weeks to open a season. He joins Panthers kicker John Kasey (Special Teams, 1996) as the only players to garner consecutive Player of the Week laurels in Week 1 and Week 2 of the same year.

### THE PLAYERS WITH THE MOST CAREER PLAYER OF THE WEEK AWARDS

Player	Career	Team	POW Awards
Peyton Manning	1998-present	Colts	21
<b>Tom Brady</b>	<b>2000-present</b>	<b>Patriots</b>	<b>20</b>
Dan Marino	1983-1999	Dolphins	18
Brett Favre	1991-present	Packers, Jets, Vikings	16
John Elway	1983-1998	Broncos	15

## BRADY SETS NFL RECORD FOR MOST PASS ATTEMPTS WITHOUT AN INTERCEPTION

Tom Brady extended his streak to 358 consecutive regular season pass attempts without an interception in the season-opener before throwing his first interception since Oct. 17, 2010 in the 2011 opener at Miami game (9/12). Brady eclipsed Bernie Kosar's record of 308 pass attempts on Dec. 26, 2010 at Buffalo.

### MOST CONSECUTIVE PASS ATTEMPTS WITHOUT AN INTERCEPTION

<b>358</b>	<b>Tom Brady (Patriots)</b>	<b>2010-11</b>
308	Bernie Kosar (Cleveland)	1990-91
294	Bart Starr (Green Bay)	1964-65
279	Jeff George (IND/ATL)	1993-94
277	Rich Gannon (Oakland)	2001
271	Jason Campbell (Washington)	2007-08

## BRADY HAD 11 STRAIGHT STARTS WITHOUT AN INTERCEPTION

Brady finished the 2010 season with 11 straight starts without an interception. That is the most consecutive starts without an interception in the NFL since the 1970 merger. The previous best was nine straight starts by Jason Campbell (2007-08) and Bernie Kosar (1991).

## BRADY IS PATRIOTS ALL-TIME LEADING PASSER

Tom Brady passed Drew Bledsoe in 2009 to become the Patriots all-time passing yardage leader and currently has 39,979 career passing yards.

### PATRIOTS ALL-TIME LEADING PASSERS

Player	YEARS	ATT	COMP	YARDS
<b>Tom Brady</b>	<b>2000-11</b>	<b>5,321</b>	<b>3,397</b>	<b>39,979</b>
Drew Bledsoe	1993-01	4,518	2,544	29,657
Steve Grogan	1975-90	3,593	1,879	26,886

## BRADY SETS NFL RECORD WITH AT LEAST TWO TOUCHDOWNS AND NO INTERCEPTIONS

Quarterback Tom Brady set an NFL record by throwing at least two touchdowns without an interception in each of the final nine games of the 2010 season. Brady passed Don Meredith's previous record of six straight games with two or more touchdowns and no interceptions (1965-66).

## BRADY REACHED 3,000 YARDS IN 2011 IN JUST NINE GAMES

Brady entered the Jets game on Nov. 13, 2011 with 2,703 yards and added 329 to set the NFL record for most yards through a team's first nine games with 3,032 yards. Brady joins Drew Brees (2011) as the only players to reach 3,000 yards passing in the first nine games of a season. It is Brady's ninth career 3,000-yard season.

### Most passing yards through a team's first nine games of a season

Player	Team	Year	Passing Yards
<b>Tom Brady</b>	<b>Patriots</b>	<b>2011</b>	<b>3,032</b>
Drew Brees	Saints	2011	3,004
Phillip Rivers	Chargers	2010	2,944
Rich Gannon	Raiders	2002	2,898
Dan Fouts	Chargers	1982	2,883
Peyton Manning	Colts	2009	2,872

## BRADY REACHES 4,000 YARDS IN 2011

Brady reached 4,000 yards passing for the fourth time in his career on an 11-yard touchdown pass to Rob Gronkowski in the first quarter at Washington (12/11). His four 4,000-yard seasons are tied with Warren Moon and Philip Rivers for the fifth most in NFL history. Brady had 4,110 yards in 2005, 4,806 in 2007, 4,398 in 2009 and 5,235 in 2011.

### All-time 4,000-yard passing seasons

- 11 Peyton Manning
- 6 Dan Marino
- 6 Drew Brees
- 6 Brett Favre
- 4 Tom Brady**
- 4 Warren Moon
- 4 Philip Rivers

## BRADY HAD 423 YARDS AS A FOLLOW-UP TO HIS 517 YARD PERFORMANCE IN MIAMI IN 2011

In the 2011 season opener in Miami (9/12), Brady threw for 517 yards, becoming one of 11 passers in NFL history to break the 500-yard mark. In Week 2 against San Diego (9/18), Brady became the first of those 11 500-yard passers to follow up his 500-yard performance by throwing for 400 or more yards. Before Brady's performance against the Chargers, only Drew Brees (2006) had followed-up a 500-yard game with 300 or more passing yards.

## BRADY SCORES TWO RUSHING TOUCHDOWNS IN WIN VS. MIAMI IN 2011; SETS A CAREER-HIGH FOR A SEASON WITH THREE RUSHING TDS

Brady scored on two 1-yard touchdown runs in the win vs. Miami on Dec. 24, 2011 for a single-season career high of three rushing touchdowns for the 2011 season. His previous best was two rushing touchdowns in the 2007 season. It is the second time in his career that he has had two rushing touchdowns in a game. He scored two rushing touchdowns in the 2007 win vs. Washington on Oct. 28, 2007.

## BRADY HAS 8<sup>TH</sup> GAME WITH 300 YDS AND 4 TDS

Tom Brady had his 8<sup>th</sup> game with 300 yards or more (326) and 4 TDs (and no interceptions) in a win against the Jets (12/6/10) last season. No other quarterback since the 1970 merger has accomplished that feat.



# PATRIOTS OFFENSIVE NOTES

## BRADY HAD 14 GAMES IN 2011 WITH 2 OR MORE TOUCHDOWNS

Brady threw three touchdowns against Buffalo in the 2011 season finale (1/1/12), marking Brady's 14th game in 2011 with two or more touchdowns, tying his franchise record for most games with two or more touchdowns in a season. Brady had 14 such games in 2007. The NFL record for most games with two or more touchdown passes in a season is 15 by Dan Marino in 1984.

## BRADY THREW AT LEAST ONE TOUCHDOWN PASS IN ALL 16 GAMES IN 2011 FOR THE SECOND STRAIGHT SEASON

Brady had at least one touchdown pass in all 16 games of the 2011 season. Since the NFL went to a 16-game season in 1978, only seven quarterbacks have thrown for at least one touchdown in each game. Tom Brady and Drew Brees are the first to do so in two straight seasons (2010, 2011).

### QBS WITH A LEAST ONE TD PASS IN ALL 16 GAMES IN A SEASON

Tom Brady (New England)	2010, 2011
Drew Brees (New Orleans)	2010, 2011
Daunte Culpepper (Minnesota)	2004
Brett Favre (Green Bay)	2003
Kurt Warner (St. Louis)	1999
Dan Marino (Miami)	1984, 1986
Dave Krieg (Seattle)	1984

\*16-game schedule was instituted in 1978

## BRADY IS ONE OF SEVEN TO THROW FOR CONSECUTIVE 400 YARD GAMES

Brady is one of just seven NFL quarterbacks to have back-to-back games with 400 or more passing yards.

### NFL RECORD FOR MOST CONSECUTIVE 400 OR MORE YARDS PASSING

- 2 Tom Brady, 2011
- 2 Cam Newton, Carolina, 2011
- 2 Matt Cassel, New England, 2008
- 2 Billy Volek, Tennessee, 2004
- 2 Phil Simms, N.Y. Giants, 1985
- 2 Dan Marino, Miami, 1984
- 2 Dan Fouts, San Diego, 1982

## CLASS OF 2000

Tom Brady was the seventh quarterback selected in the 2000 NFL Draft, by the Patriots in the sixth round with the 199<sup>th</sup> overall pick.

### Quarterbacks taken in the 2000 NFL Draft

Rd	Pk	Player	Taken By
1	18	Chad Pennington	NY Jets
3	65	Giovanni Carmazzi	San Francisco
3	75	Chris Redman	Baltimore
5	163	Tee Martin	Pittsburgh
6	168	Marc Bulger	New Orleans
6	183	Spergon Wynn	Cleveland
6	199	Tom Brady	New England

## DEION BRANCH RETURNED TO THE PATRIOTS

Deion Branch was acquired by the Patriots in a trade with Seattle on Oct. 12, 2010. Originally a second-round pick of the Patriots in 2002, Branch was traded to Seattle in 2006 for a first round pick (Brandon Meriweather). Branch returned to a team that he helped win two Super Bowls. Branch was awarded the Pete Rozelle Trophy as the Most Valuable Player of Super Bowl XXXIX. His 11 receptions in the game tied the Super Bowl record, also achieved by Jerry Rice, Dan Ross and Wes Welker. On the day of Super Bowl XXXIX, Deion called a dozen of his former football coaches to thank them for the support that they gave him throughout his high school, junior college and college careers. Hours after talking to his coaches, he tied the Super Bowl record with 11 receptions and was named MVP of the game. Branch has turned in his biggest performances on the greatest stage in sports, leading all receivers in Super Bowls XXXVIII and XXXIX. He recorded a combined 21 receptions in the two games and owns two of the top seven receiving performances in Super Bowl history. His career reception total in the Super Bowl ranks third all-time, trailing only Jerry Rice (33) and Andre Reed (27)

## DEION BRANCH GOES OVER 100 YARDS

Deion Branch registered his 11<sup>th</sup> career 100-yard game and the eighth as a member of the Patriots after finishing with 125 yards on six receptions at Philadelphia (11/27). It was his second 100-yard game of 2011. He had eight receptions for 129 yards vs. San Diego (9/18).

## DAN CONNOLLY HAS THE LONGEST KICKOFF RETURN EVER BY AN OFFENSIVE LINEMAN

Dan Connolly was named AFC Special Teams Player of the Week after he returned a kickoff 71 yards to the 4-yard line in the second quarter of the Patriots win vs. Green Bay on Dec. 19, 2010. According to the Elias Sports Bureau, it is the longest kickoff return by an offensive lineman in NFL history. The run by Connolly topped the 48-yard touchdown return by Atlanta's Mal Snider in 1969. The previous longest kickoff return for a Patriots offensive lineman was a 27-yard return by G Stephen Neal on Nov. 30, 2008 vs. Pittsburgh. Connolly's previous best was a 16-yard return vs. Miami on Nov. 8, 2009. Connolly's return set up a 2-yard touchdown pass from Tom Brady to Aaron Hernandez that cut the Packers' lead to 17-14. Joked T Matt Light, "Dan Connolly has the best average for a kickoff returner in the NFL. I couldn't believe it when I was watching it. But you put the ball in the hands of an offensive lineman, and, well, naturally [what Connolly did] is not a real shocker."

## JULIAN EDELMAN SETS FRANCHISE RECORD WITH A 94-YARD PUNT RETURN FOR A TOUCHDOWN

WR Julian Edelman set a franchise record with a 94-yard punt return for a touchdown in the second quarter vs. Miami (01/02/11). The Patriots' previous longest punt return was an 89-yard touchdown return by Mike Haynes vs. Buffalo on Nov. 7, 1976. Edelman returned his second career punt for a touchdown vs. Kansas City on Nov. 21, 2011 with a 72-yard return. He is the fourth Patriots player with two or more punt returns for a touchdown. He was named AFC Special Teams Player of the Week for his performance against Kansas City.

### Most Punt Return Touchdowns/Patriots Career

- 3 Troy Brown
- 3 Irving Fryar
- 2 Julian Edelman
- 2 Mike Haynes

## EDELMAN SETS PATRIOTS RECORD FOR BEST PUNT RETURN AVERAGE IN A SEASON

Edelman set a franchise record for the best punt return average in a single season with a 15.3-yard punt return average in 2010. The previous best was a 14.8 punt return average by Mack Herron in 1974. Edelman led the AFC and finished second in the NFL with a 15.3 punt return average. Chicago's Devin Hester led the NFL with a 17.1-yard average.

### Patriots Best Punt Return Average/Season

Player	Punt Rt Avg.	Year
Julian Edelman	15.3	2010
Mack Herron	14.8	1974
Troy Brown	14.2	2001

## EDELMAN HAS HIGHEST PUNT RETURN AVERAGE IN TEAM HISTORY

Edelman has returned 55 punts for 680 yards during his Patriots' career and leads the franchise with a 12.4-yard average.

### HIGHEST PUNT RETURN AVERAGE, PATRIOTS CAREER (20 Returns)

Player	Punt Rt Avg.	Year
Julian Edelman	12.4	2009-11(55-680)
Mack Herron	12.0	1973-75 (74-888)
Carl Garrett	11.3	1969-72 (43-487)
Wes Welker	10.6	2007-11 (89-942)



# PATRIOTS OFFENSIVE NOTES

## EDELMAN GOES FROM STANDOUT QB TO WR

Edelman began his college football career with a year at the College of San Mateo (Calif.) before transferring to Kent State where as a senior he completed 56% of his passes (153 of 275 passes for 1,820 yards) with 13 touchdowns. He was also the leading rusher, gaining 1,551 yards on 215 attempts (an average of 7.5 yards per carry) and scoring 13 touchdowns. His offensive numbers broke Kent State's single-season record for total offense set by Joshua Cribbs in 2003.

## EDELMAN GOES ON DEFENSE

Late in the fourth quarter of the Patriots' 37-16 win at the Jets (11/13), Edelman was pressed into service on defense and registered his first NFL tackle when he laid a hard hit on RB LaDainian Tomlinson. He continued to see action on defense throughout the season and finished the year with 14 total tackles.

## KEVIN FAULK IS HIGH ON THE CHARTS

Kevin Faulk has filled various roles since joining the team in 1999. He is the Patriots all-time leader in all-purpose yards with 12,349 and kickoff return yards (4,098) and is the Patriots' all-time leading return specialist, totaling 5,041 combined yards. He ranks fifth in rushing (3,607), fifth in receptions (431), 11th in pass receiving yards (3,701) and 21<sup>st</sup> in scoring (200). Faulk owns the longest non-touchdown kickoff return in team history when he covered 95 yards on a return against the New York Jets (11/15/99).



## PATRIOTS LEADERS / ALL-PURPOSE YARDS ALL-TIME

Player	Years	ALL-PURPOSE YARDS
<b>Kevin Faulk</b>	<b>2001-11</b>	<b>12,349</b>
Stanley Morgan	1977-89	11,468
Troy Brown	2001-07	11,053
Irving Fryar	1984-92	8,184

He is one of just six NFL players this past decade to total 3,000 rushing yards and 3,000 receiving yards. (Tiki Barber, Brian Westbrook, Marshall Faulk, Michael Pittman and LaDainian Tomlinson).

## FAULK IS THIRD ON ALL-TIME YARDS FROM SCRIMMAGE

Faulk is third on the Patriots all-time list with 7,308 yards from scrimmage.

## PATRIOTS LEADERS / YDS FROM SCRIMMAGE ALL-TIME

Player	Years	Rush-Yd	Rec.-Yd	Yd/Scrim.
Stanley Morgan	1977-1989	21-127	534-10352	10479
Sam Cunningham	1973-1982	1385-5453	210-1905	7358
<b>Kevin Faulk</b>	<b>1999-11</b>	<b>862-3607</b>	<b>431-3701</b>	<b>7308</b>
Tony Collins	1981-1987	1191-4647	261-2356	7003

## FAULK: FRANCHISE RB RECEPTIONS LEADER

Faulk is the Patriots' all-time leader in receptions by a running back, totaling 431 career receptions. His receiving total ranks fifth on the Patriots' overall receptions list. He is one of 26 running backs in NFL history to reach 400 receptions.

## RECEPTIONS BY PATRIOTS RUNNING BACKS

Player	Years	Rec.
<b>Kevin Faulk</b>	<b>1999-2011</b>	<b>431</b>
Tony Collins	1981-87	261
Sam Cunningham	1973-79, 1981-82	210
Larry Garron	1960-68	185

## ACTIVE NFL RB RECEIVING LEADERS

Rk	Player	Years	Rec.Yards.
1	LaDainian Tomlinson (SD/NYJ)	2001-2011	4,772
2	<b>Kevin Faulk (New England)</b>	<b>1999-2011</b>	<b>3,701</b>

## BENJARVUS GREEN-ELLIS IS HIGH ON THE TOUCHDOWN LIST SINCE 2010

Since the beginning of the 2010 season, RB BenJarvus Green-Ellis has 24 touchdown runs (13 in 2010 and 11 in 2011). Since 2010, only Arian Foster (26 tds) has rushed for more.

## Most Rushing Touchdowns Since 2010

Player	Touchdowns
Arian Foster (Houston)	26
<b>BenJarvus Green-Ellis</b>	<b>24</b>
LeSean McCoy (Phila.)	24
Adrian Peterson (Minnesota)	24
Michael Turner (Atlanta)	23

## BENJARVUS GREEN-ELLIS – THE LAW FIRM

BenJarvus Green-Ellis earned the nickname the Law Firm from his Patriots teammates because of his multi-part name. He was signed by the Patriots as an undrafted free agent in 2008 out of the University of Mississippi. As a rookie, he recorded touchdowns in four straight games after being called up from the practice squad in October. Green-Ellis recalls the first time he heard the nickname "The Law Firm" -- it was on ESPN -- and joked that if he's the Law Firm that makes Patriots coach Bill Belichick the Supreme Court, and Robert Kraft the owner of the entire court.

## GREEN-ELLIS MOVES INTO 7<sup>TH</sup> PLACE ON THE PATRIOTS ALL-TIME LIST

RB BenJarvus Green-Ellis had two rushing touchdowns at Philadelphia (11/27) to move past Don Calhoun (23) into 7<sup>th</sup> place on the Patriots all-time rushing touchdown list. He now has 29 career touchdowns. Curtis Martin and Tony Collins are next on the list with 32 touchdowns. Green-Ellis is the 10th player in Patriots history to record 20 or more rushing touchdowns in a New England uniform.

## GREEN-ELLIS POSTS BACK-TO-BACK 10 PLUS TD SEASONS

Green-Ellis added two rushing touchdowns in the 2011 season-finale to bring his season total to 11 touchdowns. With 13 rushing touchdowns in 2010 and 11 in 2011, Green-Ellis is the third running back in team history with back-to-back 10-plus touchdown seasons. Corey Dillon with three straight (2004-06) and Curtis Martin (1995-96) are the others.

## CONSECUTIVE 10-PLUS TOUCHDOWN SEASONS / PATRIOTS HISTORY

3 Randy Moss – 2007, 2008, 2009

3 Corey Dillon – 2004, 2005, 2006

**2 Rob Gronkowski - 2010, 2011**

**2 BenJarvus Green-Ellis, 2010, 2011**

2 Curtis Martin – 1995, 1996

## MOST 10-PLUS TOUCHDOWN SEASONS / PATRIOTS HISTORY

3 Randy Moss – 2007, 2008, 2009

3 Corey Dillon – 2004, 2005, 2006

**2 Rob Gronkowski – 2001, 2011**

**2 Ben Jarvus Green-Ellis, - 2010, 2011**

2 Curtis Martin – 1995, 1996

2 Stanley Morgan – 1979, 1986

## PATRIOTS WIN WHEN GREEN-ELLIS SCORES

The Patriots are now 22-1 (.957) when Green-Ellis has a rushing touchdown in a game. The only Patriots loss was a 2008 game at Indianapolis.

## GREEN-ELLIS HAS SIX CAREER TWO-TD GAMES

Green-Ellis had his sixth career two-touchdown game and his third two-touchdown game of the 2011 season with two in the season-finale vs. Buffalo (1/1/12). He also had two touchdowns on Oct. 9, 2011 in the win vs. New York Jets and two at Philadelphia on Nov. 27, 2011.

## GREEN-ELLIS HAS CAREER LONG WITH A 53-YARD RECEPTION

Green-Ellis had a 53-yard pass reception in the third quarter vs. Buffalo (1/1/12), the longest of his career. His previous best was a 25-yard reception vs. Kansas City on Nov. 21, 2011.





# PATRIOTS OFFENSIVE NOTES

## GRONKOWSKI SETS NFL RECORD FOR RECEIVING YARDS BY A TIGHT END

Rob Gronkowski finished the 2011 season with 1,327 receiving yards, surpassing San Diego's Kellen Winslow's 1980 record of 1,290 receiving yards for most receiving yards in a season by a tight end. New Orleans' Jimmy Graham also broke Winslow's old record, but finished with 1,310 receiving yards, 17 shy of Gronkowski's new record.



### Most Receiving Yards by Tight End in the NFL

Player	Yards	Year
<b>Rob Gronkowski</b>	<b>1,327</b>	<b>2011</b>
Jimmy Graham (NO)	1,310	2011
Kellen Winslow (SD)	1,290	1980
Tony Gonzalez (KC)	1,258	2004
Todd Christensen (Raiders)	1,247	1983
Jackie Smith (STL)	1,205	1967
Tony Gonzalez (KC)	1,203	2000
Pete Retzlaff (PHI)	1,190	1965
Ben Coates (NE)	1,174	1994

### Most Receiving Yards by a Patriots Tight End

Player	Yards	Year
<b>Rob Gronkowski</b>	<b>1,327</b>	<b>2011</b>
Ben Coates	1,174	1994
Ben Coates	915	1995
Aaron Hernandez	910	2011
Marv Cook	808	1991
Don Hasselbeck	808	1981

### Most Receptions by a Patriots Tight End

Player	Rec.	Year
Ben Coates	96	1994
<b>Rob Gronkowski</b>	<b>90</b>	<b>2011</b>
Ben Coates	84	1995
Marv Cook	82	1991
Aaron Hernandez	79	2011

## GRONKOWSKI SETS NFL MARK FOR TOUCHDOWNS BY A TIGHT END IN A SEASON

Gronkowski extended his NFL record for overall touchdowns in a single season by a tight end with two touchdown receptions vs. Buffalo (1/1/12) to 18 overall touchdowns (17 receiving and 1 rushing). Gronkowski passed the old mark of 13 receiving touchdowns by Vernon Davis (SF in 2009) and Antonio Gates (SD in 2004). In addition to his 17 touchdown receptions, Gronkowski scored on a lateral in the third quarter vs. Indianapolis (12/4) for his first ever rushing play.

### MOST TOTAL TDs BY A TIGHT END IN A SINGLE NFL SEASON

Total TDs	Player	Team	Year	(Pass, Rush)
<b>18</b>	<b>Rob Gronkowski</b>	<b>NE</b>	<b>2011</b>	<b>(17 pass, 1 rush)</b>
13	Vernon Davis	SF	2009	(13 pass)
13	Antonio Gates	SD	2004	(13 pass)

### MOST TD RECEPTIONS BY A TIGHT END IN A SINGLE NFL SEASON

Total TDs	Player	Team	Year
<b>17</b>	<b>Rob Gronkowski</b>	<b>NE</b>	<b>2011</b>
13	Vernon Davis	SF	2009
13	Antonio Gates	SD	2004

## GRONKOWSKI SECOND PATRIOTS TIGHT END TO REACH 1,000 YARDS

Gronkowski became the second tight end in New England Patriots history to go over 1,000 receiving yards after gaining 160 at Washington (12/11). He moved past TE Ben Coates (1,174 yards in 1994) to set the franchise record for most receiving yards by a Patriots tight end with 1,327 yards. He is the seventh tight end in NFL history to reach 1,200 yards.

## GRONKOWSKI BECOMES FIRST PATRIOTS TIGHT END TO RECORD A RUSHING TOUCHDOWN

Gronkowski scored a 2-yard touchdown on a lateral from Tom Brady in the third quarter vs. Indianapolis (12/4), becoming the first tight end in Patriots history to score a rushing touchdown. Gronkowski is the first NFL tight end to score a rushing touchdown since Tennessee's Bo Scaife had a 31-yard scoring run against Baltimore on Nov. 12, 2006. He is the first tight end since the 1970 merger to have two receiving touchdowns and a rushing touchdown in the same game.

## GRONKOWSKI LEADS AFC IN SCORING AMONG NONKICKERS; FIRST TIME EVER THAT A TIGHT END HAS LED A CONFERENCE IN SCORING

Gronkowski led the AFC in scoring among nonkickers with 108 points in 2011 and finished second in the NFL to Philadelphia's LeSean McCoy, who has 120 points. It is the first time in NFL history that a tight end has led his conference in scoring and the first time a tight end has led the NFL in touchdown receptions (17).

## BACK-TO-BACK 10 TOUCHDOWN SEASONS

Gronkowski set a Patriots record with 10 touchdowns in 2010 and broke that record with his 11<sup>th</sup> touchdown reception at Philadelphia on Nov. 27. With back-to-back 10 touchdown seasons (10 in 2010 and 17 in 2011), Gronkowski is the second Patriots player to have back-to-back seasons with 10 or more touchdown reception seasons. Randy Moss had three straight from 2007-09.

## CONSECUTIVE 10-PLUS TOUCHDOWN SEASONS / PATRIOTS HISTORY

3 Randy Moss – 2007, 2008, 2009  
3 Corey Dillon – 2004, 2005, 2006

### 2 Rob Gronkowski - 2010, 2011

2 BenJarvus Green-Ellis – 2010, 2011  
2 Curtis Martin – 1995, 1996

## MOST 10-PLUS TOUCHDOWN SEASONS / PATRIOTS HISTORY

3 Randy Moss – 2007, 2008, 2009  
3 Corey Dillon – 2004, 2005, 2006

### 2 Rob Gronkowski – 2001, 2011

2 BenJarvus Green-Ellis – 2010, 2011  
2 Curtis Martin – 1995, 1996  
2 Stanley Morgan – 1979, 1986

## GRONKOWSKI IS SECOND TIGHT END IN NFL HISTORY WITH BACK-TO-BACK 10-PLUS TD SEASONS

Gronkowski is the second tight end ever to have back to back 10-plus touchdown seasons, joining Antonio Gates (2004-05).

## CONSECUTIVE 10-PLUS TD SEASON BY A TE /NFL HISTORY

### Rob Gronkowski 10 in 2010 and 17 in 2011

Antonio Gates 13 in 2004 and 10 in 2005

## GRONKOWSKI REACHED 20 TDS IN FEWEST GAMES AMONG TEs IN NFL HISTORY

With his two touchdowns vs. Kansas City (11/21), Gronkowski reached the 20 touchdown mark in just 26 career games, the fewest games among tight ends in NFL history.

## THE TIGHT ENDS TO REACH 20 TOUCHDOWN RECEPTIONS IN THE FEWEST GAMES

Player	Team	Games to 20 TD catches
<b>Rob Gronkowski</b>	<b>Patriots</b>	<b>26</b>
Mike Ditka	Chicago	31
Kellen Winslow	San Diego	35
Antonio Gates	San Diego	37

## GRONKOWSKI THIRD ON PATRIOTS LIST FOR TOUCHDOWNS BY A TIGHT END

### Most Receiving Touchdowns by a Patriots Tight End

Player	TD	Years
Ben Coates	50	1991-99
Russ Francis	28	1975-88
<b>Rob Gronkowski</b>	<b>27</b>	<b>2010-Present</b>
Ben Watson	20	2004-09

## MOST TD CATCHES BY A PATS TIGHT END

### MOST TOUCHDOWN CATCHES IN A SEASON BY A PATRIOTS TIGHT END

Player	Year	Rec	Yds	Avg	Lg	TD
<b>Rob Gronkowski</b>	<b>2011</b>	<b>90</b>	<b>1327</b>	<b>14.7</b>	<b>52t</b>	<b>17</b>
Rob Gronkowski	2010	42	546	13	28	10
Ben Coates	1996	62	682	11	84t	9



# PATRIOTS OFFENSIVE NOTES

## GRONKOWSKI'S 18 OVERALL TDS ARE SECOND MOST BY A PATRIOT IN A SEASON

Gronkowski finished the 2011 season with 18 overall touchdowns (17 receiving, 1 rushing). His 18 overall touchdowns passed Curtis Martin (17 overall in 1996) for the second highest single season total in Patriots history. Randy Moss had a franchise record 23 total touchdowns in 2007.

### PATRIOTS RECORD BOOK / MOST TOUCHDOWNS IN A SEASON

Player	Season	TDs
Randy Moss	2007	23
<b>Rob Gronkowski</b>	<b>2011</b>	<b>18</b>
Curtis Martin	1996	17

## GRONKOWSKI: NFL TIGHT END RECORD OF SEVEN GAMES OF TWO OR MORE TDS IN 2011

Gronkowski had his ninth game overall with two or more touchdowns and his seventh game in 2011 with two or more touchdowns in the season-finale vs. Buffalo (1/1/12). The seven games with two or more touchdowns extends his NFL record for a tight end. Antonio Gates (San Diego in 2004) and Jerry Smith (Washington in 1967) each had four two-touchdown games. The NFL record for most two-plus touchdown reception games in a season is eight by Randy Moss with the Patriots in 2007. Gronkowski's is tied with Cris Carter (1995) and Jerry Rice (1987) for the second most games with two or more touchdowns in a single season

### MOST GAMES WITH 2+ TD RECEPTIONS/SEASON

8	Randy Moss (Patriots)	2007
<b>7</b>	<b>Rob Gronkowski (Patriots)</b>	<b>2011</b>
7	Cris Carter (Minnesota)	1995
7	Jerry Rice (San Francisco)	1987

## GRONKOWSKI LEADS ALL TIGHT ENDS WITH 27 TOUCHDOWN CATCHES SINCE 2010

Gronkowski has 27 touchdown receptions since the start of the 2010 season, are the most among all NFL tight ends and second among all NFL players.

### Most Touchdowns by a Tight End Since 2010

Player	Touchdowns
<b>Rob Gronkowski</b>	<b>27</b>
Antonio Gates	17
Jimmy Graham	16
Jason Witten	14

### Most Touchdown Receptions Since 2010

Player	Touchdowns
Calvin Johnson	28
<b>Rob Gronkowski</b>	<b>27</b>
Greg Jennings	21

## GRONKOWSKI SETS TEAM MARK WITH A TD REC. IN SIXTH STRAIGHT GAME

Gronkowski set a franchise record with a touchdown reception in his sixth straight game at Washington (12/11). The Patriots record for most consecutive games with at least one touchdown is seven by Curtis Martin.

## GRONKOWSKI GOES OVER 100

Gronkowski registered his sixth career 100-yard game and his fifth of the 2011 season after finishing with 108-yards in the season-finale vs. Buffalo (1/1/12). Gronkowski had a career-high 160 yards on six receptions at Washington (12/11). His previous best was a 113 yards at the NY Jets on Nov. 13, 2011. The record for a New England tight end is 161 yards by Ben Coates on Sept. 4, 1994 at Miami.

## GRONKOWSKI: 13<sup>TH</sup> TIME IN AN NFL TIGHT END HAS 90 RECEPTIONS

Gronkowski finished the season with 90 receptions, posting the 13th season with 90 or more receptions by a tight end. New Orleans's Jimmy Graham (99) also eclipsed the 90- reception plateau.

## ALL IN THE FAMILY

Rob Gronkowski grew up playing football against his brothers in the backyard. Now three of the five brothers are playing in the NFL. Dan Gronkowski, finished the 2011 season with Cleveland after spending part of the season with the Patriots. He also spent time with Detroit (2009) and Denver (2010). Chris is currently playing for Indianapolis after spending the 2010 season with Dallas. The Gronkowskis are among 23 different sets of brothers currently in the NFL, yet they are the only family that can claim to have three siblings in the league. According to the Pro Football Hall of Fame, the Gronkowski brothers join nine other families to have at least three brothers playing at the same time. The Gronkowski brothers join nine other families to have at least three brothers playing at the same time.

Family	Brothers	Yr. in NFL at Same Time
Gronkowski	Rob, Dan, Chris	2010- 2011
Baldinger	Brian, Gary, Rich	1986-88, 90-92
Browner	Joey, Keith, Ross	1984-87
Olsen	Merlin, Phil, Orrin	1976
Saul	Rich, Bill, Ron	1970
Richardson	Gloster, Tom, Willie	1969
Rooney	Bill, Cobb, Joe	1924-27
Kinderdine	Hobby, Shine, Walt	1924
Nesser	Al, Frank, Fred, John, Phil, Ted	1921

## GRONKOWSKI'S 27 TDS ARE SECOND MOST IN FIRST TWO NFL SEASONS

### Most Touchdown Catches First Two NFL seasons

No.	Player
28	Randy Moss (Minnesota – 17 and 11)
<b>27</b>	<b>Rob Gronkowski (10 and 17)</b>
25	Bob Hayes (Dallas – 12 and 13)

## TIGHT END TANDEM: GRONKOWSKI AND HERNANDEZ COMBINE FOR MOST RECEPTIONS BY A TIGHT END PAIR IN NFL HISTORY

Ron Gronkowski (90) and Aaron Hernandez (79) combined for 169 receptions in 2011, the most by a pair of tight end in the same season in NFL history. Jason Witten (94) and Martellus Bennett (33) combined for 127 in 2010 with Dallas for the second most. Their combined yardage total of 2,237 in 2011 is the most by any tight end pair in NFL history.

## TIGHT END COMBINE FOR 24 TDS IN 2011

Gronkowski (17) and Hernandez (7) combined for 24 touchdown receptions. Last season, Gronkowski had 10 touchdown catches, while Hernandez had six. It is the first time in NFL history a tight end tandem has had five or more touchdowns in consecutive seasons.

## AARON HERNANDEZ LEARNS FROM HIS BROTHER

The relationship between Aaron Hernandez and his older brother D.J. has taken on many roles over the years: sibling, teammate, role model and surrogate father. They played high school football together – D.J. the star senior quarterback and Aaron, the athletic but not quite ready freshman. When their father passed away when Aaron was 17, he relied on his brother even more. "I just followed my brother's footsteps," he told the Providence Journal. "I just tried to follow his work ethic because he did everything the right way. He was always successful." D.J., now the quarterbacks coach at Brown, has tried to instill hard work and perseverance in his younger brother. It's paying off, as Aaron started last season as the youngest active player on an NFL roster and continues to thrive in the Patriots offense.

## HERNANDEZ SETS CAREER-HIGH WITH SEVEN TOUCHDOWNS IN 2011

Hernandez set a single-season career high with his seventh touchdown of the season on a 39-yard pass from Tom Brady in the second quarter vs. Buffalo (1/1/12) in the season-finale. As a rookie in 2010, he had six touchdown receptions.



# PATRIOTS OFFENSIVE NOTES

## HERNANDEZ PUTS UP BIG NUMBERS IN 2011

Hernandez finished the 2011 season with 79 receptions for 910 yards and seven touchdowns. The 910 yards are the fourth best in Patriots history for a tight end and the 79 receptions fifth best in a single season.

### Most Receiving Yards by a Patriots Tight End

Player	Yards	Year
Rob Gronkowski	1,327	2011
Ben Coates	1,174	1994
Ben Coates	915	1995
<b>Aaron Hernandez</b>	<b>910</b>	<b>2011</b>
Marv Cook	808	1991
Don Hasselbeck	808	1981

### Most Receptions by a Patriots Tight End

Player	Rec.	Year
Ben Coates	96	1994
Rob Gronkowski	90	2011
Ben Coates	84	1995
Marv Cook	82	1991
<b>Aaron Hernandez</b>	<b>79</b>	<b>2011</b>

## CHAD OCHOCINCO NAME CHANGE

Chad Ochocinco was acquired by the Patriots in a trade with Cincinnati on July 29, 2011. He played as Chad Johnson for the first seven years of his Bengals career. He legally changed his last name to Ochocinco prior to the 2008 season. Upon joining the Patriots, TE Aaron Hernandez switched his jersey number from 85 to 81 to accommodate Ochocinco. Said Ochocinco on getting number 85 from Hernandez: "Nothing [exchanged]. It was Mr. Hernandez's way of greeting me here. He gave me the number, I didn't have to pay anything. I just shook his hand and said, 'Thank you.'"

## 2011 FIRST ROUND PICK NATE SOLDER

It only took a day for Nate Solder to decide to change from his lifelong position of tight end to tackle after playing his freshman year at Colorado as a tight end. "My coaches came to me and said, 'You'd be an all right tight end, but you'd be an even better tackle,'" he told the Boston Globe. "I've always wanted to be great, so that's why I moved to tackle." He added over 30 pounds after his redshirt freshman season and was named the team's starting left tackle. He played in 2,540 of 2,542 offensive plays over the next three seasons at Colorado and has been an immediate contributor on the Patriots offensive line at right tackle. He's even had the chance to return to his tight end roots, occasionally filling in as the third tight end in short-yardage situations.

## MATTHEW SLATER: LIKE FATHER LIKE SON

Matthew Slater, drafted in 2008, is one of six sons of Hall of Fame members to be drafted in NFL history.

### HALL OF FAME FATHERS WITH SONS DRAFTED IN THE NFL

- Jackie Slater (class of 2001) – son, Matthew Slater (NE)
- Howie Long (class of 2000) – son, Chris Long (STL)
- Bobby Bell (class of 1983) – son, Bobby Bell (NYJ)
- Tony Dorsett (class of 1994) – son, Anthony Dorsett (HOU)
- Bob Griese (class of 1990) – son, Brian Griese (DEN)
- Kellen Winslow (class of 1995) – son, Kellen Winslow (CLE)

## SLATER RECORDS FIRST CAREER RECEPTION

Slater registered his first NFL reception with a 46-yard reception from QB Tom Brady in the first quarter of the 2011 season-opener at Miami (9/12).

## SLATER MAKES FIRST NFL START ON DEFENSE

Slater made his first NFL start when he lined up at safety vs. Indianapolis (12/4). Slater was credited with seven total tackles and one forced fumble. Slater forced Indianapolis running back Delone Carter to fumble in the third quarter and Kyle Arrington recovered the loose ball to give the Patriots possession at their own 34-yard line. Slater finished the game with 10 total tackles.

## DONALD THOMAS: FROM NO HIGH SCHOOL FOOTBALL TO THE NFL

Donald Thomas found football while playing basketball. A former high school baseball and basketball player who had never played football at any level, Thomas arrived at the University of Connecticut looking for an identity. He often played pickup basketball at the student gymnasium and one day found himself playing with several members of the UConn football team who convinced him to join the team. After meeting with coaches, Thomas walked on to the team as a defensive lineman for the scout team in 2003. He redshirted a year before contributing on special teams. In 2007, he got his chance to play offensive guard, earning All-Big East honors before being selected in the sixth round of the 2008 draft by the Miami Dolphins. As Thomas told the Brockton Enterprise, "Things just took off. It's crazy. This is only my fifth year (of) really playing guard, while some guys have been playing O-line for 15, almost 20 years. I'm not trying to brag or anything, but that's just rare."

## GREETINGS FROM KAARST, GERMANY: SEBASTIAN VOLLMER MAKES HIS MARK

A native of Kaarst, Germany, Vollmer did not begin playing football until the age of 14 when he started playing for the Dusseldorf club team. Vollmer helped lead his German prep school team to two national football championships. His early football success landed him an appearance in the 2004 Global Junior Championships in San Diego, which led him to a scholarship at Houston. He spoke almost no English when he signed with Houston, but he became fluent in the language as he developed from a 250-pound tight end into a 315-pound lineman who started his final 25 games at tackle for the Cougars. Vollmer's collegiate career created interest from the NFL where the Patriots drafted him in the second round of the 2009 draft. Nicknamed "Seabass" during his playing days at Houston, a nickname that has carried over to the NFL.

## WATERS BEGAN HIS CAREER AS A TIGHT END

Despite going to five Pro Bowls as a guard, there was a time when even Brian Waters didn't know his position. He played tight end for three years in college at North Texas before becoming the team's starting defensive end, backup tight end and fill-in fullback as a senior. He was signed by Dallas as a rookie free agent tight end in 1999, but did not make the team. He was signed by Kansas City the following winter and was sent to the Berlin Thunder of NFL Europe as an offensive lineman. Waters returned to the NFL in 2000, making the Kansas City roster as an offensive lineman. Now with the Patriots, it's clear how Waters carved out a permanent position for himself in the NFL. Said Bill Belichick, "Every time I go by his locker he's studying his game plan. Very professional. I've really been impressed with not only the way he's performed, but just the way he's gone about his job. He adds a lot of quiet leadership."

## WOODHEAD GOES FROM DIVISION II TO THE NFL

Danny Woodhead was a standout at Division II Chadron State in Nebraska. He averaged 178.9 yards per game and totaled 101 rushing touchdowns during his collegiate career. Woodhead's outstanding junior and senior seasons earned him two Harlon Hill Trophies, the Division II equivalent to the Heisman Trophy. He is one of just three players to ever win two or more Harlon Hill Trophies, joining Texas A&M University-Kingsville running back Johnny Bailey, who won it three times (1987-89) before playing six seasons in the NFL for the Bears, Cardinals, and Rams. Valdosta State University's Dusty Bonner was the only other player to win the Harlon Hill Trophy multiple times (2000 and 2001).

## DANNY WOODHEAD HAS HIGHEST RUSHING AVERAGE

Danny Woodhead's career average of 5.160 is the best ever in franchise history among any players with at least 100 rushing attempts.



# WR Wes Welker News & Notes

## WELKER LEADS NFL IN RECEPTIONS SINCE 2007

Wes Welker leads the NFL with 554 receptions since the start of 2007. He is the first player to reach 300 receptions in his first 40 games with a new team. Welker is led the NFL in 2011 with 122 receptions and led the AFC and finished second in the NFL with 1,569 receiving yards. He had 22 more receptions than the next wide receiver (Roddy White with 100)



### 2007-PRESENT NFL REC. LEADERS

Player	Team	Rec.	Yds	TD
<b>Wes Welker</b>	<b>NE</b>	<b>554</b>	<b>6,105</b>	<b>31</b>
Brandon Marshall	DEN/MIA	474	5,938	32
Reggie Wayne	IND	472	6,234	36
Roddy White	ATL	471	6,422	42

## WELKER REACHED 1,000 YARDS FOR A PATRIOTS RECORD FOURTH TIME

Welker reached 1,000 yards for the fourth time as a member of the Patriots in the win at the New York Jets on Nov. 13, 2011. He finished the 2011 season with a franchise record 1,569 yards. The four 1,000-yard seasons are the most by a Patriots receiver. Welker was tied with Randy Moss and Stanley Morgan with three 1,000-yard seasons.

### MOST 1,000-YARD RECEIVING SEASONS IN PATRIOTS HISTORY

**4 Wes Welker (2007-09, 11)**

3 Randy Moss (2007-10)

3 Stanley Morgan 1977-89)

## WELKER SETS FRANCHISE RECORD IN 2011

Wes Welker has a career-high of 1,569 receiving yards in 2011 for a new franchise record. He surpassed Randy Moss, who had 1,493 yards in 2007.

### PATRIOTS SINGLE-SEASON RECEIVING YARD LEADERS

Player	Season	Yds	Rec.	TD
<b>Wes Welker</b>	<b>2011</b>	<b>1569</b>	<b>122</b>	<b>9</b>
Randy Moss	2007	1493	98	23
Stanley Morgan	1986	1491	84	10
<b>Wes Welker</b>	<b>2009</b>	<b>1348</b>	<b>123</b>	<b>4</b>
Rob Gronkowski	2011	1,327	90	17

## WELKER FINISHES WITH 122 CATCHES (T-4<sup>TH</sup> ALL-TIME); BECOMES 2<sup>ND</sup> PLAYER IN NFL HISTORY WITH TWO 120-CATCH SEASONS

Welker led the NFL with 122 receptions in 2011, a total that is tied for the fourth-highest single-season total in NFL history. The 120-plus catch season was the second time in Welker's career he has passed the 120-reception mark (123 in 2009 and 122 in 2011), joining Cris Carter (122 in 1995 and 122 in 1994) as the only players to have 120-plus receptions twice in a career.

### MOST RECEPTIONS IN A SEASON

Player	Team	Year	Receptions
Marvin Harrison	Indianapolis	2002	143
<b>Wes Welker</b>	<b>New England</b>	<b>2009</b>	<b>123</b>
Herman Moore	Detroit	1995	123
<b>Wes Welker</b>	<b>New England</b>	<b>2011</b>	<b>122</b>
Cris Carter	Minnesota	1995	122
Cris Carter	Minnesota	1994	122
Jerry Rice	San Francisco	1995	122

### Most receptions in a season by a Patriots Player

Player	Year	Receptions
<b>Wes Welker</b>	<b>2009</b>	<b>123</b>
<b>Wes Welker</b>	<b>2011</b>	<b>122</b>
<b>Wes Welker</b>	<b>2007</b>	<b>112</b>
<b>Wes Welker</b>	<b>2008</b>	<b>111</b>
Troy Brown	2001	101

## WELKER SETS PERSONAL BEST WITH HIS NINTH TD OF 2011

Welker caught a 24-yard touchdown in the third quarter at Washington (12/11) for his personal-best ninth touchdown of the season. His previous best was eight touchdowns in 2007.

## WELKER FINISHED WITH JUST UNDER 8 RECEPTIONS PER GAME IN 2011

Welker averaged 7.6 receptions per game in 2011, totaling 122 receptions in 16 games. The NFL record for highest average per game in a season is 8.9 by Marvin Harrison in 2002. Harrison in 2002 and Welker in 2009 with 8.8 are the only NFL players to average 8.0 or more receptions per game.

### NFL Highest Average Per Game/Season

Player	Season	Average
Marvin Harrison (Indianapolis)	2002	8.9
<b>Wes Welker (Patriots)</b>	<b>2009</b>	<b>8.8</b>
Herman Moore (Detroit)	1995	7.7
Lionel Taylor (Denver)	1960	7.7
<b>Wes Welker (Patriots)</b>	<b>2011</b>	<b>7.6</b>
Cris Carter (Minnesota)	1994	7.6
Cris Carter (Minnesota)	1995	7.6
Jerry Rice (San Francisco)	1995	7.6

## EIGHTH TIME IN NFL HISTORY A PLAYER REACHES 1,000 YARDS IN THE NINTH GAME

Welker reached 1,000 yards in the ninth game of the 2011 season. It is an accomplishment that has happened just eight times in NFL history since the merger and for the first time since Torry Holt accomplished the feat with St. Louis in 2003. Isaac Bruce accomplished the feat two times. All eight times the accomplishment was reached in the ninth game of the season.

### PLAYERS WHO REACHED 1,000 RECEIVING YARDS BY TEAMS

#### NINTH GAME OF THE SEASON

Player	Team	Year
<b>Wes Welker</b>	<b>Patriots</b>	<b>2011</b>
Torry Holt	St. Louis	2003
Isaac Bruce	St. Louis	2000
Marvin Harrison	Indianapolis	2000
Isaac Bruce	St. Louis	1995
Michael Irvin	Dallas	1995
Jerry Rice	San Francisco	1990
Wes Chandler	San Diego	1982

## WELKER BECOMES THIRD PATRIOT TO RECORD 500 RECEPTIONS

Welker (554) entered the Jets (11/13) game with 498 receptions as a member of the Patriots. He caught two passes in the second quarter to become the third Patriots Player to reach 500 receptions as a member of the Patriots, joining Troy Brown (557) and Stanley Morgan (534). Welker needs 4 receptions to pass Troy Brown and become the Patriots' all-time reception leader.

## WELKER BECOMES THE FASTEST PLAYER IN NFL HISTORY TO REACH 500 RECEPTIONS WITH ONE TEAM

Welker reached 500 receptions as a member of the Patriots in his 70<sup>th</sup> game with the team and became the fastest player to record 500 receptions with one team, surpassing Anquan Boldin (80 games with Arizona). He is the fourth player in NFL history with at least 500 catches in a five-year span. Only Marvin Harrison (five times), Cris Carter (twice) and Pro Football Hall of Famer Jerry Rice (once) have accomplished the feat.

### THE PLAYERS TO REACH 500 RECEPTIONS WITH ONE TEAM IN

#### THE FEWEST GAMES

Player	Team	Games
<b>Wes Welker</b>	<b>New England</b>	<b>70</b>
Anquan Boldin	Arizona	80

## WELKER LED TEAM IN RECEPTIONS FOR FIFTH STRAIGHT YEAR

Wes Welker became the first Patriots player to lead the team in receiving in four straight years after finishing 2010 with 86 receptions. He led the team for a fifth straight season with 122 receptions in 2011. He has now led the team in receiving yards four straight seasons.



# WR WES WELKER/ DEFENSIVE NOTES

## WELKER HAD THREE STRAIGHT 100 CATCH AND 1,000 YARD SEASONS

Welker registered his third straight season with at least 100 receptions (123) and 1,000 receiving yards (1,348) in 2009. Only four other NFL players have had three consecutive seasons of at least 100 receptions and 1,000 yards receiving: Marvin Harrison (4, 1999-02), Brandon Marshall (3, 2007-09), Herman Moore (3, 1995-97) and Jerry Rice (3, 1994-96).

## WELKER JOINS RICE AND HARRISON WITH FOUR 100-RECEPTION SEASON

Welker added seven receptions at Washington (12/11) to reach 100 receptions for the season and become the third player in NFL history with four 100-catch seasons. Welker Joins Marvin Harrison and Jerry Rice as the only players with four 100-reception seasons.

### MOST 100-RECEPTIONS SEASON IN NFL HISTORY

Player	100-reception seasons
<b>Wes Welker</b>	<b>4</b>
Marvin Harrison	4
Jerry Rice	4
Brandon Marshall	3
Herman Moore	3
Andre Johnson	3
Reggie Wayne	3

## WELKER: 7.2 CATCHES PER GAME SINCE 2007

Wes Welker is averaging 7.2 receptions per game since joining New England in 2007. His 7.2 average is the highest in the NFL during that time.

### MOST RECEPTIONS PER GAME SINCE 2007

(Minimum-20 games)

Player	Team	Average
<b>Wes Welker</b>	<b>New England Patriots</b>	<b>7.2</b>
Andre Johnson	Houston Texans	6.5
Brandon Marshall	Denver/Miami	6.2

## WELKER TIES NFL RECORD FOR 10-PLUS CATCH GAMES IN A SEASON WITH SEVEN IN 2009

Welker had seven 10-plus reception games in 2009 season to tie the NFL record for most 10-plus reception games in a single season. Andre Johnson of Houston had seven 10-plus reception games in 2008.

### PATRIOTS MOST GAMES WITH 10-PLUS CATCHES

#### No. of 10-plus reception games for the Patriots

<b>Wes Welker</b>	<b>14</b>
Ben Coates	5
Troy Brown	5

## WELKER TIES NFL RECORD WITH THREE GAMES OF 8 RECEPTIONS, 150 YARDS AND A TD

Welker is already tied with six other players as the only players in NFL history to have at least eight receptions, 150 receiving yards and at least one touchdown three times in a single season with three such games in 2011.

### PLAYERS TIED FOR NFL RECORD OF THREE GAMES WITH 8+ REC, 150+ YDS, AND 1+ TD IN A SINGLE SEASON

Player	2011
<b>Wes Welker</b>	<b>2011</b>
Randy Moss	2003
Tim Brown	1995
Isaac Bruce	1995
Jerry Rice	1993
Sterling Sharpe	1989
Roy Green	1984

## WELKER SETS FRANCHISE RECORD FOR RECEIVING YARDS; TIED TEAM MARK IN RECEPTIONS IN A SINGLE GAME IN 2011

Welker had a career-high 217 receiving yards to set a franchise record at Buffalo (9/25). The previous record was set by Terry Glenn when he had 214 at Cleveland on Oct. 3, 1999. It is the second 200-yard performance in franchise history. Welker's previous best was 192 yards vs. the New York Jets (11/22/09). Welker's 16 receptions at Buffalo are a personal best and are tied with Troy Brown for the franchise mark. Brown had 16 vs. Kansas City on Sept. 22, 2001. Welker previous best were the 15 he had vs. the New York Jets (11/22/09)

## WELKER TIED FOR THIRD AMONG ACTIVE PLAYERS WITH 14 10-PLUS RECEPTION GAMES

Welker now has 14 10-plus reception games in his career.

### Most Games with 10+ receptions/Active Players

15 Andre Johnson	12 Anquan Boldin
<b>14 Wes Welker</b>	12 Brandon Marshall
14 Reggie Wayne	

### MOST GAMES WITH 10+ RECEPTIONS IN NFL HISTORY

17 Jerry Rice	13 Tim Brown
16 Marvin Harrison	12 Anquan Boldin
15 Andre Johnson	12 Brandon Marshall
<b>14 Wes Welker</b>	
14 Cris Carter	
14 Reggie Wayne	

## WELKER IS STREAKING

Welker has a streak of 94 straight regular-season games with at least one reception. He has caught at least one pass in each of his 82 games with the Patriots, including five postseason games. The last time that Welker did not catch a pass in a game was December 24, 2005 when he was with Miami. He has caught at least one pass in 77 consecutive regular-season games with the Patriots to extend a franchise record. TE Ben Coates originally set the record with 63

## MARK ANDERSON REACHES DOUBLE-DIGIT SACKS; PATRIOTS HAVE TWO PLAYERS FINISH WITH 10 OR MORE SACKS IN 2011

Mark Anderson reached double digit sacks (10.0) for the second time in his career and for the first time since he had a career-high 12.0 as a rookie in 2006 with Chicago after an 8-yard sack in the second quarter of the season-finale vs. Buffalo (1/1/12). It is the third time in Patriots history (1985 and 1977) that two players have finished with double digit sacks with Anderson and Andre Carter reaching 10.0 sacks in 2011. The last time two Patriots had 10 or more sacks was 1985 with Andre Tippett (16.5) and Garin Veris (10.0). In 1977 Tony McGee (12.0) and Ray Hamilton (10.0) finished with double digit sacks. It is the 14<sup>th</sup> time that the Patriots have had a player finish with double digit sacks.

## KYLE ARRINGTON TIED FOR NFL LEAD WITH SEVEN INTERCEPTIONS IN 2011

Kyle Arrington, who had just two interceptions during his entire college career at Hofstra, tied for the NFL lead with a career-high seven interceptions in 2011. The last Patriots player to lead the league in interceptions was Asante Samuel with 10 in 2006. Arrington had two games in 2011 with two picks: at Buffalo on Sept. 25 and vs. Kansas City on Nov. 21.

### 2011 NFL INTERCEPTION LEADERS

Player	Team	Int	Yds	Avg	Lg	TD
<b>Kyle Arrington</b>	<b>NE</b>	<b>7</b>	<b>92</b>	<b>13.1</b>	<b>28</b>	<b>0</b>
Eric Weddle	SD	7	89	12.7	26	0
Charles Woodson	GB	7	63	9.0	30t	1

## ANDRE CARTER TIED A PATRIOTS RECORD WITH 4.0 SACKS AT THE JETS IN 2011

Andre Carter tied a franchise record with 4.0 sacks at the Jets on Nov. 13, 2011. Julius Adams at Atlanta (12-4-77), Tony McGee at Baltimore (11-16-78) and Mike Hawkins vs. NY Jets (9-9-79) also had 4.0 sacks in a game. Carter's previous best was 2.5 at Carolina on Oct. 11, 2009 while with Washington. It is Carter's third game with two more sacks in 2011. Carter was named AFC Defensive Player of the Week for his performance.

## CARTER REACHES DOUBLE-DIGIT SACKS

Carter pushed his 2011 sack total to 10.0 after forcing a fumble on an end zone sack at Washington (12/11) that was recovered for a touchdown. Carter has registered double-digit sacks now four times in his career, including a career-high 12.5 in 2002 with San Francisco.



# PATRIOTS DEFENSIVE NOTES

## PATRICK CHUNG'S JOURNEY TO THE NFL

Long before S Patrick Chung picked up flag football as a teen, his mother, Jamaican recording artist Sophia George, had preached about being a tough man in a song. Her hit single, "Girlie Girlie" – a traditional reggae song about poking fun at a boy who was not man enough – topped the charts in 1985. Chung is aware that among his talents he was born with speed and agility - singing is not one of them. Chung, who possesses a great sense of pride in his unique heritage – his mother is Jamaican and his father is half Jamaican and half Chinese, was born in Jamaica and moved to California at age 12 where he started to play football as a freshman in high school. Chung went on to star at Oregon, where he holds the distinction of starting more games than any other defensive player in school history with 51 starts. He originally entered the draft as junior, but ultimately decided to return for his senior season. Pinned to the back of his locker is a reminder of the support he has gotten - a Jamaican flag that indicates his family's importance to him.

## GUYTON AND ARRINGTON RETURN FIRST CAREER INTERCEPTIONS FOR SCORES

LB Gary Guyton intercepted his first pass vs. Cincinnati (9/12/10) and returned it 59 yards for a touchdown, and CB Kyle Arrington returned his first career interception vs. Green Bay (12/19/10) 36 yards for a touchdown. Guyton joins Kyle Arrington and as current Patriots' players that returned their first career interception for a touchdown.

## JAMES IHEDIGBO WILL ALWAYS HAVE HOPE

Amherst, Mass. native James Ihedigbo is the son of Apollos and Rose Ihedigbo, who came to Massachusetts from Nigeria, earned doctorate degrees from UMass and strived to improve the lives of many Africans back home. When James was in high school, his father returned to Africa to start the Nigerian-American Technical and Agricultural College. He worked to build the school for two years before dying in 2002 from kidney failure. In 2008, Ihedigbo, his mother and his four siblings kept his legacy alive by founding HOPE Africa, an organization that helps fund educational and medical efforts in Africa and supports the college his father started. As he told the Boston Herald, Ihedigbo hopes to "help students be what they dream they can be." He went a long way toward that goal in March 2011 when he traveled to Africa with three other NFL players, Amobi Okoye, Frank Okam and Connor Baldwin, and his mother, who serves as HOPE Africa's executive director. They brought 3,500 books, ran health clinics, taught kids American football and most of all, spread hope.

## KYLE LOVE 'MINI-V' FOLLOWS WILFORK

Kyle Love has been looking up to Vince Wilfork since his days at Mississippi State, when his teammates dubbed him "Mini-V" for his resemblance to the Patriots defensive tackle. The nickname led Love to closely monitor Wilfork as he finished his playing days with the Bulldogs. Little did he know that he would get the chance to watch Wilfork from an even closer perspective – lined up next to him on the Patriots defensive line. "I stay close to that guy always. Watch me out here, I'm right beside him, no matter what," Love told the *Boston Globe*. Now that they're on the same team, Wilfork has become an even bigger influence, like a big brother, according to Love.

## STILL RECEIVING THE LOVE

Kyle Love continues to receive motivation from his father, retired Army colonel Anthony Love. Every game day, his father sends him a text message with words of encouragement to get him excited. His dad has been motivating him since middle school and the message has always remained the same: "Give the coaches a reason to keep you."

## ROOKIE STERLING MOORE RECORDS FIRST CAREER INTERCEPTIONS

Rookie Sterling Moore intercepted his first pass of his career at the Buffalo 25-yard line in the third quarter in the season-finale (1/1/12). The Patriots converted the turnover into a touchdown to give the Patriots their first lead of the game. He intercepted his second pass in the fourth quarter and returned it 21 yards for a touchdown.

## MAYO OVER 100 TACKLES FOR THE FOURTH STRAIGHT YEAR

LB Jerod Mayo finished the 2011 season with 103 tackles, registering 100 tackles for the fourth straight year. He is the first player in New England history to register 100 tackles in his first four NFL seasons. He is the fifth Patriots player to register at least four consecutive 100 tackle seasons.



## 100 Tackles in at least four consecutive seasons/Patriots

- 6 Fred Marion (1985-1990)
- 5 Lawyer Milloy (1997-2001)
- 5 Vincent Brown (1991-1995)
- 4 Jerod Mayo (2008-2011)**
- 4 Steve Nelson (1979-82)

## MAYO LED NFL WITH 193 TOTAL TACKLES IN 2010

Mayo finished first in the NFL with a career-high 193 total tackles in 2010 with two 19-tackle games: vs. BLT (10/17) and vs. GB (12/19). His 193 tackles are the highest since LB Steve Nelson had 207 tackles in 1984 and are the third highest in team history. Mayo had 10 games in 2010 with 10-plus tackles.

## Patriots Single Season Tackle Leaders All-Time

Year	Player	Tackles
1983	LB Clayton Weishuhn	229
1984	LB Steve Nelson	207
<b>2010</b>	<b>LB Jerod Mayo</b>	<b>193</b>
1980	LB Steve Nelson	186

## MAYO IS A YOUNG LEADER

Jerod Mayo learned knowledge and discipline are the keys to success while spending afternoons with his three brothers under the supervision of their grandfather, Walter Johnson, a retired Air Force veteran of 30 years. While Mayo's mother worked two jobs, Johnson taught the boys discipline, responsibility and the value of life. Those lessons helped Mayo develop a work ethic and demeanor that has earned him the nickname of "Old Soul" from his teammates. His leadership skills and talent helped him become only the second Patriot to be named AFC Rookie of the Year, earning that title in 2008 to join Michael Haynes (1976).

## MAYO REGISTERS FIRST TWO CAREER INTERCEPTIONS IN 2011

Mayo registered his first two career interceptions in consecutive games – Vs. Indianapolis (12/4) and at Washington (12/11). He clinched the win at Washington when he intercepted a Redskins pass at the New England 9-yard line to seal the 34-27 win.

## DOUBLE TROUBLE: CB DEVIN MCCOURTY

After being selected by the Patriots in the first round of the 2010 NFL Draft, CB Devin McCourty became part of a select group in league history. McCourty's identical twin brother, Jason, is a cornerback with Tennessee, selected in the sixth round of the 2009 NFL Draft. The two are the 12<sup>th</sup> set of twins to play in the NFL. Devin redshirted for the 2005 season and therefore was a year behind his brother in eligibility. McCourty is the second twin to suit up for the Patriots, after CB Kato Serwanga was a member of the team from 1998-2000. His twin brother Wasswa played for San Francisco and Minnesota from 1999-2001. According to McCourty's mother, the two can only be told apart by tiny scars on their faces left by chickenpox.



# DEFENSIVE NOTES/SPECIAL TEAMS

## ROB NINKOVICH: WHERE DID HE COME FROM?

Rob Ninkovich's journey to the Patriots was not easy. He entered the league as a fifth-round pick of New Orleans in 2006 and was waived four times by New Orleans and Miami before landing in New England on Aug. 2, 2009. He spent the 2009 offseason trying to make the New Orleans team as a long snapper. Before coming to the Patriots he had appeared in just eight games over three years. He doubled that total in his first year in New England, appearing in 15 games in 2009 and his role on the team has grown since. He finished with 58 total tackles, four sacks, broke up three passes and had 11 special teams stops last season. He also had two interceptions, both against his former team, the Miami Dolphins. He tied for the AFC lead in fumble recoveries with three, with the most notable coming at San Diego on Oct. 24, when he returned a fumble 63 yards, marking the second longest fumble return in team history. He had his second 2-interception game at the New York Jets on Nov. 13, 2011 and returned his second pick 12 yards for a touchdown. Despite his success, Ninkovich told the Brockton Enterprise, "I don't want to get comfortable. You can't get comfortable because the first time you get comfortable, you're out of a job. I'm always uneasy. That keeps you going."

## NINKOVICH SCORED AS A TE IN COLLEGE

Ninkovich played some at tight end in college at Purdue and caught two touchdown passes with a 2-yard touchdown pass from Kansas City QB Kyle Orton and a 1-yard touchdown pass from current Indianapolis QB Curtis Painter.

## VINCE WILFORK REGISTERS FIRST CAREER INTERCEPTIONS IN 2011

Vince Wilfork recorded his first career interception when he picked off QB Philip Rivers in the second quarter vs. San Diego (9/18). He had his second interception at Oakland (10/2) to join Anthony Pleasant (2001) as the only other Patriots defensive lineman to ever record two interceptions in the same season. Wilfork is one of four Patriots defensive lineman to ever record two interceptions overall, joining Pleasant, Richard Seymour and Henry Thomas.

## WILFORK SCORES FIRST NFL TOUCHDOWN IN 2011

Wilfork recovered a fumble in the end zone at Washington (12/11) for his first touchdown. DE Andre Carter sacked QB Rex Grossman in the end zone and forced a fumble and Wilfork recovered the ball for the Patriots first points in their 34-27 victory.

## WILFORK WEARS HIS HEART ON HIS NECK

Wilfork wears No. 75 over his shoulder pads. Underneath hangs a gold chain locket for those who were number one in his heart: his parents. In 2002, parents David and Barbara Wilfork both passed away within five months of each other, leaving the then University of Miami star without his greatest support system. Wilfork, who lost his father to diabetes, has raised hundreds of thousands of dollars for diabetes-related causes. His annual draft day fundraiser, a bowling event he has held for seven years, is one of the signature fundraising events held by a pro athlete in New England. For his charity work, Wilfork was awarded the 2010 New England Patriots Ron Burton Community Service Award. While he will always cherish his National Championship and Super Bowl rings, his constant reminder lies closest to his heart, a picture of his late parents at their high school prom. "I carry them with me wherever I go," Wilfork said of his parents' keepsake. "My parents pushed me to be the best I could be. The things I do and my wife does, we do out of the kindness of our heart, and we do it for the community. I never look for anything in return. My teammates are my second family. My kids, my wife, the New England Patriots – that's all I have."

## GOSTKOWSKI SIXTH BEST EVER IN FG PCT.

Stephen Gostkowski's 84.4 field goal percentage is the sixth-best among NFL kickers all-time.

Player	Years	FGM	FGA	Pct.
Nate Kaeding	2004-11	173	200	86.5
Mike Vanderjagt	1998-06	230	266	86.5
Rob Bironas	2005-11	189	219	86.3
Shayne Graham	2001-11	214	249	85.9
Robbie Gould	2005-11	187	218	85.8
<b>Stephen Gostkowski</b>	<b>2006-11</b>	<b>141</b>	<b>167</b>	<b>84.4</b>
Matt Bryant	2002-11	200	238	84.0

## EVEN STEPHEN

Since joining the Patriots as a fourth-round draft choice in 2006, Stephen Gostkowski has connected on 84.4 percent of his regular-season field goal attempts (141-for-167), achieving the best field goal percentage in Patriots history.

## PATRIOTS ALL-TIME LEADERS / FIELD GOAL PCT.

(Minimum 50 Attempts)

Player	Years	FGM	FGA	Pct.
<b>Stephen Gostkowski</b>	<b>2006-11</b>	<b>141</b>	<b>167</b>	<b>.844</b>
Adam Vinatieri	1996-05	263	321	.819
Matt Bahr	1993-95	55	72	.764
Tony Franklin	1984-87	93	125	.744
Jason Staurovsky	1988-91	50	69	.724
John Smith	1974-83	128	191	.670

## GOSTKOWSKI TIED FOR THIRD IN POINTS

Gostkowski added 9 points vs. Miami (12/24) to push his career total to 701 points and take sole possession of third place on the Patriots scoring list. Gostkowski led the AFC and finished third in the NFL with 143 points. The 143 points are second to the 148 he had in 2008 and the fourth highest in team history.

## Most Points/ Patriots History

Player	Points
Adam Vinatieri (1996-05)	1,158
Gino Cappelletti (1960-70)	1,130
<b>Stephen Gostkowski (2006-11)</b>	<b>712</b>
John Smith (1974-83)	692

## ZOLTAN MESKO: COMING TO AMERICA

Rookie P Zoltan Mesko was born in Timisoara, Romania on the Romania-Hungary border. On Many occasions in 1989, during the communist revolutions, his family was forced to take cover to avoid gun shots from the armies. Even after the fall of the Berlin Wall, his family lived in poverty. His family left Romania when his father won a United States Permanent Resident Card (green card) in the Diversity Immigrant Visa Lottery in 1997 when Mesko was 11.

## MESKO DISCOVERS FOOTBALL

An avid soccer player from his days in Romania, Mesko had a strong leg. It was only when he came to America that he discovered his leg could take him places. In eighth grade, Mesko was playing kickball in the gym when he kicked the ball so high that he broke a light fixture. He was given a choice: pay for the light fixture or play football. With his family still struggling with money and football being a more popular sport than soccer at his school, the choice was an obvious one—Mesko decided to play football. His leg would land him numerous Division I scholarships and admission offers from Ivy League schools. From these, Mesko chose to play football at Michigan.


## MESKO SETS FRANCHISE RECORD WITH A 46.5 AVERAGE

Mesko led the AFC and finished third in the NFL in 2011 with a 41.5 net average. His 46.5 average overall in 2011 is the best in team history, topping the 45.8 average by Tom Tupa in 1997.

# EIGHT PATRIOTS SELECTED TO AFC PRO BOWL SQUAD



**Tom Brady**  
7th Selection




**Andre Carter**  
1st Selection



**Rob Gronkowski**  
1st Selection



**Logan Mankins**  
4th Selection



**Matthew Slater**  
1st Selection



**Brian Waters**  
6th Selection



**Wes Welker**  
4th Selection



**Vince Wilfork**  
4th Selection

**FOXBOROUGH, Mass.** – For the second year in a row, eight members of the New England Patriots have been selected to the Pro Bowl.

Quarterback Tom Brady, DE Andre Carter, TE Rob Gronkowski, G Logan Mankins, WR Mathew Slater (special teams), G Brian Waters, WR Wes Welker and DT Vince Wilfork have been selected to represent the New England Patriots and the AFC in the 2012 Pro Bowl on January 29 at Aloha Stadium in Hawaii. The seven positional players were selected as starters

It is the seventh Pro Bowl selection for Brady (2001, 2004, 2005, 2007, 2009, 2010 and 2011), sixth for Waters (2004, 2005, 2006, 2008, 2010 and 2011) and fourth for Mankins (2007, 2009, 2010 and 2011), Welker (2008, 2009, 2010 and 2011) and Wilfork (2007, 2009, 2010 and 2011). Carter, Gronkowski and Slater earned their first Pro Bowl invitations.

**Brady** finished the season with 5,235 passing yards and joins Drew Brees (5,476 in 2011 and 5,069 in 2008), Dan Marino (5,084 in 1984) and Matthew Stafford (5,038 in 2011) as the only quarterbacks in NFL history to reach 5,000 passing yards in a single season. Brady had a career-best 11 300-yard games in 2011 and has current streak of 32 consecutive games with at least one touchdown pass. He moved into a tie with John Elway for fifth place all-time with 300 career touchdown passes and is sixth player in NFL history to reach 300 touchdown passes, joining Brett Favre, Dan Marino, Peyton Manning, Fran Tarkenton and John Elway. Brady threw 39 touchdown passes in 2011, marking the second highest total of his career, trailing his NFL-record 50 scoring tosses in 2007. Brady set a franchise record with 517 passing yards in the 2011 season-opener at Miami to become one of 12 passers to break 500 yards. In Week 2 vs. San Diego, he became the first of those 12 to follow up a 500-yard passing game with a 400 yard passing game after throwing for 423 against the Chargers.

**Carter** earned his first Pro Bowl selection after registering double-digit sacks for the fourth time in his career with 10.0 sacks. He tied a franchise record with 4.0 sacks in the victory at the New York Jets on Nov. 13, 2011 and was named AFC Defensive Player of the Week for his performance. Carter had three games in 2011 with two or more sacks.

**Gronkowski** is going to his first Pro Bowl after having a record-setting season in 2011. He set an NFL record for most touchdowns by a tight end in a single season with 18 (17 receiving and 1 rushing). His 17 receiving touchdowns are the most in a season by a tight end, breaking the previous record of 13 held by Antonio Gates (San Diego in 2004) and Vernon Davis (San Francisco in 2009). Gronkowski finished the year with 1,327 receiving yards, surpassing Kellen Winslow's record of 1,290 receiving yards with San Diego in 1980 for the most receiving yards in a season by a tight end.

**Mankins** is going to his fourth Pro Bowl, including his third consecutive. He went to his first Pro Bowl in 2007 when he became the first Patriots guard to earn a Pro Bowl selection since 1985 when Pro Football Hall of Famer John Hannah went to his ninth career Pro Bowl. The Fresno State product is in his seventh season with the Patriots since being selected in the first round (32nd overall) of the 2005 NFL Draft. Since entering the starting lineup in 2005, Mankins has helped the New England offense finish in the Top 10 on offense six times, including the 2011 second ranked offense.

**Slater** is going to his first Pro Bowl. He finished with a team-leading 17 special teams tackles to lead the team for the second straight season. Slater, a Special Teams Captain for the 2011 season, has been a productive member of the Patriots special teams units since joining the team as a fifth round draft pick out of UCLA in 2008.

**Waters** was signed by the Patriots as a free agent on Sept. 4, a week prior to the start of the regular season, and started all 16 games for the Patriots at right guard. With Waters in the lineup, the Patriots offense ranked second in the NFL. It is Waters' sixth Pro Bowl and second straight after earning the honor in 2010 with Kansas City.

**Welker** has been selected to the Pro Bowl four straight seasons. He led the NFL with 122 receptions, a total that is tied for the fourth-highest single-season total in NFL history. The 120-plus catch season was the second time in Welker's career that he passed the 120-reception mark (123 in 2009 and 122 in 2011), joining Cris Carter (122 in 1995 and 122 in 1994) as the only players to have 120-plus receptions twice in a career. He finished first in the AFC and second in the NFL with a franchise record of 1,569 receiving yards, topping Randy Moss who had 1,493 receiving yards in 2007. Welker reached 1,000 yards in 2011 for the fourth time as a member of the Patriots. The four 1,000-yard seasons are the most by a Patriots receiver in franchise history. He is the third player in NFL history with four 100-catch seasons, joining Marvin Harrison and Jerry Rice. Since joining the Patriots in 2007, Welker leads the NFL with 548 receptions.

**Wilfork** earned his fourth Pro Bowl selection overall and third straight Pro Bowl honor. He finished the season leading the Patriots' defensive line with 74 total tackles, 3.5 sacks, two interceptions, one forced fumble and two fumble recoveries, including one that he recovered in the end zone for a touchdown. Since being selected in the first round (21st overall) of the 2004 draft out of Miami, Wilfork has helped the Patriots defense finish in the top 10 in points allowed on six occasions (2004, 2006, 2007, 2008, 2009 and 2010).







# THE TEAM OF THE DECADE

When Robert Kraft purchased the New England Patriots in 1994, few would have thought that 17 years later the franchise would be the undisputed team of the decade in the first decade of the new millennium. Kraft brought a winning vision to the organization and dedicated his resources to building a consistent winner. On Jan. 27, 2000, Kraft hired Bill Belichick to coach the team, and three months later the team drafted then-unheralded quarterback Tom Brady, putting the final pieces in place for the Patriots to become the most successful NFL team of the 2000s. Below is a look at the accomplishments of the Patriots during the first decade of the new millennium that earned the Patriots the "Team of the Decade" moniker.

## THE PATRIOTS' UNMATCHED NFL SUCCESS FROM 2000-2009

### Super Bowl Titles

New England	3
Pittsburgh	2
Baltimore	1
Indianapolis	1
New Orleans	1
N.Y. Giants	1
Tampa Bay	1

### Conference Titles

New England	4
Indianapolis	2
N.Y. Giants	2
Pittsburgh	2
10 Teams	1

### Division Titles

New England	7
Indianapolis	6
Philadelphia	5
Pittsburgh	5
San Diego	5

**Note:** The Patriots also finished tied for the division lead twice during the 2000s but lost the division title on tiebreakers in 2002 and 2008.

### Playoff Wins

New England	14
Philadelphia	10
Pittsburgh	10
Indianapolis	9
Baltimore	8

### Playoff Winning Percentage

Team	W	L	Pct.
New England	14	4	.777
New Orleans	5	2	.714
Pittsburgh	10	4	.714
Arizona	4	2	.667
Carolina	5	3	.625
Baltimore	8	5	.615

### Playoff Games Played

New England	18
Philadelphia	18
Indianapolis	17
Pittsburgh	14
Baltimore	13
N.Y. Giants	11

### Overall Wins

(Includes Regular Season and Playoffs)

New England	126
Indianapolis	124
Pittsburgh	113
Philadelphia	113
Baltimore	100

### Overall Winning Percentage

(Includes Regular Season and Playoffs)

Team	W	L	T	Pct.
New England	126	52	0	.708
Indianapolis	124	53	0	.701
Pittsburgh	113	60	1	.652
Philadelphia	113	64	1	.638
Green Bay	98	71	0	.580

### Most Victories in a Season (Inc. Playoffs), 2000-09

Team	Year	W
New England	2007	18
New England	2003	17
New England	2004	17
Baltimore	2000	16
St. Louis	2001	16
Pittsburgh	2004	16
Indianapolis	2006	16
Indianapolis	2009	16
New Orleans	2009	16

### Most Victories in a Single Regular Season, 2000-09

Team	Year	W
New England	2007	16
Pittsburgh	2004	15
New England	2003	14
New England	2004	14
Indianapolis	2005	14
Indianapolis	2009	14
St. Louis	2001	14

### Playoff Games Hosted

New England	9
Philadelphia	9
Pittsburgh	8
Indianapolis	8

### Major Sports League Titles, 2000-09

Los Angeles Lakers	NBA	4
New England Patriots	NFL	3
San Antonio Spurs	NBA	3
Boston Red Sox	MLB	2
Detroit Red Wings	NHL	2
Houston Dynamo	MLS	2
Los Angeles Galaxy	MLS	2
New Jersey Devils	NHL	2
New York Yankees	MLB	2
Pittsburgh Steelers	NFL	2
San Jose Earthquakes	MLS	2

### Major Sports Conference Titles, 2000-09

Los Angeles Lakers	NBA	6
New England Patriots	NFL	4
New England Revolution	MLS	4
Los Angeles Galaxy	MLS	4
New York Yankees	MLB	4
Detroit Red Wings	NHL	3
New Jersey Devils	NHL	3
San Antonio Spurs	NBA	3

### Seasons of NFL Playoff Advancement

Philadelphia	7
New England	6
Pittsburgh	5
Baltimore	4
Indianapolis	4
Green Bay	3
Oakland	3
Seattle	3
New Orleans	3



# PATRIOTS FOOTBALL NETWORK

The **Patriots Football Network** (PFN) is the full portfolio of media offerings from the three-time Super Bowl Champion New England Patriots. PFN provides Patriots content produced both in-house and with media partners spanning print, television, radio and the Internet.

## PATRIOTS ALL ACCESS

**T** Emmy-Award winning Patriots All Access airs weekly throughout the season on WBZ, Channel 4 in Boston and regional affiliates. Patriots All Access features exclusive, behind-the-scenes access and in-depth weekly features on Patriots players and personnel. Hosted by WBZ's Steve Burton, the show features weekly sit-downs with Coach Bill Belichick, including the popular "Belestrator" segment where the coach breaks down upcoming opponents. Fridays at 7:00 p.m and Sundays at 9:00 a.m. on **TV 38 in Boston; WNAC-TV in Providence**; Saturdays at 12:05 a.m. on **WMUR-TV in Manchester, N.H.** Saturdays at 5:00 a.m. on **WMTW-TV in Portland, Maine**; Saturdays at 5:00 p.m. on **WCTX-TV in Hartford, Conn.** Saturdays at 7:00 p.m. on **WFXQ-TV in Springfield, Mass.**; Sundays at 11:00 a.m. on **WVII-TV in Bangor, Maine**



## TOTALLY PATRIOTS



**T**otally Patriots is a unique, one of a kind Patriots show aimed for the next generation of Patriots fans. This weekly, youth oriented football show allows school aged fans unprecedented access to their favorite players, enabling them to ask questions in a relaxed, informal setting.

### PATRIOTS TODAY AND PATRIOTS THIS WEEK

**PATRIOTS TODAY:** Available daily at Patriots.com and on Verizon Fios on Demand, as well as on Verizon wireless' VCAST.

**PATRIOTS THIS WEEK:** Saturdays 10:30 p.m. on Comcast Sports Net.

*Patriots Today* gives fans a daily, in-depth look at the club that is unmatched by any other outlet. The show is hosted by Lyndsay Petruny with daily reports from Brian Lowe and twice-weekly analysis from PFW's Paul Perillo. This daily Webcast is dedicated exclusively to the Patriots and provides daily features, reports and commentary that will satisfy every fan's daily Patriots fix. Every Saturday (TBA) on Comcast Sports Net, Lyndsay Petruny will bring you *Patriots This Week*, providing a thorough recap of each week's developments.

### PATRIOTS.COM NEWS

Patriots.com features daily updates and exclusive content from the writers of *Patriots Football Weekly*, offering everything from breaking news to player features and the popular "Ask PFW" postings.

### VIDEO

The first professional sports team website to offer streaming video provides Patriots fans with a variety of exclusive video content. Visitors can choose their channel and watch exclusive video from news to cheerleaders. Patriots.com also features video of every Patriots press conference, including postgame press conferences and Coach Belichick's weekday media updates.

### AUDIO

Patriots Web Radio programming is available exclusively on Patriots.com beginning at noon each day, Monday through Friday. Kicking off the programming lineup is PFW In Progress, a daily online program that features candid commentary from the writers of *Patriots Football Weekly*. Following PFW In Progress is Patriots Playbook, hosted by John Rooke, featuring items from around the NFL. Stay tuned for the debut of new shows during the 2009 season. Patriots.com also offers streaming audio of every Patriots press conference, as well as archives of Patriots.com Radio shows. Patriots.com provides podcasts of Patriots.com radio offerings as well as exclusive content.

### PATRIOTS MONDAY ON WEEI

WEEI Sports Radio broadcasts Patriots Monday each week, offering fans unique insight and analysis from Coach Belichick and Tom Brady in addition to other Patriots players. WEEI will broadcast Patriots Monday live from Gillette Stadium each Monday, kicking off with Dennis & Callahan at 6:00 a.m.

### PATRIOTS FRIDAY ON WEEI

WEEI Sports Radio broadcasts Patriots Friday each week, offering fans a look ahead at the weekend's game, match ups and rivalries. Various Patriots players will be featured on air. WEEI will broadcast Patriots Fridays each week throughout the season, kicking off with Dennis & Callahan at 6:00 a.m., followed by Mutt and Merloni at 10:00 a.m. and The Big Show with Glenn Ordway and Michael Holley from 2:00 to 6:00 p.m.

### 98.5 THE SPORTS HUB PATRIOTS RADIO NETWORK

A new era in Patriots Radio history began in 2009, with the move of the game broadcasts to 98.5 FM, Boston's Sports Hub. The transition to Boston's new all-sports radio station insures that Patriots fans will continue to hear every kick, block and tackle in stereo, and without static, in crystal-clear FM quality. Fans all over New England will be able to listen in to any of 36 stations on the Safety Insurance 98.5 The Sports Hub Patriots Radio Network, starting with Patriots Preview three hours before kickoff, and capped off with Patriots Postgame for three hours after the final gun.



#### FLAGSHIP STATION 98.5 FM Boston's Sports Hub

#### MASSACHUSETTS

WAQY	Springfield	102.1 FM
WBEC	Pittsfield	1420 AM
WPKZ	Fitchburg	1280 AM
WNAW	N. Adams	1230 AM
WBSM	New Bedford	1420 AM
WPVQ	Greenfield	95.3 FM
WSAR	Fall River	1480 AM
WWFX	Worcester	100.1 FM
WXTK	Hyannis	95.1 FM

#### MAINE

WEBB	Augusta	98.5 FM
WWMJ	Bangor	95.7 FM
WBLM	Portland	102.9 FM
WEGP	Presque Isle	1390 AM

#### CONNECTICUT

WCCC	Hartford	106.9 FM
WMOS	New London	102.3 FM
WINY	Putnam	1350 AM
WGCH	Greenwich	1490 AM

#### NEW HAMPSHIRE

WTPL	Concord	107.7 FM
WSAQ	Hampton	102.1 FM
WHQV	Laconia	104.9 FM
WKNE	Keene	99.1 FM
WSHK	Portsmouth	105.3 FM
WGHM	Nashua	1590 AM
WPKQ	N. Conway	103.7 FM
WGAM	Manchester	1250 AM

#### RHODE ISLAND

WPRO	Providence	630 AM
WEAN	Providence	99.7 FM

#### NEW YORK

WCKL	Catskill	560 AM
------	----------	--------

#### VERMONT

WBTV	Bennington	1370 AM
WORK	Barre	107.1 FM
WKVT	Brattleboro	92.7 FM
WCPV	Burlington	101.3 FM
WEXP	Rutland	101.5 FM
WMOO	Derby Center	92.1 FM
WSTJ	St Johnsbury	1340 AM
WMXR	Woodstock	93.9 FM



# 2011 FINAL OFFENSIVE STATISTICS

## WON 13, LOST 3

09/12 W 38-24	at Miami	66,860
09/18 W 35-21	San Diego	68,756
09/25 L 31-34	at Buffalo	68,174
10/02 W 31-19	at Oakland	62,572
10/09 W 30-21	New York Jets	68,756
10/16 W 20-16	Dallas	68,756
10/30 L 17-25	at Pittsburgh	64,424
11/06 L 20-24	New York Giants	68,756
11/13 W 37-16	at New York Jets	79,088
11/21 W 34- 3	Kansas City	68,756
11/27 W 38-20	at Philadelphia	69,144
12/04 W 31-24	Indianapolis	68,756
12/11 W 34-27	at Washington	77,825
12/18 W 41-23	at Denver	76,556
12/24 W 27-24	Miami	68,756
01/01 W 49-21	Buffalo	68,756

TOTAL FIRST DOWNS		399	370
Rushing	107	101	
Passing	262	245	
Penalty	30	24	
3rd Down: Made/Att	89/194	87/202	
3rd Down Pct.	45.9	43.1	
4th Down: Made/Att	7/11	8/19	
4th Down Pct.	63.6	42.1	
POSSESSION AVG.	28:47	31:13	
TOTAL NET YARDS	6848	6577	
Avg. Per Game	428.0	411.1	
Total Plays	1082	1064	
Avg. Per Play	6.3	6.2	
NET YARDS RUSHING	1764	1874	
Avg. Per Game	110.3	117.1	
Total Rushes	438	405	
NET YARDS PASSING	5084	4703	
Avg. Per Game	317.8	293.9	
Sacked/Yards Lost	32/173	40/274	
Gross Yards	5257	4977	
Att./Completions	612/402	619/386	
Completion Pct.	65.7	62.4	
Had Intercepted	12	23	
PUNTS/AVERAGE	57/46.5	67/45.6	
NET PUNTING AVG.	57/41.5	67/39.1	
PENALTIES/YARDS	87/815	115/907	
FUMBLES/BALL LOST	13/5	21/11	
TOUCHDOWNS	61	40	
Rushing	18	13	
Passing	39	26	
Returns	4	1	

* SCORE BY PERIODS	Q1	Q2	Q3	Q4	OT	PTS
TEAM	82	148	141	142	0	513
OPPONENTS	87	83	50	122	0	342

* SCORING	TD	Ru	Pa	Rt	K-PAT	FG	S	PTS
Gostkowski	0	0	0	0	59/59	28/33	0	143
R. Gronkowski	18	1	17	0			0	108
Green-Ellis	11	11	0	0			0	66
Welker	9	0	9	0			0	54
Hernandez	7	0	7	0			0	42
Branch	5	0	5	0			0	30
Brady	3	3	0	0			0	18
Woodhead	1	1	0	0			0	10
Edelman	1	0	0	1			0	6
S. Moore LG	1	0	0	1			0	6
S. Moore TM	1	0	0	1			0	6
Ninkovich	1	0	0	1			0	6
Ochocinco	1	0	1	0			0	6
Ridley	1	1	0	0			0	6
Vereen	1	1	0	0			0	6
Wilfork	1	0	0	1			0	6
TEAM	61	18	39	4	59/59	28/33	0	513
OPPONENTS	40	13	26	1	38/38	20/23	2	342

2-Pt Conv: Woodhead 2, TM 2-2, OPP 0-2  
 SACKS: Anderson 10, A. Carter 10,  
 Ninkovich 6.5, Wilfork 3.5, Love 3,  
 Deaderick 2, Chung 1, Ellis 1, Mayo 1,  
 Warren 1, Pryor 0.5, Wright 0.5, TM 40, OPP 32  
 FUM/LOST: Brady 6/2, Edelman 3/1, Hernandez 1/1, Ridley 1/0, Slater 1/1, Welker 1/0

* RUSHING	No.	Yds	Avg	Long	TD
Green-Ellis	181	667	3.7	18	11
Ridley	87	441	5.1	33t	1
Woodhead	77	351	4.6	12	1
Brady	43	109	2.5	13	3
Faulk	17	57	3.4	9	0
Vereen	15	57	3.8	19	1
Hernandez	5	45	9.0	19	0
Welker	4	30	7.5	19	0
Edelman	4	8	2.0	6	0
R. Gronkowski	1	2	2.0	2t	1
Hoyer	4	-3	-0.8	0	0
TEAM	438	1764	4.0	33t	18
OPPONENTS	405	1874	4.6	41	13

* RECEIVING	No.	Yds	Avg	Long	TD
Welker	122	1569	12.9	99t	9
R. Gronkowski	90	1327	14.7	52t	17
Hernandez	79	910	11.5	46	7
Branch	51	702	13.8	63	5
Woodhead	18	157	8.7	16	0
Ochocinco	15	276	18.4	53	1
Green-Ellis	9	159	17.7	53	0
Faulk	7	34	4.9	18	0
Edelman	4	34	8.5	11	0
Underwood	3	30	10.0	13	0
Ridley	3	13	4.3	8	0
Slater	1	46	46.0	46	0
TEAM	402	5257	13.1	99t	39
OPPONENTS	386	4977	12.9	58	26

* INTERCEPTIONS	No.	Yds	Avg	Long	TD
Arrington	7	92	13.1	28	0
Wilfork	2	47	23.5	28	0
Molden	2	40	20.0	27	0
McCourty	2	38	19.0	38	0
Ninkovich	2	30	15.0	18	1
S. Moore LG	2	26	13.0	21t	1
S. Moore TM	2	26	13.0	21t	1
Mayo	2	4	2.0	2	0
Guyton	1	17	17.0	17	0
Brown	1	2	2.0	2	0
Adams TM	1	0	0.0	0	0
Chung	1	0	0.0	0	0
TEAM	23	296	12.9	38	2
OPPONENTS	12	186	15.5	42	1

* PUNTING	No.	Yds	Avg	Net	TB	In	Lg	B
Mesko	57	2648	46.5	41.5	3	24	65	0
TEAM	57	2648	46.5	41.5	3	24	65	0
OPPONENTS	67	3055	45.6	39.1	2	26	64	0

* PUNT RETURNS	Ret	FC	Yds	Avg	Long	TD
Edelman	28	7	300	10.7	72t	1
Welker	8	6	82	10.3	25	0
Faulk	2	0	11	5.5	7	0
TEAM	38	13	393	10.3	72t	1
OPPONENTS	26	18	220	8.5	26	0

* KICKOFF RETURNS	No.	Yds	Avg	Long	TD
Woodhead	20	437	21.9	37	0
Edelman	12	284	23.7	37	0
Ridley	7	152	21.7	32	0
Slater	4	68	17.0	22	0
R. Gronkowski	1	11	11.0	11	0
McCourty	1	24	24.0	24	0
Ninkovich	1	10	10.0	10	0
TEAM	46	986	21.4	37	0
OPPONENTS	60	1294	21.6	88	0

* FIELD GOALS	1-19	20-29	30-39	40-49	50+
Gostkowski	1/ 1	12/13	5/ 6	9/11	1/2
TEAM	1/ 1	12/13	5/ 6	9/11	1/2
OPPONENTS	0/ 0	14/15	2/ 2	4/ 6	0/0

Gostkowski: (48N,20G) (22G,47G) (23G) (44G) (44G), (24G,28G) (31G,26G) (46G,42N) (27N,32G,45G) (50G,36G), (27G) (21G,19G) (39N,45G) (39G) (23G,24G) (21G,34G) (51N,45G,42G) (47G,20G)  
 OPP: (20G) ( ) (42G,28G) (28G,26G) ( ) (48G,22G,26G) (33G,21G,23G,44N) (22G) (24N) (26G) (43G,22G) (31G) (24G,25G) (26G) (47G) (45N)

* PASSING	Att	Cmp	Yds	Cmp%	Yds/Att	TD	TD%	Int	Int%	Long	Sack/Lost	Rating
Brady	611	401	5235	65.6	8.57	39	6.4	12	2.0	99t	32/ 173	105.6
Hoyer	1	1	22	100.0	22.00	0	0.0	0	0.0	22	0/ 0	118.8
TEAM	612	402	5257	65.7	8.59	39	6.4	12	2.0	99t	32/ 173	105.7
OPPONENTS	619	386	4977	62.4	8.04	26	4.2	23	3.7	58	40/ 274	86.1



# 2011 FINAL DEFENSIVE STATISTICS

Tackle Statistics based on Coaches Film Review

PLAYER Name	TACKLES			SACKS			INTERCEPTIONS				FUMBLES				SP. TEAMS				
	TT	UT	A	S/	Yds	OH	Int/	Yds	TD	PD	FF	FR/	Yds	TD	TT	UT	A	FF	FR
Jerod Mayo	103	67	36	1.0	5.0	6	2	4	0	4	1	0	0	0	0	0	0	0	0
Devin McCourty	94	71	23	0.0	0.0	0	2	38	0	12	0	0	0	0	5	3	2	0	0
Kyle Arrington	83	56	27	0.0	0.0	0	7	92	0	13	0	1	0	0	10	7	3	0	0
Vince Wilfork	74	45	29	3.5	17.5	8	2	47	0	3	1	2	0	1	0	0	0	0	0
James Ihedigbo	72	50	22	0.0	0.0	0	0	0	0	1	0	0	0	0	4	2	2	0	0
Patrick Chung	67	39	28	1.0	3.0	2	1	0	0	4	0	0	0	0	2	1	1	0	0
Rob Ninkovich	62	46	16	6.5	54.0	9	2	30	1	4	1	2	0	0	1	0	1	0	1
Andre Carter	59	37	22	10.0	70.0	22	0	0	0	1	2	0	0	0	0	0	0	0	0
Kyle Love	55	30	25	3.0	14.0	5	0	0	0	0	0	1	0	0	0	0	0	0	0
Brandon Spikes	51	36	15	0.0	0.0	1	0	0	0	1	0	0	0	0	0	0	0	0	0
Gary Guyton	46	33	13	0.0	0.0	0	1	17	0	1	0	0	0	0	0	0	0	0	0
Dane Fletcher	37	25	12	0.0	0.0	6	0	0	0	0	1	0	0	0	5	5	0	0	1
Mark Anderson	36	26	10	10.0	75.0	14	0	0	0	1	2	1	0	0	0	0	0	0	0
Sergio Brown	30	27	3	0.0	0.0	0	1	2	0	1	0	0	0	0	9	6	3	0	0
Antwaun Molden	28	22	6	0.0	0.0	0	2	40	0	3	0	0	0	0	11	8	3	0	0
Tracy White	25	19	6	0.0	0.0	0	0	0	0	1	0	0	0	0	14	11	3	0	0
Brandon Deaderick	20	12	8	2.0	13.0	2	0	0	0	0	0	0	0	0	0	0	0	0	0
Nate Jones	19	12	7	0.0	0.0	0	0	0	0	1	0	0	0	0	0	0	0	0	0
Shaun Ellis	18	9	9	1.0	7.0	3	0	0	0	0	0	0	0	0	0	0	0	0	0
Leigh Bodden	16	14	2	0.0	0.0	0	0	0	0	4	0	0	0	0	0	0	0	0	0
Gerard Warren	16	9	7	1.0	7.0	3	0	0	0	0	0	1	0	0	0	0	0	0	0
Josh Barrett	14	9	5	0.0	0.0	0	0	0	0	0	0	0	0	0	3	3	0	0	0
Julian Edelman	14	10	4	0.0	0.0	0	0	0	0	0	0	0	0	0	5	5	0	0	0
Matthew Slater	10	8	2	0.0	0.0	0	0	0	0	0	1	0	0	0	17	13	4	0	0
Phillip Adams	8	8	0	0.0	0.0	1	1	0	0	1	0	0	0	0	0	0	0	0	0
Niko Koutouvides	8	6	2	0.0	0.0	0	0	0	0	0	0	0	0	0	9	7	2	0	1
Sterling Moore	7	6	1	0.0	0.0	0	2	26	1	2	0	0	0	0	0	0	0	0	0
Albert Haynesworth	6	3	3	0.0	0.0	2	0	0	0	0	0	0	0	0	0	0	0	0	0
Jeff Tarpinian	4	4	0	0.0	0.0	0	0	0	0	0	0	0	0	0	8	5	3	0	0
Myron Pryor	3	2	1	0.5	4.5	3	0	0	0	0	0	0	0	0	0	0	0	0	0
Ras-I Dowling	3	2	1	0.0	0.0	0	0	0	0	0	0	0	0	0	0	0	0	0	0
Ron Brace	3	1	2	0.0	0.0	0	0	0	0	0	1	0	0	0	0	0	0	0	0
A.J. Edds	2	1	1	0.0	0.0	0	0	0	0	0	0	0	0	0	0	0	0	0	0
Alex Silvestro	2	0	2	0.0	0.0	0	0	0	0	0	0	0	0	0	0	0	0	0	0
Mike Wright	1	0	1	0.5	4.0	1	0	0	0	0	0	0	0	0	0	0	0	0	0
Jermaine Cunningham	1	0	1	0.0	0.0	0	0	0	0	0	0	0	0	0	0	0	0	0	0
Ross Ventrone	1	1	0	0.0	0.0	0	0	0	0	0	0	0	0	0	2	1	1	0	0
Stephen Gostkowski	0	0	0	0.0	0.0	0	0	0	0	0	0	0	0	0	5	3	2	0	0
Zoltan Mesko	0	0	0	0.0	0.0	0	0	0	0	0	0	0	0	0	1	0	1	0	0
Danny Woodhead	0	0	0	0.0	0.0	0	0	0	0	0	0	0	0	0	5	2	3	0	0
Shane Vereen	0	0	0	0.0	0.0	0	0	0	0	0	0	0	0	0	1	0	1	0	0
BenJarvus Green-Ellis	0	0	0	0.0	0.0	0	0	0	0	0	0	0	0	0	2	2	0	0	0
Malcolm Williams	0	0	0	0.0	0.0	0	0	0	0	0	0	0	0	0	1	0	1	0	0
Danny Aiken	0	0	0	0.0	0.0	0	0	0	0	0	0	0	0	0	6	4	2	0	0
<b>TOTALS</b>	<b>1098</b>	<b>746</b>	<b>352</b>	<b>40.0</b>	<b>274.0</b>	<b>88</b>	<b>23</b>	<b>296</b>	<b>2</b>	<b>58</b>	<b>10</b>	<b>8</b>	<b>0</b>	<b>1</b>	<b>126</b>	<b>88</b>	<b>38</b>	<b>0</b>	<b>2</b>

FUMBLES - LOST (13-5)				
	No.	Lost	Rec	O.B.
Tom Brady	6	2	2	0
Julian Edelman	3	1	2	0
Aaron Hernandez	1	1	0	0
Matthew Slater	1	1	0	0
Wes Welker	1	0	0	0
Stevan Ridley	1	0	0	1
Antwaun Molden	0	0	1	0
<b>TOTALS</b>	<b>13</b>	<b>5</b>	<b>5</b>	<b>1</b>
MISC. OFFENSIVE STATS				
	Tkl	Ast	FF	FR
Deion Branch	2	0	0	0
BenJarvus Green-Ellis	1	0	0	0
Rob Gronkowski	2	0	0	0
Matt Light	1	1	0	0
Nate Solder	1	0	0	0
Sebastian Vollmer	1	0	0	0
Wes Welker	1	1	0	0
Danny Woodhead	2	0	0	0
Tiquan Underwood	1	0	0	0
<b>TOTALS</b>	<b>12</b>	<b>2</b>	<b>0</b>	<b>0</b>

KEY	
TT-Total Tackles	Int/Yds-Interceptions/Yards Returned
UT-Unassisted Tackles	PD-Passes Defensed
A-Assisted Tackles	FF-Forced Fumbles

BLOCKED KICKS			
	XP	FG	P
<b>TOTALS</b>			



# 2011 POSTSEASON OFFENSIVE STATISTICS

## WON 1, LOST 0

01/14 W 45-10	Denver	68,756
	N.E.	Opp.
TOTAL FIRST DOWNS	31	15
Rushing	9	7
Passing	19	7
Penalty	3	1
3rd Down: Made/Att	3/6	7/18
3rd Down Pct.	50.0	38.9
4th Down: Made/Att	0/0	2/3
4th Down Pct.	0.0	66.7
POSSESSION AVG.	26:37	33:23
TOTAL NET YARDS	509	252
Avg. Per Game	509.0	252.0
Total Plays	64	71
Avg. Per Play	8.0	3.5
NET YARDS RUSHING	146	144
Avg. Per Game	146.0	144.0
Total Rushes	30	40
NET YARDS PASSING	363	108
Avg. Per Game	363.0	108.0
Sacked/Yards Lost	0/0	5/28
Gross Yards	363	136
Att./Completions	34/26	26/9
Completion Pct.	76.5	34.6
Had Intercepted	1	0
PUNTS/AVERAGE	3/42.0	7/38.9
NET PUNTING AVG.	3/42.0	7/34.9
PENALTIES/YARDS	2/20	5/55
FUMBLES/BALL LOST	1/1	2/1
TOUCHDOWNS	6	1
Rushing	0	1
Passing	6	0
Returns	0	0

* RUSHING	No.	Yds	Avg	Long	TD
Hernandez	5	61	12.2	43	0
Green-Ellis	13	28	2.2	9	0
Woodhead	4	25	6.3	11	0
Ridley	4	21	5.3	11	0
Brady	3	8	2.7	4	0
Polite	1	3	3.0	3	0
TEAM	30	146	4.9	43	0
OPPONENTS	40	144	3.6	19	1

* RECEIVING	No.	Yds	Avg	Long	TD
R. Gronkowski	10	145	14.5	28	3
Welker	6	55	9.2	17	1
Hernandez	4	55	13.8	20	1
Branch	3	85	28.3	61t	1
Edelman	1	11	11.0	11	0
Green-Ellis	1	8	8.0	8	0
Ridley	1	4	4.0	4	0
TEAM	26	363	14.0	61t	6
OPPONENTS	9	136	15.1	41	0

* INTERCEPTIONS	No.	Yds	Avg	Long	TD
TEAM	0	0	---	---	0
OPPONENTS	1	17	17.0	17	0

* PUNTING	No.	Yds	Avg	Net	TB	In	Lg	B
Mesko	2	78	39.0	39.0	0	2	40	0
Brady	1	48	48.0	48.0	0	1	48	0
TEAM	3	126	42.0	42.0	0	3	48	0
OPPONENTS	7	272	38.9	34.9	0	1	44	0

* PUNT RETURNS	Ret	FC	Yds	Avg	Long	TD
Edelman	2	1	28	14.0	15	0
Faulk	0	2	0	---	---	0
Welker	0	1	0	---	---	0
TEAM	2	4	28	14.0	15	0
OPPONENTS	0	1	0	---	---	0

* KICKOFF RETURNS	No.	Yds	Avg	Long	TD
Woodhead	1	28	28.0	28	0
TEAM	1	28	28.0	28	0
OPPONENTS	4	68	17.0	25	0

* SCORE BY PERIODS	Q1	Q2	Q3	Q4	OT	PTS
TEAM	14	21	7	3	0	45
OPPONENTS	0	7	3	0	0	10

* SCORING	TD	Ru	Pa	Rt	K-PAT	FG	S	PTS
R. Gronkowski	3	0	3	0		0		18
Gostkowski	0	0	0	0	6/ 6	1/ 1	0	9
Branch	1	0	1	0		0		6
Hernandez	1	0	1	0		0		6
Welker	1	0	1	0		0		6
TEAM	6	0	6	0	6/ 6	1/ 1	0	45
OPPONENTS	1	1	0	0	1/ 1	1/ 1	0	10

* FIELD GOALS	1-19	20-29	30-39	40-49	50+
Gostkowski	0/ 0	1/ 1	0/ 0	0/ 0	0/ 0
TEAM	0/ 0	1/ 1	0/ 0	0/ 0	0/ 0
OPPONENTS	0/ 0	0/ 0	0/ 0	1/ 1	0/ 0

2-Pt Conv: TM 0-0, OPP 0-0  
 SACKS: Ninkovich 1.5, Wilfork 1.5, Ellis 1,  
 Spikes 1, TM 5  
 FUM/LOST: Ridley 1/1

* PASSING	Att	Cmp	Yds	Cmp%	Yds/Att	TD	TD%	Int	Int%	Long	Sack/Lost	Rating
Brady	34	26	363	76.5	10.68	6	17.6	1	2.9	61t	0/ 0	137.6
TEAM	34	26	363	76.5	10.68	6	17.6	1	2.9	61t	0/ 0	137.6
OPPONENTS	26	9	136	34.6	5.23	0	0.0	0	0.0	41	5/ 28	52.7



# 2011 POSTSEASON DEFENSIVE STATISTICS

PLAYER Name	TACKLES			SACKS			INTERCEPTIONS				FUMBLES				SP. TEAMS				
	TT	UT	A	S/	Yds	OH	Int/	Yds	TD	PD	FF	FR/	Yds	TD	TT	UT	A	FF	FR
Kyle Arrington	10	6	4	0.0	0.0	0	0	0	0	1	0	0	0	0	1	1	0	1	0
Jerod Mayo	9	3	6	0.0	0.0	0	0	0	0	0	0	0	0	0	0	0	0	0	0
James Ihediabo	7	3	4	0.0	0.0	0	0	0	0	0	0	0	0	0	0	0	0	0	0
Brandon Spikes	6	3	3	1.0	4.0	2	0	0	0	1	0	1	0	0	0	0	0	0	0
Rob Ninkovich	5	4	1	1.5	9.5	2	0	0	0	0	1	0	0	0	0	0	0	0	0
Dane Fletcher	5	3	2	0.0	0.0	0	0	0	0	0	0	0	0	0	0	0	0	0	0
Devin McCourty	4	3	1	0.0	0.0	0	0	0	0	0	0	0	0	0	0	0	0	0	0
Patrick Chung	4	1	3	0.0	0.0	0	0	0	0	0	0	0	0	0	0	0	0	0	0
Kyle Love	3	2	1	0.0	0.0	0	0	0	0	1	0	0	0	0	0	0	0	0	0
Vince Wilfork	3	1	2	1.5	9.5	2	0	0	0	0	0	0	0	0	0	0	0	0	0
Mark Anderson	3	1	2	0.0	0.0	0	0	0	0	1	0	0	0	0	0	0	0	0	0
Gerard Warren	2	2	0	0.0	0.0	0	0	0	0	0	0	0	0	0	0	0	0	0	0
Brandon Deaderick	2	0	2	0.0	0.0	0	0	0	0	0	0	0	0	0	0	0	0	0	0
Shaun Ellis	1	1	0	1.0	5.0	1	0	0	0	0	0	0	0	0	0	0	0	0	0
Sterling Moore	1	1	0	0.0	0.0	0	0	0	0	2	0	0	0	0	0	0	0	0	0
Julian Edelman	1	1	0	0.0	0.0	0	0	0	0	0	0	0	0	0	1	1	0	0	0
Niko Koutouvides	1	0	1	0.0	0.0	1	0	0	0	0	0	0	0	0	0	0	0	0	0
Tracy White	1	0	1	0.0	0.0	0	0	0	0	0	0	0	0	0	1	1	0	0	0
Antwaun Molden	1	0	1	0.0	0.0	0	0	0	0	0	0	0	0	0	0	0	0	0	0
Sergio Brown	0	0	0	0.0	0.0	0	0	0	0	0	0	0	0	0	2	1	1	0	0
Matthew Slater	0	0	0	0.0	0.0	0	0	0	0	0	0	0	0	0	1	0	1	0	0
<b>Totals</b>	<b>69</b>	<b>35</b>	<b>34</b>	<b>5.0</b>	<b>28.0</b>	<b>8</b>	<b>0</b>	<b>0</b>	<b>0</b>	<b>6</b>	<b>1</b>	<b>1</b>	<b>0</b>	<b>0</b>	<b>6</b>	<b>4</b>	<b>2</b>	<b>0</b>	<b>2</b>

FUMBLES - LOST (1-1)				
	No.	Lost	Rec	O.B.
Stevan Ridley	1	1	0	0
<b>Totals</b>	<b>1</b>	<b>1</b>	<b>0</b>	<b>0</b>
MISC. OFFENSIVE STATS				
	Tkl	Ast	FF	FR
Aaron Hernandez	1	0	0	0
<b>Totals</b>	<b>1</b>	<b>0</b>	<b>0</b>	<b>0</b>

KEY	
TT-Total Tackles	Int/Yds-Interceptions/Yards Returned
UT-Unassisted Tackles	PD-Passes Defensed
<b>Totals</b>	



# 2011 New England Patriots Roster

AS OF JANUARY 17, 2012

## ALPHABETICAL ROSTER

#	NAME	POS	HT	WT	BORN	YR	COLLEGE	H.S. HOMETOWN
48	Aiken, Danny	LS	6-4	252	8/28/1988	R	Virginia	Roanoke, Va.
95	Anderson, Mark	DE	6-4	255	5/26/1983	6	Alabama	Tulsa, Okla.
24	Arrington, Kyle	CB	5-10	196	8/12/1986	3	Hofstra	Accokeek, Md.
97	Brace, Ron	DL	6-3	330	12/18/1986	3	Boston College	Worcester, Mass.
12	Brady, Tom	QB	6-4	225	8/3/1977	12	Michigan	San Mateo, Calif.
84	Branch, Deion	WR	5-9	195	7/18/1979	10	Louisville	Albany, Ga.
31	Brown, Sergio	S	6-2	210	5/22/1988	2	Notre Dame	Maywood, Ill.
61	Cannon, Marcus	OL	6-5	358	5/6/1988	R	Texas Christian	Odessa, Texas
25	Chung, Patrick	S	5-11	212	8/19/1987	3	Oregon	Rancho Cucamonga, Calif.
63	Connolly, Dan	OL	6-4	313	9/2/1982	6	Southeast Missouri St.	St. Louis, Mo.
71	Deaderick, Brandon	DL	6-4	305	8/19/1987	2	Alabama	Elizabethtown, Ky.
11	Edelman, Julian	WR	5-10	198	5/22/1986	3	Kent State	Redwood City, Calif.
94	Ellis, Shaun	DE	6-5	290	6/24/1977	12	Tennessee	Anderson, S.C.
33	Faulk, Kevin	RB	5-8	202	6/5/1976	13	Louisiana State	Carencro, La.
52	Fletcher, Dane	LB	6-2	244	9/14/1986	2	Montana State	Bozeman, Montana
3	Gostkowski, Stephen	K	6-1	215	1/28/1984	6	Memphis	Madison, Miss.
42	Green-Ellis, BenJarvus	RB	5-11	215	7/2/1985	4	Mississippi	New Orleans, La.
87	Gronkowski, Rob	TE	6-6	265	5/14/1989	2	Arizona	Pittsburgh, Pa.
59	Guyton, Gary	LB	6-3	245	11/14/1985	4	Georgia Tech	Hinesville, Ga.
81	Hernandez, Aaron	TE	6-1	245	11/6/1989	2	Florida	Bristol, Conn.
8	Hoyer, Brian	QB	6-2	215	10/13/1985	3	Michigan State	North Olmsted, Ohio
44	Ihedigbo, James	S	6-1	215	12/3/1983	5	Massachusetts	Northampton, Mass.
23	Jones, Nate	DB	5-10	185	6/15/1982	8	Rutgers	Scotch Plains, N.J.
90	Koutouvides, Niko	LB	6-2	238	3/25/1981	8	Purdue	New Britain, Conn.
72	Light, Matt	T	6-4	305	6/23/1978	11	Purdue	Greenville, Ohio
74	Love, Kyle	DL	6-1	310	11/18/1986	2	Mississippi State	Fairburn, Ga.
15	Mallett, Ryan	QB	6-6	238	6/5/1988	R	Arkansas	Texarkana, Texas
70	Mankins, Logan	G	6-4	310	3/10/1982	7	Fresno State	Catheys Valley, Calif.
51	Mayo, Jerod	LB	6-1	245	2/23/1986	4	Tennessee	Hampton, Va.
32	McCourty, Devin	CB	5-10	193	8/13/1987	2	Rutgers	Montvale, N.J.
65	McDonald, Nick	OL	6-4	316	6/27/1987	2	Grand Valley State	Sterling Heights, Mich.
14	Mesko, Zoltan	P	6-5	231	3/16/1986	2	Michigan	Twinsburg, Ohio
27	Molden, Antwaun	CB	6-1	198	1/23/1985	4	Eastern Kentucky	Cleveland, Ohio
29	Moore, Sterling	DB	5-10	205	2/3/1990	R	Southern Methodist	Antioch, Calif.
50	Ninkovich, Rob	LB	6-2	255	2/1/1984	6	Purdue	Blue Island, Ill.
85	Ochocinco, Chad	WR	6-1	192	1/9/1978	11	Oregon State	Miami, Fla.
36	Polite, Lousaka	FB	6-0	245	9/14/1981	8	Pittsburgh	Pittsburgh, Pa.
22	Ridley, Stevan	RB	5-11	225	1/27/1989	R	Louisiana State	Natchez, Miss.
18	Slater, Matthew	WR	6-0	200	9/9/1985	4	UCLA	Anaheim, Calif.
77	Solder, Nate	T	6-8	319	4/12/1988	R	Colorado	Buena Vista, Colo.
55	Spikes, Brandon	LB	6-2	250	9/3/1987	2	Florida	Shelby, N.C.
64	Thomas, Donald	OL	6-4	310	9/25/1985	4	Connecticut	New Haven, Conn.
10	Underwood, Tiquan	WR	6-1	183	2/17/1987	3	Rutgers	New Brunswick, N.J.
34	Vereen, Shane	RB	5-9	205	5/2/1989	R	California	Valencia, Calif.
76	Vollmer, Sebastian	T	6-8	315	7/10/1984	3	Houston	Kaartst, Germany
98	Warren, Gerard	DL	6-4	325	7/25/1978	10	Florida	Lake Butler, Fla.
54	Waters, Brian	G	6-3	320	2/18/1877	12	North Texas	Waxahachie, Texas
83	Welker, Wes	WR	5-9	185	5/1/1981	8	Texas Tech	Oklahoma City, Okla.
62	Wendell, Ryan	C	6-2	290	3/4/1986	3	Fresno State	Diamond Bar, Calif.
58	White, Tracy	LB	6-0	230	4/14/1981	9	Howard	St. Stephen, S.C.
75	Wilfork, Vince	DL	6-2	325	11/4/1981	8	Miami (Fla.)	Boynton Beach, Fla.
41	Williams, Malcolm	DB	5-11	200	11/22/1987	R	Texas Christian	Grand Prairie, Texas
39	Woodhead, Danny	RB	5-8	195	1/25/1985	4	Chadron State	North Platte, Neb.

## NUMERICAL ROSTER

#	NAME	POS
3	Stephen Gostkowski	K
8	Brian Hoyer	QB
10	Tiquan Underwood	WR
11	Julian Edelman	WR
12	Tom Brady	QB
14	Zoltan Mesko	P
15	Ryan Mallett	QB
18	Matthew Slater	WR
22	Stevan Ridley	RB
23	Nate Jones	DB
24	Kyle Arrington	CB
25	Patrick Chung	S
27	Antwaun Molden	CB
29	Sterling Moore	DB
31	Sergio Brown	S
32	Devin McCourty	CB
33	Kevin Faulk	RB
34	Shane Vereen	RB
36	Lousaka Polite	FB
39	Danny Woodhead	RB
41	Malcolm Williams	DB
42	BenJarvus Green-Ellis	RB
44	James Ihedigbo	S
48	Danny Aiken	LS
50	Rob Ninkovich	LB
51	Jerod Mayo	LB
52	Dane Fletcher	LB
54	Brian Waters	G
55	Brandon Spikes	LB
58	Tracy White	LB
59	Gary Guyton	LB
61	Marcus Cannon	OL
62	Ryan Wendell	C
63	Dan Connolly	OL
64	Donald Thomas	OL
65	Nick McDonald	OL
70	Logan Mankins	G
71	Brandon Deaderick	DL
72	Matt Light	T
74	Kyle Love	DL
75	Vince Wilfork	DL
76	Sebastian Vollmer	T
77	Nate Solder	T
81	Aaron Hernandez	TE
83	Wes Welker	WR
84	Deion Branch	WR
85	Chad Ochocinco	WR
87	Rob Gronkowski	TE
90	Niko Koutouvides	LB
94	Shaun Ellis	DE
95	Mark Anderson	DE
97	Ron Brace	DL
98	Gerard Warren	DL

## PRACTICE SQUAD

#	NAME	POS	HT	WT	BORN	YR	COLLEGE	H.S. HOMETOWN
49	Carter, Markell	LB	6-4	248	12/21/1989	R	Central Arkansas	Bartlesville, Okla.
17	Davis, Britt	WR	6-3	205	4/23/1986	1	Northern Illinois	Broadview, Ill.
80	Dickerson, Dorin	WR	6-2	227	3/31/1988	2	Pittsburgh	Oakdale, Pa.
68	Kopa, Matt	OL	6-6	303	2/25/1987	2	Stanford	Elk Grove, Calif.
60	Lavarias, Aaron	DE	6-3	248	4/27/1988	R	Idaho	Woodinville, Wash.
47	Rivera, Mike	LB	6-2	252	1/10/1986	1	Kansas	Shawnee Mission, Kan.
69	Silvestro, Alex	DE	6-3	287	11/15/1988	R	Rutgers	Gibbstown, N.J.
35	Ventrone, Ross	DB	5-8	190	9/27/1986	1	Villanova	Pittsburgh, Pa.

## PRACTICE SQUAD

#	NAME	POS
17	Britt Davis	WR
35	Ross Ventrone	DB
47	Mike Rivera	LB
49	Markell Carter	LB
60	Aaron Lavarias	DE
68	Matt Kopa	OL
69	Alex Silvestro	DE
80	Dorin Dickerson	WR

## RESERVE/INJURED LIST

#	NAME	POS	HT	WT	BORN	YR	COLLEGE	H.S. HOMETOWN
30	Barrett, Josh	S	6-2	225	11/22/1984	4	Arizona State	Reno, Nev.
93	Carter, Andre	DE	6-4	255	5/12/1979	11	California	San Jose, Calif.
47	Cox, Christian	LB	6-3	250	12/11/1985	R	Utah	Bountiful, Utah
96	Cunningham, Jermaine	LB	6-3	260	4/24/1988	2	Florida	Stone Mountain, Ga.
21	Dowling, Ras-I	CB	6-1	198	5/9/1988	R	Virginia	Chesapeake, Va.
69	Hix, Kyle	OL	6-7	325	9/23/1988	R	Texas	Aledo, Tex.
67	Koppen, Dan	C	6-2	296	9/12/1979	9	Boston College	Whitehall, Pa.
26	Lockett, Bret	DB	6-1	220	10/7/1986	3	UCLA	Diamond Bar, Calif.
60	Ohmberger, Rich	OL	6-2	300	2/14/1986	3	Penn State	East Meadow, N.Y.
91	Pryor, Myron	DL	6-1	310	6/13/1986	3	Kentucky	Louisville, Ky.
53	Tarpinian, Jeff	LB	6-3	238	10/16/1987	R	Iowa	Omaha, Neb.
99	Wright, Mike	DL	6-4	295	3/1/1982	7	Cincinnati	Cincinnati, Ohio

## RESERVE/INJURED LIST

#	NAME	POS
21	Ras-I Dowling	CB
26	Bret Lockett	DB
30	Josh Barrett	S
47	Christian Cox	LB
53	Jeff Tarpinian	LB
60	Rich Ohmberger	OL
67	Dan Koppen	C
69	Kyle Hix	OL
91	Myron Pryor	DL
93	Andre Carter	DE
96	Jermaine Cunningham	LB
99	Mike Wright	DL

## RESERVE/MILITARY LIST

#	NAME	POS	HT	WT	BORN	YR	COLLEGE	H.S. HOMETOWN
15	White, Shun	WR	5-8	195	12/9/1985	1	Navy	Memphis, Tenn.

## RESERVE/MILITARY LIST

#	NAME	POS
15	Shun White	WR

## HEAD COACH: BILL BELICHICK

**ASSISTANTS:** Josh Boyer, Defensive Backs; Moses Cabrera, Assistant Strength and Conditioning; Ivan Fears, Running Backs; Brian Ferentz, Tight Ends; Brian Flores, Defensive Assistant; George Godsey, Offensive Assistant; Patrick Graham, Linebackers; Pepper Johnson, Defensive Line; Josh McDaniels, Offensive Assistant; Harold Nash, Head Strength and Conditioning; Bill O'Brien, Offensive Coordinator/Quarterbacks; Scott O'Brien, Special Teams; Chad O'Shea, Receivers; Matt Patricia, Safeties; Dante Scarnecchia, Assistant Head Coach/Offensive Line



# 2011 Numerical Roster

January 17, 2012

3	Stephen Gostkowski	K	6-1	215	27	6	Memphis	D4b-06
8	Brian Hoyer	QB	6-2	215	26	3	Michigan State	FA-09
10	Tiquan Underwood	WR	6-1	183	24	3	Rutgers	FA-11
11	Julian Edelman	WR	5-10	198	25	3	Kent State	D7a-09
12	Tom Brady	QB	6-4	225	34	12	Michigan	D6b-00
14	Zoltan Mesko	P	6-5	231	25	2	Michigan	D5-10
15	Ryan Mallett	QB	6-6	238	23	R	Arkansas	D3b-11
18	Matthew Slater	WR	6-0	200	26	4	UCLA	D5-08
22	Stevan Ridley	RB	5-11	225	22	R	Louisiana State	D3a-11
23	Nate Jones	DB	5-10	185	29	8	Rutgers	FA-11
24	Kyle Arrington	CB	5-10	196	25	3	Hofstra	FA-09
25	Patrick Chung	S	5-11	212	24	3	Oregon	D2a-09
27	Antwaun Molden	CB	6-1	198	26	4	Eastern Kentucky	CW(HOU)-11
29	Sterling Moore	DB	5-10	205	21	R	Southern Methodist	FA-11
31	Sergio Brown	S	6-2	210	23	2	Notre Dame	FA-10
32	Devin McCourty	CB	5-10	193	24	2	Rutgers	D1-10
33	Kevin Faulk	RB	5-8	202	35	13	Louisiana State	D2-99
34	Shane Vereen	RB	5-9	205	22	R	California	D2b-11
36	Lousaka Polite	FB	6-0	245	30	8	Pittsburgh	FA-11
39	Danny Woodhead	RB	5-8	195	26	4	Chadron State	FA-10
41	Malcolm Williams	DB	5-11	200	24	R	Texas Christian	D7-11
42	BenJarvus Green-Ellis	RB	5-11	215	26	4	Mississippi	FA-08
44	James Ihedigbo	S	6-1	214	28	5	Massachusetts	FA-11
48	Danny Aiken	LS	6-4	252	23	R	Virginia	CW(BUF)-11
50	Rob Ninkovich	LB	6-2	255	27	6	Purdue	FA-09
51	Jerod Mayo	LB	6-1	245	25	4	Tennessee	D1-08
52	Dane Fletcher	LB	6-2	244	25	2	Montana State	FA-10
54	Brian Waters	G	6-3	320	34	12	North Texas	FA-11
55	Brandon Spikes	LB	6-2	250	24	2	Florida	D2c-10
58	Tracy White	LB	6-0	230	30	9	Howard	TR(PHI)-10
59	Gary Guyton	LB	6-3	245	26	4	Georgia Tech	FA-08
61	Marcus Cannon	OL	6-5	358	23	R	Texas Christian	D5a-11
62	Ryan Wendell	C	6-2	290	25	3	Fresno State	FA-08
63	Dan Connolly	OL	6-4	313	29	6	Southeast Missouri St.	FA(JAX)-08
64	Donald Thomas	OL	6-4	310	26	4	Connecticut	FA-11
65	Nick McDonald	OL	6-4	316	24	2	Grand Valley State	FA-11
70	Logan Mankins	G	6-4	310	29	7	Fresno State	D1-05
71	Brandon Deaderick	DL	6-4	305	24	2	Alabama	D7b-10
72	Matt Light	T	6-4	305	33	11	Purdue	D2-01
74	Kyle Love	DL	6-1	310	25	2	Mississippi State	FA-10
75	Vince Wilfork	DL	6-2	325	30	8	Miami (Fla.)	D1a-04
76	Sebastian Vollmer	T	6-8	315	27	3	Houston	D2d-09
77	Nate Solder	T	6-8	319	23	R	Colorado	D1-11
81	Aaron Hernandez	TE	6-1	245	22	2	Florida	D4-10
83	Wes Welker	WR	5-9	185	30	8	Texas Tech	TR(MIA)-07
84	Deion Branch	WR	5-9	195	32	10	Louisville	TR(SEA)-10
85	Chad Ochocinco	WR	6-1	192	34	11	Oregon State	TR(CIN)-11
87	Rob Gronkowski	TE	6-6	265	22	2	Arizona	D2a-10
90	Niko Koutouvides	LB	6-2	238	30	8	Purdue	FA-11
94	Shaun Ellis	DE	6-5	290	34	12	Tennessee	FA-11
95	Mark Anderson	DE	6-4	255	28	6	Alabama	FA-11
97	Ron Brace	DL	6-3	330	25	3	Boston College	D2b-09
98	Gerard Warren	DL	6-4	325	33	10	Florida	FA-11

## PRACTICE SQUAD

#	NAME	POS	HT	WT	AGE	YR	COLLEGE	HOW ACQ.
17	Britt Davis	WR	6-3	205	25	1	Northern Illinois	FA-11
35	Ross Ventrone	DB	5-8	190	25	1	Villanova	FA-10
47	Mike Rivera	LB	6-2	252	26	1	Kansas	FA-11
49	Markell Carter	LB	6-4	248	22	R	Central Arkansas	D6-11
60	Aaron Lavarias	DE	6-3	248	23	R	Idaho	FA-11
68	Matt Kopa	OL	6-6	303	24	2	Stanford	FA-11
69	Alex Silvestro	DE	6-3	267	23	R	Rutgers	FA-11
80	Dorin Dickerson	WR	6-2	227	23	2	Pittsburgh	FA-11

## RESERVE/INJURED LIST

#	NAME	POS	HT	WT	AGE	YR	COLLEGE	INJURY (IR date)
21	Ras-I Dowling	CB	6-1	198	23	R	Virginia	hip (10/29/11)
26	Bret Lockett	DB	6-1	220	25	3	UCLA	groin (8/23/11)
30	Josh Barrett	S	6-2	225	27	4	Arizona State	calf (11/9/11)
47	Christian Cox	LB	6-3	250	26	R	Utah	neck (8/19/11)
53	Jeff Tarpinian	LB	6-3	238	24	R	Iowa	head (11/24/11)
60	Rich Ohrnberger	OL	6-2	300	25	3	Penn State	(9/3/11)
67	Dan Koppen	C	6-2	296	32	9	Boston College	leg (9/21/11)
69	Kyle Hix	OL	6-7	325	23	R	Texas	shoulder (8/7/11)
91	Myron Pryor	DL	6-1	310	25	3	Kentucky	shoulder (9/21/11)
93	Andre Carter	DE	6-4	255	32	11	California	leg (12/20/11)
96	Jermaine Cunningham	LB	6-3	260	23	2	Florida	hamstring (12/10/11)
99	Mike Wright	DL	6-4	295	29	7	Cincinnati	concussion (10/13/11)

## RESERVE/MILITARY LIST

#	NAME	POS	HT	WT	AGE	YR	COLLEGE	DATE
15	Shun White	WR	5-8	195	26	1	Navy	(8/17/09)





# 2011 Positional Roster

January 17, 2012

## DEFENSE (23)

#	NAME	POS	HT	WT	BORN	YR	COLLEGE	H.S. HOMETOWN
<b>DEFENSIVE LINE (7)</b>								
95	Anderson, Mark	DE	6-4	255	3/26/1983	6	Alabama	Tulsa, Okla.
97	Brace, Ron	DL	6-3	330	12/18/1986	3	Boston College	Worcester, Mass.
71	Deaderick, Brandon	DL	6-4	305	8/19/1987	2	Alabama	Elizabethtown, Ky.
94	Ellis, Shaun	DE	6-5	290	6/24/1977	12	Tennessee	Anderson, S.C.
74	Love, Kyle	DL	6-1	310	11/18/1986	2	Mississippi State	Fairburn, Ga.
98	Warren, Gerard	DL	6-4	325	7/25/1978	10	Florida	Lake Butler, Fla.
75	Wilfork, Vince	DL	6-2	325	11/4/1981	8	Miami (Fla.)	Boynton Beach, Fla.
<b>LINEBACKER (7)</b>								
52	Fletcher, Dane	LB	6-2	244	9/14/1986	2	Montana State	Bozeman, Montana
59	Guyton, Gary	LB	6-3	245	11/14/1985	4	Georgia Tech	Hinesville, Ga.
90	Koutouvides, Niko	LB	6-2	238	3/25/1981	8	Purdue	New Britain, Conn.
51	Mayo, Jerod	LB	6-1	245	2/23/1986	4	Tennessee	Hampton, Va.
50	Ninkovich, Rob	LB	6-2	255	2/1/1984	6	Purdue	Blue Island, Ill.
55	Spikes, Brandon	LB	6-2	250	9/3/1987	2	Florida	Shelby, N.C.
58	White, Tracy	LB	6-0	230	4/14/1981	9	Howard	St. Stephen, S.C.
<b>DEFENSIVE BACK (9)</b>								
24	Arrington, Kyle	CB	5-10	196	8/12/1986	3	Hofstra	Accokeek, Md.
31	Brown, Sergio	S	6-2	210	5/22/1988	2	Notre Dame	Maywood, Ill.
25	Chung, Patrick	S	5-11	212	8/19/1987	3	Oregon	Rancho Cucamonga, Calif.
44	Ihedigbo, James	S	6-1	214	12/3/1983	5	Massachusetts	Northampton, Mass.
23	Jones, Nate	DB	5-10	185	6/15/1982	8	Rutgers	Scotch Plains, N.J.
32	McCourty, Devin	CB	5-10	193	8/13/1987	2	Rutgers	Montvale, N.J.
29	Molden, Antwaun	CB	6-1	198	1/23/1985	4	Eastern Kentucky	Cleveland, Ohio
27	Moore, Sterling	DB	5-10	205	2/3/1990	R	Southern Methodist	Antioch, Calif.
41	Williams, Malcolm	DB	5-11	200	11/22/1987	R	Texas Christian	Grand Prairie, Texas

## OFFENSE (27)

#	NAME	POS	HT	WT	BORN	YR	COLLEGE	H.S. HOMETOWN
<b>OFFENSIVE LINE (10)</b>								
61	Cannon, Marcus	OL	6-5	358	5/6/1988	R	Texas Christian	Odessa, Texas
63	Connolly, Dan	OL	6-4	313	9/2/1982	6	Southeast Missouri St.	St. Louis, Mo.
72	Light, Matt	T	6-4	305	6/23/1978	11	Purdue	Greenville, Ohio
70	Mankins, Logan	G	6-4	310	3/10/1982	7	Fresno State	Catheys Valley, Calif.
65	McDonald, Nick	OL	6-4	316	6/27/1987	2	Grand Valley State	Sterling Heights, Mich.
77	Solder, Nate	T	6-8	319	4/12/1988	R	Colorado	Buena Vista, Co.
64	Thomas, Donald	OL	6-4	310	9/25/1985	4	Connecticut	New Haven, Conn.
76	Vollmer, Sebastian	T	6-8	315	7/10/1984	3	Houston	Kaarst, Germany
54	Waters, Brian	G	6-3	320	2/18/1977	12	North Texas	Waxahachie, Texas
62	Wendell, Ryan	C	6-2	290	3/4/1986	3	Fresno State	Diamond Bar, Calif.
<b>QUARTERBACK (3)</b>								
12	Brady, Tom	QB	6-4	225	8/3/1977	12	Michigan	San Mateo, Calif.
8	Hoyer, Brian	QB	6-2	215	10/13/1985	3	Michigan State	North Olmsted, Ohio
15	Mallett, Ryan	QB	6-6	238	6/5/1988	R	Arkansas	Texarkana, Texas
<b>WIDE RECEIVER (6)</b>								
84	Branch, Deion	WR	5-9	195	7/18/1979	10	Louisville	Albany, Ga.
11	Edelman, Julian	WR	5-10	198	5/22/1986	3	Kent State	Redwood City, Calif.
85	Ochocinco, Chad	WR	6-1	192	1/9/1978	11	Oregon State	Miami, Fla.
18	Slater, Matthew	WR	6-0	200	9/9/1985	4	UCLA	Anaheim, Calif.
10	Underwood, Tiquan	WR	6-1	183	2/17/1987	3	Rutgers	New Brunswick, N.J.
83	Welker, Wes	WR	5-9	185	5/1/1981	8	Texas Tech	Oklahoma City, Okla.
<b>RUNNING BACK (6)</b>								
33	Faulk, Kevin	RB	5-8	202	6/5/1976	13	Louisiana State	Carencro, La.
42	Green-Ellis, BenJarvus	RB	5-11	215	7/2/1985	4	Mississippi	New Orleans, La.
36	Polite, Lousaka	FB	6-0	245	9/14/1981	8	Pittsburgh	Pittsburgh, Pa.
22	Ridley, Stevan	RB	5-11	225	1/27/1989	R	Louisiana State	Natchez, Miss.
34	Vereen, Shane	RB	5-9	205	5/2/1989	R	California	Valencia, Calif.
39	Woodhead, Danny	RB	5-8	195	1/25/1985	4	Chadron State	North Platte, Ne.
<b>TIGHT END (2)</b>								
87	Gronkowski, Rob	TE	6-6	265	5/14/1989	2	Arizona	Pittsburgh, Pa.
81	Hernandez, Aaron	TE	6-1	245	11/6/1989	2	Florida	Bristol, Conn.

## SPECIALISTS (3)

#	NAME	POS	HT	WT	BORN	YR	COLLEGE	H.S. HOMETOWN
<b>SPECIALISTS (3)</b>								
48	Aiken, Danny	LS	6-4	252	8/28/1988	R	Virginia	Roanoke, Va.
3	Gostkowski, Stephen	K	6-1	215	1/28/1984	6	Memphis	Madison, Miss.
14	Mesko, Zoltan	P	6-5	231	3/16/1986	2	Michigan	Twinsburg, Ohio

## RESERVE/INJURED (12)

#	NAME	POS	HT	WT	BORN	YR	COLLEGE	H.S. HOMETOWN
<b>RESERVE/INJURED (12)</b>								
30	Barrett, Josh	S	6-2	225	11/22/1984	4	Arizona State	Reno, Nev.
93	Carter, Andre	DE	6-4	255	5/12/1979	11	California	San Jose, Calif.
47	Cox, Christian	LB	6-3	250	12/11/1985	R	Utah	Bountiful, Utah
96	Cunningham, Jermaine	LB	6-3	260	4/24/1988	2	Florida	Stone Mountain, Ga.
21	Dowling, Ros-I	CB	6-1	198	5/9/1988	R	Virginia	Chesapeake, Va.
69	Hix, Kyle	OL	6-7	325	9/23/1988	R	Texas	Aledo, Texas
67	Koppen, Dan	C	6-2	296	9/12/1979	9	Boston College	Whitehall, Pa.
26	Lockett, Brett	DB	6-1	220	10/7/1986	3	UCLA	Diamond Bar, Calif.
60	Ohrnberger, Rich	OL	6-2	300	2/14/1986	3	Penn State	East Meadow, N.Y.
91	Pryor, Myron	DL	6-1	310	6/13/1986	3	Kentucky	Louisville, Ky.
53	Tarpinian, Jeff	LB	6-3	238	10/16/1987	R	Iowa	Omaha, Neb.
99	Wright, Mike	DL	6-4	295	3/1/1982	7	Cincinnati	Cincinnati, Ohio

## RESERVE/MILITARY (1)

#	NAME	POS	HT	WT	BORN	YR	COLLEGE	H.S. HOMETOWN
<b>RESERVE/MILITARY (1)</b>								
15	White, Shun	WR	5-8	195	12/9/1985	1	Navy	Memphis, Tenn.



# How The Patriots Were Built

UPDATED: January 17, 2012

<u>YEAR</u>	<u>DRAFTEES (24)</u>	<u>VETERAN FREE AGENTS (14)</u>	<u>WAIVERS (2) / TRADES (4)</u>	<u>ROOKIE AND FIRST-YEAR FREE AGENTS (9)</u>
1999	Kevin Faulk (2)			
2000	Tom Brady (6b)			
2001	Matt Light (2)			
2004	Vince Wilfork (1a)			
2005	Logan Mankins (1)			
2006	Stephen Gostkowski (4b)			
2007			Wes Welker (fa)(tr-MIA)	
2008	Jerod Mayo (1) Matthew Slater (5)	Dan Connolly (fa)(JAX)		BenJarvus Green-Ellis (fa) Gary Guyton (fa)
2009	Patrick Chung (2a) Ron Brace (2b) Sebastian Vollmer (2d) Julian Edelman (7a)	Rob Ninkovich (5)(NO)		Kyle Arrington (fa) (PHI) Brian Hoyer (fa) Ryan Wendell (fa)
2010	Devin McCourty (1) Rob Gronkowski (2a) Brandon Spikes (2c) Aaron Hernandez (4) Zoltan Mesko (5) Brandon Deaderick (7)	Danny Woodhead (fa)(NYJ)	Deion Branch (2) (tr-SEA) Tracy White (fa) (tr-PHI)	Sergio Brown (fa) Dane Fletcher (fa) Kyle Love (fa)
2011	Nate Solder (1) Shane Vereen (2b) Stevan Ridley (3a) Ryan Mallett (3b) Marcus Cannon (5a) Malcolm Williams (7)	Mark Anderson (5)(CHIC) Shaun Ellis (1)(NYJ) James Ihedigbo (fa)(NYJ) Nate Jones (7)(DAL) Niko Koutouvides (4)(SEA) Nick McDonald (fa)(GB) Lousaka Polite (fa)(DAL) Donald Thomas (6)(MIA) Tiquan Underwood (7)(JAX) Gerard Warren (1)(CLE) Brian Waters (fa)(DAL)	Danny Aiken (fa) CW (BUF) Chad Ochocinco (2) (tr-CIN) Antwaun Molden (3) CW (HOU)	Sterling Moore (fa)

**NOTE:** Team in parenthesis is the player's prior team  
 (#) – indicates round drafted  
 (fa) – indicates non-drafted free agents

**RESERVE/INJURED (12)**

Josh Barrett (7)  
 Andre Carter (1)(SF)  
 Christian Cox (fa)  
 Jermaine Cunningham (2)  
 Ras-I Dowling (2a)  
 Kyle Hix (fa)  
 Dan Koppen (5)  
 Bret Lockett (CW)  
 Rich Ohrmberger (4)  
 Myron Pryor (6b)  
 Jeff Tarpinian (fa)  
 Mike Wright (fa)

**RESERVE/N.F.I. (1)**

Marcus Cannon (5a)

**RESERVE/MILITARY (1)**

Shun White (fa)



# 2011 Transactions

UPDATED: January 17, 2012

## JANUARY, 2011

1/18/2011	Butler, Carson	Signed
1/18/2011	Crompton, Jonathan	Signed
1/18/2011	Farnham, Buddy	Signed
1/18/2011	Favorite, Marlon	Signed
1/18/2011	Jenkins, Darnell	Signed
1/18/2011	Turner, Thad	Signed
1/18/2011	Ventrone, Ross	Signed
1/19/2011	Austin, Thomas	Signed
1/19/2011	Maneri, Steve	Signed

## FEBRUARY, 2011

2/14/2011	Mankins, Logan	Designated Franchise Player
-----------	----------------	-----------------------------

## MARCH, 2011

3/2/2011	Neal, Setphen	Announced his retirement
3/3/2011	Arrington, Kyle	Tendered contract
3/3/2011	Green-Ellis, BenJarvus	Tendered contract
3/3/2011	Page, Jarrad	Tendered contract
3/4/2011	Stroud, Marcus	Signed

## APRIL, 2011

4/28/2011	Solder, Nate	Drafted
4/29/2011	Dowling, Ras-I	Drafted
4/29/2011	Vareen, Shane	Drafted
4/29/2011	Ridley, Stevan	Drafted
4/29/2011	Mallett, Ryan	Drafted
4/30/2011	Canoon, Marcus	Drafted
4/30/2011	Smith, Lee	Drafted
4/30/2011	Carter, Markell	Drafted
4/30/2011	Williams, Malcolm	Drafted

## JULY, 2011

7/27/2011	Berry, Mike	Signed
7/27/2011	Coulson, Ryan	Signed
7/27/2011	Hix, Kyle	Signed
7/27/2011	Koepplin, Kyle	Signed
7/27/2011	Lavarias, Aaron	Signed
7/27/2011	Leonard, Anthony	Signed
7/27/2011	Nurse, Clay	Signed
7/27/2011	Ross, Jeremy	Signed
7/27/2011	Silvestro, Alex	Signed
7/27/2011	Tarpinian, Jeff	Signed
7/27/2011	Woods, Corey	Signed
7/27/2011	Yeatman, Will	Signed
7/27/2011	Carter, Markell	Signed/Draft Choice
7/27/2011	Smith, Lee	Signed/Draft Choice
7/27/2011	Barnes, Tyree	Reinstated from Military Reserve
7/27/2011	Kettani, Eric	Reinstated from Military Reserve
7/28/2011	Ridley, Stevan	Signed/Draft Choice
7/28/2011	Williams, Malcolm	Signed/Draft Choice
7/29/2011	Mallett, Ryan	Signed/Draft Choice
7/29/2011	Cannon, Marcus	Signed/Draft Choice
7/29/2011	Banta-Cain, Tully	Released
7/29/2011	Carter, Tony	Released
7/29/2011	Crumpler, Alge	Released
7/29/2011	Kaczur, Nick	Released
7/29/2011	Stroud, Marcus	Released
7/29/2011	Warren, Ty	Released
7/29/2011	Coulson, Ryan	Released
7/29/2011	Haynesworth, Albert	Acquired via trade (WAS)
7/29/2011	Ochocinco, Chad	Acquired Via trade (CIN)
7/30/2011	Williams, Steve	Signed
7/30/2011	Faulk, Kevin	Signed
7/30/2011	Arrington, Kyle	Signed
7/30/2011	Mankins, Logan	Signed Franchise Tender
7/30/2011	Morris, Sammy	Signed
7/30/2011	McGowan, Brandon	Signed
7/30/2011	White, Tacy	Signed
7/30/2011	Leonard, Anthony	Released

## AUGUST, 2011

8/2/2011	Dowling, Ras-I	Signed/Draft Choice
8/2/2011	Vareen, Shane	Signed/Draft Choice
8/2/2011	Crompton, Jonathan	Released
8/2/2011	Cox, Christian	Signed
8/2/2011	Light, Matt	Signed
8/3/2011	Green-Ellis, BenJarvus	Signed
8/3/2011	Morris, Chris	Signed
8/3/2011	Compas, Jonathan	Signed

## AUGUST, 2011

8/3/2011	Medlin, Richard	Signed
8/3/2011	Berry, Mike	Released
8/3/2011	Clayton, Thomas	Released
8/4/2011	Solder, Nate	Signed/Draft Choice
8/5/2011	Anderson, Mark	Signed
8/5/2011	Favorite, Marlon	Released
8/7/2011	Turner, Thad	Released
8/7/2011	Hix, Kyle	Placed on Reserve/Injured (shoulder)
8/8/2011	Carter, Andre	Signed
8/8/2011	Ellis, Shaun	Signed
8/8/2011	Warren Gerard	Signed
8/8/2011	McGowan, Brandon	Released
8/10/2011	Wetterer, Mark	Claimed off Waivers (CIN)
8/10/2011	Ventrone, Ross	Released
8/13/2011	Roth, Zach	Signed
8/13/2011	Morris, Chris	Released
8/13/2011	Williams, Steve	Released
8/14/2011	Koutouvides, Niko	Signed
8/19/2011	LeVoir, Mark	Released
8/19/2011	Cox, Christian	Paced on Reserve/Injured (neck)
8/19/2011	Ihedigbo, James	Signed
8/20/2011	Brown, Ricky	Signed
8/21/2011	Mills, Garrett	Signed
8/21/2011	Lockett, Bret	Released
8/21/2011	Roth, Zach	Released
8/22/2011	Lockett, Bret	Placed on Reserve/Injured (groin)
8/24/2011	Berry, Mike	Signed
8/29/2011	Underwood, Tiquan	Signed
8/29/2011	Ventrone, Ross	Signed
8/29/2011	Barnes, Tyree	Released
8/29/2011	Jenkins, Darnell	Released
8/29/2011	Katula, Matt	Released
8/29/2011	Koepplin, Chris	Released
8/29/2011	Mills, Garrett	Released
8/29/2011	Nurse, Clay	Released
8/29/2011	Sanders, James	Released
8/29/2011	Weston, Kade	Released
8/29/2011	Wetterer, Mark	Released
8/29/2011	Wilhite, Jonathan	Released
8/29/2011	Williams, Malcolm	Released
8/30/2011	Dearth, James	Signed
8/30/2011	Murrell, Marques	Released
8/30/2011	Ross, Jeremy	Released

## SEPTEMBER, 2011

9/1/2011	Molden, Antwaun	Claimed off Waivers (HOU)
9/2/2011	Brown, Ricky	Released
9/2/2011	Berry, Mike	Released
9/2/2011	Butler, Carson	Released
9/2/2011	Compas, Jonathan	Released
9/2/2011	Farnham, Buddy	Released
9/2/2011	Medlin, Richard	Released
9/2/2011	Richard, Darryl	Released
9/2/2011	Woods, Corey	Released
9/3/2011	Brace, Ron	Placed on Reserve/PUP
9/3/2011	Deaderick, Brandon	Placed on Reserve/PUP
9/3/2011	Faulk, Kevin	Placed on Reserve/PUP
9/3/2011	Cannon, Marcus	Placed on Reserve/N.F.I.
9/3/2011	Ohmberger, Rich	Placed on Reserve/Injured
9/3/2011	Austin, Thomas	Released
9/3/2011	Carter, Markell	Released
9/3/2011	Cohen, Landon	Released
9/3/2011	Kettani, Eric	Released
9/3/2011	Koutouvides, Niko	Released
9/3/2011	Lavarias, Aaron	Released
9/3/2011	Meriweather, Brandon	Released
9/3/2011	Moore, Eric	Released
9/3/2011	Morris, Sammy	Released
9/3/2011	Silvestro, Alex	Released
9/3/2011	Smith, Lee	Released
9/3/2011	Tate, Brandon	Released
9/3/2011	Underwood, Tiquan	Released
9/3/2011	Ventrone, Ross	Released
9/3/2011	Yeatman, Will	Released
9/4/2011	Waters, Brian	Signed
9/4/2011	Dearth, James	Released
9/4/2011	Maneri, Steve	Released
9/4/2011	Aiken, Danny	Claimed off Waivers (BUF)



# 2011 Transactions

## CONTINUED

### SEPTEMBER 2011

9/5/2011 Carter, Markell Signed to the Practice Squad  
 9/5/2011 Kettani, Eric Signed to the Practice Squad  
 9/5/2011 Kopa, Matt Signed to the Practice Squad  
 9/5/2011 Lavarius, Aaron Signed to the Practice Squad  
 9/5/2011 McDonald, Nick Signed to the Practice Squad  
 9/5/2011 Taylor, Kerry Signed to the Practice Squad  
 9/5/2011 Ventrone, Ross Signed to the Practice Squad  
 9/5/2011 Welch, Thomas Signed to the Practice Squad  
 9/7/2011 Edds, A.J. Claimed off Waivers (MIA)  
 9/7/2011 Gronkowski, Dan Signed  
 9/7/2011 Butler, Darius Released  
 9/7/2011 Warren, Gerard Released  
 9/12/2011 Welch, Thomas Signed from the Practice Squad  
 9/12/2011 Tarpinian, Jeff Released  
 9/14/2011 Thomas, Donald Signed  
 9/14/2011 Mills, Garrett Signed to the Practice Squad  
 9/14/2011 Tarpinian, Jeff Signed to the Practice Squad  
 9/14/2011 Lavarius, Aarons Released from the Practice Squad  
 9/14/2011 Welch, Thomas Released  
 9/15/2011 Welch Thomas Signed to the Practice Squad  
 9/15/2011 McDonald, Nick Released from the Practice Squad  
 9/16/2011 McDonald, Nick Signed to the Practice Squad  
 9/16/2011 Taylor, Kerry Released from the Practice Squad  
 9/21/2011 Adams, Phillip Signed  
 9/21/2011 Cohen, Landon Signed  
 9/21/2011 Koppen, Dan Placed on Reserve/Injured (leg)  
 9/21/2011 Pryor, Myron Placed on Reserve/Injured (shoulder)  
 9/22/2011 Tarpinian, Jeff Signed from the Practice Squad  
 9/22/2011 Edds, A.J. Released  
 9/22/2011 Victorian, Josh Signed to the Practice Squad  
 9/23/2011 Gronkowski, Dan Released  
 9/24/2011 Ventrone, Ross Signed from the Practice Squad  
 9/24/2011 Edds, A.J. Signed to the Practice Squad  
 9/27/2011 Cohen, Landon Released  
 9/28/2011 Warren, Gerard Signed  
 9/28/2011 Silvestro, Alex Signed to the Practice Squad

### OCTOBER, 2011

10/1/2011 Welch, Thomas Signed from the Practice Squad  
 10/1/2011 Ventrone, Ross Released  
 10/4/2011 Ventrone, Ross Signed to the Practice Squad  
 10/5/2011 Moore, Sterling Signed to the Practice Squad  
 10/5/2011 Victorian, Josh Released from the Practice Squad  
 10/7/2011 Victorian, Josh Signed to the Practice Squad  
 10/7/2011 Kettani, Eric Released from the Practice Squad  
 10/8/2011 Ventrone, Ross Signed from the Practice Squad  
 10/8/2011 Adams, Phillip Released  
 10/10/2011 Welch, Thomas Released  
 10/11/2011 Gronkowski, Dan Signed  
 10/12/2011 Welch, Thomas Signed to the Practice Squad  
 10/13/2011 Adams, Phillip Signed  
 10/13/2011 Wright, Mike Placed on Reserve/Injured (concussion)  
 10/14/2011 Harrison, Marcus Signed  
 10/14/2011 Adams, Phillip Released  
 10/15/2011 Moore, Sterling Signed from the Practice Squad  
 10/15/2011 Harrison, Marcus Released  
 10/17/2011 Moore, Sterling Released  
 10/17/2011 Ventrone, Ross Released  
 10/18/2011 Adams, Phillip Signed  
 10/19/2011 Ventrone, Ross Signed  
 10/19/2011 Moore, Sterling Signed to the Practice Squad  
 10/25/2011 Williams, Malcolm Signed to the Practice Squad  
 10/25/2011 Victorian, Josh Released from the Practice Squad  
 10/28/2011 Bodden, Josh Released  
 10/28/2011 Victorian, Josh Signed to the Practice Squad  
 10/28/2011 Williams, Malcolm Released from the Practice Squad  
 10/29/2011 Faulk, Kevin Activited from the Reserve/PUP  
 10/29/2011 Deaderick, Brandon Activited from the Reserve/PUP  
 10/29/2011 Dowling, Ras-I Placed on Reserve/Injured (hip)

### NOVEMBER, 2011

11/3/2011 Ventrone, Ross Released  
 11/4/2011 Williams, Malcom Signed to the Practice Squad  
 11/4/2011 Victorian, Josh Released from the Practice Squad  
 11/5/2011 Brace, Ron Activated from the Reserve/PUP  
 11/8/2011 Underwood, Tiquaan Signed  
 11/8/2011 Gronkowski, Dan Released  
 11/8/2011 Haynesworth, Albert Released  
 11/8/2011 Welch, Thomas Released from the Practice Squad

### NOVEMBER, 2011

11/9/2011 Barrett, Josh Placed on Reserve/Injured (calf)  
 11/9/2011 Koutouvides, Niko Signed  
 11/9/2011 Moore, Sterling Signed from the Practice Squad  
 11/9/2011 Rivera, Mike Signed to the Practice Squad  
 11/9/2011 Ventrone, Ross Signed to the Practice Squad  
 11/9/2011 Victorian, Josh Signed to the Practice Squad  
 11/9/2011 Williams, Malcolm Released from the Practice Squad  
 11/12/2011 Ventrone, Ross Signed from the Practice Squad  
 11/12/2011 Underwood, Tiquaan Released  
 11/15/2011 Cannon, Marcus Activated from Reserve/NFI  
 11/15/2011 Williams, Malcolm Signed to the Practice Squad  
 11/15/2011 Ventrone, Ross Released  
 11/17/2011 Ventrone, Ross Signed to the Practice Squad  
 11/17/2011 Victorian, Josh Released from the Practice Squad  
 11/21/2011 Ventrone, Ross Signed from the Practice Squad  
 11/21/2011 Thomas, Donald Released  
 11/23/2011 Thomas, Donald Signed  
 11/23/2011 Ventrone, Ross Released  
 11/23/2011 Victorian, Josh Signed to the Practice Squad  
 11/24/2011 Underwood, Tiquaan Signed  
 11/24/2011 Ventrone, Ross Signed to the Practice Squad  
 11/24/2011 Victorian, Josh Released from the Practice Squad  
 11/24/2011 Tarpinian, Jeff Placed on Reserve/Injured (head)  
 11/29/2011 Adams, Phillip Released  
 11/30/2011 Jones, Nate Signed

### DECEMBER, 2011

12/3/2011 McDonald, Nick Signed from the Practice Squad  
 12/3/2011 Price, Taylor Released  
 12/7/2011 Dickerson, Dorin Signed to the Practice Squad  
 12/10/2011 Moore, Eric Signed  
 12/10/2011 Williams, Malcolm Signed from the Practice Squad  
 12/10/2011 Cunningham, Jermaine Signed on Reserve/Injured (hamster)  
 12/10/2011 Moore, Sterling Released  
 12/14/2011 Moore Sterling Signed to the Practice Squad  
 12/15/2011 Williams, Malcolm Released  
 12/17/2011 Ventrone, Ross Signed from the Practice Squad  
 12/20/2011 Carter, Andre Placed on Reserve/Injured (leg)  
 12/20/2011 McKinley, Cedric Signed to the Practice Squad  
 12/20/2011 Moore, Eric Released  
 12/21/2011 Fuller, Vincent Signed  
 12/23/2011 Moore, Sterling Signed from the Practice Squad  
 12/23/2011 Silvestro, Alex Signed from the Practice Squad  
 12/23/2011 Fuller, Vincent Released  
 12/26/2011 Ventrone, Ross Released  
 12/26/2011 McKinley, Cedric Released from the Practice Squad  
 12/27/2011 Polite, Lousaka Signed  
 12/27/2011 Williams, Malcolm Signed to the Practice Squad  
 12/28/2011 Lavarius, Aarons Signed to the Practice Squad  
 12/28/2011 Ventrone, Ross Signed to the Practice Squad  
 12/30/2011 Silvestro, Alex Released  
 12/31/2011 Williams, Malcolm Signed from the Practice Squad  
 12/31/2011 Silvestro, Alex Signed to the Practice Squad

### JANUARY, 2012

1/4/2012 Davis, Britt Signed to the Practice Squad  
 1/4/2012 Mills, Garrett Released from the Practice Squad



# UNOFFICIAL DEPTH CHART

Unofficial depth chart compiled by Patriots media relations, January 17, 2012

## OFFENSE

<b>WR:</b> 83 Wes Welker	11 Julian Edelman	18 Matthew Slater
<b>LT:</b> 72 Matt Light	<u>77 Nate Solder</u>	
<b>LG:</b> 70 Logan Mankins	62 Ryan Wendell	65 Nick McDonald
<b>C:</b> 63 Dan Connolly	62 Ryan Wendell	65 Nick McDonald
<b>RG:</b> 54 Brian Waters	64 Donald Thomas	
<b>RT:</b> 76 Sebastian Vollmer	<u>77 Nate Solder</u>	<u>61 Marcus Cannon</u>
<b>TE:</b> 87 Rob Gronkowski	81 Aaron Hernandez	
<b>WR:</b> 84 Deion Branch	85 Chad Ochocinco	10 Tiquan Underwood
<b>QB:</b> 12 Tom Brady	8 Brian Hoyer	<u>15 Ryan Mallett</u>
<b>RB:</b> 39 Danny Woodhead	<u>22 Stevan Ridley</u>	33 Kevin Faulk
<b>RB:</b> 42 BenJarvus Green-Ellis	<u>34 Shane Vereen</u>	36 Lousaka Polite

## DEFENSE

<b>LE:</b> 94 Shaun Ellis	98 Gerard Warren	
<b>DT</b> 75 Vince Wilfork	97 Ron Brace	
<b>DT</b> 74 Kyle Love	97 Ron Brace	
<b>RE:</b> 95 Mark Anderson	71 Brandon Deaderick	
<b>LB:</b> 50 Rob Ninkovich	52 Dane Fletcher	
<b>LB:</b> 51 Jerod Mayo	59 Gary Guyton	58 Tracy White
<b>LB:</b> 55 Brandon Spikes	90 Niko Koutouvides	
<b>LCB:</b> 32 Devin McCourty	27 Antwaun Molden	
<b>RCB:</b> 24 Kyle Arrington	23 Nate Jones	
<b>S:</b> 44 James Ihedigbo	31 Sergio Brown	<u>41 Malcolm Williams</u>
<b>S:</b> 25 Patrick Chung	<u>29 Sterling Moore</u>	

## SPECIAL TEAMS

<b>K:</b> 3 Stephen Gostkowski	
<b>P:</b> 14 Zoltan Mesko	
<b>H:</b> 14 Zoltan Mesko	8 Brian Hoyer
<b>PR:</b> 11 Julian Edelman	
<b>KR:</b> 39 Danny Woodhead	11 Julian Edelman
<b>LS:</b> 48 <u>Danny Aiken</u>	

## PRONUNCIATION GUIDE

Brandon Deaderick	DEAD-er-rick	Zoltan Mesko	ZOLE-tahn
Stephen Gostkowski	gust-OW-ski	Stevan Ridley	STEE-ven
James Ihedigbo	ee-HEAD-dee-bow	Nate Solder	SOLD-er
Niko Koutouvides	Nee-koh KOO-tah-VEE-dees	Tiquan Underwood	tie-KWAN
Jerod Mayo	je-ROD	Shane Vereen	vuh-REEN