

NEW ENGLAND PATRIOTS PRESS RELEASE



SUPER BOWL CHAMPIONS
XXXVI, XXXVIII & XXXIX



Gillette Stadium ★ One Patriot Place ★ Foxborough, MA 02035 ★ 508.384.9105 ★ Fax: 508.543.9053 ★ www.patriots.com ★ http://media.patriots.com

PATRIOTS OPEN HOME SCHEDULE AGAINST ARIZONA

MEDIA SCHEDULE

WEDNESDAY, SEPTEMBER 12

10:45-11:30 Media Check-In
11:10-11:20 Tom Brady Availability
(Visitor's Locker Room)
Open Locker Room
11:15-12:00 Bill Belichick Press Conference
(Red Level Press Box)
12:40-12:55 Ken Whisenhunt Conf. Call
1:00-1:15 Local Media Access to Practice
Approx. 1:15 Larry Fitzgerald and Anthony
5:30 Sherman Conf. Call

THURSDAY, SEPTEMBER 13

10:45-11:30 Media Check-In
11:15-12:00 Open Locker Room
12:00 Troy Brown Availability at The
Hall at Patriot Place
Approx. 1:15 Local Media Access to Practice

FRIDAY, SEPTEMBER 14

TBD Media Check-In
TBD Bill Belichick Press Conference
TBD Open Locker Room
TBD Local Media Access to Practice

2012 PATRIOTS SCHEDULE

REGULAR SEASON (1-0)

| Sun., Sept. 9 | at Tennessee | 34-13 | W |
|-----------------|-----------------|-----------|------|
| Sun., Sept. 16 | Arizona | 1:00 p.m. | FOX |
| Sun., Sept. 23 | at Baltimore | 8:20 p.m. | NBC |
| Sun., Sept. 30 | at Buffalo | 1:00 p.m. | CBS |
| Sun., Oct. 7 | Denver | 4:25 p.m. | CBS |
| Sun., Oct. 14 | at Seattle | 4:05 p.m. | CBS |
| Sun., Oct. 21 | N.Y. Jets | 4:25 p.m. | CBS |
| Sun, Oct. 28 | at St. Louis | 1:00 p.m. | CBS# |
| Sun., Nov. 4 | BYE WEEK | | |
| Sun., Nov. 11 | Buffalo | 1:00 p.m. | CBS |
| Sun., Nov. 18 | Indianapolis | 1:00 p.m. | CBS* |
| Thurs., Nov. 22 | at N.Y. Jets | 8:20 p.m. | NBC |
| Sun., Dec. 2 | at Miami | 1:00 p.m. | CBS* |
| Mon., Dec. 10 | Houston | 8:30 p.m. | ESPN |
| Sun., Dec. 16 | San Francisco | 8:20 p.m. | NBC* |
| Sun., Dec. 23 | at Jacksonville | 1:00 p.m. | CBS* |
| Sun., Dec. 30 | Miami | 1:00 p.m. | CBS* |

#Game played in London

*Game Time and Network subject to possible flexible scheduling adjustment.

PATRIOTS MEDIA WEBSITE

The Patriots' media website, located at <http://media.patriots.com>, will be updated for registered users throughout training camp with all the latest media information, schedules, rosters and press releases. In addition to up-to-date media information, the site's archives allow access to all of the Patriots media material dating back to the 2002 season.

NEW ENGLAND PATRIOTS (1-0) vs. ARIZONA CARDINALS (1-0)

Sunday, September 16, 2012 ★ Gillette Stadium (68,756) ★ 1:00 p.m. ET

The New England Patriots will open the home schedule this Sunday against the Arizona Cardinals. The Patriots have won 15 of their last 17 home openers and boast a perfect 10-0 record at Gillette Stadium, the longest active winning streak in home openers. The Patriots aim for their 11th consecutive win in a home opener this week against the Cardinals.

The Patriots have won five straight games against Arizona, the longest current winning streak against an opponent for the Patriots. The Patriots have also won five straight games against Jacksonville, but that streak includes two postseason games.

This week's game will mark the fourth time, and the first time since 2000, that the Patriots will play against an NFC team in the home-opener. The Patriots opened the season in 1978 at home vs. Washington, in 1985 at home vs. Green Bay and in 2000 at home vs. Tampa Bay. In 1996, the Patriots first home game was vs. Arizona.

BROADCAST INFORMATION

TELEVISION: This week's game will be broadcast to a regional audience by FOX and can be seen in Boston on **WFXT-TV Channel 25**. **Dick Stockton** will handle play-by-play duties with **John Lynch** providing color and **Jennifer Hale** as the sideline reporter. The game will be produced by **Pete Macheska** and directed by **Greg Scoppettone**.

RADIO: 98.5 FM, The Sports Hub, is the flagship station for the **Patriots Radio Network**. A complete listing of the network's 40 stations can be found in this press release. Play-by-play broadcaster **Gil Santos** is in his 36th season as the voice of the Patriots and will call the action. Former Patriots quarterback **Scott Zolak** will handle the color commentary, taking over duties for Gino Cappelletti. Cappelletti, a member of the original Boston Patriots in 1960 and the all-time leading scorer in the American Football League's history, retired from the broadcast team after 31 years as the team's iconic color analyst.

TROY BROWN INDUCTED INTO PATRIOTS HALL OF FAME

Troy Brown was voted by the fans as the 18th player and 19th member to enter the Patriots Hall of Fame. The induction ceremony will be held outside The Hall at Patriot Place presented by Raytheon on Saturday, Sept. 15, 2012 at 5:00 p.m., the day before the Patriots 2012 regular season home opener.

Brown spent his entire 15-season NFL career with the Patriots (1993-2007) after being drafted by the team in the eighth round (198th overall) of the 1993 NFL Draft. The 5-foot-10-inch, 196-pound receiver, punt returner and defensive back retired as the Patriots' all-time leading receiver with 557 career receptions and as the team's all-time leading punt returner with 252 career returns. He finished ranked second in team history with 6,366 career receiving yards and was tied for the franchise record with three punt returns for touchdowns.



MEDIA CONTACTS

PATRIOTS MEDIA RELATIONS OFFICE: 508-384-4203

Stacey James, Vice President of Media Relations, staceyj@patriots.com, 508-384-9105

Aaron Salkin, Asst. Director of Media Relations, aarons@patriots.com, 508-326-6870

Christy Berkery, Social Media Manager, christyb@patriots.com, 508-549-0518

Michael Jurovaty, Media Relations Coord., mjurovaty@patriots.com, 508-326-6187

Cecily Faenza, Media Relations Coordinator., cecilyf@patriots.com, 774-254-7917

Jeff Cournoyer, Dir. of Corporate Communications, jefco@patriots.com, 508-549-049



ROBERT KRAFT NEWS & NOTES

Since Robert Kraft purchased the team in 1994, the Patriots have experienced one of the most dramatic turnarounds in the history of sports. Now in his 19th season of ownership, Kraft has transformed one of the league's least successful clubs into what many observers view as a model NFL franchise. In the five seasons immediately preceding his purchase (1989-93), the Patriots were a moribund team, winning just 19 of 80 games (.238 pct.) and recording the worst record in the NFL over that span. When he bought the franchise on Jan. 21, 1994, Kraft announced his intention to bring a championship to New England, a tall order considering the team's previous success rate. But under Kraft's leadership, the Patriots have won more division titles (11), conference crowns (6) and Super Bowl championships (3) than any other NFL team. The Patriots have made six Super Bowl appearances since Kraft purchased the team, a period during which no other NFL franchise has earned more than four berths. In Kraft's other 18 seasons, the Patriots qualified for the playoffs 13 times, more than doubling the franchise's accomplishments during its first 34 seasons.



| | Pre-Kraft 1960-93 | 1989-93 | Kraft Era 1994-11 |
|---------------------|------------------------------|----------------|------------------------------|
| Overall Record | 225-276-9 | 19-61 | 213-105 |
| Winning Pct. | .450 | .238 | .670 |
| Super Bowl Titles | 0 | 0 | 3 |
| Conference Titles | 1 | 0 | 6 |
| Division Titles | 3 | 0 | 11 |
| Playoff Seasons | 6 | 0 | 13 |
| Playoff Record | 4-6 | -- | 19-10 |
| Home Playoff Games | 1 | 0 | 15 |
| Home Playoff Record | 0-1 | -- | 13-2 |

A CHAMPIONSHIP TRADITION

MULTIPLE LEAGUE CHAMPIONSHIPS SINCE 2001

| Team | League | Titles |
|-----------------------------|------------|----------|
| Los Angeles Lakers | NBA | 4 |
| New England Patriots | NFL | 3 |
| San Antonio Spurs | NBA | 3 |

HIGHEST WINNING PERCENTAGE IN MAJOR PROFESSIONAL SPORTS SINCE 1994

| Team | League | PCT |
|-----------------------------|------------|-------------|
| San Antonio Spurs | NBA | .680 |
| New England Patriots | NFL | .671 |
| Detroit Red Wings | NHL | .668 |
| Los Angeles Lakers | NBA | .654 |
| Green Bay Packers | NFL | .640 |
| Pittsburgh Steelers | NFL | .638 |

195-GAME SELLOUT STREAK

In the early 1990s, the Patriots seemed destined for relocation until Robert Kraft's purchase of the team rejuvenated local interest. In 1991, the season ticket base was just 17,635, barely enough to support the club. Now, the season tickets are capped and more than 50,000 fans are on a season ticket waiting list. The Patriots have sold out 195 consecutive home games, including playoff and preseason games (dating back to the 1994 season opener).

SINCE ROBERT KRAFT PURCHASED THE TEAM IN 1994...

TOTAL VICTORIES SINCE 1994 (Regular Season)

| | |
|-----------------------------|------------|
| New England Patriots | 194 |
| Green Bay Packers | 185 |
| Pittsburgh Steelers | 184 |
| Indianapolis Colts | 172 |

TOTAL VICTORIES SINCE 1994 (Incl. Postseason)

| | |
|-----------------------------|------------|
| New England Patriots | 213 |
| Pittsburgh Steelers | 201 |
| Green Bay Packers | 200 |
| Indianapolis Colts | 183 |
| Denver Broncos | 175 |
| Philadelphia Eagles | 174 |

WINNING PERCENTAGE SINCE 1994 (Incl. Postseason)

| Team | W | L | T | Pct. |
|-----------------------------|------------|------------|----------|-------------|
| New England Patriots | 213 | 105 | 0 | .670 |
| Pittsburgh Steelers | 201 | 114 | 1 | .638 |
| Green Bay Packers | 200 | 115 | 0 | .635 |
| Indianapolis Colts | 183 | 129 | 0 | .586 |
| Denver Broncos | 175 | 129 | 0 | .576 |
| Philadelphia Eagles | 174 | 135 | 2 | .563 |
| New York Giants | 162 | 142 | 1 | .533 |

SUPER BOWL CHAMPIONSHIPS SINCE 1994

| | |
|-----------------------------|----------|
| New England Patriots | 3 |
| Green Bay | 2 |
| Pittsburgh Steelers | 2 |
| Denver Broncos | 2 |
| N.Y. Giants | 2 |
| 7 Teams | 1 |

CONFERENCE CHAMPIONSHIPS SINCE 1994

| | |
|-----------------------------|----------|
| New England Patriots | 6 |
| Pittsburgh Steelers | 4 |
| Green Bay Packers | 3 |
| New York Giants | 3 |
| Denver Broncos | 2 |
| St. Louis Rams | 2 |
| Indianapolis Colts | 2 |
| 14 Teams | 1 |

DIVISION CHAMPIONSHIPS SINCE 1994

| | |
|-----------------------------|-----------|
| New England Patriots | 11 |
| Pittsburgh Steelers | 10 |
| Green Bay Packers | 8 |
| Indianapolis Colts | 8 |

PLAYOFF VICTORIES SINCE 1994

| | |
|-----------------------------|-----------|
| New England Patriots | 19 |
| Pittsburgh Steelers | 17 |
| Green Bay Packers | 15 |
| Philadelphia Eagles | 11 |
| Indianapolis Colts | 11 |

PLAYOFF GAMES PLAYED SINCE 1994

| | |
|-----------------------------|-----------|
| New England Patriots | 29 |
| Pittsburgh Steelers | 27 |
| Green Bay Packers | 26 |
| Indianapolis Colts | 23 |
| Philadelphia Eagles | 22 |
| Baltimore Ravens | 17 |

PLAYOFF SEASONS SINCE 1994

| | |
|-----------------------------|-----------|
| New England Patriots | 13 |
| Indianapolis Colts | 13 |
| Green Bay Packers | 13 |
| Pittsburgh Steelers | 12 |
| Philadelphia Eagles | 11 |
| Dallas Cowboys | 9 |

PLAYOFF WINNING PERCENTAGE SINCE 1994

| Team | W | L | Pct. |
|-----------------------------|-----------|-----------|-------------|
| New England Patriots | 19 | 10 | .655 |
| Pittsburgh Steelers | 17 | 10 | .630 |
| New York Giants | 10 | 6 | .625 |
| Arizona Cardinals | 5 | 3 | .625 |
| Denver Broncos | 9 | 6 | .600 |
| New Orleans Saints | 6 | 4 | .600 |
| Carolina Panthers | 6 | 4 | .600 |
| New Baltimore Ravens | 10 | 7 | .588 |

MOST PRO BOWLERS DRAFTED SINCE 1994

Since Robert Kraft's purchase of the Patriots in 1994, the team has drafted more Pro Bowl players than any other NFL team.

| Rank | Team | Players |
|-----------|--------------------|-----------|
| 1. | New England | 20 |
| 2. | Green Bay | 19 |
| 3. | Pittsburgh | 18 |
| 4. | Philadelphia | 15 |
| | Baltimore | 15 |



PATRIOTS HOME DOMINANCE



Since the Patriots opened Gillette Stadium in 2002, they have celebrated more regular season and postseason wins than any other team in the NFL. The Patriots have the highest point differential at home in that time and are among the top three offensive and defensive leaders at home. The Patriots home dominance is especially strong against NFC teams.

REGULAR SEASON HOME RECORD SINCE 2002

| Rank | Team | W | L | T | Pct. |
|------|--------------------|-----------|-----------|----------|--------------|
| 1 | New England | 67 | 13 | 0 | 0.838 |
| 2 | Baltimore | 62 | 19 | 0 | 0.765 |
| 3 | Indianapolis | 59 | 21 | 0 | 0.738 |
| 4 | Pittsburgh | 58 | 21 | 1 | 0.731 |
| 5 | San Diego | 55 | 25 | 0 | 0.688 |

HOME PLAYOFF RECORD SINCE 2002 (MIN. 5 GAMES)

| Rank | Team | W | L | Pct |
|------|--------------------|----------|----------|--------------|
| 1 | Seattle | 5 | 1 | 0.833 |
| 2 | New England | 9 | 2 | 0.818 |
| 3t | Philadelphia | 5 | 2 | 0.714 |
| 3t | Pittsburgh | 5 | 2 | 0.714 |
| 5 | Indianapolis | 6 | 3 | 0.667 |

HOME RECORD SINCE 2002 (INCLUDING PLAYOFFS)

| Rank | Team | W | L | T | Pct. |
|------|--------------------|-----------|-----------|----------|--------------|
| 1 | New England | 76 | 15 | 0 | 0.835 |
| 2 | Baltimore | 63 | 21 | 0 | 0.750 |
| 3 | Pittsburgh | 64 | 23 | 1 | 0.733 |
| 4 | Indianapolis | 65 | 24 | 0 | 0.730 |
| 5 | San Diego | 57 | 28 | 0 | 0.671 |

HOME RECORD AFTER HALLOWEEN SINCE 2002

| Rank | Team | W | L | T | Pct. |
|------|--------------------|-----------|----------|----------|--------------|
| 1 | New England | 35 | 8 | 0 | 0.814 |
| 2 | Green Bay | 34 | 10 | 0 | 0.773 |
| 3 | Baltimore | 36 | 11 | 0 | 0.766 |
| 4 | Indianapolis | 37 | 13 | 0 | 0.740 |
| 5 | San Diego | 32 | 14 | 0 | 0.696 |

HOME RECORD VS. NFC SINCE 2002

| Rank | Team | W | L | T | Pct. |
|------|--------------------|-----------|----------|----------|--------------|
| 1 | New England | 18 | 2 | 0 | 0.900 |
| 2 | Pittsburgh | 17 | 2 | 1 | 0.875 |
| 3 | Baltimore | 18 | 3 | 0 | 0.857 |
| 4 | Jacksonville | 15 | 6 | 0 | 0.714 |
| 5 | Indianapolis | 14 | 6 | 0 | 0.700 |

HOME RECORD VS DIVISIONAL OPPONENTS SINCE 2002

| Rank | Team | W | L | T | Pct. |
|------|--------------------|-----------|----------|----------|--------------|
| 1t | New England | 25 | 5 | 0 | 0.833 |
| 1t | Indianapolis | 25 | 5 | 0 | 0.833 |
| 3 | Green Bay | 23 | 7 | 0 | 0.767 |
| 4t | Seattle | 22 | 8 | 0 | 0.733 |
| 4t | Pittsburgh | 22 | 8 | 0 | 0.733 |
| 6 | San Diego | 22 | 9 | 0 | 0.710 |
| 7 | Minnesota | 20 | 10 | 0 | 0.667 |

POINT DIFFERENTIAL AT HOME SINCE 2002

| Rank | Team | Point Differential |
|------|--------------------|--------------------|
| 1 | New England | 826 |
| 2 | Baltimore | 727 |
| 3 | San Diego | 632 |
| 4 | Pittsburgh | 604 |
| 5 | Indianapolis | 579 |

POINTS ALLOWED PER GAME AT HOME SINCE 2002

| Rank | Team | Points Allowed |
|------|--------------------|----------------|
| 1 | Baltimore | 15.6 |
| 2 | New England | 16.6 |
| 3 | Pittsburgh | 16.8 |
| 4 | New York Jets | 18.2 |
| 5 | Jacksonville | 18.6 |

POINTS SCORED PER GAME AT HOME SINCE 2002

| Rank | Team | Points Scored |
|------|--------------------|---------------|
| 1 | San Diego | 27.8 |
| 2 | New England | 27.0 |
| 3 | Green Bay | 26.9 |
| 4 | Indianapolis | 26.1 |
| 5 | New Orleans | 25.8 |



PATRIOTS VS. CARDINALS

SERIES HISTORY

The Patriots and Cardinals will meet for the 13th time overall and for the second time at Gillette Stadium. After a 1-6 series start against Arizona, New England has won the last five meetings to even its record at 6-6. In their last meeting, the Patriots claimed a 47-7 victory in the Cardinals' first visit to Gillette Stadium, a game played in a heavy snow-fall on Dec. 21, 2008. The 2008 victory was the second time the Patriots had beaten Arizona in a New England home contest. The Patriots have faced the Cardinals twice during Bill Belichick's tenure as head coach (2000-present). Of the 12 previous meetings in the series, only four have been in played in Foxborough.



played in a heavy snow-fall on Dec. 21, 2008. The 2008 victory was the second time the Patriots had beaten Arizona in a New England home contest. The Patriots have faced the Cardinals twice during Bill Belichick's tenure as head coach (2000-present). Of the 12 previous meetings in the series, only four have been in played in Foxborough.

Patriots 6, Cardinals 6

| Date | Result | Score | H/A | Stadium |
|----------|--------|-------|-----|-------------------|
| 11/08/70 | L | 0-31 | A | Busch Stadium |
| 11/02/75 | L | 17-24 | A | Busch Stadium |
| 09/10/78 | W | 16-6 | A | Busch Stadium |
| 11/29/81 | L | 20-27 | H | Schaefer Stadium |
| 12/02/84 | L | 10-33 | H | Sullivan Stadium |
| 11/25/90 | L | 14-34 | A | Sun Devil Stadium |
| 09/29/91 | L | 10-24 | A | Sun Devil Stadium |
| 10/10/93 | W | 23-21 | A | Sun Devil Stadium |
| 09/15/96 | W | 31-0 | H | Foxboro Stadium |
| 10/31/99 | W | 27-3 | A | Sun Devil Stadium |
| 09/19/04 | W | 23-12 | A | Sun Devil Stadium |
| 12/21/08 | W | 47-7 | H | Gillette stadium |

Note: Franchise located in St. Louis from 1960-87. Named Phoenix Cardinals from 1988-94.

SERIES BREAKDOWN

New England 6, Arizona 6

| | |
|--------------------------------------|----------------------------|
| Home Record | 2-2 |
| Schaefer Stadium | 0-1 |
| Sullivan Stadium | 0-1 |
| Foxboro Stadium | 1-0 |
| Gillette Stadium | 1-0 |
| Away Record | 4-4 |
| Busch Stadium | 1-2 |
| Sun Devil Stadium | 3-2 |
| Bill Belichick vs. Arizona | 3-0 (2-0 with New England) |
| Ken Whisenhunt vs. New England | 0-1 |

THE LAST MEETING

PATRIOTS 47, CARDINALS 7

December 21, 2008 ★ Gillette Stadium (Att: 68,756)

| | 1 | 2 | 3 | 4 | Final |
|-----------------------------|----|----|----|---|-------|
| Arizona Cardinals | 0 | 0 | 0 | 7 | — 7 |
| New England Patriots | 14 | 17 | 13 | 3 | — 47 |

The Patriots improved to 10-5 on the season with a 47-7 win over Arizona. The Patriots led the Cardinals 14-0 after one quarter, 31-0 at halftime and 44-0 heading into the fourth quarter. Matt Cassel completed 20-of-36 passes for 345 yards and three touchdowns for a 116.1 passer rating, hitting Wes Welker, Randy Moss and Kevin Faulk with scoring strikes, while Jabar Gaffney led the way with 90 receiving yards. LaMont Jordan ran for two touchdowns, while Ellis Hobbs (interception) and Brandon Meriweather (strip-sack) each registered takeaways for the Patriots defense. The game was played in snowy conditions, and the Patriots improved to 10-0 all-time in snowy games in Foxborough. The game-time temperature was 30 degrees, and New England upped its mark to 17-1 since 1993 when the kickoff temperature is 30 degrees or colder.

THE LAST MEETING

PATRIOTS 47, CARDINALS 7 (continued)

Against Arizona, the Patriots defense began the game with a three-and-out and Welker's ensuing 28-yard punt return set the New England offense up at the Arizona 33-yard line, where it promptly marched into the end zone on a 3-yard scoring plunge by Jordan to take a 7-0 lead. Following that, the New England defense again achieved a three-and-out, and the Patriots offense again marched down the field for a score, driving 55 yards in seven plays to take a 14-0 lead on Jordan's second scoring plunge of the quarter. The teams traded punts before the Patriots opened the second-quarter scoring with a 4-play, 50-yard drive that ended in a 15-yard touchdown toss from Cassel to Faulk that gave the Patriots a 21-0 advantage with 12:04 remaining before halftime. New England scored again on its next drive to take a 28-0 lead on an 11-yard strike from Cassel to Welker. Another three-and-out by the Patriots defense set up a Stephen Gostkowski field goal that put the Patriots ahead 31-0 at halftime.

New England again found the end zone on the second half's first play from scrimmage, as Cassel found Moss on a screen pass that Moss ran all the way to the end zone for a 76-yard score and a 38-0 New England lead. Three more field goals upped the Patriots' advantage to 47-0 just seconds into the fourth quarter. Arizona spoiled the Patriots' shutout bid with a 78-yard Larry Fitzgerald touchdown catch with 6:17 left in the game, but New England sent its fans home happy with the second-largest margin of victory in Gillette Stadium history.

TALE OF THE TAPE

| 2011 Regular Season | New England | Arizona |
|--------------------------|-------------|-------------|
| Record | 13-3 | 8-8 |
| Divisional Standings | 1st | 2nd |
| Total Yards Gained | 6,848 | 5,192 |
| Total Offense (Rank) | 428.0 (2) | 324.5 (19) |
| Rush Offense | 110.3 (20) | 101.6 (24) |
| Pass Offense | 317.8 (2) | 222.9 (17) |
| Points Per Game | 32.1 (3) | 19.5 (24) |
| Total Yards Allowed | 6,577 | 5,682 |
| Total Defense | 411.1 (31) | 355.1 (18t) |
| Rush Defense | 117.1 (17) | 124.1 (21) |
| Pass Defense | 293.9 (31) | 231.0 (17) |
| Points Allowed/Game | 21.4 (15) | 21.8 (17) |
| Possession Avg. | 28:47 | 28:11 |
| Sacks Allowed/Yards Lost | 32/173 | 54/387 |
| Sacks Made/Yards | 40/274 | 42/304 |
| Total Touchdowns Scored | 61 | 37 |
| Penalties Against/Yards | 87/815 | 106/1004 |
| Punts/Avg. | 57/46.5 | 92/45.0 |
| Field Goals Made/Att. | 28/33 | 19/24 |
| Takeaway/Giveaway Ratio | +17 (3) | -13 (28t) |

PATRIOTS VS. NFC TEAMS

The Patriots have been successful against NFC teams in recent seasons, compiling a 38-6 (.864) record against the conference since 2001 in the regular season and a 3-2 record in Super Bowls. The Patriots won 18 straight home games against NFC opponents until the New York Giants snapped the streak with a 24-20 victory at Gillette Stadium on Nov. 6, 2011. The Patriots are 24-25 against NFC West opponents. The Patriots finished 4-0 against when they last played the NFC West in 2008.

PASSING PERFORMANCES

Patriots quarterback Tom Brady will make his second start against the Cardinals. The Cardinals, 49ers and Seahawks are the only team that Brady has faced just one time in his career. Brady completed 15-of-26 passes for 219 yards with two touchdowns and two interceptions in a 23-12 win at Arizona on Sept. 19, 2004.



PATRIOTS VS. CARDINALS

CONNECTIONS

New England Ties

- Cardinals Special Teams Coach **Kevin Spencer** attended Springfield College from 1972-75 and played football and lacrosse for the Pride. Spencer served as the head football coach at Wesleyan University from 1987-91.
- Cardinals **FB Anthony Sherman** is a native of North Attleboro, Mass., and played football at the University of Connecticut from 2007-10. Prior to joining the NFL, Sherman was the starting fullback at Connecticut and served as a team captain in 2009 and 2010. Sherman, who played both offense and defense in high school, was named the 2006 Gatorade Player of the Year in Massachusetts and was a two-time Attleboro Sun Chronicle All-Star. Sherman also received all-scholastic honors from the Boston Globe and the Boston Herald.

Arizona Ties

- Assistant Head Coach/Offensive Line Coach **Dante Scarnecchia** coached the offensive line at Northern Arizona in 1979.
- Patriots **TE Rob Gronkowski** played at the University of Arizona from 2007-09.

Former Patriots

- Cardinals **S James Sanders** was New England's fourth round draft pick in 2005 and played for the Patriots from 2005-10. During his time with the Patriots, Sanders appeared in 110 games and made 63 starts.
- Cardinals **G Rich Ohrnberger** played for the Patriots from 2009-10 and appeared in five games.

Former Teammates

- **LB Tracy White** played with Cardinals **QB Kevin Kolb** and Cardinals **LB Stewart Bradley** in Philadelphia in 2009.
- **White** also spent three seasons playing with Cardinals **G Daryn Colledge** for the Green Bay Packers (2006-08).
- **WR Brandon Lloyd** played one season each with the following members of the Cardinals: **G Adam Snyder** (49ers 2005), **DE Vonnie Holliday** (Broncos 2009) and **T D'Anthony Batiste** (Broncos 2010).
- **Holliday** played for the Miami Dolphins from 2005-08, during which time he was teammates with **WR Wes Welker** (2005-06), **DL Rob Ninkovich** (2007-08) and **OL Donald Thomas** (2008).
- **TE Daniel Fells** and Cardinals **LB Paris Lenon** were teammates in St. Louis for one season (2009).
- Cardinals **K Jay Feely** has played for a number of NFL teams throughout his career and has spent time with **TE Visanthe Shiancoe** (Giants 2005-06), **DL Rob Ninkovich** (Miami 2007), **CB Marquice Cole** (Jets 2009) and **RB Danny Woodhead** (Jets 2009).
- **Cole, Woodhead** and Cardinals players **S Kerry Rhodes** and **LB Jamaal Westerman**, all played for the Jets in 2009. Cole and Westerman played together in New York from 2009-11.
- **DE Trevor Scott** played with **LB Quentin Groves** in Oakland from 2010-11.

Former College Teammates

- **T Sebastian Vollmer** and Cardinals **QB Kevin Kolb** were teammates at the University of Houston from 2004-06.
- **DL Marcus Forston** played his entire college career with **WR LaRon Byrd** at the University of Miami from 2008-11.
- **OL Donald Thomas** and Cardinals **FB Anthony Sherman** were teammates for one season at the University of Connecticut (2007).
- **RB Stevan Ridley** played his freshman season at Louisiana State University (2007) with Cardinals **WR Early Doucet**.

CONNECTIONS (continued)

- Ridley spent the remainder of his time at LSU playing with Cardinals **DB Patrick Peterson** (2008-10).
- **S Patrick Chung** played with Cardinals **G Adam Snyder** for one season at the University of Oregon (2004).
- Rookie **RB Brandon Bolden** and Cardinals rookie **T Bobby Massie** played together at the University of Mississippi from 2009-11.
- **WR Matthew Slater** and Cardinals **DT David Carter** were teammates at UCLA from 2006-07.
- **LB Jerod Mayo** and Cardinals **DT Dan Williams** were defensive teammates at the University of Tennessee from 2005-07.
- **OL Marcus Cannon** and Cardinals **LB Daryl Washington** were teammates at Texas Christian University from 2006-09.
- Cardinals **LB Jamaal Westerman** played college football at Rutgers University and was a defensive teammate of **CB Devin McCourty** (2006-08) and **DL Justin Francis** (2007-08).
- **DL Brandon Deaderick** and Cardinals **S Rashad Johnson** teamed up on the Alabama Crimson Tide defense from 2005-08. Patriots rookie **LB Dont'a Hightower** came to Alabama in 2008 and played one season with Deaderick and Johnson.
- **G Logan Mankins** and Cardinals **S James Sanders** were teammates at Fresno State from 2001-04. Patriots **OL Ryan Wendell** played his first season at Fresno State with Mankins and Sanders (2004).
- **QB Tom Brady** and Cardinals **K Jay Feely** were teammates at the University of Michigan from 1996-98.

WHAT TO LOOK FOR THIS WEEK VS. ARIZONA

BILL BELICHICK

- With a victory over Arizona, Bill Belichick will earn his 194th career victory, moving him out of a tie with Chuck Knox into sole possession of 8th place all-time.

TOM BRADY

- Tom Brady (40,215) needs 25 passing yards to move past Johnny Unitas (40,239) into 13th place on the NFL's all-time passing list. He needs 337 passing yards to move past Joe Montana (40,551) into 12th place all-time.
- With one touchdown pass against Arizona, Brady will extend his streak to 34 straight games with at least one touchdown pass. His current streak is fourth all-time, behind Johnny Unitas (47), Drew Brees (44-current) and Brett Favre (36).

WES WELKER

- Wes Welker (557) needs one reception to pass Troy Brown (557) and become the Patriots all-time reception leader.
- Welker needs one reception to extend his streak to 79 straight regular-season games with at least one reception as a member of the Patriots to extend his franchise record. Welker has an overall streak of 95 straight regular-season games with at least one reception, including his time with the Miami Dolphins.

ROB GRONKOWSKI

- Gronkowski (28) needs one more touchdown to break out of a tie with Russ Francis and move into sole possession of second place for most receiving touchdowns by a Patriots tight end. Ben Coates holds the record with 50 touchdowns.



LAST GAME: PATRIOTS AT TITANS

PATRIOTS 34, TITANS 13

September 9, 2012 ★ LP Field

| | 1 | 2 | 3 | 4 | Final |
|----------------------|---|----|---|---|-------|
| New England Patriots | 7 | 14 | 7 | 6 | — 34 |
| Tennessee Titans | 3 | 0 | 7 | 3 | — 13 |

The New England Patriots extended their streak to nine straight opening day wins with a 34-13 victory over the Tennessee Titans at LP Field. It is the longest current streak in the NFL and one of just four nine-plus opening day streaks in NFL history.

The Patriots defense held the Titans to just 20 yards rushing on 16 attempts, including holding RB Chris Johnson to just four yards.

The Patriots 2012 draft was heavy on defense and the rewards were evident with the Patriots first three draft picks playing a role in two defensive turnovers. The first round tandem of DE Chandler Jones and LB Dont'a Hightower played a key role in a second quarter touchdown. Jones forced a fumble on a 6-yard sack of QB Jake Locker on a play from the Tennessee 7-yard line and Hightower recovered the loose ball and scored on a 6-yard return. On the first series in the second quarter, second-round pick DB Tavon Wilson intercepted a pass in the end zone that was tipped by CB Kyle Arrington.

Tom Brady completed 23-of-31 passes for 236 yards and two touchdowns, and RB Stevan Ridley had a career-day, rushing for 125 yards on 21 carries for a 6.0-yard average.

Tennessee took the opening kickoff and converted a key third down and a fourth-and-one situation en route to a 12-play, 70-yard drive that ended with a 28-yard field goal.

Later in the first quarter, Brady got the Patriots on the board with a 23-yard touchdown pass to TE Aaron Hernandez for a 7-3 New England lead. Brady completed a 28-yard pass to TE Aaron Hernandez to get the Patriots into scoring position during that possession.

After taking a 14-3 lead in the second quarter on the Hightower fumble return, the Patriots next possession ended in a 2-yard touchdown pass from Brady to Gronkowski to culminate a 12-play, 67-yard drive to help put the Patriots in front 21-3 at halftime.

The Titans scored their only touchdown of the day on their first possession of the second half. Locker completed passes of 35 and 16 yards before a 29-yard touchdown pass to WR Nate Washington closed the gap to 21-10.

A 15-yard run by Ridley later in the third quarter helped get the Patriots in position for his 1-yard touchdown run and a 28-10 New England lead heading into the final quarter.

After Tennessee added a 24-yard field goal, the Patriots added field goals of 25 yards and 31 yards by K Stephen Gostkowski on New England's final two offensive drives to secure the victory.

PATRIOTS WIN NINTH STRAIGHT SEASON OPENER

The Patriots beat Tennessee for the team's ninth straight season-opening victory. They now join four other NFL teams with nine-plus opening day streaks. Head coach Bill Belichick is 12-6 all-time on opening day including 10-3 as Patriots head coach. Tom Brady is 10-1 on opening day.

MOST OPENING DAY WINS

| Team | OPENING DAY WINS | YEARS |
|--------------------|------------------|--------------|
| Dallas | 17 | (1965-1981) |
| Miami | 11 | (1992-2002) |
| Portsmouth/Detroit | 10 | (1930-1939) |
| New England | 9 | (2004-pres.) |
| Chicago | 9 | (1984-1992) |

WELKER TIES TROY BROWN FOR ALL-TIME RECEPTION LEAD

Wes Welker entered the 2012 season with 554 receptions and needed four receptions to pass Troy Brown (557) and become the Patriots all-time reception leader. He had three receptions against Tennessee to reach 557 and tie Troy Brown for first on the Patriots all-time list.

BRADY BECOMES THE 14TH PLAYER IN NFL HISTORY WITH 40,000 CAREER YARDS

Tom Brady (40,215 passing yards) entered the game needing 21 yards to become the 14th player in NFL history with 40,000 career passing yards and reached the feat on a 28-yard pass to TE Rob Gronkowski in the first quarter. He finished the game with 236 yards passing and is in 14th place all-time with 40,215 career passing yards. He needs 25 passing yards to move past Johnny Unitas (40,239) into 13th place on the NFL's all-time list. Joe Montana is 12th all-time with 40,551 passing yards.

PATRIOTS DEFENSE HOLDS TENNESSEE TO JUST 20 YARDS RUSHING

The Patriots defense held the Titans to just 20 yards rushing on 16 attempts for a 1.3-yard average. The 20 yards rushing allowed are the fourth-lowest total in Patriots history and the lowest total since holding Buffalo to 14 yards rushing on Dec. 11, 2005 in Buffalo.

FEWEST YARDS ALLOWED RUSHING IN A GAME

2 at San Diego, Dec. 17, 2961

14 at Buffalo, Dec. 11, 2005

14 vs. Kansas City, Oct. 11, 1998

19 vs. Houston, Nov. 1, 1963.

20 at Tennessee, Sept. 9, 2012

20 vs. Seattle, Dec. 4, 1988

BRADY REACHES 125 CAREER WINS IN THE FEWEST STARTS (160) AMONG QBS IN NFL

Brady reached 125 wins in the fewest starts (160) among quarterbacks in NFL history.

Player Fewest Starts to 125 Wins

| | |
|----------------|-----|
| Tom Brady | 160 |
| Peyton Manning | 184 |
| Brett Favre | 189 |
| Dan Marino | 199 |
| John Elway | 201 |

BRADY MOVES PAST JOHN ELWAY FOR CAREER TD PASSES

Brady entered the 2012 season in a fifth place tie with John Elway for most career touchdown passes with 300. He completed his 301st career touchdown on a 23-yard touchdown pass to TE Aaron Hernandez in the first quarter to move out of tie with John Elway for sole possession of fifth place on the NFL's list for career touchdowns. He added his 302nd on a 2-yard touchdown pass to Rob Gronkowski in the second quarter. Fran Tarkenton is in fourth place with 342 career touchdown passes.

GRONKOWSKI NOW TIED FOR SECOND ON THE PATS LIST FOR TD CATCHES BY A TE

Rob Gronkowski's 2-yard touchdown reception was his 28th touchdown reception for his career, moving him into a tie for second with Russ Francis (28) for most touchdown receptions by a Patriots tight end. Ben Coates is first with 50 touchdown receptions.

RIDLEY SETS CAREER HIGHS IN RUSHING YARDS WITH FIRST 100-YARD DAY

Stevan Ridley had a career day, finishing with 125 yards on 21 carries for a 6.0-yard average. It is his first NFL 100-yard rushing day. His previous bests were 97 yards at Oakland (10/2/11) and 15 carries vs. Buffalo (1/1/12). He scored on a 1-yard run in the third quarter for his second NFL touchdown. He scored his first NFL touchdown on a 33-yard run at Oakland (10/2/11). In 2011, the Patriots had just one player finish with 100 yards rushing when BenJarvus Green-Ellis had 136 yards vs. the New York Jets on Oct. 9, 2011.

FIRST ROUND PICKS MAKE IMPACT

Chandler Jones forced a fumble on a 1-yard sack of Tennessee QB Jake Locker in the first quarter and Dont'a Hightower recovered the ball and ran 6-yards for a touchdown. It is the first fumble returned for a touchdown for the Patriots since Gary Guyton returned a fumble 35 yards for a touchdown at Chicago on Dec. 12, 2010. It is the first defensive touchdown for the Patriots since Sterling Moore returned an interception 21 yards for a score vs. Buffalo on Jan. 1, 2012.



QUOTES AND NOTES

NEWLY ACQUIRED PATRIOTS

The Patriots acquired veteran free agnets S Steve Gregory, WR Brandon Lloyd, LB Trevor Scott and TE Visanthe Shiancoe this past offseason. Below are some of their thoughts on joining the Patriots:

From Steve Gregory: On playing with Patrick Chung: "He's a guy that's passionate about football like I am. It's good to have a guy out there that wants to make plays, and you start making plays and it's kind of like a competition. Who can make more? It's great to have him back there with me."

From Brandon Lloyd: "The coaching, the way that the message is delivered and the way that the coaches coach and the players all fall in line. It's been a good experience so far."

From Trevor Scott: "You just know what to expect when you come here. To come in here, I'm going to have big shoes to fill. When I came here, coach (Bill) Belichick said everyone is involved in special teams. I'm just doing whatever I can to help the team win."

From Visanthe Shiancoe: "It's just a well-organized team. I can see I have to work hard here and it's time to work."

AARON HERNANDEZ ON HOW BEING A PATRIOT HAS CHANGED HIM

"This is a place that not only did it change my future from them paying me, but it just changed me as a person," he said. "You can't come here and act reckless and do your own stuff, and [I] was one of the persons that when I came here, I might've acted the way I wanted to act, but you get changed by Bill Belichick's way. You get changed by the Patriots' way. Now that I'm a Patriot, I have to start living like one, and making the right decisions for them."

VINCE WILFORK: REASONS FOR PATRIOTS SUCCESS

Patriots Pro Bowl DL Vince Wilfork, who served as a defensive captain for the Patriots in 2011, says the team's continued success is a result of the entire organization working towards one common goal: "The Patriots are all about team, family and smart football players. They try to get good people here from coaches to guys who work in the front office to guys who put on this uniform. I think everybody has to have one goal in mind, and that's to be together. When you get an organization together that is seeking one goal, you can be pretty successful."

NFL'S BEST ROAD WARRIORS SINCE ROBERT KRAFT PURCHASED THE TEAM IN 1994

Since Robert Kraft purchased the Patriots in 1994, the team has the best regular-season road record at 87-58 (.600).

| TEAM | RECORD | PCT. |
|--------------------|--------------|-------------|
| New England | 87-58 | .600 |
| Pittsburgh | 81-64 | .558 |
| Indianapolis | 76-69 | .524 |
| N.Y. Giants | 75-68-1 | .524 |
| Philadelphia | 75-68-2 | .524 |
| Green Bay | 75-69 | .521 |

2012 PATRIOTS OPPONENTS

In 2012, the Patriots will play each of their AFC East rivals twice and will also play one game against each of the AFC South and NFC West teams. As the first-place team in the AFC East, the Patriots will play the first-place teams of the AFC West (Denver) and the AFC North (Baltimore).

| HOME | | | | AWAY | | | |
|---------------------|----|----|------|----------------------|----|----|------|
| Team | W | L | Pct. | Team | W | L | Pct. |
| San Francisco 49ers | 13 | 3 | .813 | Baltimore Ravens | 12 | 4 | .750 |
| Houston Texans | 10 | 6 | .625 | Tennessee Titans | 9 | 7 | .563 |
| Denver Broncos | 8 | 8 | .500 | New York Jets | 8 | 8 | .500 |
| New York Jets | 8 | 8 | .500 | Seattle Seahawks | 7 | 9 | .438 |
| Arizona Cardinals | 8 | 8 | .500 | Miami Dolphins | 6 | 10 | .375 |
| Miami Dolphins | 6 | 10 | .375 | Buffalo Bills | 6 | 10 | .375 |
| Buffalo Bills | 6 | 10 | .375 | Jacksonville Jaguars | 5 | 11 | .313 |
| Indianapolis Colts | 2 | 14 | .125 | St. Louis Rams | 2 | 14 | .125 |

ANNUAL ACHIEVEMENTS

The Patriots won more than half of their games for the 11th straight year with a 13-3 record in 2011. They are the first team to win more than half of their games in 11 straight seasons since free agency began in 1993.

The Patriots are the fourth team to win more than half of their games in 11 straight seasons since the 1970 AFL-NFL merger, joining the 49ers (16 straight from 1983-1998), the Cowboys (16 straight from 1970-85) and the Raiders (11 straight from 1970-80).

The Patriots have now won nine or more games in 15 of the 18 seasons Robert Kraft has owned the team.

MOST CONSECUTIVE WINNING SEASONS (since 1970 merger)

| | |
|------------------------------|-----------|
| San Francisco (1983-98) | 16 |
| Dallas (1970-85) | 16 |
| New England (2001-11) | 11 |
| Oakland (1970-80) | 11 |

PATRIOTS HAVE THE MOST 9+ WIN SEASONS SINCE 2001

The Patriots are the only team in the NFL to have recorded nine or more wins in each of the last 11 seasons.

MOST SEASONS OF 9+ WINS SINCE 2001

| | |
|--------------------|-----------|
| New England | 11 |
| Pittsburgh | 9 |
| Indianapolis | 9 |
| Philadelphia | 8 |

PATRIOTS WIN 10+ FOR THE NINTH STRAIGHT YEAR

New England has reached at least 10 regular-season wins for nine consecutive seasons, joining San Francisco (16) and Indianapolis (9) as the only teams to accomplish the feat.

| Team | Years | Consecutive Seasons with 10+ Wins |
|--------------------|---------------------|-----------------------------------|
| San Francisco | 1983-1998 | 16 |
| New England | 2003-present | 9 |
| Indianapolis | 2002-2010 | 9 |

PATRIOTS EARNED NUMBER ONE SEED IN AFC PLAYOFF FIELD FOR SECOND STRAIGHT SEASON

The Patriots were the number one seed in the AFC playoff field for the second straight season in 2011. The Patriots have now earned the number one seed four times (2011, 2010, 2007 and 2003) in the past nine seasons. New England is the first team since Philadelphia (2002, 2003 and 2004) to have the top seed in its conference in at least two straight years and is the first AFC team to have the first seed in two straight years since Buffalo in 1990 and 1991.

MOST PRO BOWLERS DRAFTED SINCE 1994

Since Robert Kraft's purchase of the Patriots in 1994, the team has drafted more Pro Bowl players than any other NFL team.

| Rank | Team | Players |
|-----------|--------------------|-----------|
| 1. | New England | 20 |
| 2. | Green Bay | 19 |
| 3. | Pittsburgh | 18 |
| 4. | Philadelphia | 15 |
| | Baltimore | 15 |

PATRIOTS NAME 2012 TEAM CAPTAINS

The Patriots team captains are the same six who served as captains in 2011. The Patriots' 2012 captains were elected by their teammates. Quarterback Tom Brady and G Logan Mankins are the offensive captains. Nose tackle Vince Wilfork, LB Jerod Mayo and CB Devin McCourty are the defensive captains. Wide receiver Matthew Slater is the special teams captain. Brady has been chosen as a captain for the 11th straight season. Wilfork is a captain for the fifth straight season, while Mayo, is in his fourth season serving as a captain. Mankins, McCourty and Slater are captains for a second time.



PATRIOTS 2012 TEAM NOTES

2012 WHAT TO LOOK FOR

BILL BELICHICK

- Bill Belichick (193) needs one more win move out of a tie with Chuck Knox (193) for 8th place all-time and 9 more wins to move past Dan Reeves (201) into seventh place all-time.
- Belichick (17) needs one more postseason victory to move out of a tie with Joe Gibbs into sole possession of third place all-time in postseason wins. Tom Landry (20) is in first place followed by Don Shula (19).

TOM BRADY

- Tom Brady (40,215) needs 25 yards passing to move past Johnny Unitas (40,239) into 13th place all-time and 337 yards to move past Joe Montana (40,551) into 12th place all-time.
- Brady enters the 2012 season in eighth place all-time with 45 career 300-yard passing games. Warren Moon is in seventh place with 49 300-yard games.
- If Brady reaches 30 or more touchdowns passes in 2012 he will become just the fifth player in NFL history with at least 30 or more touchdown passes in four seasons.
- Brady needs one more postseason victory to set the NFL record for most career postseason wins by a starting quarterback. He enters 2012 tied with Joe Montana with 16 career postseason wins.
- Brady needs one more AFC Offensive Player of the Week honor to tie Peyton Manning (21) for the most player of the week honors in NFL history.
- If Brady reaches 4,000 passing yards in 2011, he will be just the fifth player in NFL history to reach 4,000 yards in five or more seasons: Peyton Manning (11), Dan Marino (6), Drew Brees (6) and Brett Favre (6).
- Brady has thrown at least one touchdown pass in 33 straight games. Brady's 33 straight games with at least one touchdown pass are fourth all-time, behind Johnny Unitas (47), Drew Brees (44-current) and Brett Favre (36).
- Brady had at least one touchdown pass in all 16 games in each of the last two seasons and threw two in the season-opener at Tennessee. Brady and Brees are the first two quarterbacks to throw for at least one touchdown pass in all 16 games for two straight seasons.

ROB GRONKOWSKI

- Rob Gronkowski (10 touchdowns in 2010 and 18 in 2011) can become the first tight end in NFL history with three straight 10-plus touchdown seasons. Gronkowski and Antonio Gates (13 in 2004 and 10 in 2005) are the only tight ends to have back-to-back 10-plus touchdown seasons.
- If Gronkowski has another 10-touchdown season in 2012, he will join Randy Moss (2007, 2008 and 2009) and Corey Dillon (2004, 2005, 2006) as the only Patriots with three straight 10-plus touchdown seasons and three 10-plus seasons overall.

WES WELKER

- Wes Welker has 557 receptions as a member of the Patriots and needs one reception to pass Troy Brown (557) and become the Patriots all-time reception leader.
- Welker (6,119) needs 248 receiving yards to move past Troy Brown (6,366) into second place on the New England all-time receiving yards list. Stanley Morgan is in first place with 10,352 yards.
- If Welker reaches 100 receptions in 2012, he will become the first player in NFL history with five 100-catch seasons.
- Welker enters 2012 tied with Cris Carter and Reggie Wayne for fourth place all-time with 14 10-plus reception games. Jerry Rice is in first place with 17 10-reception games, followed by Marvin Harrison (16) and Andre Johnson (15).
- Welker has 31 touchdowns as a member of the Patriots and needs one more to break a seventh place tie with Troy Brown (31). Irving Fryar is in sixth place with 38 receiving touchdowns.

NFL'S BEST AT HOME

Since their state-of-the-art facility opened at the beginning of the 2002 season, the Patriots own the NFL's best record at home overall. The Patriots own an overall record of 67-13 (.838) at Gillette Stadium in regular season games and a 76-15 (.835) record including playoffs.

BEST HOME RECORDS SINCE 2002

(including playoffs)

| Team | W | L | T | Pct. |
|--------------------|-----------|-----------|----------|-------------|
| New England | 76 | 15 | 0 | .835 |
| Baltimore | 63 | 21 | 0 | .750 |
| Pittsburgh | 64 | 23 | 1 | .733 |
| Indianapolis | 65 | 24 | 0 | .730 |
| San Diego | 57 | 28 | 0 | .671 |
| Green Bay | 57 | 30 | 0 | .655 |
| Seattle | 56 | 30 | 0 | .651 |
| Philadelphia | 55 | 33 | 0 | .625 |

PATRIOTS ARE SHARP AT GILLETTE

The Patriots concluded a 20-game home winning streak with a 24-20 loss to the New York Giants on Nov. 6, 2011. It was the longest home win streak in team history. The Patriots own an overall record of 67-13 (.838) at Gillette Stadium in regular season games.

The teams with the highest winning percentage at a stadium since 1970

(minimum 25 games):

| Team | Stadium | W-L-T | WIN PCT. |
|--------------------|-------------------------|--------------|-------------|
| New England | Gillette Stadium | 67-13 | .838 |
| Miami | Orange Bowl | 101-22-1 | .819 |
| Pittsburgh | Heinz Field | 65-22-1 | .744 |
| Minnesota | Metropolitan Stadium | 64-23-1 | .733 |
| LA Rams | Memorial Coliseum | 53-20-2 | .726 |

LONGEST HOME WINNING STREAK / PATRIOTS HISTORY (REG. SEASON)

| Streak | First Win | Last Win |
|-----------|----------------------|----------------------|
| 20 | Dec. 12, 2008 | Oct. 16, 2011 |
| 18 | Dec. 29, 2002 | Sept. 8, 2005 |
| 12 | Nov. 26, 2006 | Sept. 7, 2008 |
| 10 | Sept. 18, 1976 | Oct. 30, 1977 |

NFL'S BEST ROAD WARRIORS

Since the start of the 2000 season, the Patriots have the best regular-season road record at 64-33 (.660).

| TEAM | RECORD | PCT. |
|--------------------|--------------|-------------|
| New England | 64-33 | .660 |
| Philadelphia | 63-33-1 | .655 |
| Indianapolis | 59-38 | .608 |
| Pittsburgh | 59-38 | .608 |

TWO PATRIOTS REACH 1,000 YARDS in 2011

Wes Welker (1,569) and Rob Gronkowski (1,327) both finished with over 1,000 yards receiving in 2011. It is the fifth time in team history that New England had two players with over 1,000 receiving yards. Welker and Randy Moss had three straight seasons with 1,000 yards (2007-09). Welker and Moss became the sixth group of NFL teammates to have three straight 1,000 yard seasons. The Patriots also had two receivers reach 1,000 yards in 1979.

TOM BRADY AND WES WELKER BECAME THE 12TH TO SCORE ON A 99-YARD PASS PLAY

Tom Brady connected with Wes Welker on a 99-yard touchdown in the fourth quarter of the 2011 season-opener at Miami (9/12/11). The 99-yard play tied the NFL record for the longest offensive play, which has been accomplished 14 times. There have been 13 pass plays and one running play for 99 yards. Listed below are the 14 99-yard plays.

(13) 99-YARD PASS PLAYS

Frank Filchock to Andy Farkas, Wash. vs. Pitt. – Oct. 15, 1939
 George Izo to Bobby Mitchell, Wash. vs. Clev. – Sept. 15, 1963
 Karl Sweetan to Pat Studstill, Det. vs. Balt. – Oct. 16, 1966
 Sonny Jurgensen to Gerry Allen, Wash. vs. Chic. – Sept. 15, 1968
 Jim Plunkett to Cliff Branch, LA Raiders vs. Wash. – Oct. 2, 1983
 Ron Jaworski to Mike Quick, Phil. vs. Atl. – Nov. 10, 1985
 Stan Humphries to Tony Martin, SD. vs. Sea.. -Sept. 18, 1994
 Brett Favre to Robert Brooks, GB vs. Chic. – Sept. 11, 1995
 Trent Green to Marc Boerigter, KC vs. SD. – Dec. 22, 2002
 Jeff Garcia to Andre Davis, Clev. vs. Cin. – Oct. 17, 2004
 Gus Ferrotte to Bernard Berrion, Minn. vs. Chi. – Nov. 30, 2008

Tom Brady to Wes Welker, NE at Mia. – Sept. 12, 2011

Eli Manning to Victor Cruz, NY Giants at NY Jets – Dec. 24, 2011

(1) 99-YARD RUN PLAY

Tony Dorsett, Dal. vs. Minn.- Jan. 3, 1983



2011 IN REVIEW

PATRIOTS SET FRANCHISE RECORD WITH 622 TOTAL YARDS IN 2011 OPENER

The Patriots 622 total yards at Miami (9/12/11) in the 2011 season opener is a franchise record. The previous high was 619 yards vs. Tennessee on Oct. 18, 2009. The Patriots now have two games in their history with 600 or more total yards.

PATRIOTS FORCE TURNOVERS

The Patriots lead the NFL with a +125 turnover margin since the 1994 season, including a league-leading and franchise record +28 in 2010 and an AFC leading +17 in 2011 that was third to San Francisco's +28 and Green Bay's +24. The Patriots +17 was 10 more than the second place AFC team (Houston at +7)

NFL TURNOVER MARGIN SINCE 1994

| Rank | Team | Turnover Margin |
|------|-------------|-----------------|
| 1. | New England | +125 |
| 2. | Kansas City | +99 |
| 3. | Green Bay | +69 |

PATRIOTS SCORE TOUCHDOWNS

The Patriots scored 61 total touchdowns in 2011. That number is third in team history to the 75 scored in 2007 and the 65 scored in 2010.

MOST TOUCHDOWNS IN A SEASON / PATRIOTS

| |
|---------------------|
| 75 in 2007 |
| 65 in 2010 |
| 61 in 2011 |
| 52 in 1961 and 1980 |

PATRIOTS REACHED 400 POINTS FOR THE FIFTH STRAIGHT YEAR

The Patriots finished the 2011 season with 513 points for their fifth straight season of 400 or more points and their second straight season with over 500 points. The 513 points are third in team history. The Patriots are the third team to ever have at least five straight 400-point seasons. Indianapolis had five straight (2003-07) and San Diego has a current streak of eight straight 400 point seasons (2004-11).

MOST POINTS SCORED IN A SEASON BY THE PATRIOTS

| |
|--------------------|
| 589 in 2007 |
| 518 in 2010 |
| 513 in 2011 |
| 441 in 1980 |

PATRIOTS ON POINT

The Patriots averaged 32.1 points per game in 2011. That average ranks third all-time in team history.

HIGHEST AVG. POINTS PER GAME BY THE PATRIOTS

| |
|---------------------|
| 36.8 in 2007 |
| 32.4 in 2010 |
| 32.1 in 2011 |
| 29.5 in 1961 |

PATRIOTS SET FRANCHISE RECORD FOR MOST TOTAL NET YARDS IN 2011

The Patriots finished the 2011 season with 6,848 total net yards, setting a new franchise record for most total net yards in a season. That total is fourth all-time in NFL history.

MOST TOTAL NET YARDS/SEASON PATRIOTS

| |
|----------------------|
| 6,848 in 2011 |
| 6,580 in 2007 |
| 6,357 in 2009 |

MOST TOTAL NET YARDS/ NFL

| | |
|--------------|-------------------------|
| 7,474 | New Orleans in 2011 |
| 7,075 | St. Louis in 2000 |
| 6,936 | Miami in 1984 |
| 6,848 | Patriots in 2011 |

WHAT'S THE POINT?

During the past 12 seasons, the Patriots defense has always ranked higher in fewest points allowed than in yards allowed except for 2007 when both ranked fourth. The Patriots finished 15th in the NFL on defense by allowing an average of 21.4 points per game in 2011.

| | Avg. Points Allowed | Avg. Yds Allowed |
|------|---------------------|------------------|
| 2011 | 21.4 (15) | 411.1 (31) |
| 2010 | 19.6 (8) | 365.5 (25) |
| 2009 | 17.8 (5) | 320.2 (11) |
| 2008 | 19.3 (8) | 309.0 (10) |
| 2007 | 17.1 (4) | 288.3 (4) |
| 2006 | 14.8 (2) | 294.4 (6) |
| 2005 | 21.1 (17) | 330.2 (26) |
| 2004 | 16.3 (2t) | 310.6 (9) |
| 2003 | 14.9 (1) | 291.6 (7) |
| 2002 | 21.6 (17) | 336.1 (23) |
| 2001 | 17.0 (6) | 334.5 (24) |
| 2000 | 21.1 (17) | 334.6 (20) |

TOP OFFENSE

The Patriots offense finished second in the NFL in total yards. The Patriots offense has finished in the top 10 five straight seasons. Since the 1970 merger, the Patriots offense has finished in the top 10 a total of 16 times, including seven times under Bill Belichick.

| Year | Rank |
|-------------|------------------|
| 2011 | 2 (428.0) |
| 2010 | 8 (363.8) |
| 2009 | 3 (397.3) |
| 2008 | 5 (365.4) |
| 2007 | 1 (411.3) |

WELKER AND GRONKOWSKI ARE THE TOP TWO IN THE AFC

Wes Welker (1,569) and Rob Gronkowski (1,327) finished first and second respectively in the AFC in receiving yards. They became the first teammates to finish 1-2 in a conference in receiving yards since Torry Holt and Isaac Bruce in 2000 (St. Louis).

TEAMMATES TO FINISH FIRST AND SECOND IN A CONFERENCE

| | | |
|------|-------------|-------------------------------|
| 2011 | New England | Wes Welker/Rob Gronkowski |
| 2000 | St. Louis | Torry Holt/Isaac Bruce |
| 1982 | San Diego | Wes Chandler/Kellen Winslow |
| 1980 | San Diego | John Jefferson/Kellen Winslow |

DIVISIONAL DOMINANCE I

The New England Patriots own a 53-15 (.779) record in regular season AFC East games since the beginning of the 2001 season, compiling the best intra-division record of any team in the NFL.

NFL'S TOP DIVISIONAL RECORDS SINCE 2001

| Team | W | L | T | Pct. |
|-----------------------------|-----------|-----------|----------|-------------|
| New England Patriots | 53 | 15 | 0 | .779 |
| Pittsburgh Steelers | 50 | 20 | 0 | .714 |
| Green Bay Packers | 48 | 20 | 0 | .706 |
| Indianapolis Colts | 47 | 21 | 0 | .691 |

AFC EAST DIVISIONAL RECORDS SINCE 2001

| Team | W | L | T | Pct. | Div. Titles | Years |
|--------------------|-----------|-----------|----------|-------------|-------------|---------------------------|
| New England | 53 | 15 | 0 | .779 | 9 | 2001, 03-07, 09-11 |
| New York Jets | 35 | 34 | 0 | .507 | 1 | 2002 |
| Miami | 29 | 39 | 0 | .426 | 1 | 2008 |
| Buffalo | 21 | 48 | 0 | .304 | 0 | --- |

NOTES: The Indianapolis Colts were members of the AFC East in 2001 and compiled a 3-5 divisional record that season. In 2002, the Patriots and Jets both finished with a 9-7 overall record and a 4-2 divisional record, but the Jets claimed the division title by virtue of having a better record against common opponents. In 2008, the Patriots and Dolphins both finished with an 11-5 overall record and a 4-2 divisional record, but Miami qualified for the playoffs due to a better conference record (8-4 to 7-5).

DIVISIONAL DOMINANCE II

The Patriots have the highest winning percentage in division games from November until the end of the season since 2002.

| Team | W | L | T | Pct. |
|--------------------|-----------|----------|----------|-------------|
| New England | 27 | 7 | 0 | .794 |
| Indianapolis | 25 | 9 | 0 | .735 |
| San Diego | 25 | 9 | 0 | .735 |
| Green Bay | 27 | 10 | 0 | .730 |
| Pittsburgh | 27 | 11 | 0 | .710 |



2011 IN REVIEW

HOME RECORD IN DECEMBER SINCE 2002

With a 20-1 record, the New England Patriots have the best home record in December in the NFL since Gillette Stadium opened in 2002. The Patriots have won 19 straight at home in December. This year the Patriots will play three of their final four regular season games at home.

| Team | W | L | T | Pct. |
|--------------------|-----------|----------|----------|-------------|
| New England | 20 | 1 | 0 | .952 |
| Green Bay | 18 | 4 | 0 | .818 |
| Indianapolis | 19 | 6 | 0 | .760 |
| Denver | 13 | 5 | 0 | .722 |
| Philadelphia | 14 | 6 | 0 | .700 |

NFL'S TOP DECEMBER RECORD SINCE 2001

The Patriots have an NFL-best 41-5 record in the month of December since the 2001 season, including a 4-0 record in 2011.

| Rk | Team | Record |
|----------|-----------------------------|-------------|
| 1 | New England Patriots | 41-5 |
| 2 | Philadelphia Eagles | 35-12 |
| 3 | Pittsburgh Steelers | 34-14 |
| 4 | Indianapolis Colts | 31-17 |
| 5 | San Diego Chargers | 31-18 |

The Patriots have finished undefeated in December seven times since 2001: (2001 - 4-0), (2003 - 4-0), (2005 - 4-0), (2007 - 5-0), (2008 - 4-0), (2010 - 4-0) and (4-0-211).

BEST RECORDS IN THE FINAL FOUR GAMES OF THE SEASON SINCE 2006

| Team | W | L | T | Pct. |
|--------------------|-----------|----------|----------|-------------|
| New England | 22 | 2 | 0 | .917 |
| San Diego | 22 | 2 | 0 | .917 |
| Philadelphia | 19 | 5 | 0 | .792 |
| Baltimore | 18 | 6 | 0 | .750 |

STRONG IN THE SECOND HALF

Since 2001, the Patriots have done a remarkable job of finishing the season strong, compiling an NFL-best 69-16 (.812) record in games on or after Thanksgiving.

PATRIOTS BEFORE AND AFTER THANKSGIVING SINCE 2001

| Season | Pre-Thanksgiving | Post-Thanksgiving | Overall |
|---------------|---------------------|---------------------|---------------|
| 2001 | 5-5 (.500) | 9-0 (1.000) | 14-5* |
| 2002 | 6-5 (.545) | 3-2 (.600)^ | 9-7 |
| 2003 | 9-2 (.818) | 8-0 (1.000) | 17-2* |
| 2004 | 9-1 (.900) | 8-1 (.889) | 17-2* |
| 2005 | 6-4 (.600) | 5-3 (.625) | 11-7* |
| 2006 | 7-3 (.700) | 7-2 (.777) | 14-5* |
| 2007 | 10-0 (1.000) | 8-1 (.889) | 18-1* |
| 2008 | 7-4 (.636) | 4-1 (.800) | 11-5 |
| 2009 | 7-3 (.700) | 3-4 (.429) | 10-7* |
| 2010 | 8-2 (.800) | 6-1 (.857)^ | 14-3* |
| 2011 | 7-3 (.700) | 8-1 (.889) | 15-4* |
| Totals | 81-32 (.717) | 69-16 (.812) | 150-48 |

*Includes playoffs ^Includes games played on Thanksgiving

BEST RECORDS IN GAMES PLAYED ON OR AFTER THANKSGIVING SINCE 2001

(Includes regular-season and playoff games)

| Team | W | L | T | Pct. |
|--------------------|-----------|-----------|----------|-------------|
| New England | 69 | 16 | 0 | .812 |
| Pittsburgh | 58 | 24 | 0 | .707 |
| Philadelphia | 52 | 29 | 0 | .642 |
| San Diego | 45 | 26 | 0 | .634 |
| Green Bay | 49 | 29 | 0 | .628 |



PATRIOTS TIE THE NFL RECORD FOR MOST 30-POINT GAMES IN A SINGLE SEASON

The Patriots scored 30 points 12 times in 2011 to tie the NFL record for most 30-point games in a single season. The 2007 Patriots and the 1999 St. Louis Rams also had a dozen 30 point games. The NFL record for most consecutive 30-point games in a single season is eight by the 2007 and 2010 Patriots and the 2000 St. Louis Rams.

TWO PLAYERS WITH 10 OR MORE TOUCHDOWNS FOR SECOND STRAIGHT SEASON

RB BenJarvus Green-Ellis (11) and TE Rob Gronkowski (18) reached 10 or more touchdowns in 2011. It is the second straight season and fourth time in team history that the Patriots have had two players finish with 10 or more touchdowns in a season. In 2010, Gronkowski (10) and Green-Ellis (13) had 10 touchdown seasons. In 1976, Steve Grogan had 12 touchdowns (12 rushing) and Andy Johnson had 10 touchdowns (6 rushing, 4 receiving). In 1974, Mack Herron had 12 touchdowns (7 rushing, 5 receiving) and Sam Cunningham had 11 (9 rushing, 2 receiving).

18 100-YARD RECEIVING PERFORMANCES IN 2011 SET FRANCHISE RECORD

The Patriots had two receivers pass the 100-yard receiving mark against Buffalo, giving New England 18 individual 100-yard receiving performances in 2011. That number set a new franchise record, topping the 16 100-yard performances in 2007.

TWO PLAYERS WITH 100 YARDS FOR THE FIFTH TIME IN 2011

Both Rob Gronkowski (108) and Aaron Hernandez (138) went over 100 yards receiving vs. Buffalo(1/1/12), marking the fifth time that the Patriots had a game with two players over 100 yards receiving in 2011.

- Wes Welker (160) and Aaron Hernandez (103) at Miami (9/12/11)
- Welker (217) and Rob Gronkowski (109) at Buffalo (9/25/11)
- Welker (136) and Gronkowski (101) vs. NY Giants (11/6/11)
- Welker (115) and Deion Branch (125) at Philadelphia (11/27/11)
- Gronkowski (108) and Hernandez (138) vs. Buffalo (1/1/12).

2011 HONORS AND AWARDS

QB Tom Brady

- AFC Offensive Player of the Week (Wk. 1 at Miami)
- AFC Offensive Player of the Week (Wk. 2 vs. San Diego)
- AFC Offensive Player of the Month (November)
- AFC Offensive Player of the Week (Wk. 16 vs. Miami)
- AFC Offensive Player of the Month (December/January)
- AFC Pro Bowl starter

DE Andre Carter

- AFC Defensive Player of the Week (Wk. 10 at NY Jets)
- AFC Pro Bowl starter

WR Julian Edelman

- AFC Special Teams Player of the Week (Wk. 11 vs. KC)

TE Rob Gronkowski

- AFC Offensive Player of the Week (Wk. 14 at Washington)
- AFC Pro Bowl starter
- *Associated Press* All-Pro: First Team
- *Pro Football Weekly* All-NFL Team

G Logan Mankins

- AFC Pro Bowl starter
- *Associated Press* All-Pro: Second Team

DB Sterling Moore

- Pepsi NFL Rookie of the Week (Wk17 vs. Buffalo)

WR Matthew Slater

- AFC Pro Bowl (special teams)

T Nate Solder

- *Pro Football Weekly* All-Rookie Team

G Brian Waters

- AFC Pro Bowl starter

WR Wes Welker

- AFC Pro Bowl starter
- *Associated Press* All-Pro: First Team
- *Pro Football Weekly* All-NFL Team

NT Vince Wilfork

- AFC Pro Bowl starter
- *Associated Press* All-Pro: Second Team



PATRIOTS SUSTAINING SUCCESS

PATRIOTS ARE MOST FREQUENT SUPER BOWL TEAM OVER LAST 30 YEARS

The Patriots won their seventh conference championship since the 1985 season, and have won more conference titles than any other team over the last 30 years (since 1982). Additionally, the Patriots' six conference titles over the last 25 years are two more than the next closest teams, and New England's six conference championships in the last 20 years are also more than any other team. New England also has more conference titles over the last 15 years (5) and over the last 10 years (4) than any other team. The Patriots' two conference titles in the last five years are tied with Pittsburgh and the New York Giants for the most over that span.

Most Conference Championships in Last 5 Years (2007-2011)

| | |
|--------------------------|----------|
| New England | 2 |
| Pittsburgh..... | 2 |
| N.Y. Giants..... | 2 |
| New Orleans..... | 1 |
| Indianapolis..... | 1 |
| Green Bay..... | 1 |
| Arizona..... | 1 |

Most Conference Championships in Last 10 Years (2002-2011)

| | |
|--------------------------|----------|
| New England | 4 |
| Pittsburgh..... | 3 |
| Indianapolis..... | 2 |
| N.Y. Giants..... | 2 |
| 9 Other Teams..... | 1 |

*-Pending Results of 2011 NFC Championship Game

Most Conference Championships in Last 15 Years (1997-2011)

| | |
|--------------------------|----------|
| New England | 5 |
| Pittsburgh..... | 3 |
| N.Y. Giants..... | 3 |
| Denver..... | 2 |
| Green Bay..... | 2 |
| Indianapolis..... | 2 |
| St. Louis Rams..... | 2 |

Most Conference Championships in Last 20 Years (1992-2011)

| | |
|--------------------------|----------|
| New England | 6 |
| Pittsburgh..... | 4 |
| Dallas..... | 3 |
| Green Bay..... | 3 |
| N.Y. Giants..... | 3 |
| Buffalo..... | 2 |
| Denver..... | 2 |
| Indianapolis..... | 2 |
| St. Louis..... | 2 |

Most Conference Championships in Last 25 Years (1987-2011)

| | |
|--------------------------|----------|
| New England | 6 |
| Buffalo..... | 4 |
| Denver..... | 4 |
| Pittsburgh..... | 4 |
| N.Y. Giants..... | 4 |
| Dallas..... | 3 |
| Green Bay..... | 3 |
| San Francisco..... | 3 |

Most Conference Championships in Last 30 Years (1982-2011)

| | |
|--------------------------|----------|
| New England | 7 |
| Denver..... | 5 |
| N.Y. Giants..... | 5 |
| Buffalo..... | 4 |
| Pittsburgh..... | 4 |
| San Francisco..... | 4 |
| Washington..... | 4 |
| Dallas..... | 3 |
| Green Bay..... | 3 |

WHAT HAVE YOU DONE FOR ME LATELY?

Since the 2009 season, the Patriots have maintained their spot atop the NFL in terms of regular season winning percentage and regular season points scored. Since the beginning of the 2010 season, the Patriots have the NFL's highest winning percentage and have scored the most points in the NFL. Since 2011, the Patriots have the second-best winning percentage and have scored the third-most points.

HIGHEST WINNING PERCENTAGE SINCE 2009

| Team | W | L | T | Pct. | PF | PA |
|-----------------------------|-----------|-----------|----------|-------------|-------------|------------|
| New England Patriots | 38 | 11 | 0 | .776 | 1492 | 953 |
| New Orleans Saints | 37 | 12 | 0 | .755 | 1473 | 1027 |
| Green Bay Packers | 36 | 13 | 0 | .735 | 1431 | 926 |
| Baltimore Ravens | 34 | 15 | 0 | .694 | 1170 | 810 |
| Pittsburgh Steelers | 33 | 16 | 0 | .673 | 1087 | 814 |
| Atlanta Falcons | 33 | 16 | 0 | .673 | 1219 | 987 |
| San Diego Chargers | 31 | 18 | 0 | .633 | 1323 | 1033 |
| Philadelphia Eagles | 30 | 19 | 0 | .612 | 1281 | 1058 |
| New York Jets | 29 | 20 | 0 | .592 | 1140 | 931 |

HIGHEST WINNING PERCENTAGE SINCE 2010

| Team | W | L | T | Pct. | PF | PA |
|-----------------------------|-----------|----------|----------|-------------|-------------|------------|
| New England Patriots | 28 | 5 | 0 | .848 | 1065 | 668 |
| Green Bay Packers | 25 | 8 | 0 | .758 | 970 | 629 |
| Baltimore Ravens | 25 | 8 | 0 | .758 | 779 | 549 |
| Pittsburgh Steelers | 24 | 9 | 0 | .727 | 719 | 490 |
| New Orleans Saints | 24 | 9 | 0 | .727 | 963 | 686 |
| Atlanta Falcons | 24 | 9 | 0 | .727 | 856 | 662 |
| New York Jets | 20 | 13 | 0 | .606 | 792 | 695 |
| Chicago Bears | 20 | 13 | 0 | .606 | 728 | 648 |
| San Francisco 49ers | 20 | 13 | 0 | .606 | 715 | 597 |

HIGHEST WINNING PERCENTAGE SINCE 2011

| Team | W | L | T | Pct. | PF | PA |
|-----------------------------|-----------|----------|----------|-------------|------------|------------|
| Green Bay Packers | 15 | 2 | 0 | .882 | 582 | 389 |
| New England Patriots | 14 | 3 | 0 | .824 | 547 | 355 |
| San Francisco 49ers | 14 | 3 | 0 | .824 | 410 | 251 |
| New Orleans Saints | 13 | 4 | 0 | .765 | 579 | 379 |
| Baltimore Ravens | 13 | 4 | 0 | .765 | 422 | 279 |
| Pittsburgh Steelers | 12 | 5 | 0 | .706 | 344 | 258 |
| Detroit Lions | 12 | 5 | 0 | .656 | 501 | 410 |
| Houston Texans | 11 | 6 | 0 | .647 | 411 | 288 |
| Atlanta Falcons | 11 | 6 | 0 | .647 | 442 | 374 |

MOST POINTS SCORED SINCE 2009

| Team | Points |
|-----------------------------------|-------------|
| New England Patriots | 1492 |
| New Orleans Saints..... | 1473 |
| Green Bay Packers..... | 1431 |
| San Diego Chargers..... | 1323 |
| Philadelphia Eagles..... | 1281 |
| Atlanta Falcons..... | 1219 |
| New York Giants..... | 1207 |
| Houston Texans..... | 1189 |
| Baltimore Ravens..... | 1170 |

MOST POINTS SCORED SINCE 2010

| Team | Points |
|-----------------------------------|-------------|
| New England Patriots | 1065 |
| Green Bay Packers..... | 970 |
| New Orleans Saints..... | 963 |
| San Diego Chargers..... | 869 |
| Detroit Lions..... | 863 |
| Atlanta Falcons..... | 856 |
| Philadelphia Eagles..... | 852 |
| New York Giants..... | 805 |
| Houston Texans..... | 801 |

MOST POINTS SCORED SINCE 2011

| Team | Points |
|-----------------------------------|------------|
| Green Bay Packers..... | 582 |
| New Orleans Saints..... | 579 |
| New England Patriots | 547 |
| Detroit Lions..... | 501 |
| Atlanta Falcons..... | 442 |
| San Diego Chargers..... | 428 |
| New York Jets..... | 425 |
| Carolina Panthers..... | 416 |
| Philadelphia Eagles..... | 413 |



2011 SEASON PERFORMANCES: WHERE DID THEY RANK?

| TEAM | | | |
|-----------------------|-------|--------------|-------|
| Total Net Yards | 6,848 | Team History | 1st |
| Total Net Yards | 6,848 | NFL History | 4th |
| Victories | 13 | Team History | 5th |
| Points Scored | 513 | Team History | 3rd |
| Gm. w/ 30+ Points | 12 | NFL History | T-1st |
| Touchdowns Scored | 61 | Team History | 3rd |
| First Downs | 399 | Team History | 1st |
| First Downs | 399 | NFL History | 2nd |
| Passing First Downs | 262 | Team History | 1st |
| Passing First Downs | 262 | NFL History | 2nd |
| Net Passing Yards | 5,084 | Team History | 1st |
| Net Passing Yards | 5,084 | NFL History | 4th |
| Fewest Fumbles | 13 | Team History | 2nd |
| 100-Yard Receivers | 18 | Team History | 1st |
| Interceptions | 23 | AFC in 2011 | 1st |
| Interceptions | 23 | NFL in 2011 | T-2nd |
| Turnover Differential | +17 | Team History | T-2nd |
| Turnover Differential | +17 | AFC in 2011 | 1st |



| TOM BRADY | | | |
|-------------------|-------|--------------|-------|
| Passing Yards | 5,235 | NFL History | 2nd |
| Passing Yards | 5,235 | Team History | 1st |
| Passing Yds/Game | 332.8 | NFL History | 2nd |
| Passing Yds/Game | 332.8 | Team History | 1st |
| Completions | 401 | Team History | 1st |
| Touchdown Passes | 39 | Team History | 2nd |
| Touchdown Passes | 39 | NFL History | T-8th |
| 300-Yd Passing Gm | 11 | Team History | 1st |
| 300-Yd Passing Gm | 11 | NFL History | 2nd |
| Games with 2+ TD | 14 | Team History | T-1st |
| Games with 1+ TD | 16 | NFL History | T-1st |
| Games with 1+ TD | 16 | Team History | T-1st |

| WES WELKER | | | |
|-------------------|-------|--------------|-------|
| Receptions | 122 | Team History | 2nd |
| Receptions | 122 | NFL History | T-4th |
| Receptions | 122 | NFL in 2011 | 1st |
| Receiving Yards | 1,569 | Team History | 1st |
| Receiving Yards | 1,569 | NFL in 2011 | 2nd |
| Longest Reception | 99t | NFL History | T-1st |



| ROB GRONKOWSKI | | | |
|----------------------|-------|--------------|-------|
| Total Touchdowns | 18 | Team History | 2nd |
| Total TDs by a TE | 18 | NFL History | 1st |
| TD Rec. by a TE | 17 | NFL History | 1st |
| TD Receptions | 17 | Team History | 2nd |
| TD Receptions | 17 | NFL History | T-5th |
| TD Receptions | 17 | NFL in 2011 | 1st |
| Rec. Yards by a TE | 1,327 | NFL History | 1st |
| Receiving Yards | 1,327 | Team History | 6th |
| Receptions by a TE | 90 | Team History | 2nd |
| Games with 2+ TD | 7 | NFL History | T-2nd |
| Gm w/2+ TD by a TE | 7 | NFL History | 1st |
| Pts. by a Non-Kicker | 108 | NFL in 2011 | 2nd |
| Pts. by a Non-Kicker | 108 | AFC in 2011 | 1st |

| ROB GRONKOWSKI & AARON HERNANDEZ | | | |
|----------------------------------|-----|-------------|-----|
| Rec. by TE Tandem | 169 | NFL History | 1st |

| STEPHEN GOSTKOWSKI | | | |
|--------------------|-----|--------------|-----|
| Points Scored | 143 | AFC in 2011 | 1st |
| Points Scored | 143 | Team History | 4th |

| KYLE ARRINGTON | | | |
|----------------|---|--------------|-------|
| Interceptions | 7 | NFL in 2011 | T-1st |
| Interceptions | 7 | Team History | T-6th |

| ZOLTAN MESKO | | | |
|-----------------|------|--------------|-----|
| Punting Average | 46.5 | Team History | 1st |





INSIDE THE NUMBERS

BY THE NUMBERS

2

The number of interceptions by Vince Wilfork in 2011. Anthony Pleasant (2001) is the only other Patriots defensive lineman to record two interceptions in the same season.

2

The number of punts returned by Julian Edelman for touchdowns during his career, the fourth Patriots player with two or more punt returns for a touchdown. A third will tie Troy Brown for the franchise record.

3

The number of NFL players with four 100-reception seasons after Wes Welker (122) reached 100 receptions in 2011 to join Jerry Rice and Marvin Harrison.

4

The number of times LB Jerod Mayo has reached 100 tackles to start his career. He is the first player in New England history to register 100 tackles in his first four NFL seasons.

7

The number of interceptions by Kyle Arrington to put him in a three-way tie for the NFL lead in 2011.

8

The number of times in NFL history a player reached 1,000 yards in the ninth game of the season after Wes Welker reached the milestone in 2011.

9

The number of AFC East titles by the Patriots since the 2000 season.

17

The number of touchdown catches by TE Rob Gronkowski in 2011, the most in NFL history by a tight end in a single season.

18

The number of total touchdowns by TE Rob Gronkowski in 2011 (17 rec. and 1 rush), the highest number of combined touchdowns by a tight end in NFL history.

20

The number of rushing yards the Patriots defense held Tennessee to in the 2012 season, opener – tied for fifth-lowest total in team history

41.5

Zoltan Mesko finished the 2011 season with a franchise record 41.5-yard net average, the sixth-best net average in NFL history.

122

The number of receptions in 2011 by Wes Welker in 2011. With 122 in 2011 and 123 in 2009, Welker joins Cris Carter as the only two NFL players with at least 120-plus receptions twice in their careers.

1,327

The number of receiving yards by Gronkowski in 2011 to set an NFL record, surpassing Kellen Winslow in 1980 (1,290).

TOM BRADY BY THE NUMBERS

1

Tom Brady became the first player to follow a 500-yard performance with a 400-yard performance after Brady had back-to-back games with 517 yards and 423 yards to start 2011.

2

Brady joined Drew Brees (2011) as the only players to reach 3,000 yards in the first nine games of the season. Brady (3,032) had the most yards ever through the first nine games of the year.

4

The number of seasons that Brady has reached 4,000 passing yards. His four 4,000-yard seasons are tied with Warren Moon and Philip Rivers for the fifth most in NFL history.

6

Brady became the sixth NFL quarterback in NFL history to have 30 or more touchdowns passes in at least three seasons after reaching 30 vs. Indianapolis (12/4) in 2011.

TOM BRADY BY THE NUMBERS

11

Tom Brady was the 11th quarterback in NFL history to throw for 500 or more yards after he passed for 517 in the 2011 opener at Miami.

20

The number of times Tom Brady has earned AFC Offensive Player of the Week honors. He earned the award in each of the first two weeks of the 2011 season and in Week 16.

45

The number of regular season 300-yard passing games by Tom Brady, a team record.

97

The number of times that Brady has thrown two or more touchdowns in a game. The Patriots are 82-15 when he throws for two or more touchdowns.

125

The number of wins that Brady has as a starting quarterback to for fifth place. Brady reached the 100-win milestone in the fewest number of starts (131) among all quarterbacks in the modern era and the 125 career wins in the fewest starts (160).

1,327

The number of passing yards Brady had in the first three games (517, 423 and 387) of 2011. Brady's 1,327 yards set the NFL mark for the most passing yards ever in a three-game stretch.

5,235

The number of passing yards by Brady in 2011, the second most in a season in NFL history.

THE KRAFT ERA

3

The number of Super Bowl championships the Patriots have won since Robert Kraft purchased the team in 1994. That mark is the highest total in the NFL over that span. Only Denver (2; 1997 and 1998), Pittsburgh (2; 2005 and 2008) and the NY Giants (2; 2007 and 2011) have won multiple Super Bowl titles since 1994.

6

The number of conference championships the Patriots have won since Robert Kraft purchased the team in 1994. That mark is the highest total in the NFL over that span. Pittsburgh is second with four conference titles since 1994.

11

The number of division championships won by the Patriots since Kraft purchased the team in 1994.

13

The number of playoff seasons earned by the Patriots in the 18 seasons since Robert Kraft purchased the team.

19

The number of playoff games the Patriots have won since Robert Kraft purchased the team in 1994. That mark is the highest total in the NFL over that span. Pittsburgh ranks second with 17 playoff wins over that span.

29

The number of playoff games the Patriots have appeared in since 1994, the most in the NFL. Pittsburgh has the second most with 27.

THE BELICHICK ERA

4

Bill Belichick is one of just four coaches to win three championships since the Super Bowl era began. Belichick joins three members of the Pro Football Hall of Fame in the exclusive club (Chuck Noll 4, Joe Gibbs 3 and Bill Walsh 3). Belichick is the only coach to win three Super Bowls in the post-1993 salary cap era and the only one to ever win three in four years.

193

Bill Belichick has 193 career victories as a head coach, including playoff games to tie Chuck Knox for 8th place all-time.



BILL BELICHICK NEWS & NOTES

THE HEAD COACH

18th season as head coach • 38th NFL season

Overall Record: 193-104 (.650)

Regular Season: 176-97 (.645)

Postseason: 17-7 (.708)

With Patriots overall: 156-59 (.726)

Super Bowl Titles: 5 (86, 90, 01, 03, 04)

Conf. Titles: 8 (86, 90, 96, 01, 03, 04, 07, 11)

Division Titles: 16 (75, 78, 86, 89, 90, 96, 98, 01, 03, 04, 05, 06, 07, 09, 10, 11)



Bill Belichick is the only head coach in NFL history to win three Super Bowl titles in a four-year span. He has won more regular season games (123) and more games overall (136) during a 10-year stretch (2002-2011) than any other coach in NFL History. In the 2007 season, Belichick led the Patriots to the fourth undefeated and untied regular season and the first since the NFL established a 16-game schedule in 1978.

BELICHICK LEADS TEAM TO 11TH STRAIGHT WINNING RECORD

Bill Belichick has led the Patriots to a winning record for 11 consecutive seasons (2001-2011). The only other NFL coach to have at least 10 consecutive winning seasons with one team since the 1970 merger was Tom Landry, who led the Dallas Cowboys to 16 consecutive winning seasons (1970-1985).

BELICHICK BECOMES FIRST COACH WITH NINE STRAIGHT SEASONS OF 10 WINS

Bill Belichick is the first coach in NFL history with nine straight seasons with at least 10 victories after guiding the Patriots to nine 10-plus seasons from 2003 through 2011.

BELICHICK FIRST IN NFL HISTORY WITH 13-PLUS WINS IN FIVE DIFFERENT SEASONS

Bill Belichick is the first head coach in NFL history with 13 or more wins in five different seasons.

| | |
|------|------|
| 2003 | 14-2 |
| 2004 | 14-2 |
| 2007 | 16-0 |
| 2010 | 14-2 |
| 2011 | 13-3 |

BELICHICK NEEDS ONE MORE WIN TO MOVE INTO SOLE POSSESSION OF 8TH PLACE ALL-TIME

Bill Belichick enters this week tied with Chuck Knox for eighth place all-time with 193 career wins. With one more win, he will move past Knox into sole possession of eighth place on the all-time list. Knox accomplished the feat in 22 seasons. This is Belichick's 18th season as an NFL head coach.

MOST WINS NFL COACHES

| Head Coach | Team(s) | Years of service | Record |
|---------------------------|-------------------|------------------|------------------|
| 1. Don Shula | BAL, MIA | 33 | 347-173-6 |
| 2. George Halas | Chicago | 40 | 324-151-31 |
| 3. Tom Landry | Dallas | 29 | 270-178-6 |
| 4. Curly Lambeau | GB, Cards, WAS | 33 | 229-134-22 |
| 5. Chuck Noll | Pittsburgh | 23 | 209-156-1 |
| 6. M. Schottenheimer | CLE, KC, WAS, SD | 21 | 205-139-1 |
| 7. Dan Reeves | DEN, NYG, ATL | 23 | 201-174-2 |
| 8t. Bill Belichick | CLE, NE | 18 | 193-104-0 |
| 8t. Chuck Knox | LAR, BUF, SEA | 22 | 193-158-1 |
| 10. Bill Parcells | NYG, NE, NYJ, DAL | 19 | 183-138-1 |
| 11. Mike Holmgren | GB, SEA | 17 | 174-122-0 |
| 12. Joe Gibbs | Washington | 16 | 171-101-0 |
| 13. Paul Brown | CLE, CIN | 21 | 170-108-6 |

ELITE COMPANY

Bill Belichick is one of nine NFL head coaches to win three or more championships since the league began postseason play in 1933, but the only one to win three in four years. Belichick joined an exclusive club in which each of the eight other members has been enshrined in the Pro Football Hall of Fame.

HEAD COACHES WITH THREE OR MORE NFL TITLES

(Listed alphabetically)

| Head Coach | Championship Team(s) |
|-----------------------|---|
| Bill Belichick | Patriots (SB XXXVI, XXXVIII, XXXIX) |
| Paul Brown | Cleveland Browns (1950, 54, 55) |
| Weeb Ewbank | Baltimore Colts, New York Jets (1958, 59 SB III) |
| Joe Gibbs | Washington Redskins (SB XVII, XXII, XXVI) |
| George Halas | Chicago Bears (1921, 33, 40, 41, 46, 63) |
| Curly Lambeau | Green Bay Packers (1929, 30, 31, 36, 39, 44) |
| Vince Lombardi | Green Bay Packers (1961, 62, 65, SB I, II) |
| Chuck Noll | Pittsburgh Steelers (Super Bowl IX, X, XIII, XIV) |
| Bill Walsh | San Francisco 49ers (Super Bowl XVI, XIX, XXIII) |

BELICHICK'S PATRIOTS RENAISSANCE

Once Head Coach Bill Belichick implemented his coaching design on the Patriots, his approach has given him the best record of any NFL head coach who has coached over 40 games since 2001 (including the postseason).

NFL COACHES' RECORDS SINCE 2001

| Coach | Team | W | L | T | Pct. |
|-----------------------|-----------|------------|-----------|----------|-------------|
| Bill Belichick | NE | 151 | 48 | 0 | .759 |
| Tony Dungy | TB/IND | 101 | 41 | 0 | .711 |
| John Harbaugh | BAL | 50 | 24 | 0 | .676 |
| Mike Tomlin | PIT | 60 | 29 | 0 | .674 |

AMONG THE GREATS

Bill Belichick has recorded 193 career wins, which ranks tied for 8th all-time in NFL history. Belichick owns a career winning percentage of .650, which is third all-time, behind George Halas (.682) and Don Shula (.667).

TOP WINNING PERCENTAGE AMONG HEAD COACHES WITH AT LEAST 160 WINS (INCL. POSTSEASON)

| Head Coach | Team(s) | Years | W | L | T | Pct. |
|-----------------------|---------------|---------------------------|------------|------------|----------|-------------|
| George Halas | CHI | 1920-29,33-41,46-55,58-67 | 324 | 151 | 31 | .682 |
| Don Shula | BAL/MIA | 1963-95 | 347 | 173 | 6 | .667 |
| Bill Belichick | CLE/NE | 1991-95,00-12 | 193 | 104 | 0 | .650 |
| Curly Lambeau | GB/CHI/WAS | 1921-53 | 229 | 134 | 22 | .630 |

NOTE: Winning percentage calculated using current NFL rules, counting a tie as a half-win, half-loss.

SUPER SUCCESS

Bill Belichick is one of just four head coaches to win three Super Bowl championships. Belichick is the only coach to win three Super Bowls in the post-1993 salary cap era.

MOST SUPER BOWL VICTORIES

| Head Coach | Team | Titles | Seasons |
|-----------------------|-----------|----------|-------------------------|
| Chuck Noll | PIT | 4 | 1974, 1975, 1978, 1979 |
| Bill Belichick | NE | 3 | 2001, 2003, 2004 |
| Joe Gibbs | WAS | 3 | 1982, 1987, 1991 |
| Bill Walsh | SF | 3 | 1981, 1984, 1988 |

NOTE: Sorted by most recent championship. Super Bowls have determined NFL champion since 1966.

PLAYOFF SUCCESS

MOST PLAYOFF WINS BY AN NFL HEAD COACH

| Coach | Team(s) | Wins |
|-----------------------|---|-----------|
| Tom Landry | Dallas Cowboys | 20 |
| Don Shula | Baltimore Colts, Miami Dolphins | 19 |
| Bill Belichick | Cleveland Browns, New England Patriots | 17 |
| Joe Gibbs | Washington Redskins | 17 |
| Chuck Noll | Pittsburgh Steelers | 16 |

POSTSEASON PROWESS

BEST POSTSEASON RECORDS IN NFL HISTORY (minimum of 10 games)

| Head Coach | Team(s) | W | L | Pct. |
|-----------------------|---------------|-----------|----------|-------------|
| Vince Lombardi | GB/WAS | 9 | 1 | .900 |
| Tom Flores | Oakland | 8 | 3 | .727 |
| Bill Walsh | San Francisco | 10 | 4 | .714 |
| Bill Belichick | CLE/NE | 17 | 7 | .708 |
| Joe Gibbs | Washington | 17 | 7 | .708 |

BELICHICK IS GOOD IN DECEMBER

Bill Belichick is 43-7 (.860) in December with New England, the best record in December among head coaches with one team in NFL history (min. 25 games). George Seifert is second (27-6, .818).

BELICHICK NAMED COACH OF THE YEAR 3 TIMES

The Associated Press named Bill Belichick the NFL's Coach of the Year for 2010. It was the third time that Belichick earned the honor. He was also named Coach of the Year following the 2003 and 2007 seasons. Belichick joins Don Shula (4-time winner) and Chuck Knox as the only three-time winners.

BELICHICK FIRST WITH 14 WINS IN FOUR SEASONS


Bill Belichick guided the Patriots to an NFL-best 14-2 record in 2010. Belichick is the first head coach ever to win at least 14 regular-season games in four separate seasons. Only four other coaches — San Francisco's George Seifert (3), Washington's Joe Gibbs (2), Chicago's Mike Ditka (2) and Miami's Don Shula (2) — have more than one 14-win season.



TOM BRADY NEWS & NOTES

RECORDING SUCCESS

Tom Brady has quarterbacked the Patriots to victories in 125 of his 160 career regular-season starts, compiling a .781 winning percentage and giving him the best record of any quarterback in the Super Bowl era (since 1966). Brady reached 125 career wins in the fewest starts among quarterbacks in NFL history.



TOP WINNING PERCENTAGES IN SUPER BOWL ERA (Since 1966, Minimum 50 Starts, Regular Season Only)

| Player | Team(s) | Years | W | L | T | Pct. |
|------------------|-----------|----------------|------------|-----------|----------|-------------|
| Tom Brady | NE | 2000-12 | 125 | 35 | 0 | .781 |
| Roger Staubach | DAL | 1969-79 | 85 | 29 | 0 | .746 |
| Joe Montana | SF/KC | 1979-94 | 117 | 47 | 0 | .713 |

ACTIVE QUARTERBACKS WINNING PERCENTAGE

Minimum 32 Starts (two full seasons), Regular Season Only

| Quarterback | Team(s) | W | L | T | Pct. |
|--------------------|-----------|------------|-----------|----------|-------------|
| Tom Brady | NE | 125 | 35 | 0 | .781 |
| Ben Roethlisberger | PIT | 80 | 34 | 0 | .702 |
| Matt Ryan | ATL | 44 | 19 | 0 | .698 |
| Joe Flacco | BAL | 45 | 20 | 0 | .692 |
| Peyton Manning | IND/DEN | 142 | 67 | 0 | .679 |
| Philip Rivers | SD | 64 | 33 | 0 | .660 |
| Aaron Rodgers | GB | 41 | 22 | 0 | .651 |

MOST CAREER WINS AS A STARTER

(Regular season only) Bold Indicates active players

| Rk | Name | W | L | T | Pct. |
|-----------|-----------------------|------------|-----------|----------|-------------|
| 1. | Brett Favre | 186 | 112 | 0 | .624 |
| 2. | John Elway | 148 | 82 | 1 | .643 |
| 3. | Dan Marino | 147 | 93 | 0 | .613 |
| 4. | Peyton Manning | 142 | 67 | 0 | .679 |
| 5. | Tom Brady | 125 | 35 | 0 | .781 |
| 6. | Fran Tarkenton | 124 | 109 | 6 | .531 |
| 7. | Johnny Unitas | 119 | 64 | 4 | .647 |
| 8. | Joe Montana | 117 | 47 | 0 | .713 |
| 9. | Terry Bradshaw | 107 | 51 | 0 | .677 |
| 10. | Warren Moon | 102 | 101 | 0 | .510 |

BRADY REACHES 5,000 YARDS IN 2011

Brady set a franchise record with 5,235 passing yards and joined Drew Brees (5,476 in 2011 and 5,069 in 2008), Dan Marino (5,084 in 1984) and Matthew Stafford (5,038 in 2011) as the only players in NFL history to reach 5,000 passing yards in a single season. Brady surpassed his previous career high of 4,806 passing yards in 2007.

Most Passing Yards in a season

| | |
|--------------|------------------------------------|
| 5,476 | Drew Brees, New Orleans in 2011 |
| 5,235 | Tom Brady, Patriots in 2011 |
| 5,084 | Dan Marino, Miami in 1984 |
| 5,069 | Drew Brees, New Orleans in 2008 |
| 5,038 | Matthew Stafford, Detroit in 2011 |

NFL RECORD FOR MOST PASSING YARDS PER GAME/SEASON

| Player | Team | Year | Yards/Game |
|------------------|-----------------|-------------|--------------|
| Drew Brees | New Orleans | 2011 | 342.3 |
| Tom Brady | Patriots | 2011 | 332.8 |

BRADY BECOMES SECOND PLAYER WITH TWO OR MORE SEASONS OF 39-PLUS TDS

Brady finished the 2011 season with 39 touchdown passes, marking the second highest total of his career, trailing the NFL-record of 50 he had in 2007. Brady joins Dan Marino as the only players in NFL history with at least two different seasons with 39 or more touchdown passes.

The Players with the Most Touchdown Passes in a single season in NFL history

| Player | Team | Season | TDs |
|------------------|-----------------|-------------|-----------|
| Tom Brady | Patriots | 2007 | 50 |
| Peyton Manning | Indianapolis | 2004 | 49 |
| Dan Marino | Miami | 1984 | 48 |
| Drew Brees | New Orleans | 2011 | 46 |
| Aaron Rodgers | Green Bay | 2011 | 45 |
| Dan Marino | Miami | 1986 | 44 |
| Matthew Stafford | Detroit | 2011 | 41 |
| Kurt Warner | St. Louis | 1999 | 41 |
| Tom Brady | Patriots | 2011 | 39 |
| Daunte Culpepper | Minnesota | 2004 | 39 |
| Brett Favre | Green Bay | 1996 | 39 |

BRADY TIED NFL MARK WITH 13 STRAIGHT GAMES WITH TWO OR MORE TOUCHDOWNS

Brady threw for one touchdown against the Jets (10/9/11), snapping his streak of 13 straight games with two or more touchdown passes. Brady's streak of 13 straight games with two or more touchdowns is tied with Peyton Manning's 2004 total and Aaron Rodgers' 2011 total for the longest such streak in NFL history.

BRADY HAS 16 CAREER 4-TD GAMES AFTER GETTING TWO IN 2011

Brady's four touchdowns at Buffalo (9/25/11) marked his 12th game with four touchdown passes. He has thrown four or more touchdowns in a game 16 times with 12 four-touchdown games, two five-touchdown games and two six-touchdown games.

Most Games with 4+ Touchdown Passes

PLAYER 4+ TD Games

| | |
|---------------------|-----------|
| 1. Brett Favre | 23 |
| 2. Peyton Manning | 22 |
| 3. Dan Marino | 21 |
| 4. Johnny Unitas | 17 |
| 5. Tom Brady | 16 |
| 5. Drew Brees | 16 |

CONSECUTIVE GAMES WITH AT LEAST ONE TOUCHDOWN PASS CONTINUES FOR BRADY

Brady has now thrown at least one touchdown pass in 33 straight regular season games to extend a team mark. Brady's 33 straight games are fourth all-time, behind Johnny Unitas (47), Drew Brees (44-current) and Brett Favre (36).

BRADY GOES OVER 300 YARDS FOR THE 45th TIME IN HIS CAREER

Brady had his 45th NFL game with 300 or more yards passing vs. Buffalo (1/1/12) and ranks third among active NFL quarterbacks, behind NFL-leader Peyton Manning (63) and Drew Brees (58). The Patriots are 39-6 when Brady throws for 300 or more yards.

NFL QUARTERBACK 300-YARD GAMES (*ACTIVE)

Player 300-Yard Games

| | |
|-------------------|-----------|
| Peyton Manning* | 63 |
| Dan Marino | 63 |
| Brett Favre | 62 |
| Drew Brees* | 58 |
| Kurt Warner | 52 |
| Dan Fouts | 51 |
| Warren Moon | 49 |
| Tom Brady* | 45 |
| Joe Montana | 39 |

Brady had a career-best 11 300-yard games in the 2011 season which is the second most 300-yard games in a single season. The NFL record for most 300-yard games in a season was set by Drew Brees in 2011.

TOM BRADY'S RECORD AS A STARTER

| | Reg. Season | Playoffs | Total |
|-----------------|---------------|-------------|---------------|
| Overall: | 125-35 | 16-6 | 141-41 |
| Home: | 69-11 | 10-2 | 79-13 |
| Road: | 56-24 | 6-4* | 62-28* |

By Yardage Total

| | | | |
|----------------|-------|------|-------|
| Less than 200: | 29-13 | 3-1 | 32-14 |
| 200-299: | 57-16 | 10-4 | 67-20 |
| 300 or more: | 39-6 | 3-1 | 42-7 |

Other Records

| | | | |
|------------------------|-------|------|--------|
| On Artificial Turf: | 65-7 | 6-4 | 71-11 |
| Temp. Below 40: | 28-3 | 10-2 | 38-5 |
| Thanksgiving or later: | 49-9 | 16-6 | 65-15 |
| Leading at Halftime: | 96-9 | 11-3 | 107-12 |
| Leading after 3 Qtrs: | 103-6 | 10-3 | 113-9 |
| Overtime: | 7-1 | 1-0 | 8-1 |
| Passer rating >100.0: | 72-4 | 7-0 | 79-4 |

*Includes five Super Bowls at neutral sites



TOM BRADY NEWS & NOTES

BRADY SET NFL RECORD FOR LONGEST HOME WINNING STREAK

Tom Brady set an NFL record for most consecutive home wins as a starting quarterback with his 26th straight win in a regular-season home start following the 45-3 win against the Jets (12/06/10) and extended his streak to 31 before it ended with a 24-20 loss against the New York Giants (11/6/11).

MOST CONSECUTIVE REGULAR-SEASON HOME GAMES WON AS A STARTING QUARTERBACK:

| Player | Team | Years | Streak |
|--------------------|-----------|----------------|-----------|
| Tom Brady | NE | 2006-11 | 31 |
| Brett Favre | GB | 1995-98 | 25 |
| John Elway | DEN | 1996-98 | 22 |
| Bob Griese | MIA | 1971-74 | 20 |
| Randall Cunningham | PHI | 1990-94 | 20 |

MOST CAREER TOUCHDOWN PASSES

MOST TOUCHDOWNS CAREER

(regular season only) Bold indicates active players

| Rank | Name | Touchdowns |
|------|-----------------------|------------|
| 1. | Brett Favre | 508 |
| 2. | Dan Marino | 420 |
| 3. | Peyton Manning | 401 |
| 4. | Fran Tarkenton | 342 |
| 5. | Tom Brady | 302 |
| 6. | John Elway | 300 |
| 7. | Warren Moon | 291 |
| 8. | Johnny Unitas | 290 |
| 9. | Drew Brees | 284 |
| 10. | Vinny Testaverde | 275 |

BRADY AT 30 TOUCHDOWNS....AGAIN

Brady is the second NFL player to have at least 35 touchdowns in three different seasons.

QB's with the most 35+ passing touchdowns in NFL history

| Player | 35+TD Pass Seasons |
|-------------|---|
| Tom Brady | 3 (50 in 2007, 36 in 2010 and 39 in 2011) |
| Brett Favre | 3 |

Brady finished 2011 with 39 touchdowns. He became the sixth quarterback in NFL history to have 30 or more touchdown passes in at least three seasons.

MOST SEASONS WITH 30-PLUS TOUCHDOWN PASSES

| | |
|------------------|----------|
| Brett Favre | 9 |
| Peyton Manning | 6 |
| Dan Marino | 4 |
| Drew Brees | 4 |
| Tom Brady | 3 |
| Kurt Warner | 3 |

BRADY REACHES 30 TDS FOR THIRD TIME

Tom Brady (39) reached 30 touchdown passes in 2011. Brady now has three 30-touchdown seasons after throwing for an NFL-leading 36 in 2010 and an NFL-record 50 in 2007. He is one of just 13 NFL players since the 1970 merger to have at least two 30 touchdown seasons. The only other Patriots quarterback to have a 30-touchdown season was Vito Parilli in 1964 when he led the AFL with 31.

BRADY SETS FRANCHISE RECORD WITH 517 PASSING YARDS

Brady set a franchise record with 517 passing yards in the 2011 season-opener at Miami (9/12). The previous high was 426 yards by Drew Bledsoe vs. Minnesota on Nov. 13, 1994. Brady's previous best was 410 passing yards vs. Kansas City on Sept. 22, 2002. Brady is one of 12 NFL quarterbacks to throw for 500 yards or more. His 517 yards are the sixth highest in NFL history.

| PLAYER | TEAM | 500 YARD GAME |
|-------------------|-----------------|--------------------------|
| Norm Van Brocklin | LA Rams | 554 yards in 1951 |
| Warren Moon | Houston Oilers | 527 yards in 1990 |
| Boomer Esiason | Arizona | 522 yards in 1996 |
| Dan Marino | Miami | 521 yards in 1988 |
| Matthew Stafford | Detroit | 520 yards in 2011 |
| Tom Brady | Patriots | 517 yards in 2011 |

BRADY'S COMEBACKS

Brady has engineered 34 career game-winning performances to lead his team to a victory from a fourth-quarter deficit or tie.

Time Remaining Passing Statistics^

| Date | Opp. | Score | in Reg. | Att | Cmp | Yds | TD | Int | Final |
|----------|--------|-------|---------|-----|-----|-----|----|-----|------------|
| 01/22/12 | BAL* | 16-20 | 15:00 | 6 | 3 | 20 | 0 | 1 | 23-20 |
| 12/24/11 | MIA | 17-17 | 15:00 | 11 | 8 | 120 | 0 | 0 | 27-24 |
| 10/16/11 | DAL | 13-16 | 5:13 | 9 | 11 | 87 | 1 | 0 | 20-16 |
| 12/19/10 | GB | 21-27 | 13:49 | 6 | 5 | 82 | 1 | 0 | 31-27 |
| 10/17/10 | BAL | 10-20 | 14:53 | 24 | 16 | 156 | 1 | 1 | (ot) 23-20 |
| 09/14/09 | BUF | 13-24 | 5:32 | 13 | 11 | 112 | 2 | 0 | 25-24 |
| 12/29/07 | at NYG | 23-28 | 15:00 | 12 | 8 | 130 | 1 | 0 | 38-35 |
| 12/03/07 | at BAL | 17-24 | 14:25 | 17 | 7 | 113 | 1 | 0 | 27-24 |
| 11/25/07 | PHI | 24-28 | 15:00 | 16 | 11 | 109 | 0 | 0 | 31-28 |
| 11/04/07 | at IND | 10-20 | 9:42 | 10 | 8 | 144 | 2 | 0 | 24-20 |
| 01/14/07 | at SD* | 13-21 | 8:35 | 14 | 9 | 122 | 1 | 1 | 24-21 |
| 12/03/06 | DET | 13-21 | 13:07 | 15 | 14 | 101 | 0 | 0 | 28-21 |
| 11/26/06 | CHI | 10-10 | 14:46 | 7 | 6 | 98 | 1 | 0 | 17-13 |
| 11/13/05 | at MIA | 15-16 | 2:53 | 2 | 2 | 76 | 1 | 0 | 23-16 |
| 10/30/05 | BUF | 7-16 | 10:07 | 4 | 4 | 69 | 0 | 0 | 21-16 |
| 10/09/05 | at ATL | 28-28 | 3:52 | 2 | 2 | 17 | 0 | 0 | 31-28 |
| 09/25/05 | at PIT | 10-13 | 14:19 | 12 | 12 | 167 | 0 | 0 | 23-20 |
| 02/06/05 | PHI** | 14-14 | 15:00 | 4 | 2 | 33 | 0 | 0 | 24-21 |
| 10/03/04 | at BUF | 17-17 | 15:00 | 4 | 2 | 8 | 1 | 0 | 31-17 |
| 02/01/04 | CAR** | 29-29 | 1:08 | 5 | 4 | 47 | 0 | 0 | 32-29 |
| 01/10/04 | TEN* | 14-14 | 15:00 | 11 | 6 | 27 | 0 | 0 | 17-14 |
| 11/30/03 | at IND | 31-31 | 10:21 | 6 | 3 | 31 | 1 | 0 | 38-34 |
| 11/23/03 | at HST | 13-20 | 3:11 | 14 | 10 | 133 | 1 | 0 | (ot) 23-20 |
| 11/03/03 | at DEN | 23-26 | 2:51 | 4 | 5 | 58 | 1 | 0 | 30-26 |
| 10/19/03 | at MIA | 13-13 | 15:00 | 10 | 7 | 147 | 1 | 0 | (ot) 19-13 |
| 10/05/03 | TEN | 24-27 | 4:40 | 1 | 1 | 15 | 0 | 0 | 38-30 |
| 12/29/02 | MIA | 13-24 | 4:59 | 13 | 8 | 69 | 1 | 0 | (ot) 27-24 |
| 11/10/02 | at CHI | 19-30 | 5:16 | 14 | 9 | 116 | 2 | 0 | 33-30 |
| 09/22/02 | KC | 38-38 | 0:00 | 5 | 4 | 46 | 0 | 0 | (ot) 41-38 |
| 02/03/02 | STL** | 17-17 | 1:21 | 8 | 5 | 53 | 0 | 0 | 20-17 |
| 01/19/02 | OAK* | 3-13 | 15:00 | 27 | 20 | 138 | 0 | 0 | (ot) 16-13 |
| 12/16/01 | at BUF | 6-9 | 5:57 | 13 | 9 | 116 | 0 | 0 | (ot) 12-9 |
| 12/02/01 | at NYJ | 14-16 | 15:00 | 7 | 6 | 56 | 0 | 0 | 17-16 |
| 10/14/01 | SD | 16-26 | 8:48 | 18 | 13 | 130 | 1 | 0 | (ot) 29-26 |

^ - Statistics are from the time noted until the end of the game * Divisional Playoffs ** Super Bowl

BRADY IN THE POSTSEASON

NFL ALL-TIME LEADERS / PLAYOFF VICTORIES AS STARTING QUARTERBACK

| Player | Team(s) | Playoff Wins |
|------------------|---------------------|--------------|
| Tom Brady | New England | 16 |
| Joe Montana | S.F./K.C. | 16 |
| Terry Bradshaw | Pittsburgh | 14 |
| John Elway | Denver | 14 |
| Brett Favre | Green Bay/Minnesota | 12 |
| Troy Aikman | Dallas | 11 |
| Roger Staubach | Dallas | 11 |

QB'S WITH 3 OR MORE SUPER BOWL VICTORIES

| Quarterback | Team | Wins |
|------------------|-----------|----------|
| Terry Bradshaw | PIT | 4 |
| Joe Montana | SF | 4 |
| Troy Aikman | DAL | 3 |
| Tom Brady | NE | 3 |

PLAYERS WITH MULTIPLE SUPER BOWL MVP AWARDS

| Player | Team | MVPs |
|------------------|-----------|----------|
| Joe Montana | SF | 3 |
| Terry Bradshaw | PIT | 2 |
| Tom Brady | NE | 2 |
| Bart Starr | GB | 2 |
| Eli Manning | NYG | 2 |

TOP QB HOME STARTING RECORDS SINCE 1970 MERGER (includes postseason)

| Player | Team(s) | W | L | T | Pct. |
|------------------|-----------|-----------|-----------|----------|-------------|
| Tom Brady | NE | 79 | 13 | 0 | .859 |
| Terry Bradshaw | PIT | 75 | 14 | 0 | .843 |
| John Elway | DEN | 104 | 25 | 0 | .806 |

BRADY HAD THREE STRAIGHT GAMES WITH 30 COMPLETIONS IN 2011

Brady tied an NFL record with three straight games with 30 completions after completing 32 at Miami (9/12), 31 vs. San Diego (9/18) and 30 at Buffalo (9/25). He shares the record with Drew Brees (2011), Steve Young (1995), Rich Gannon (2002), Kurt Warner (2008) and Peyton Manning (2010). The most 30 completion games Brady has had in a season is five in 2007.



TOM BRADY NEWS & NOTES

WINNINGEST COACH/QB TANDEM

Bill Belichick and Tom Brady have the best winning percentage among a head coach/starting quarterback tandem since the 1970 merger. The tandem's 125 wins are the most wins by any coach-QB tandem since the 1970 AFL-NFL merger.

WINNINGEST COACH/QB TANDEM SINCE 1970

(Regular Season Only – by winning percentage)

| Quarterback/Head Coach | Team | W | L | T | Pct. |
|---------------------------------|-----------|------------|-----------|----------|-------------|
| Tom Brady/Bill Belichick | NE | 125 | 35 | 0 | .781 |
| Ken Stabler/John Madden | OAK | 60 | 19 | 1 | .756 |
| Jim McMahon/Mike Ditka | CHI | 46 | 15 | 0 | .754 |
| Peyton Manning/Tony Dungy | IND | 73 | 24 | 0 | .753 |

WINNINGEST COACH/QB TANDEM SINCE 1970

(Regular Season Only – by victories)

| Quarterback/Head Coach | Team | W | L | T | Pct. |
|---------------------------------|-----------|------------|-----------|----------|-------------|
| Tom Brady/Bill Belichick | NE | 125 | 35 | 0 | .781 |
| Dan Marino/Don Shula | MIA | 116 | 68 | 0 | .630 |
| Terry Bradshaw/Chuck Noll | PIT | 107 | 51 | 0 | .601 |

TOM BRADY EARNS 20TH AFC OFFENSIVE PLAYER OF THE WEEK AWARD

Tom Brady was named the AFC Offensive Player of the Week after leading the Patriots on five straight second half scoring drives to help rally the Patriots from a 17-0 deficit to a 27-24 win vs. Miami (12/24/11). He also earned the award after throwing for 517 yards and four touchdowns, including a 99-yard touchdown pass to Wes Welker in Week 1 at Miami (9/12/11) and in Week 2 after a 423-yard effort with three touchdowns vs. San Diego (9/28/11). Brady has the second-most Player of the Week awards earned by a player since the accolade was instituted in 1984. He is the first player to earn AFC Offensive Player of the Week honors in back-to-back weeks to open a season. He joins Panthers kicker John Kasey (Special Teams, 1996) as the only players to garner consecutive Player of the Week laurels in Week 1 and Week 2 of the same year.

THE PLAYERS WITH THE MOST CAREER PLAYER OF THE WEEK AWARDS

| Player | Career | Team | POW Awards |
|------------------|---------------------|------------------------|------------|
| Peyton Manning | 1998-present | Colts/Broncos | 21 |
| Tom Brady | 2000-present | Patriots | 20 |
| Dan Marino | 1983-1999 | Dolphins | 18 |
| Brett Favre | 1991-present | Packers, Jets, Vikings | 16 |
| John Elway | 1983-1998 | Broncos | 15 |

BRADY SETS NFL RECORD FOR MOST PASS ATTEMPTS WITHOUT AN INTERCEPTION

Tom Brady extended his streak to 358 consecutive regular season pass attempts without an interception in the season-opener before throwing his first interception since Oct. 17, 2010 in the 2011 opener at Miami game (9/12). Brady eclipsed Bernie Kosar's record of 308 pass attempts on Dec. 26, 2010 at Buffalo.

MOST CONSECUTIVE PASS ATTEMPTS WITHOUT AN INTERCEPTION

| | | |
|------------|-----------------------------|----------------|
| 358 | Tom Brady (Patriots) | 2010-11 |
| 308 | Bernie Kosar (Cleveland) | 1990-91 |
| 294 | Bart Starr (Green Bay) | 1964-65 |
| 279 | Jeff George (IND/ATL) | 1993-94 |
| 277 | Rich Gannon (Oakland) | 2001 |
| 271 | Jason Campbell (Washington) | 2007-08 |

BRADY HAD 11 STRAIGHT STARTS WITHOUT AN INTERCEPTION

Brady finished the 2010 season with 11 straight starts without an interception. That is the most consecutive starts without an interception in the NFL since the 1970 merger. The previous best was nine straight starts by Jason Campbell (2007-08) and Bernie Kosar (1991).

BRADY IS PATRIOTS ALL-TIME LEADING PASSER

Tom Brady passed Drew Bledsoe at New Orleans (11/30/09) to become the Patriots all-time passing yardage leader and currently has 39,979 career passing yards.

PATRIOTS ALL-TIME LEADING PASSERS

| Player | YEARS | ATT | COMP | YARDS |
|------------------|----------------|--------------|--------------|---------------|
| Tom Brady | 2000-12 | 5,352 | 3,420 | 40,215 |
| Drew Bledsoe | 1993-01 | 4,518 | 2,544 | 29,657 |
| Steve Grogan | 1975-90 | 3,593 | 1,879 | 26,886 |

BRADY SETS NFL RECORD WITH AT LEAST TWO TOUCHDOWNS AND NO INTERCEPTIONS

Tom Brady set an NFL record by throwing at least two touchdowns without an interception in each of the final nine games of the 2010 season. Brady passed Don Meredith's previous record of six straight games with two or more touchdowns and no interceptions (1965-66).

BRADY REACHED 3,000 YARDS IN 2011 IN JUST NINE GAMES

Brady entered the Jets game on Nov. 13, 2011 with 2,703 yards and added 329 to set the NFL record for most yards through a team's first nine games with 3,032 yards. Brady joins Drew Brees (2011) as the only players to reach 3,000 yards passing in the first nine games of a season. It is Brady's ninth career 3,000-yard season.

Most passing yards through a team's first nine games of a season

| Player | Team | Year | Passing Yards |
|------------------|-----------------|-------------|---------------|
| Tom Brady | Patriots | 2011 | 3,032 |
| Drew Brees | Saints | 2011 | 3,004 |
| Phillip Rivers | Chargers | 2010 | 2,944 |
| Rich Gannon | Raiders | 2002 | 2,898 |
| Dan Fouts | Chargers | 1982 | 2,883 |
| Peyton Manning | Colts | 2009 | 2,872 |

BRADY REACHED 4,000 YARDS IN 2011

Brady reached 4,000 yards passing for the fourth time in his career on an 11-yard touchdown pass to Rob Gronkowski in the first quarter at Washington (12/11). His four 4,000-yard seasons are tied with Warren Moon and Philip Rivers for the fifth most in NFL history. Brady had 4,110 yards in 2005, 4,806 in 2007, 4,398 in 2009 and 5,235 in 2011.

All-time 4,000-yard passing seasons

- 11 Peyton Manning
- 6 Dan Marino
- 6 Drew Brees
- 6 Brett Favre
- 4 Tom Brady**
- 4 Warren Moon
- 4 Philip Rivers

BRADY HAD 423 YARDS AS A FOLLOW-UP TO HIS 517 YARD PERFORMANCE IN MIAMI IN 2011

In the 2011 season opener in Miami (9/12), Brady threw for 517 yards, becoming one of 11 passers in NFL history to break the 500-yard mark. In Week 2 against San Diego (9/18), Brady became the first of those 11 500-yard passers to follow up his 500-yard performance by throwing for 400 or more yards. Before Brady's performance against the Chargers, only Drew Brees (2006) had followed-up a 500-yard game with 300 or more passing yards.

BRADY SETS A CAREER-HIGH FOR A SEASON WITH THREE RUSHING TDs

Brady scored on two 1-yard touchdown runs in the win vs. Miami on Dec. 24, 2011 for a single-season career high of three rushing touchdowns for the 2011 season. His previous best was two rushing touchdowns in the 2007 season. It is the second time in his career that he has had two rushing touchdowns in a game. He scored two rushing touchdowns in the 2007 win vs. Washington on Oct. 28, 2007.

BRADY HAS 8TH GAME WITH 300 YDS AND 4 TDs

Tom Brady had his 8th game with 300 yards or more (326) and 4 TDs (and no interceptions) in a win against the Jets (12/6/10) last season. No other quarterback since the 1970 merger has accomplished that feat.



PATRIOTS OFFENSIVE NOTES

BRADY HAD 14 GAMES IN 2011 WITH 2 OR MORE TOUCHDOWNS

Brady threw three touchdowns against Buffalo in the 2011 season finale (1/1/12), marking Brady's 14th game in 2011 with two or more touchdowns, tying his franchise record for most games with two or more touchdowns in a season. Brady had 14 such games in 2007. The NFL record for most games with two or more touchdown passes in a season is 15 by Dan Marino in 1984.

BRADY THREW AT LEAST ONE TOUCHDOWN PASS IN ALL 16 GAMES IN 2011 FOR THE SECOND STRAIGHT SEASON

Brady had at least one touchdown pass in all 16 games of the 2011 season. Since the NFL went to a 16-game season in 1978, only seven quarterbacks have thrown for at least one touchdown in each game. Tom Brady and Drew Brees are the first to do so in two straight seasons (2010, 2011).

QBS WITH A LEAST ONE TD PASS IN ALL 16 GAMES IN A SEASON

Tom Brady (New England) 2010, 2011

Drew Brees (New Orleans) 2010, 2011
Daunte Culpepper (Minnesota) 2004
Brett Favre (Green Bay) 2003
Kurt Warner (St. Louis) 1999
Dan Marino (Miami) 1984, 1986
Dave Kreig (Seattle) 1984

*16-game schedule was instituted in 1978

BRADY IS ONE OF SEVEN TO THROW FOR CONSECUTIVE 400 YARD GAMES

Brady is one of just seven NFL quarterbacks to have back-to-back games with 400 or more passing yards.

NFL RECORD FOR MOST CONSECUTIVE GAMES WITH 400 OR MORE YARDS PASSING

2 Tom Brady, 2011

2 Cam Newton, Carolina, 2011
2 Matt Cassel, New England, 2008
2 Billy Volek, Tennessee, 2004
2 Phil Simms, N.Y. Giants, 1985
2 Dan Marino, Miami, 1984
2 Dan Fouts, San Diego, 1982

CLASS OF 2000

Tom Brady was the seventh quarterback selected in the 2000 NFL Draft. The Patriots selected him in the sixth round with the 199th overall pick.

Quarterbacks taken in the 2000 NFL Draft

| Rd | Pick | Player | Taken By |
|----------|------------|-------------------|--------------------|
| 1 | 18 | Chad Pennington | NY Jets |
| 3 | 65 | Giovanni Carmazzi | San Francisco |
| 3 | 75 | Chris Redman | Baltimore |
| 5 | 163 | Tee Martin | Pittsburgh |
| 6 | 168 | Marc Bulger | New Orleans |
| 6 | 183 | Sperguson Wynn | Cleveland |
| 6 | 199 | Tom Brady | New England |

DAN CONNOLLY HAS THE LONGEST KICKOFF RETURN EVER BY AN OFFENSIVE LINEMAN

Dan Connolly was named AFC Special Teams Player of the Week after he returned a kickoff 71 yards to the 4-yard line in the second quarter of the Patriots win vs. Green Bay on Dec. 19, 2010. According to the Elias Sports Bureau, it is the longest kickoff return by an offensive lineman in NFL history. The run by Connolly topped the 48-yard touchdown return by Atlanta's Mal Snider in 1969. Previously, the longest kickoff return for a Patriots offensive lineman was a 27-yard return by G Stephen Neal on Nov. 30, 2008 vs. Pittsburgh. Connolly's previous best was a 16-yard return vs. Miami on Nov. 8, 2009. Connolly's return set up a 2-yard touchdown pass from Tom Brady to Aaron Hernandez that cut the Packers' lead to 17-14. Joked then OT Matt Light, "Dan Connolly has the best average for a kickoff returner in the NFL. I couldn't believe it when I was watching it. But you put the ball in the hands of an offensive lineman, and, well, naturally [what Connolly did] is not a real shocker."

JULIAN EDELMAN SETS FRANCHISE RECORD WITH A 94-YARD PUNT RETURN FOR A TOUCHDOWN

WR Julian Edelman set a franchise record with a 94-yard punt return for a touchdown in the second quarter vs. Miami (01/02/11). The Patriots' previous longest punt return was an 89-yard touchdown return by Mike Haynes vs. Buffalo on Nov. 7, 1976. Edelman returned his second career punt for a touchdown vs. Kansas City on Nov. 21, 2011 with a 72-yard return. He is the fourth Patriots player with two or more punt returns for a touchdown. He was named AFC Special Teams Player of the Week for his performance against Kansas City.



Most Punt Return Touchdowns/Patriots Career

3 Troy Brown
3 Irving Fryar
2 Julian Edelman
2 Mike Haynes

EDELMAN SETS PATRIOTS RECORD FOR BEST PUNT RETURN AVERAGE IN A SEASON

Edelman set a franchise record for the best punt return average in a single season with a 15.3-yard punt return average in 2010. The previous best was a 14.8 punt return average by Mack Herron in 1974. Edelman led the AFC and finished second in the NFL with a 15.3 punt return average. Chicago's Devin Hester led the NFL with a 17.1-yard average.

Patriots Best Punt Return Average/Season

| Player | Punt Rt Avg. | Year |
|-----------------------|--------------|-------------|
| Julian Edelman | 15.3 | 2010 |
| Mack Herron | 14.8 | 1974 |
| Troy Brown | 14.2 | 2001 |

EDELMAN TIED FOR HIGHEST PUNT RETURN AVERAGE IN TEAM HISTORY

Edelman has returned 59 punts for 707 yards during his Patriots' career and is tied for the lead in franchise history with a 12.0-yard average.

HIGHEST PUNT RETURN AVERAGE, PATRIOTS CAREER (20 Returns)

| Player | Punt Rt Avg. | Year |
|-----------------------|--------------|------------------------|
| Julian Edelman | 12.0 | 2009-12(59-707) |
| Mack Herron | 12.0 | 1973-75 (74-888) |
| Carl Garrett | 11.3 | 1969-72 (43-487) |
| Wes Welker | 10.6 | 2007-11 (89-942) |

EDELMAN GOES FROM STANDOUT QB TO WR

Edelman began his college football career with a year at the College of San Mateo (Calif.) before transferring to Kent State where as a senior he completed 56% of his passes (153 of 275 passes for 1,820 yards) with 13 touchdowns. He was also the leading rusher, gaining 1,551 yards on 215 attempts (an average of 7.5 yards per carry) and scoring 13 touchdowns. His offensive numbers broke Kent State's single-season record for total offense set by Joshua Cribbs in 2003.

EDELMAN GOES ON DEFENSE


Late in the fourth quarter of the Patriots' 37-16 win at the Jets (11/13) last season, Edelman was pressed into service on defense and registered his first NFL tackle when he laid a hard hit on RB LaDainian Tomlinson. He continued to see action on defense throughout the season and finished the year with 14 total tackles.



PATRIOTS OFFENSIVE NOTES

GRONKOWSKI SETS NFL RECORD FOR RECEIVING YARDS BY A TIGHT END

Rob Gronkowski finished the 2011 season with 1,327 receiving yards, surpassing San Diego's Kellen Winslow's 1980 record of 1,290 receiving yards for most receiving yards in a season by a tight end. New Orleans' Jimmy Graham also broke Winslow's old record, but finished with 1,310 receiving yards, 17 shy of Gronkowski's new record.



Most Receiving Yards by Tight End in the NFL

| Player | Yards | Year |
|-----------------------------|--------------|-------------|
| Rob Gronkowski | 1,327 | 2011 |
| Jimmy Graham (NO) | 1,310 | 2011 |
| Kellen Winslow (SD) | 1,290 | 1980 |
| Tony Gonzalez (KC) | 1,258 | 2004 |
| Todd Christiansen (Raiders) | 1,247 | 1983 |
| Jackie Smith (STL) | 1,205 | 1967 |
| Tony Gonzalez (KC) | 1,203 | 2000 |
| Pete Retzlaff (PHI) | 1,190 | 1965 |
| Ben Coates (NE) | 1,174 | 1994 |

Most Receiving Yards by a Patriots Tight End

| Player | Yards | Year |
|-----------------------|--------------|-------------|
| Rob Gronkowski | 1,327 | 2011 |
| Ben Coates | 1,174 | 1994 |
| Ben Coates | 915 | 1995 |
| Aaron Hernandez | 910 | 2011 |
| Marv Cook | 808 | 1991 |
| Don Hasselbeck | 808 | 1981 |

Most Receptions by a Patriots Tight End

| Player | Rec. | Year |
|-----------------------|-----------|-------------|
| Ben Coates | 96 | 1994 |
| Rob Gronkowski | 90 | 2011 |
| Ben Coates | 84 | 1995 |
| Marv Cook | 82 | 1991 |
| Aaron Hernandez | 79 | 2011 |

GRONKOWSKI SETS NFL MARK FOR TOUCHDOWNS BY A TIGHT END IN A SEASON

Gronkowski extended his NFL record for overall touchdowns in a single season by a tight end with two touchdown receptions vs. Buffalo (1/1/12) to 18 overall touchdowns (17 receiving and 1 rushing). Gronkowski passed the old mark of 13 receiving touchdowns by Vernon Davis (SF in 2009) and Antonio Gates (SD in 2004). In addition to his 17 touchdown receptions, Gronkowski scored on a lateral in the third quarter vs. Indianapolis (12/4) on his first career rushing play.

MOST TOTAL TDs BY A TIGHT END IN A SINGLE NFL SEASON

| | | | | |
|-----------|-----------------------|-----------|-------------|--------------------------|
| 18 | Rob Gronkowski | NE | 2011 | (17 pass, 1 rush) |
| 13 | Vernon Davis | SF | 2009 | (13 pass) |
| 13 | Antonio Gates | SD | 2004 | (13 pass) |

MOST TD RECEPTIONS BY A TIGHT END IN A SINGLE NFL SEASON

| | | | |
|-----------|-----------------------|-----------|-------------|
| 17 | Rob Gronkowski | NE | 2011 |
| 13 | Vernon Davis | SF | 2009 |
| 13 | Antonio Gates | SD | 2004 |

GRONKOWSKI SECOND PATRIOTS TIGHT END TO REACH 1,000 YARDS

Gronkowski became the second tight end in New England Patriots history to go over 1,000 receiving yards after gaining 160 at Washington (12/11). He moved past TE Ben Coates (1,174 yards in 1994) to set the franchise record for most receiving yards by a Patriots tight end with 1,327 yards. He is the seventh tight end in NFL history to reach 1,200 yards.

GRONKOWSKI BECOMES FIRST PATRIOTS TIGHT END TO RECORD A RUSHING TOUCHDOWN

Gronkowski scored a 2-yard touchdown on a lateral from Tom Brady in the third quarter vs. Indianapolis (12/4), becoming the first tight end in Patriots history to score a rushing touchdown. Gronkowski is the first NFL tight end to score a rushing touchdown since Tennessee's Bo Scaife had a 31-yard scoring run against Baltimore on Nov. 12, 2006. He is the first tight end since the 1970 merger to have two receiving touchdowns and a rushing touchdown in the same game.

LEADS AFC IN SCORING; FIRST TIME THAT A TIGHT END HAS LED A CONFERENCE IN SCORING

Gronkowski led the AFC in scoring among nonkickers with 108 points in 2011 and finished second in the NFL to Philadelphia's LeSean McCoy, who had 120 points. It is the first time in NFL history that a tight end has led his conference in scoring and the first time a tight end has led the NFL in touchdown receptions (17).

BACK-TO-BACK 10 TOUCHDOWN SEASONS

Gronkowski set a Patriots record with 10 touchdowns in 2010 and broke that record with his 11th touchdown reception at Philadelphia on Nov. 27. With back-to-back 10 touchdown seasons (10 in 2010 and 17 in 2011), Gronkowski is the second Patriots player to have back-to-back seasons with 10 or more touchdown reception seasons. Randy Moss had three straight from 2007-09.

CONSECUTIVE 10-PLUS TOUCHDOWN SEASONS / PATRIOTS HISTORY

3 Randy Moss – 2007, 2008, 2009

3 Corey Dillon – 2004, 2005, 2006

2 Rob Gronkowski - 2010, 2011

2 BenJarvus Green-Ellis – 2010, 2011

2 Curtis Martin – 1995, 1996

MOST 10-PLUS TOUCHDOWN SEASONS / PATRIOTS HISTORY

3 Randy Moss – 2007, 2008, 2009

3 Corey Dillon – 2004, 2005, 2006

2 Rob Gronkowski – 2001, 2011

2 BenJarvus Green-Ellis – 2010, 2011

2 Curtis Martin – 1995, 1996

2 Stanley Morgan – 1979, 1986

GRONKOWSKI IS SECOND TE IN NFL HISTORY WITH BACK-TO-BACK 10-PLUS TD SEASONS

Gronkowski is the second tight end ever to have back to back 10-plus touchdown seasons, joining Antonio Gates (2004-05).

CONSECUTIVE 10-PLUS TD SEASON BY A TE /NFL HISTORY

Rob Gronkowski 10 in 2010 and 18 in 2011

Antonio Gates 13 in 2004 and 10 in 2005

GRONKOWSKI IS SECOND IN NFL HISTORY TO RUSH FOR A TD, CATCH A TD, RECORD A TACKLE AND RETURN A KICKOFF IN THE SAME SEASON

In 2011, Gronkowski became the second tight end in NFL history to rush for a touchdown, catch a touchdown, record a tackle and return a kickoff in the same season. Bo Scaife was the first to accomplish the feat in 2006 with Tennessee.

GRONKOWSKI REACHED 20 TDs IN FEWEST GAMES AMONG TEs IN NFL HISTORY

With his two touchdowns vs. Kansas City (11/21), Gronkowski reached the 20 touchdown mark in just 26 career games, the fewest games among tight ends in NFL history.

THE TIGHT ENDS TO REACH 20 TOUCHDOWN RECEPTIONS IN THE FEWEST GAMES

| Player | Team | Games to 20 TD catches |
|-----------------------|-----------------|------------------------|
| Rob Gronkowski | Patriots | 26 |
| Mike Ditka | Chicago | 31 |
| Kellen Winslow | San Diego | 35 |
| Antonio Gates | San Diego | 37 |

GRONKOWSKI TIED FOR SECOND ON PATRIOTS LIST FOR TOUCHDOWNS BY A TIGHT END

Most Receiving Touchdowns by a Patriots Tight End

| Player | TD | Years |
|-----------------------|-----------|---------------------|
| Ben Coates | 50 | 1991-99 |
| Rob Gronkowski | 28 | 2010-Present |
| Russ Francis | 28 | 1975-80, 87-88 |
| Ben Watson | 20 | 2004-09 |



PATRIOTS OFFENSIVE NOTES

MOST TD CATCHES BY A PATS TIGHT END

MOST TOUCHDOWN CATCHES IN A SEASON BY A PATRIOTS TIGHT END

| Player | Year | Rec | Yds | Avg | Lg | TD |
|-----------------------|-------------|-----------|-------------|-------------|------------|-----------|
| Rob Gronkowski | 2011 | 90 | 1327 | 14.7 | 52t | 17 |
| Rob Gronkowski | 2010 | 42 | 546 | 13 | 28 | 10 |
| Ben Coates | 1996 | 62 | 682 | 11 | 84t | 9 |

GRONKOWSKI'S 18 OVERALL TDS ARE SECOND MOST BY A PATRIOT IN A SEASON

Gronkowski finished the 2011 season with 18 overall touchdowns (17 receiving, 1 rushing). His 18 overall touchdowns passed Curtis Martin (17 overall in 1996) for the second highest single season total in Patriots history. Randy Moss had a franchise record 23 total touchdowns in 2007.

PATRIOTS RECORD BOOK / MOST TOUCHDOWNS IN A SEASON

| Player | Season | TDs |
|-----------------------|-------------|-----------|
| Randy Moss | 2007 | 23 |
| Rob Gronkowski | 2011 | 18 |
| Curtis Martin | 1996 | 17 |

GRONKOWSKI: NFL TIGHT END RECORD OF SEVEN GAMES OF TWO OR MORE TDS IN 2011

Gronkowski had his ninth game overall with two or more touchdowns and his seventh game in 2011 with two or more touchdowns in the season-finale vs. Buffalo (1/1/12). The seven games with two or more touchdowns extends his NFL record for a tight end. Antonio Gates (San Diego in 2004) and Jerry Smith (Washington in 1967) each had four two-touchdown games. The NFL record for most two-plus touchdown reception games in a season is eight by Randy Moss with the Patriots in 2007. Gronkowski's is tied with Cris Carter (1995) and Jerry Rice (1987) for the second most games with two or more touchdowns in a single season

MOST GAMES WITH 2+ TD RECEPTIONS/SEASON

| | | |
|----------|----------------------------------|-------------|
| 8 | Randy Moss (Patriots) | 2007 |
| 7 | Rob Gronkowski (Patriots) | 2011 |
| 7 | Cris Carter (Minnesota) | 1995 |
| 7 | Jerry Rice (San Francisco) | 1987 |

GRONKOWSKI LEADS ALL TIGHT ENDS WITH 28 TOUCHDOWN CATCHES SINCE 2010

Gronkowski's 28 touchdown receptions since the start of the 2010 season are the most among all NFL tight ends and tied with Calvin Johnson for the most among all NFL players.

Most Touchdowns by a Tight End Since 2010

| Player | Touchdowns |
|------------------------|------------|
| Rob Gronkowski | 28 |
| Antonio Gates | 17 |
| Jimmy Graham | 17 |
| Aaron Hernandez | 14 |
| Vernon Davis | 14 |
| Tony Gonzalez | 14 |
| Jason Witten | 14 |

Most Touchdown Receptions Since 2010

| Player | Touchdowns |
|-----------------------|------------|
| Rob Gronkowski | 28 |
| Calvin Johnson | 28 |
| Greg Jennings | 21 |

GRONKOWSKI SETS TEAM MARK WITH A TD REC. IN SIX STRAIGHT GAMES

Gronkowski set a franchise record with a touchdown reception in six straight games at Washington (12/11/11). The Patriots record for most consecutive games with at least one touchdown is seven by Curtis Martin.

GRONKOWSKI GOES OVER 100

Gronkowski registered his sixth career 100-yard game and his fifth of the 2011 season after finishing with 108-yards in the season-finale vs. Buffalo (1/1/12). Gronkowski had a career-high 160 yards on six receptions at Washington (12/11). His previous best was a 113 yards at the NY Jets on Nov. 13, 2011. The record for a New England tight end is 161 yards by Ben Coates on Sept. 4, 1994 at Miami.

13TH TIME AN NFL TIGHT END HAS 90 RECEPTIONS

Gronkowski finished the season with 90 receptions, posting the 13th season with 90 or more receptions by a tight end. New Orleans' Jimmy Graham (99) also eclipsed the 90- reception plateau.

ALL IN THE FAMILY

Rob Gronkowski grew up playing football against his brothers in the backyard. Two of his brothers have NFL playing experience. Dan Gronkowski, finished the 2011 season with Cleveland after spending part of the season with the Patriots. He also spent time with Detroit (2009) and Denver (2010). Chris is currently playing for Denver after spending 2010 with Dallas and 2011 with Indianapolis. The Gronkowskis are among 23 different sets of three brothers to have played in the NFL and join nine other families with at least three brothers in the NFL playing at the same time. (Dan is currently out of the NFL).

| Family | Brothers | Yr. in NFL at Same Time |
|------------|----------------------------------|-------------------------|
| Gronkowski | Rob, Dan, Chris | 2010- 2011 |
| Baldinger | Brian, Gary, Rich | 1986-88, 90-92 |
| Browner | Joey, Keith, Ross | 1984-87 |
| Olsen | Merlin, Phil, Orrin | 1976 |
| Saul | Rich, Bill, Ron | 1970 |
| Richardson | Gloster, Tom, Willie | 1969 |
| Rooney | Bill, Cobb, Joe | 1924-27 |
| Kinderdine | Hobby, Shine, Walt | 1924 |
| Nesser | Al, Frank, Fred, John, Phil, Ted | 1921 |

GRONKOWSKI'S 27 TDS ARE SECOND MOST IN FIRST TWO NFL SEASONS

Most Touchdown Catches First Two NFL seasons

| No. | Player |
|-----------|------------------------------------|
| 28 | Randy Moss (Minnesota – 17 and 11) |
| 27 | Rob Gronkowski (10 and 17) |
| 25 | Bob Hayes (Dallas – 12 and 13) |

GRONKOWSKI IS ONE OF FIVE NFL TIGHT ENDS WITH 90-PLUS RECEPTIONS, 1000-PLUS YARDS AND 10-PLUS TOUCHDOWNS IN A SINGLE SEASON

In 2011, Rob Gronkowski joined Dallas Clark, Jimmy Graham, Tony Gonzalez and Todd Christiansen, as the only tight ends in NFL history with 90-plus receptions, 1,000-plus yards and 10-plus touchdown receptions in a single season.

TIGHT ENDS WITH 90-PLUS RECEPTIONS, 1000-PLUS YARDS AND 10-PLUS TOUCHDOWNS IN A SEASON

| Player | Rec. | Yards | TDs | Year |
|----------------------------|-----------|--------------|-----------|-------------|
| Rob Gronkowski (NE) | 90 | 1,327 | 17 | 2011 |
| Jimmy Graham (NO) | 99 | 1,310 | 11 | 2011 |
| Dallas Clark (IND) | 100 | 1,106 | 10 | 2009 |
| Tony Gonzalez (KC) | 96 | 1,058 | 10 | 2008 |
| Todd Christensen (LAR) | 92 | 1,247 | 12 | 1983 |



PATRIOTS OFFENSIVE NOTES

TIGHT END TANDEM

Ron Gronkowski (90) and Aaron Hernandez (79) combined for 169 receptions in 2011, the most by a pair of tight ends in the same season in NFL history. Jason Witten (94) and Martellus Bennett (33) combined for 127 in 2010 with Dallas for the second most. Gronkowski and Hernandez combined yardage total of 2,237 in 2011 is the most by any tight end pair in NFL history.

Most Receptions by Tight Ends, NFL History

| Year | Player | Receptions |
|------|-----------|------------|
| 2011 | Patriots | 169 |
| 1984 | San Diego | 163 |
| 2005 | Tennessee | 149 |

Most Receiving Yards by Tight Ends, NFL History

| Year | Player | Yards |
|------|-----------|-------|
| 2011 | Patriots | 2,237 |
| 1984 | San Diego | 1,927 |
| 1983 | San Diego | 1,886 |

TIGHT ENDS COMBINE FOR 24 TDs IN 2011

Gronkowski (17) and Hernandez (7) combined for 24 touchdown receptions. In 2010, Gronkowski had 10 touchdown catches, while Hernandez had six. It is the first time in NFL history a tight end tandem has had five or more touchdowns in consecutive seasons.

AARON HERNANDEZ LEARNS FROM HIS BROTHER

The relationship between Aaron Hernandez and his older brother D.J. has taken on many roles over the years: sibling, teammate, role model and surrogate father. They played high school football together – D.J. the star senior quarterback and Aaron, the athletic, but not quite ready, freshman. When their father passed away when Aaron was 17, he relied on his brother even more. "I just followed my brother's footsteps," he told the Providence Journal. "I just tried to follow his work ethic because he did everything the right way. He was always successful." D.J., now a graduate assistant at the University of Miami, has tried to instill hard work and perseverance in his younger brother. It's paying off, as Aaron continues to thrive in the Patriots offense.



HERNANDEZ PUTS UP BIG NUMBERS IN 2011

Hernandez finished the 2011 season with 79 receptions for 910 yards and seven touchdowns. The 910 yards are the fourth best in Patriots history for a tight end and the 79 receptions fifth best in a single season.

Most Receiving Yards by a Patriots Tight End

| Player | Yards | Year |
|-----------------|-------|------|
| Rob Gronkowski | 1,327 | 2011 |
| Ben Coates | 1,174 | 1994 |
| Ben Coates | 915 | 1995 |
| Aaron Hernandez | 910 | 2011 |
| Marv Cook | 808 | 1991 |

BRANDON LLOYD OWNS THIRD-HIGHEST SINGLE SEASON RECEIVING AVG.

Brandon Lloyd finished the 2010 season with an 18.8-yard average on 77 receptions for 1,448 yards, the third-highest single season receiving average in NFL history.

HIGHEST RECEIVING AVERAGE SINGLE SEASON (Min. 75 receptions)

| Since 1970 NFL Merger | | | |
|-----------------------|-----------|------|-----------------|
| Player | Team | Year | Avg. |
| Torry Holt | St. Louis | 2000 | 19.9 (82-1,635) |
| Roy Green | St. Louis | 1984 | 19.9 (78-1,555) |
| Brandon Lloyd | Denver | 2010 | 18.8 (77-1,448) |

LLOYD WAS BUSY AS A SALESMAN DURING THE NFL LOCKOUT

During the NFL lockout in 2011, Lloyd worked as a sales rep for Re-Steel in Commerce City, Colo., a company that sells specialty metals to the aerospace industry.

STEVAN RIDLEY HAS FIRST 100-YARD DAY

Stevan Ridley had his first career 100-yard day in the 2012 season opener at Tennessee with 125 yards rushing on 21 carries for a 6.0-yard average. In 2011, the Patriots had five runs of 20 or more yards. All of them were by Ridley, including a season-long 33-yard touchdown run at Oakland on Oct. 2.

2011 FIRST ROUND PICK NATE SOLDER

It only took a day for Nate Solder to decide to change from his lifelong position of tight end to tackle after playing his freshman year at Colorado as a tight end. "My coaches came to me and said, 'You'd be an all right tight end, but you'd be an even better tackle,'" he told the Boston Globe. "I've always wanted to be great, so that's why I moved to tackle." He added over 30 pounds after his redshirt freshman season and was named the team's starting left tackle. He played in 2,540 of 2,542 offensive plays over the next three seasons at Colorado and became an immediate contributor on the Patriots offensive line at right tackle. He even had the chance to return to his tight end roots, occasionally filling in as the third tight end in short-yardage situations throughout the 2011 season.

MATTHEW SLATER: LIKE FATHER LIKE SON

Matthew Slater, drafted in 2008, is one of seven sons of Hall of Fame members to be drafted in NFL history.

HALL OF FAME FATHERS WITH SONS DRAFTED IN THE NFL

- Jackie Slater (class of 2001) – son, Matthew Slater (NE)
- Howie Long (class of 2000) – son, Chris Long (STL)
- Bobby Bell (class of 1983) – son, Bobby Bell (NYJ)
- Tony Dorsett (class of 1994) – son, Anthony Dorsett (HOU)
- Bob Griese (class of 1990) – son, Brian Griese (DEN)
- Russ Grimm (class of 2010) – son, Cody Grimm (TB)
- Kellen Winslow (class of 1995) – son, Kellen Winslow (CLE)

DONALD THOMAS: FROM NO HIGH SCHOOL FOOTBALL TO THE NFL

Donald Thomas found football while playing basketball. A former high school baseball and basketball player who had never played football at any level, Thomas arrived at the University of Connecticut looking for an identity. He often played pickup basketball at the student gymnasium and one day found himself playing with several members of the UConn football team who convinced him to try out for the team. After meeting with coaches, Thomas walked on to the team as a defensive lineman for the scout team in 2003. He red-shirted a year before contributing on special teams. In 2007, he got his chance to play offensive guard, earning All-Big East honors before being selected in the sixth round of the 2008 draft by the Miami Dolphins. As Thomas told the Brockton Enterprise, "Things just took off. It's crazy. This is only my fifth year (of) really playing guard, while some guys have been playing O-line for 15, almost 20 years."

GREETINGS FROM KAARST, GERMANY: SEBASTIAN VOLLMER MAKES HIS MARK

A native of Kaarst, Germany, Vollmer did not begin playing football until the age of 14 when he started playing for the Dusseldorf club team. Vollmer helped lead his German prep school team to two national football championships. His early football success landed him an appearance in the 2004 Global Junior Championships in San Diego, which led him to a scholarship at Houston. He spoke almost no English when he signed with Houston, but he became fluent in the language as he developed from a 250-pound tight end into a 315-pound lineman who started his final 25 games at tackle for the Cougars. Vollmer's collegiate career created interest from the NFL where the Patriots drafted him in the second round of the 2009 draft. Nicknamed "Seabass" during his playing days at Houston, a nickname that has carried over to the NFL.



WR WES WELKER NEWS & NOTES

WELKER LEADS NFL IN RECEPTIONS SINCE 2007

Wes Welker leads the NFL with 557 receptions since the start of 2007. He is the first player to reach 300 receptions in his first 40 games with a new team. Welker led the NFL in 2011 with 122 receptions and led the AFC and finished second in the NFL with 1,569 receiving yards. He had 22 more receptions than the next wide receiver (Roddy White (ATL) with 100).



2007-PRESENT NFL REC. LEADERS

| Player | Team | Rec. | Yds | TD |
|-------------------|-------------|------------|--------------|-----------|
| Wes Welker | NE | 557 | 6,119 | 31 |
| Brandon Marshall | DEN/MIA/CHI | 483 | 6,057 | 33 |
| Reggie Wayne | IND | 481 | 6,369 | 36 |
| Roddy White | ATL | 477 | 6,509 | 42 |

WELKER NEEDS ONE MORE RECEPTION TO CEOME ALL-TIME FRANCHISE LEADER

Welker caught three passes in the 2012 season opener at Tennessee to push his Patriots total to 557 career receptions, which ties him with Troy Brown for first on the Patriots all-time list. On Nov. 13, 2011 vs. the New York Jets, Welker became the third Patriots player to reach 500 receptions as a member of the Patriots, joining Troy Brown (557) and Stanley Morgan (534).

WELKER REACHED 1,000 YARDS FOR A PATRIOTS RECORD FOURTH TIME

Welker reached 1,000 yards for the fourth time as a member of the Patriots in a win at the New York Jets on Nov. 13, 2011. He finished the 2011 season with a franchise record 1,569 yards. The four 1,000-yard seasons are the most by a Patriots receiver.

MOST 1,000-YARD RECEIVING SEASONS IN PATRIOTS HISTORY

- 4 **Wes Welker (2007-09, 11)**
- 3 Randy Moss (2007-09)
- 3 Stanley Morgan (1979, 1981, 1986)

WELKER SETS FRANCHISE RECORD IN 2011

Wes Welker had a career-high of 1,569 receiving yards in 2011 for a new franchise record. He surpassed Randy Moss, who had 1,493 yards in 2007.

PATRIOTS SINGLE-SEASON RECEIVING YARD LEADERS

| Player | Season | Yds | Rec. | TD |
|-------------------|-------------|-------------|------------|----------|
| Wes Welker | 2011 | 1569 | 122 | 9 |
| Randy Moss | 2007 | 1493 | 98 | 23 |
| Stanley Morgan | 1986 | 1491 | 84 | 10 |
| Wes Welker | 2009 | 1348 | 123 | 4 |
| Rob Gronkowski | 2011 | 1327 | 90 | 17 |

WELKER BECOMES 2ND PLAYER IN NFL HISTORY WITH TWO 120-CATCH SEASONS

Welker led the NFL with 122 receptions in 2011, a total that is tied for the fourth-highest single-season total in NFL history. The 120-plus catch season was the second time in Welker's career he has passed the 120-reception mark (123 in 2009 and 122 in 2011), joining Cris Carter (122 in 1995 and 122 in 1994) as the only players to have 120-plus receptions twice in a career.

MOST RECEPTIONS IN A SEASON

| Player | Team | Year | Receptions |
|-------------------|--------------------|-------------|------------|
| Marvin Harrison | Indianapolis | 2002 | 143 |
| Wes Welker | New England | 2009 | 123 |
| Herman Moore | Detroit | 1995 | 123 |
| Wes Welker | New England | 2011 | 122 |
| Cris Carter | Minnesota | 1995 | 122 |
| Cris Carter | Minnesota | 1994 | 122 |
| Jerry Rice | San Francisco | 1995 | 122 |

Most receptions in a season by a Patriots Player

| Player | Year | Receptions |
|-------------------|-------------|------------|
| Wes Welker | 2009 | 123 |
| Wes Welker | 2011 | 122 |
| Wes Welker | 2007 | 112 |
| Wes Welker | 2008 | 111 |
| Troy Brown | 2001 | 101 |

WELKER SETS PERSONAL BEST WITH NINE TOUCHDOWNS IN 2011

Welker caught a 24-yard touchdown in the third quarter at Washington (12/11/11) for his personal-best ninth touchdown of the season. His previous best was eight touchdowns in 2007.

WELKER TIED FOR 7TH ON PATS LIST WITH 31 TOUCHDOWNS

Welker (31) is tied with Troy Brown for seventh on the Patriots' all-time receiving list for touchdowns. Irving Fryar is in sixth place with 38 receiving touchdowns.

WELKER FINISHED WITH JUST UNDER 8 RECEPTIONS PER GAME IN 2011

Welker averaged 7.6 receptions per game in 2011, totaling 122 receptions in 16 games. The NFL record for highest average per game in a season is 8.9 by Marvin Harrison in 2002. Harrison in 2002 and Welker in 2009 with 8.8 are the only NFL players to average 8.0 or more receptions per game.

NFL Highest Average Per Game/Season

| Player | Season | Average |
|--------------------------------|-------------|------------|
| Marvin Harrison (Indianapolis) | 2002 | 8.9 |
| Wes Welker (Patriots) | 2009 | 8.8 |
| Herman Moore (Detroit) | 1995 | 7.7 |
| Lionel Taylor (Denver) | 1960 | 7.7 |
| Wes Welker (Patriots) | 2011 | 7.6 |
| Cris Carter (Minnesota) | 1994 | 7.6 |
| Cris Carter (Minnesota) | 1995 | 7.6 |
| Jerry Rice (San Francisco) | 1995 | 7.6 |

EIGHTH TIME IN NFL HISTORY A PLAYER REACHES 1,000 YARDS IN THE NINTH GAME

Welker reached 1,000 yards in the ninth game of the 2011 season. It is an accomplishment that has happened just eight times in NFL history since the 1970 merger and for the first time since Torry Holt accomplished the feat with St. Louis in 2003. Isaac Bruce accomplished the feat two times. All eight times the accomplishment was reached in the ninth game of the season.

PLAYERS WHO REACHED 1,000 RECEIVING YARDS BY TEAMS NINTH GAME OF THE SEASON

| Player | Team | Year |
|-------------------|-----------------|-------------|
| Wes Welker | Patriots | 2011 |
| Torry Holt | St. Louis | 2003 |
| Isaac Bruce | St. Louis | 2000 |
| Marvin Harrison | Indianapolis | 2000 |
| Isaac Bruce | St. Louis | 1995 |
| Michael Irvin | Dallas | 1995 |
| Jerry Rice | San Francisco | 1990 |
| Wes Chandler | San Diego | 1982 |

WELKER BECOMES FASTEST PLAYER IN NFL HISTORY TO REACH 500 RECEPTIONS WITH ONE TEAM

Welker reached 500 receptions as a member of the Patriots in his 70th game with the team and became the fastest player to record 500 receptions with one team, surpassing Anquan Boldin (80 games with Arizona). He is the fourth player in NFL history with at least 500 catches in a five-year span. Only Marvin Harrison (five times), Cris Carter (twice) and Pro Football Hall of Famer Jerry Rice (once) have accomplished the feat.

THE PLAYERS TO REACH 500 RECEPTIONS WITH ONE TEAM IN THE FEWEST GAMES

| Player | Team | Games |
|-------------------|--------------------|-----------|
| Wes Welker | New England | 70 |
| Anquan Boldin | Arizona | 80 |

WELKER LED TEAM IN RECEPTIONS FOR FIFTH STRAIGHT YEAR

Wes Welker became the first Patriots player to lead the team in receiving in four straight years after finishing 2010 with 86 receptions. He led the team for a fifth straight season with 122 receptions in 2011. He has now led the team in receiving yards four straight seasons.



WR WES WELKER/OFFENSIVE NOTES

WELKER HAD THREE STRAIGHT 100 CATCH AND 1,000 YARD SEASONS

Welker registered his third straight season with at least 100 receptions (123) and 1,000 receiving yards (1,348) in 2009. Only four other NFL players have had three consecutive seasons of at least 100 receptions and 1,000 yards receiving: Marvin Harrison (4, 1999-02), Brandon Marshall (3, 2007-09), Herman Moore (3, 1995-97) and Jerry Rice (3, 1994-96).

WELKER JOINS RICE AND HARRISON WITH FOURTH 100-RECEPTION SEASON

Welker added seven receptions at Washington (12/11) to reach 100 receptions for the season and become the third player in NFL history with four 100-catch seasons. Welker joins Marvin Harrison and Jerry Rice as the only players with four 100-reception seasons.

MOST 100-RECEPTIONS SEASON IN NFL HISTORY

| Player | 100-reception seasons |
|-------------------|-----------------------|
| Wes Welker | 4 |
| Marvin Harrison | 4 |
| Jerry Rice | 4 |
| Brandon Marshall | 3 |
| Herman Moore | 3 |
| Andre Johnson | 3 |
| Reggie Wayne | 3 |

WELKER: 7.1 CATCHES PER GAME SINCE 2007

Wes Welker is averaging 7.1 receptions per game since joining New England in 2007. His 7.1 average is the highest in the NFL during that time.

MOST RECEPTIONS PER GAME SINCE 2007

(Minimum-20 games)

| Player | Team | Average |
|-------------------|-----------------------------|------------|
| Wes Welker | New England Patriots | 7.1 |
| Andre Johnson | Houston Texans | 6.5 |
| Brandon Marshall | Denver/Miami/Chicago | 6.3 |

WELKER TIES NFL RECORD FOR 10-PLUS CATCH GAMES IN A SEASON WITH SEVEN IN 2009

Welker had seven 10-plus reception games in 2009 season to tie the NFL record for most 10-plus reception games in a single season. Andre Johnson of Houston had seven 10-plus reception games in 2008.

PATRIOTS MOST GAMES WITH 10-PLUS CATCHES

No. of 10-plus reception games for the Patriots

| | |
|-------------------|-----------|
| Wes Welker | 14 |
| Ben Coates | 5 |
| Troy Brown | 5 |

WELKER TIES NFL RECORD WITH THREE GAMES OF 8 RECEPTIONS, 150 YARDS AND A TD

Welker is already tied with six other players as the only players in NFL history to have at least eight receptions, 150 receiving yards and at least one touchdown three times in a single season with three such games in 2011.

PLAYERS TIED FOR NFL RECORD OF THREE GAMES WITH 8+ REC, 150+ YDS, AND 1+ TD IN A SINGLE SEASON

| Player | Year |
|-------------------|-------------|
| Wes Welker | 2011 |
| Randy Moss | 2003 |
| Tim Brown | 1995 |
| Isaac Bruce | 1995 |
| Jerry Rice | 1993 |
| Sterling Sharpe | 1989 |
| Roy Green | 1984 |

WELKER SETS FRANCHISE RECORDS

Welker had a career-high 217 receiving yards to set a franchise record at Buffalo (9/25/11). The previous record was set by Terry Glenn when he had 214 at Cleveland on Oct. 3, 1999. It is the second 200-yard performance in franchise history. Welker's previous best was 192 yards vs. the New York Jets (11/22/09). Welker's 16 receptions at Buffalo are also a personal best and are tied with Troy Brown for the franchise mark. Brown had 16 vs. Kansas City on Sept. 22, 2001. Welker's previous best were the 15 he had vs. the New York Jets (11/22/09)

WELKER TIED FOR THIRD AMONG ACTIVE PLAYERS WITH 14 10-PLUS RECEPTION GAMES

Welker now has 14 10-plus reception games in his career.

Most Games with 10+ receptions/Active Players

| | |
|----------------------|---------------------|
| 15 Andre Johnson | 12 Anquan Boldin |
| 14 Wes Welker | 12 Brandon Marshall |
| 14 Reggie Wayne | |

MOST GAMES WITH 10+ RECEPTIONS IN NFL HISTORY


| | |
|----------------------|---------------------|
| 17 Jerry Rice | 13 Tim Brown |
| 16 Marvin Harrison | 12 Anquan Boldin |
| 15 Andre Johnson | 12 Brandon Marshall |
| 14 Wes Welker | |
| 14 Cris Carter | |
| 14 Reggie Wayne | |

WELKER IS STREAKING

Welker has a streak of 95 straight regular-season games with at least one reception. He has caught at least one pass in each of his 85 games with the Patriots, including seven postseason games. The last time that Welker did not catch a pass in a game was December 24, 2005 when he was with Miami. He has caught at least one pass in 78 consecutive regular-season games with the Patriots to extend a franchise record. TE Ben Coates originally set the record with 63

WOODHEAD GOES FROM DIVISION II TO THE NFL

Danny Woodhead was a standout at Division II Chadron State in Nebraska. He averaged 178.9 yards per game and totaled 101 rushing touchdowns during his collegiate career. Woodhead's outstanding junior and senior seasons earned him two Harlon Hill Trophies, the Division II equivalent to the Heisman Trophy. He is one of just three players to ever win two or more Harlon Hill Trophies, joining Texas A&M University-Kingsville running back Johnny Bailey, who won it three times (1987-89) before playing six seasons in the NFL for the Bears, Cardinals, and Rams. Valdosta State University's Dusty Bonner was the only other player to win the Harlon Hill Trophy multiple times (2000 and 2001).



DANNY WOODHEAD HAS SECOND HIGHEST RUSHING AVERAGE

Danny Woodhead's career average of 5.10 is the second best ever in franchise history among any players with at least 100 rushing attempts.

HIGHEST CAREER RUSHING AVERAGE/ PATRIOTS HISTORY

(Minimum 100 rushes)

| Player | Rushes | Yds | Avg. |
|--------------------|------------|------------|-------------|
| Jim Plunkett | 159 | 817 | 5.14 |
| D. Woodhead | 180 | 918 | 5.10 |
| Steve Grogan | 445 | 2176 | 4.89 |

DANNY WOODHEAD SET TEAM MARK FOR RUSHING AVERAGE IN 2010

Danny Woodhead finished the 2010 season with 97 rushes for 547 yards, with his average of 5.64 yards per carry setting a new team record (minimum 90 rushing attempts). Woodhead topped Don Calhoun's previous team mark of 5.59 yards per carry in 1976 (129 attempts for 721 yards).

MOST YARDS PER CARRY / SINGLE SEASON PATRIOTS HISTORY

(Minimum 90 rushes)

| Player | Year | Gm | Rush | Yds | Avg. | Lg |
|--------------------|-------------|-----------|-----------|------------|-------------|------------|
| D. Woodhead | 2010 | 14 | 97 | 547 | 5.64 | 36t |
| Don Calhoun | 1976 | 14 | 129 | 721 | 5.59 | 54 |
| Mosi Tatupu | 1983 | 16 | 106 | 578 | 5.45 | 55 |



PATRIOTS DEFENSIVE NOTES

KYLE ARRINGTON TIED FOR NFL LEAD WITH SEVEN INTERCEPTIONS IN 2011

Kyle Arrington, who had just two interceptions during his entire college career at Hofstra, tied for the NFL lead with a career-high seven interceptions in 2011. The last Patriots player to lead the league in interceptions was Asante Samuel with 10 in 2006. Arrington had two games in 2011 with two picks: at Buffalo on Sept. 25 and vs. Kansas City on Nov. 21.

2011 NFL INTERCEPTION LEADERS

| Player | Team | Int | Yds | Avg | Lg | TD |
|-----------------------|-----------|----------|-----------|-------------|-----------|----------|
| Kyle Arrington | NE | 7 | 92 | 13.1 | 28 | 0 |
| Eric Weddle | SD | 7 | 89 | 12.7 | 26 | 0 |
| Charles Woodson | GB | 7 | 63 | 9.0 | 30t | 1 |

PATRICK CHUNG'S JOURNEY TO THE NFL

Long before S Patrick Chung picked up flag football as a teen, his mother, Jamaican recording artist Sophia George, had preached about being a tough man in a song. Her hit single, "Girlie Girlie" – a traditional reggae song which pokes fun at a boy who was not man enough – topped the charts in 1985. Chung is aware that among his talents he was born with, such as speed and agility, singing is not one of them. Chung possesses a great sense of pride in his unique heritage – his mother is Jamaican and his father is half Jamaican and half Chinese, was born in Jamaica and moved to California at age 12 where he started to play football as a freshman in high school. Chung went on to star at Oregon, where he holds the distinction of starting more games than any other defensive player in school history with 51 starts. He originally entered the draft as a junior, but ultimately decided to return for his senior season. Pinned to the back of his locker is a reminder of the support he has gotten - a Jamaican flag that represents his family's heritage.



STEVE GREGORY WAS ABOUT TO ENTER THE POLICE ACADEMY UNTIL SAN DIEGO CALLED

Steve Gregory's father and stepmother are New York City police officers and both were on duty during the events of September 11, 2001. Following his college career at Syracuse, Gregory took the test to enter the police academy. He found out he passed the test on the same day that the San Diego Chargers called him to offer him a free agent contract.

DONT'A HIGHTOWER WEARS TEDY BRUSCHI'S JERSEY #54

As a first round draft pick, Dont'a Hightower is used to high expectations. Hightower went to training camp with jersey #45 but was switched to jersey #54 prior to the start of the regular season. Former LB Tedy Bruschi wore #54 for 13 seasons. Hightower understands the importance of the number and hopes to live up to its legacy. "I definitely feel honored to be able to wear this number," Hightower said. "I've read that Tedy didn't want it to be retired and he hoped another linebacker would come in and be able to wear this number and be able to play as well. I feel honored. Tedy was a great player, and he means a lot to this organization. I'm definitely proud to be able to wear this number. I'm not too big on fueling the hype, but hopefully I'll be able to go out and play and have as much success as he did."

2012 FIRST ROUND PICK CHANDLER JONES FOLLOWS IN BROTEHRS FOOTSTEPS

Chandler Jones has two brothers, including Arthur, a fifth-round NFL Draft selection by the Baltimore Ravens in 2010, who was a Syracuse defensive tackle, and John "Bones" Jones, a UFC fighter and the reigning Light Weight Champion.

CHANDLER'S PERK OF BEING IN THE NFL

Chandler Jones was excited to get the Madden football game and play himself: "I've always put myself in Madden Manually, but now that I can actually buy the game and see myself already installed in the game, it's great."

STILL RECEIVING THE LOVE

Kyle Love continues to receive motivation from his father, retired Army colonel Anthony Love. Every game day, his father sends him a text message with words of encouragement to get him excited. His dad has been motivating him since middle school and the message has always remained the same: "Give the coaches a reason to keep you."

KYLE LOVE 'MINI-V' FOLLOWS WILFORK

Kyle Love has been looking up to Vince Wilfork since his days at Mississippi State, when his teammates dubbed him "Mini-V" for his resemblance to the Patriots defensive tackle. The nickname led Love to closely monitor Wilfork as he finished his playing days with the Bulldogs. Little did he know that he would get the chance to watch Wilfork from an even closer perspective – lined up next to him on the Patriots defensive line. "I stay close to that guy always. Watch me out here, I'm right beside him, no matter what," Love told the *Boston Globe*. Now that they're on the same team, Wilfork has become an even bigger influence, like a big brother, according to Love.

STERLING MOORE RECORDS FIRST CAREER INTERCEPTIONS

Rookie Sterling Moore intercepted his first pass of his career at the Buffalo 25-yard line in the third quarter in the season-finale (1/1/12). The Patriots converted the turnover into a touchdown to give the Patriots their first lead of the game. He intercepted his second pass in the fourth quarter and returned it 21 yards for a touchdown.

MAYO OVER 100 TACKLES FOR THE FOURTH STRAIGHT YEAR

LB Jerod Mayo finished the 2011 season with 103 tackles, registering 100 tackles for the fourth straight year. He is the first player in New England history to register 100 tackles in his first four NFL seasons. He is the fifth Patriots player to register at least four consecutive 100 tackle seasons.



100 Tackles in at least four consecutive seasons/Patriots

- 6 Fred Marion (1985-1990)
- 5 Lawyer Milloy (1997-2001)
- 5 Vincent Brown (1991-1995)
- 4 Jerod Mayo (2008-2011)**
- 4 Steve Nelson (1979-82)

MAYO LED NFL WITH 193 TOTAL TACKLES IN 2010

Mayo finished first in the NFL with a career-high 193 total tackles in 2010 with two 19-tackle games: vs. BLT (10/17) and vs. GB (12/19). His 193 tackles are the highest since LB Steve Nelson had 207 tackles in 1984 and are the third highest in team history. Mayo had 10 games in 2010 with 10-plus tackles.

Patriots Single Season Tackle Leaders All-Time

| Year | Player | Tackles |
|-------------|----------------------|------------|
| 1983 | LB Clayton Weishuhn | 229 |
| 1984 | LB Steve Nelson | 207 |
| 2010 | LB Jerod Mayo | 193 |
| 1980 | LB Steve Nelson | 186 |

MAYO REGISTERS FIRST TWO CAREER INTERCEPTIONS IN 2011

Mayo registered his first two career interceptions in consecutive games – vs. Indianapolis (12/4) and at Washington (12/11). He clinched the win at Washington when he intercepted a Redskins pass at the New England 9-yard line to seal the 34-27 win.



DEFENSIVE NOTES/SPECIAL TEAMS

MAYO IS A YOUNG LEADER

Jerod Mayo learned knowledge and discipline are the keys to success while spending afternoons with his three brothers under the supervision of their grandfather, Walter Johnson, a retired Air Force veteran of 30 years. While Mayo's mother worked two jobs, Johnson taught the boys discipline, responsibility and the value of life. Those lessons helped Mayo develop a work ethic and demeanor that has earned him the nickname of "Old Soul" from his teammates. His leadership skills and talent helped him become only the second Patriot to be named AFC Rookie of the Year, earning that title in 2008 to join Michael Haynes (1976)

DOUBLE TROUBLE: CB DEVIN MCCOURTY

After being selected by the Patriots in the first round of the 2010 NFL Draft, CB Devin McCourty became part of a select group in league history. McCourty's identical twin brother, Jason, is a cornerback with Tennessee, selected in the sixth round of the 2009 NFL Draft. The two are the 12th set of twins to play in the NFL. Devin redshirted for the 2005 season and therefore was a year behind his brother in eligibility. McCourty is the second twin to suit up for the Patriots, after CB Kato Serwanga was a member of the team from 1998-2000. His twin brother, Wasswa, played for San Francisco and Minnesota from 1999-2001. According to McCourty's mother, the two can only be told apart by tiny scars on their faces left by chickenpox. The McCourty twins are one of three active sets of twins playing in the NFL.


Current Twins Playing in the NFL

Devin (NE) and Jason McCourty (TEN)

Pat (ARI) and Paul McQuistan (SEA)
Maurkice (PIT) and Mike Pouncey (MIA)

ROB NINKOVICH: WHERE DID HE COME FROM?

Rob Ninkovich's journey to the Patriots was not easy. He entered the league as a fifth-round pick by the Saints in 2006 and was waived four times by New Orleans and Miami before landing in New England on Aug. 2, 2009. He spent the 2009 offseason trying to make the New Orleans team as a long snapper. Before coming to the Patriots, he had appeared in just eight games over three years. He doubled that total in his first year in New England, appearing in 15 games in 2009 and his role on the team has grown since. He finished with 58 total tackles, four sacks, broke up three passes and had 11 special teams stops in 2010. He also had two interceptions, both against his former team, the Miami Dolphins. He tied for the AFC lead in fumble recoveries with three, with the most notable coming at San Diego on Oct. 24, 2010, when he returned a fumble 63 yards, marking the second longest fumble return in team history. He had his second 2-interception game at the New York Jets on Nov. 13, 2011 and returned his second pick 12 yards for a touchdown. Despite his success, Ninkovich told the Brockton Enterprise, "I don't want to get comfortable. You can't get comfortable because the first time you get comfortable, you're out of a job. I'm always uneasy. That keeps you going."




NINKOVICH SCORED AS A TE IN COLLEGE

Ninkovich played some at tight end in college at Purdue and caught two touchdown passes with a 2-yard touchdown pass from Dallas QB Kyle Orton and a 1-yard touchdown pass from former Indianapolis QB Curtis Painter.

VINCE WILFORK REGISTERS FIRST CAREER INTERCEPTIONS IN 2011

Vince Wilfork recorded his first career interception when he picked off QB Philip Rivers in the second quarter vs. San Diego (9/18). He had his second interception at Oakland (10/2) to join Anthony Pleasant (2001) as the only other Patriots defensive lineman to ever record two interceptions in the same season. Wilfork is one of four Patriots defensive lineman to ever record two interceptions overall, joining Pleasant, Richard Seymour and Henry Thomas.



WILFORK SCORES FIRST NFL TOUCHDOWN IN 2011

Wilfork recovered a fumble in the end zone at Washington (12/11) for his first touchdown. DE Andre Carter sacked QB Rex Grossman in the end zone and forced a fumble and Wilfork recovered the ball for the Patriots first points in their 34-27 victory.

WILFORK WEARS HIS HEART ON HIS NECK

Wilfork wears No. 75 over his shoulder pads. Underneath hangs a gold chain locket for those who were number one in his heart: his parents. In 2002, parents David and Barbara Wilfork both passed away within five months of each other, leaving the then University of Miami star without his greatest support system. Wilfork, who lost his father to diabetes, has raised hundreds of thousands of dollars for diabetes-related causes. His annual draft day fundraiser, a bowling event he has held for eight years, is one of the longest running fundraising events held by a pro athlete in New England. For his charity work, Wilfork was awarded the 2010 New England Patriots Ron Burton Community Service Award. While he will always cherish his National Championship and Super Bowl rings, his constant reminder lies closest to his heart, a picture of his late parents at their high school prom. "I carry them with me wherever I go," Wilfork said of his parents' keepsake. "My parents pushed me to be the best I could be. The things I do and my wife does, we do out of the kindness of our heart, and we do it for the community. I never look for anything in return. My teammates are my second family. My kids, my wife, the New England Patriots – that's all I have."

EVEN STEPHEN

Since joining the Patriots as a fourth-round draft choice in 2006, Stephen Gostkowski has connected on 84.6 percent of his regular-season field goal attempts (143-for-169), achieving the best field goal percentage in Patriots history.



PATRIOTS ALL-TIME LEADERS / FIELD GOAL PCT.

(Minimum 50 Attempts)

| Player | Years | FGM | FGA | Pct. |
|---------------------------|----------------|------------|------------|-------------|
| Stephen Gostkowski | 2006-11 | 143 | 169 | .846 |
| Adam Vinatieri | 1996-05 | 263 | 321 | .819 |
| Matt Bahr | 1993-95 | 55 | 72 | .764 |
| Tony Franklin | 1984-87 | 93 | 125 | .744 |
| Jason Staurovsky | 1988-91 | 50 | 69 | .724 |

GOSTKOWSKI THIRD IN POINTS

Gostkowski led the AFC and finished third in the NFL with 143 points in 2011. The 143 points are second to the 148 he had in 2008 and the fourth highest in team history. He is third all-time in Patriots history with 722 total points

Most Points/ Patriots History

| Player | Points |
|-------------------------------------|------------|
| Adam Vinatieri (1996-05) | 1,158 |
| Gino Cappelletti (1960-70) | 1,130 |
| Stephen Gostkowski (2006-11) | 722 |
| John Smith (1974-83) | 692 |



PATRIOTS SPECIAL TEAMS NOTES

GOSTKOWSKI SIXTH BEST EVER IN FG PCT.

Stephen Gostkowski's 84.6 field goal percentage is the sixth-best among NFL kickers all-time.


| Player | Years | FGM | FGA | Pct. |
|---------------------------|----------------|------------|------------|-------------|
| Nate Kaeding | 2004-11 | 173 | 200 | 86.5 |
| Mike Vanderjagt | 1998-06 | 230 | 266 | 86.5 |
| Rob Bironas | 2005-12 | 191 | 221 | 86.4 |
| Robbie Gould | 2005-12 | 189 | 220 | 85.9 |
| Shayne Graham | 2001-12 | 217 | 253 | 85.8 |
| Stephen Gostkowski | 2006-12 | 143 | 169 | 84.6 |
| Matt Bryant | 2002-12 | 204 | 242 | 84.3 |

ZOLTAN MESKO: COMING TO AMERICA

P Zoltan Mesko was born in Timisoara, Romania on the Romania-Hungary border. On Many occasions in 1989, during the communist revolutions, his family was forced to take cover to avoid gun shots from the armies. Even after the fall of the Berlin Wall, his family lived in poverty. His family left Romania when his father won a United States Permanent Resident Card (green card) in the Diversity Immigrant Visa Lottery in 1997 when Mesko was 11. "I survived a war," he noted. "I was coming from a really low point growing up, with communism and a very adverse economic situation. Coming over here, I'm very grateful for where I am. It happens by luck that I am here," he said. "When my dad applied for the green card lottery, there were 20 million applicants and 55,000 winners. That's a percentage in itself that tells you I am lucky to be here."

MESKO DISCOVERS FOOTBALL

An avid soccer player from his days in Romania, Mesko had a strong leg. It was only when he came to America that he discovered his leg could take him places. In eighth grade, Mesko was playing kickball in the gym when he kicked the ball so high that he broke a light fixture. He was given a choice: pay for the light fixture or play football. The choice was an easy one—Mesko decided to play football. His leg would land him numerous Division I scholarships and admission offers from Ivy League schools. From those, Mesko chose to play football at Michigan.



MESKO SETS FRANCHISE RECORD WITH A 46.5 AVERAGE IN 2011

Mesko led the AFC and finished third in the NFL in 2011 with a 41.5 net average. His 46.5 average overall in 2011 is the best in team history, topping the 45.8 average by Tom Tupa in 1997.

MESKO HAS SIXTH-BEST NET AVERAGE IN NFL HISTORY IN 2011

Mesko finished the 2011 season with a 41.5 net average, the sixth-best net average in NFL history. It marked just the 24th time in NFL history that a player finished a season with a net average over 40 yard.

BEST NET AVERAGE IN NFL HISTORY/SEASON

| Player | Year | Net Average |
|--------------------------------|-------------|-------------|
| Andy Lee (San Francisco) | 2011 | 44.0 |
| Shane Lechler (Oakland) | 2009 | 43.9 |
| Thomas Morstead (New Orleans) | 2011 | 43.1 |
| Donnie Jones (St. Louis) | 2009 | 41.7 |
| Matt McBriar (Dallas) | 2010 | 41.7 |
| Zoltan Mesko (Patriots) | 2011 | 41.5 |



PATRIOTS KEY CONTRIBUTORS

OFFENSE

WR Wes Welker (TR-MIA, '07)

Entered the 2012 season with 554 receptions and needed four receptions to pass Troy Brown (557) and become the Patriots all-time reception leader. He had three receptions in Week 1 against Tennessee to reach 557 and tie Troy Brown for first on the Patriots all-time list...Extended his streak to 78 straight regular-season games with at least one reception as a member of the Patriots to extend his franchise record. Welker has an overall streak of 95 straight regular-season games with at least one reception, including his time with the Miami Dolphins. Welker has caught at least one pass in each of his 85 games with the Patriots, including seven postseason games. The last time that Welker did not catch a pass in a game was December 24, 2005 when he was with Miami.

Welker vs. Arizona

| G | Rec | Yds | Avg | LG | TD |
|---|-----|-----|-----|----|----|
| 2 | 7 | 68 | 9.7 | 20 | 1 |

LT Nate Solder (D1, '11)

Appeared in all 16 games in 2011, making 13 starts – 11 at right tackle and two as a tackle-eligible tight end ... Started all three postseason games at right tackle, including Super Bowl XLVI.

This is Solder's first game vs. Arizona

LG Logan Mankins (D2, '05)

Eighth-year mainstay at guard and four time Pro Bowler, has started all 105 regular-season games and all 13 postseason games in which he has appeared in since joining the Patriots in 2005.

This is Mankins' second game vs. Arizona

OL Dan Connolly (FA-'07)

Started at right guard in the 2012 season opener at Tennessee ... Took over as starting center after season-ending leg injury to Dan Koppen in the 2011 opener...Played in 13 games with 11 starts...Started at center for all three postseason games including Super Bowl XLVI against the N.Y. Giants (2/5).

This is Connolly's first game vs. Arizona

OL Marcus Cannon (D5a, '11)

Was activated of the Reserve/Non-Injury list on Nov. 15, 2011 and played in seven games on the offensive line and on special teams.

This is Cannon's first game vs. Arizona

RT Sebastian Vollmer (D2d, '09)

Inactive for 10 regular season and two playoff games in 2011 due to injury ... Returned in the postseason to start at right tackle in Super Bowl XLVI vs. the N.Y. Giants (2/5).

This is Vollmer's first game vs. Arizona



OL RYAN WENDELL (FA-'08)

Started at center in the season opener at Tennessee ... After spending his rookie season and most of the 2009 season on the practice squad, Ryan Wendell has been a key reserve on the offensive line, seeing starting assignments at center and both guard positions ... Also plays on special teams units.

This is Wendell's first game vs. Arizona

TE Rob Gronkowski (D2a, '10)

Gronkowski 2-yard touchdown reception in Week 1 against Tennessee was his 28th touchdown reception for his career, moving him into a tie for second with Russ Francis (28) for most touchdown receptions by a Patriots tight end. Ben Coates is first with 50 touchdown receptions ... Set an NFL record for receiving yards by a tight end in a single season with 1,327 in 2011. Gronkowski also set the NFL all-time record for touchdowns by a tight end in a single season, finishing with 18 (17 receiving, 1 rushing) ... Reached 20 career touchdowns faster than any tight end in NFL history (26 games). Pro Football Hall of Fame TE Mike Ditka previously held the record, achieving the feat in 31 games.

TE Aaron Hernandez (D4, '10)

Hernandez's 45 receptions in 2010 set a franchise record for most receptions by a rookie tight end, passing Greg Baty's previous rookie tight end record of 37 receptions in 1986...Finished second among AFC tight ends in receptions (79) and yards (910) in 2011.



WR Brandon Lloyd (UFA-STL, '12)

The first year Patriot led the NFL in receiving yards (1,448), receptions of 25+ yards (18) and ranked second in the league with nine receptions of 40+ yards in 2010 with Denver.

Lloyd vs. Arizona

| G | Rec | Yds | Avg | LG | TD |
|----|-----|-----|------|----|----|
| 10 | 33 | 415 | 12.6 | 28 | 3 |

QB Tom Brady (D6, '00)

Following the Patriots' Week 1 win over Tennessee Brady moved out of a tie with Fran Tarkenton and into sole possession of fifth place for most career wins by a starting quarterback with his 125th career win. Peyton Manning is in fourth place with 142 career wins (prior to today's game). Brady has won 125 of his 160 career starts, with his .781 winning percentage standing as the highest in NFL history among quarterbacks with at least 100 wins ... Became the 14th player in NFL history with 40,000 career passing yards. Brady is in 14th place all-time with 40,215 career passing yards and needs 25 passing yards to move past Johnny Unitas (40,239) into 13th place on the NFL's all-time list. Joe Montana is 12th all-time with 40,551 passing yards.

Brady vs. Arizona

| G | Att | Com | Yds | Pct. | TD | INT | LG |
|---|-----|-----|-----|------|----|-----|----|
| 1 | 26 | 15 | 219 | .577 | 2 | 2 | 27 |

RB Stevan Ridley (D3a, '11)

Had a career day in Week 1 vs. Tennessee, finishing with 125 yards on 21 carries for a 6.0-yard average. It is his first NFL 100-yard rushing day. His previous bests were 97 yards at Oakland (10/2/11) and 15 carries vs. Buffalo (1/1/12). He scored on a 1-yard run in the third quarter for his second NFL touchdown. He scored his first NFL touchdown on a 33-yard run at Oakland (10/2/11). In 2011, the Patriots had just one player finish with 100 yards rushing when BenJarvus Green-Ellis had 136 yards vs. New York Jets on Oct. 9, 2011.

RB Shane Vereen (D2b, '11)

Played in five games and finished with 15 carries for 57 yards (3.8 avg.) and one touchdown in 2011.

RB Danny Woodhead (FA-'10)

Played in 15 games with three starts in 2011, compiling 351 yards on 77 carries (4.6 avg.) and a touchdown. Caught 18 passes for 157 yards (8.7 avg.) and scored both of New England's 2-point conversions in 2011 ... Also returned 20 kickoffs for 437 yards (21.9 avg.) and added five special teams tackles ... In 2010, his 5.64 average yards per carry set a Patriots record (minimum 90 rushing attempts) and ranked fourth in the NFL.

PATRIOTS KEY CONTRIBUTORS

DEFENSE

DE Chandler Jones (D1a, '12)

In Week 1 at Tennessee, Jones forced a fumble on a 1-yard sack of Titans QB Jake Locker in the first quarter and Dont'a Hightower recovered the ball and ran 6-yards for a touchdown ... Was an All-Big East first team selection as a junior at Syracuse (2011) and an All-Big East Second team selection as a sophomore in 2010 ... Finished his three year playing career at Syracuse with 147 total tackles, 10.0 sacks and five forced fumbles.

DT Vince Wilfork (D1, '04)

Wilfork has played in 123 games with 113 starts over eight-plus seasons with the Patriots (2004-12) ... The Patriots own a 96-27 (.780) record in Wilfork's 123 career regular-season games ... Has been a Pro Bowl selection four times (2007, 2009-11).

DT Kyle Love (FA-'10)

Appeared in all 16 contests in 2011, starting 13. Finished the season with 4.0 sacks for 14 yards, 55 tackles and a fumble recovery ... Started all three postseason games and finished with nine tackles and a pass defended ... Originally joined the team as a rookie free agent in 2010.

DL Rob Ninkovich (FA-'09)

Started all 16 games 2011 and finished with career highs in tackles (62) and sacks (6.5 for 54 yards). Also scored his first career touchdown on an interception return ... Started all three playoff games and made 16 tackles, 2.0 sacks for 12.5 yards and four quarterback hits.

DL Brandon Deaderick (D7b, '10)

Started the 2011 season on the Reserve/PUP list before being activated on Oct. 29 ... After being activated, Deaderick started five of the 10 games in which he played, recording 20 tackles and 2.0 sacks on the season.



LB Jerod Mayo (D1, '08)

Appeared in 14 games and started 13 in 2011, becoming the first Patriots player to eclipse the 100-tackle mark in his first four seasons after leading the team with 103 tackles ... In 2008, Mayo became the second Patriots player to win the Associated Press Defensive Rookie of the Year Award, joining Mike Haynes ... Led the 2008 Patriots with 139 tackles, 54 more than the next best on the team.

LB Brandon Spikes (D2c, '10)

Started all three postseason games in 2011 and was second on the team with 27 tackles, including 1.0 sack and one interception and defended three others ... Started and registered a career-high 14 stops and one pass defended at Pittsburgh (10/30) ... Was limited to eight games with six starts in the regular season due to injury.

LB Don'ta Hightower (D1b, '12)

Returned a Jake Locker fumble for a 6-yard touchdown in Week 1. The fumble was caused by fellow rookie Chandler Jones ... Started 42-of-44 games at the University of Alabama...Recorded 234 tackles (101 solo), including 5.0 sacks for minus 30 yards, 21.0 stops for losses of 67 yards and 25 quarterback pressures...A finalist for the Chuck Bednarik, Butkus and Lombardi Awards, Hightower was a consensus All-American and unanimous All-SEC first-team selection in 2011.

Hightower 2011 Alabama

| G | Tot | Sol | Ast | Sk/Yds | Int/Yds | PD | FF | FR |
|----------|------------|------------|------------|---------------|----------------|-----------|-----------|-----------|
| 13 | 85 | 40 | 45 | 4.0/26.0 | 1/29 | 3 | 0 | 0 |

CB Devin McCourty (D1, '10)

Finished the 2011 season with two interceptions, 12 passes defended, 94 tackles on defense and five special teams tackles...McCourty's seven interceptions in 2010 are the second-most by a Patriots rookie in franchise history and tied for second in the NFL.

CB Kyle Arrington (FA-'09)

Started 14 of 16 games and tied Charles Woodson (Green Bay) and Eric Weddle (San Diego) for most interceptions in the league in 2011 with seven ... Notched multiple interceptions twice in 2011 – at Buffalo (9/25) and vs. Kansas City (11/21).



S Steve Gregory (UFA-SD, '12)

In 2011 Gregory played in 16 games with 13 starts at strong safety for the San Diego Chargers and finished with 67 tackles, three passes defended and one interception, which was returned for a touchdown.

S Patrick Chung (D2a, '09)

Missed eight games due to injury in 2011 ... Finished the season with 67 tackles, 1.0 sack, one interceptions and four passes defended ... Started all three playoff games including Super Bowl XLVI and made 15 tackles and defended one pass.



SECOND WINNINGEST PRO SPORTS TEAM SINCE 1994

PATRIOTS ARE SECOND WINNINGEST PRO SPORTS FRANCHISE SINCE 1994

Since the 1994 season, the Patriots have won 67.1 percent of their regular season games (194-95), compiling the second-highest winning percentage in major American professional sports over that period. Since 1994, there have been 143 franchises that have fielded teams in the five major American sports leagues (NFL, MLB, NBA, NHL and MLS).

HIGHEST WINNING PERCENTAGE IN MAJOR AMERICAN PROFESSIONAL SPORTS, 1994-PRESENT

(Regular Season – Includes National Football League, Major League Baseball, National Basketball Association, National Hockey League and Major League Soccer)

Records updated through games of September 10, 2012

| Rk | Team | Lg. | W | L | T/OTL | Pct. |
|----------|-------------------------------------|------------|------------|-----------|----------|--------------|
| 1 | San Antonio Spurs | NBA | 971 | 456 | 0 | 0.680 |
| 2 | New England Patriots | NFL | 194 | 95 | 0 | 0.671 |
| 3 | Detroit Red Wings | NHL | 816 | 359 | 185 | 0.668 |
| 4 | Los Angeles Lakers | NBA | 934 | 494 | 0 | 0.654 |
| 5 | Green Bay Packers | NFL | 185 | 104 | 0 | 0.640 |
| 6 | Pittsburgh Steelers | NFL | 184 | 104 | 1 | 0.638 |
| 7 | New Jersey Devils | NHL | 748 | 438 | 174 | 0.614 |
| 8 | Seattle Sounders FC | MLS | 57 | 30 | 34 | 0.612 |
| 9 | Utah Jazz | NBA | 867 | 561 | 0 | 0.607 |
| 10 | New York Yankees | MLB | 1785 | 1200 | 0 | 0.598 |
| 11 | Indianapolis Colts | NFL | 172 | 117 | 0 | 0.595 |
| 12 | Dallas Stars | NHL | 710 | 458 | 192 | 0.593 |
| 13 | Philadelphia Flyers | NHL | 689 | 448 | 210 | 0.589 |
| 14 | Phoenix Suns | NBA | 841 | 587 | 0 | 0.589 |
| 15 | Colorado Avalanche/Quebec Nordiques | NHL | 707 | 475 | 178 | 0.585 |
| 16 | Dallas Mavericks | NBA | 823 | 605 | 0 | 0.576 |
| 17 | Denver Broncos | NFL | 166 | 123 | 0 | 0.574 |
| 18 | Atlanta Braves | MLB | 1717 | 1273 | 0 | 0.574 |
| 19 | Philadelphia Eagles | NFL | 163 | 124 | 1 | 0.568 |
| 20 | Los Angeles Galaxy | MLS | 246 | 180 | 94 | 0.563 |
| 21 | Orlando Magic | NBA | 798 | 630 | 0 | 0.559 |
| 22 | Houston Dynamo | MLS | 85 | 60 | 69 | 0.558 |
| 23 | Vancouver Canucks | NHL | 658 | 504 | 198 | 0.557 |
| 24 | San Jose Sharks | NHL | 660 | 508 | 192 | 0.556 |
| 25 | St. Louis Blues | NHL | 651 | 501 | 207 | 0.555 |
| 26 | Miami Heat | NBA | 792 | 636 | 0 | 0.555 |
| 27 | Buffalo Sabres | NHL | 660 | 513 | 187 | 0.554 |
| 28 | Boston Red Sox | MLB | 1651 | 1340 | 0 | 0.552 |
| 29 | Oklahoma City/Seattle Thunder | NBA | 788 | 640 | 0 | 0.552 |
| 30 | Boston Bruins | NHL | 643 | 503 | 214 | 0.551 |
| 31 | Baltimore Ravens | NFL | 141 | 115 | 1 | 0.551 |
| 32 | Indiana Pacers | NBA | 785 | 643 | 0 | 0.550 |
| 33 | Ottawa Senators | NHL | 655 | 520 | 185 | 0.550 |
| 34 | Chicago Fire | MLS | 198 | 154 | 103 | 0.548 |
| 35 | Houston Rockets | NBA | 783 | 645 | 0 | 0.548 |
| 36 | Pittsburgh Penguins | NHL | 658 | 529 | 172 | 0.547 |
| 37 | Washington Capitals | NHL | 642 | 529 | 188 | 0.542 |
| 38 | Detroit Pistons | NBA | 773 | 655 | 0 | 0.541 |
| 39 | Portland TrailBlazers | NBA | 768 | 660 | 0 | 0.538 |
| 40 | Nashville Predators | NHL | 503 | 424 | 139 | 0.537 |
| 41 | Dallas Cowboys | NFL | 155 | 134 | 0 | 0.536 |
| 42 | Minnesota Vikings | NFL | 155 | 134 | 0 | 0.536 |
| 43 | St. Louis Cardinals | MLB | 1598 | 1390 | 0 | 0.535 |
| 44 | San Francisco 49ers | NFL | 153 | 136 | 0 | 0.529 |
| 45 | Toronto Maple Leafs | NHL | 627 | 548 | 185 | 0.529 |
| 46 | New York Giants | NFL | 152 | 136 | 1 | 0.528 |
| 47 | New Orleans/Charlotte Hornets | NBA | 753 | 675 | 0 | 0.527 |
| 48 | Los Angeles/Anaheim/CA Angels | MLB | 1577 | 1415 | 0 | 0.527 |
| 49 | Tennessee Titans/Houston Oilers | NFL | 152 | 137 | 0 | 0.526 |
| 50 | Los Angeles Dodgers | MLB | 1572 | 1418 | 0 | 0.526 |

NOTES: This analysis uses NFL rules when calculating winning percentage, counting ties as a half-win and a half-loss. For NHL teams, overtime losses (OTL) and ties from 2001-2004 (the NHL abolished ties in 2005-2006 and instituted a shootout system) are counted as ties when calculating winning percentage.

HIGHEST WINNING PERCENTAGE AMONG BOSTON-AREA MAJOR PROFESSIONAL SPORTS TEAMS, 1994-PRESENT

(Rankings listed below are each team's overall ranking among the 143 major American pro sports teams)

Records updated through games of September 10, 2012

| Rank | Team | Lg. | W | L | T/OTL | Pct. |
|----------|-----------------------------|------------|------------|-----------|----------|--------------|
| 2 | New England Patriots | NFL | 194 | 95 | 0 | 0.671 |
| 28 | Boston Red Sox | MLB | 1651 | 1340 | 0 | 0.552 |
| 30 | Boston Bruins | NHL | 643 | 503 | 214 | 0.551 |
| 80 | Boston Celtics | NBA | 713 | 715 | 0 | 0.499 |
| 106 | New England Revolution | MLS | 192 | 228 | 101 | 0.465 |



THE TEAM OF THE DECADE

When Robert Kraft purchased the New England Patriots in 1994, few would have thought that 17 years later the franchise would be the undisputed team of the decade in the first decade of the new millennium. Kraft brought a winning vision to the organization and dedicated his resources to building a consistent winner. On Jan. 27, 2000, Kraft hired Bill Belichick to coach the team, and three months later the team drafted then-unheralded quarterback Tom Brady, putting the final pieces in place for the Patriots to become the most successful NFL team of the 2000s. Below is a look at the accomplishments of the Patriots during the first decade of the new millennium that earned the Patriots the "Team of the Decade" moniker.

THE PATRIOTS' UNMATCHED NFL SUCCESS FROM 2000-2009

Super Bowl Titles

| | |
|--------------|---|
| New England | 3 |
| Pittsburgh | 2 |
| Baltimore | 1 |
| Indianapolis | 1 |
| New Orleans | 1 |
| N.Y. Giants | 1 |
| Tampa Bay | 1 |

Conference Titles

| | |
|--------------|---|
| New England | 4 |
| Indianapolis | 2 |
| N.Y. Giants | 2 |
| Pittsburgh | 2 |
| 10 Teams | 1 |

Division Titles

| | |
|--------------|---|
| New England | 7 |
| Indianapolis | 6 |
| Philadelphia | 5 |
| Pittsburgh | 5 |
| San Diego | 5 |

Note: The Patriots also finished tied for the division lead twice during the 2000s but lost the division title on tiebreakers in 2002 and 2008.

Playoff Wins

| | |
|--------------|----|
| New England | 14 |
| Philadelphia | 10 |
| Pittsburgh | 10 |
| Indianapolis | 9 |
| Baltimore | 8 |

Playoff Winning Percentage

| Team | W | L | Pct. |
|-------------|----|---|------|
| New England | 14 | 4 | .777 |
| New Orleans | 5 | 2 | .714 |
| Pittsburgh | 10 | 4 | .714 |
| Arizona | 4 | 2 | .667 |
| Carolina | 5 | 3 | .625 |
| Baltimore | 8 | 5 | .615 |

Playoff Games Played

| | |
|--------------|----|
| New England | 18 |
| Philadelphia | 18 |
| Indianapolis | 17 |
| Pittsburgh | 14 |
| Baltimore | 13 |
| N.Y. Giants | 11 |

Overall Wins

(Includes Regular Season and Playoffs)

| | |
|--------------|-----|
| New England | 126 |
| Indianapolis | 124 |
| Pittsburgh | 113 |
| Philadelphia | 113 |
| Baltimore | 100 |

Overall Winning Percentage

(Includes Regular Season and Playoffs)

| Team | W | L | T | Pct. |
|--------------|-----|----|---|------|
| New England | 126 | 52 | 0 | .708 |
| Indianapolis | 124 | 53 | 0 | .701 |
| Pittsburgh | 113 | 60 | 1 | .652 |
| Philadelphia | 113 | 64 | 1 | .638 |
| Green Bay | 98 | 71 | 0 | .580 |

Most Victories in a Season (Inc. Playoffs), 2000-09

| Team | Year | W |
|--------------|------|----|
| New England | 2007 | 18 |
| New England | 2003 | 17 |
| New England | 2004 | 17 |
| Baltimore | 2000 | 16 |
| St. Louis | 2001 | 16 |
| Pittsburgh | 2004 | 16 |
| Indianapolis | 2006 | 16 |
| Indianapolis | 2009 | 16 |
| New Orleans | 2009 | 16 |

Most Victories in a Single Regular Season, 2000-09

| Team | Year | W |
|--------------|------|----|
| New England | 2007 | 16 |
| Pittsburgh | 2004 | 15 |
| New England | 2003 | 14 |
| New England | 2004 | 14 |
| Indianapolis | 2005 | 14 |
| Indianapolis | 2009 | 14 |
| St. Louis | 2001 | 14 |

Playoff Games Hosted

| | |
|--------------|---|
| New England | 9 |
| Philadelphia | 9 |
| Pittsburgh | 8 |
| Indianapolis | 8 |

Major Sports League Titles, 2000-09

| | | |
|----------------------|-----|---|
| Los Angeles Lakers | NBA | 4 |
| New England Patriots | NFL | 3 |
| San Antonio Spurs | NBA | 3 |
| Boston Red Sox | MLB | 2 |
| Detroit Red Wings | NHL | 2 |
| Houston Dynamo | MLS | 2 |
| Los Angeles Galaxy | MLS | 2 |
| New Jersey Devils | NHL | 2 |
| New York Yankees | MLB | 2 |
| Pittsburgh Steelers | NFL | 2 |
| San Jose Earthquakes | MLS | 2 |

Major Sports Conference Titles, 2000-09

| | | |
|------------------------|-----|---|
| Los Angeles Lakers | NBA | 6 |
| New England Patriots | NFL | 4 |
| New England Revolution | MLS | 4 |
| Los Angeles Galaxy | MLS | 4 |
| New York Yankees | MLB | 4 |
| Detroit Red Wings | NHL | 3 |
| New Jersey Devils | NHL | 3 |
| San Antonio Spurs | NBA | 3 |

Seasons of NFL Playoff Advancement

| | |
|--------------|---|
| Philadelphia | 7 |
| New England | 6 |
| Pittsburgh | 5 |
| Baltimore | 4 |
| Indianapolis | 4 |
| Green Bay | 3 |
| Oakland | 3 |
| Seattle | 3 |
| New Orleans | 3 |



PATRIOTS FOOTBALL NETWORK

The **Patriots Football Network** (PFN) is the full portfolio of media offerings from the three-time Super Bowl Champion New England Patriots. PFN provides Patriots content produced both in-house and with media partners spanning print, television, radio and the Internet.

PATRIOTS ALL ACCESS

T Emmy-Award winning Patriots All Access airs weekly throughout the season on WBZ, Channel 4 in Boston and regional affiliates. Patriots All Access features exclusive, behind-the-scenes access and in-depth weekly features on Patriots players and personnel. Hosted by WBZ's Steve Burton, the show features weekly sit-downs with Coach Bill Belichick, including the popular "Belestrator" segment where the coach breaks down upcoming opponents. Fridays at 7:00 p.m and Sundays at 9:00 a.m. on **TV 38 in Boston; WNAC-TV in Providence**; Saturdays at 12:05 a.m. on **WMUR-TV in Manchester, N.H.** Saturdays at 5:00 a.m. on **WMTW-TV in Portland, Maine**; Saturdays at 5:00 p.m. on **WCTX-TV in Hartford, Conn.** Saturdays at 7:00 p.m. on **WFXQ-TV in Springfield, Mass.**; Sundays at 11:00 a.m. on **WVII-TV in Bangor, Maine**



TOTALLY PATRIOTS



Totally Patriots is a unique, one of a kind Patriots show aimed for the next generation of Patriots fans. This weekly, youth oriented football show allows school aged fans unprecedented access to their favorite players, enabling them to ask questions in a relaxed, informal setting.

PATRIOTS TODAY AND PATRIOTS THIS WEEK

PATRIOTS TODAY: Available daily at Patriots.com and on Verizon Fios on Demand, as well as on Verizon wireless' VCAST.

PATRIOTS THIS WEEK: Fridays 10:30 p.m. on Comcast Sports Net.

Patriots Today gives fans a daily, in-depth look at the club that is unmatched by any other outlet. The show is hosted by Jackie Brittain with daily reports from Brian Lowe and twice-weekly analysis from PFW's Paul Perillo. This daily Webcast is dedicated exclusively to the Patriots and provides daily features, reports and commentary that will satisfy every fan's daily Patriots fix. Every Friday at 10:30 a.m. on Comcast Sports Net, Jackie Brittain will bring you *Patriots This Week*, providing a thorough recap of each week's developments.

PATRIOTS.COM NEWS

Patriots.com features daily updates and exclusive content from the writers of *Patriots Football Weekly*, offering everything from breaking news to player features and the popular "Ask PFW" postings.

VIDEO

The first professional sports team website to offer streaming video provides Patriots fans with a variety of exclusive video content. Visitors can choose their channel and watch exclusive video from news to cheerleaders. Patriots.com also features video of every Patriots press conference, including postgame press conferences and Coach Belichick's weekday media updates.

AUDIO

Patriots Web Radio programming is available exclusively on Patriots.com beginning at noon each day, Monday through Friday. Kicking off the programming lineup is PFW In Progress, a daily online program that features candid commentary from the writers of *Patriots Football Weekly*. Following PFW In Progress is Patriots Playbook, hosted by John Rooke, featuring items from around the NFL. And new in 2012 is the addition of three shows from FootballNation.com including Kerry Byrne and his Cold Hard Patriots.com also offers streaming audio of every Patriots press conference, as well as archives of Patriots.com Radio shows and exclusive podcasts.

PATRIOTS MONDAY ON WEEI

WEEI Sports Radio broadcasts Patriots Monday each week, offering fans unique insight and analysis from Coach Belichick and Tom Brady in addition to other Patriots players. WEEI will broadcast Patriots Monday live from Gillette Stadium each Monday, kicking off with Dennis & Callahan at 6:00 a.m.

PATRIOTS FRIDAY ON WEEI

WEEI Sports Radio broadcasts Patriots Friday each week, offering fans a look ahead at the weekend's game, match ups and rivalries. Various Patriots players will be featured on air. WEEI will broadcast Patriots Fridays each week throughout the season, kicking off with Dennis & Callahan at 6:00 a.m., followed by Mutt and Merloni at 10:00 a.m. and The Big Show with Glenn Ordway and Michael Holley from 2:00 to 6:00 p.m.

98.5 THE SPORTS HUB PATRIOTS RADIO NETWORK

A new era in Patriots Radio history began in 2009, with the move of the game broadcasts to 98.5 FM, Boston's Sports Hub. The transition to Boston's new all-sports radio station insures that Patriots fans will continue to hear every kick, block and tackle in stereo, and without static, in crystal-clear FM quality. Fans all over New England will be able to listen in to any of 40 stations on the Safety Insurance 98.5 The Sports Hub Patriots Radio Network, starting with Patriots Preview three hours before kickoff, and capped off with Patriots Postgame for three hours after the final gun.



FLAGSHIP STATION

98.5 FM Boston's Sports Hub

MASSACHUSETTS

| | | |
|------|-------------|----------|
| WAQY | Springfield | 102.1 FM |
| WBEC | Pittsfield | 1420 AM |
| WPKZ | Fitchburg | 1280 AM |
| WNAW | N. Adams | 1230 AM |
| WBSM | New Bedford | 1420 AM |
| WPVQ | Greenfield | 95.3 FM |
| WSAR | Fall River | 1480 AM |
| WWFX | Worcester | 100.1 FM |
| WXTK | Hyannis | 95.1 FM |

MAINE

| | | |
|------|--------------|----------|
| WEBB | Augusta | 98.5 FM |
| WWMJ | Bangor | 95.7 FM |
| WBLM | Portland | 102.9 FM |
| WEGP | Presque Isle | 1390 AM |

CONNECTICUT

| | | |
|------|------------|----------|
| WCCC | Hartford | 106.9 FM |
| WGCH | Greenwich | 1490 AM |
| WINY | Putnam | 1350 AM |
| WMOS | New London | 102.3 FM |

NEW HAMPSHIRE

| | | |
|------|------------|----------|
| WTPL | Concord | 107.7 FM |
| WSAK | Hampton | 102.1 FM |
| WLKZ | Laconia | 104.9 FM |
| WKNE | Keene | 99.1 FM |
| WSHK | Portsmouth | 105.3 FM |
| WGHM | Nashua | 1590 AM |
| WPKQ | N. Conway | 103.7 FM |
| WGAM | Manchester | 1250 AM |

RHODE ISLAND

| | | |
|------|------------|---------|
| WPRO | Providence | 630 AM |
| WEAN | Providence | 99.7 FM |

NEBRASKA

| | | |
|------|------------|----------|
| KRNP | Sutherland | 100.7 FM |
|------|------------|----------|

NEW YORK

| | | |
|------|-------|---------|
| WUSP | Utica | 95.5 FM |
| WUSP | Utica | 1550 AM |
| WARD | Utica | 1480 AM |

VERMONT

| | | |
|------|--------------|----------|
| WBTN | Bennington | 1370 AM |
| WORK | Barre | 107.1 FM |
| WKVT | Brattleboro | 92.7 FM |
| WCPV | Burlington | 101.3 FM |
| WEXP | Rutland | 101.5 FM |
| WMOO | Derby Center | 92.1 FM |
| WSTJ | St Johnsbury | 1340 AM |
| WMXR | Woodstock | 93.9 FM |



2012 OFFENSIVE STATISTICS

WON 1, LOST 0

| | | | |
|-------|---------|------------------|--------|
| 09/09 | W 34-13 | at Tennessee | 69,143 |
| 09/16 | | Arizona | |
| 09/23 | | at Baltimore | |
| 09/30 | | at Buffalo | |
| 10/07 | | Denver | |
| 10/14 | | at Seattle | |
| 10/21 | | New York Jets | |
| 10/28 | | at St. Louis | |
| 11/11 | | Buffalo | |
| 11/18 | | Indianapolis | |
| 11/22 | | at New York Jets | |
| 12/02 | | at Miami | |
| 12/10 | | Houston | |
| 12/16 | | San Francisco | |
| 12/23 | | at Jacksonville | |
| 12/30 | | Miami | |

N.E. Opp.

| | | |
|--------------------|--------|--------|
| TOTAL FIRST DOWNS | 25 | 16 |
| Rushing | 13 | 1 |
| Passing | 12 | 13 |
| Penalty | 0 | 2 |
| 3rd Down: Made/Att | 6/12 | 5/14 |
| 3rd Down Pct. | 50.0 | 35.7 |
| 4th Down: Made/Att | 0/0 | 1/2 |
| 4th Down Pct. | 0.0 | 50.0 |
| POSSESSION AVG. | 31:01 | 28:59 |
| TOTAL NET YARDS | 390 | 284 |
| Avg. Per Game | 390.0 | 284.0 |
| Total Plays | 67 | 61 |
| Avg. Per Play | 5.8 | 4.7 |
| NET YARDS RUSHING | 162 | 20 |
| Avg. Per Game | 162.0 | 20.0 |
| Total Rushes | 35 | 16 |
| NET YARDS PASSING | 228 | 264 |
| Avg. Per Game | 228.0 | 264.0 |
| Sacked/Yards Lost | 1/8 | 2/8 |
| Gross Yards | 236 | 272 |
| Att./Completions | 31/23 | 43/29 |
| Completion Pct. | 74.2 | 67.4 |
| Had Intercepted | 0 | 1 |
| PUNTS/AVERAGE | 4/38.5 | 4/52.3 |
| NET PUNTING AVG. | 4/33.5 | 4/45.5 |
| PENALTIES/YARDS | 3/20 | 3/30 |
| FUMBLES/BALL LOST | 0/0 | 1/1 |
| TOUCHDOWNS | 4 | 1 |
| Rushing | 1 | 0 |
| Passing | 2 | 1 |
| Returns | 1 | 0 |

* SCORE BY PERIODS Q1 Q2 Q3 Q4 OT PTS

| | | | | | | |
|-----------|---|----|---|---|---|----|
| TEAM | 7 | 14 | 7 | 6 | 0 | 34 |
| OPPONENTS | 3 | 0 | 7 | 3 | 0 | 13 |

* SCORING TD-Ru-Pa-Rt K-PAT FG S PTS

| | | | | | | | | |
|------------|---|---|---|---|------|------|---|----|
| Gostkowski | 0 | 0 | 0 | 0 | 4/ 4 | 2/ 2 | 0 | 10 |
| Gronkowski | 1 | 0 | 1 | 0 | | | 0 | 6 |
| Hernandez | 1 | 0 | 1 | 0 | | | 0 | 6 |
| Hightower | 1 | 0 | 0 | 1 | | | 0 | 6 |
| Ridley | 1 | 1 | 0 | 0 | | | 0 | 6 |
| TEAM | 4 | 1 | 2 | 1 | 4/ 4 | 2/ 2 | 0 | 34 |
| OPPONENTS | 1 | 0 | 1 | 0 | 1/ 1 | 2/ 2 | 0 | 13 |

2-Pt Conv: TM 0-0, OPP 0-0

SACKS: Cunningham 1, C. Jones 1, TM 2, OPP 1

FUM/LOST:

| * RUSHING | No. | Yds | Avg | Long | TD |
|-----------|-----|-----|-----|------|----|
| Ridley | 21 | 125 | 6.0 | 17 | 1 |
| Woodhead | 6 | 20 | 3.3 | 6 | 0 |
| Bolden | 5 | 11 | 2.2 | 9 | 0 |
| Hernandez | 1 | 5 | 5.0 | 5 | 0 |
| Brady | 2 | 1 | 0.5 | 2 | 0 |
| TEAM | 35 | 162 | 4.6 | 17 | 1 |
| OPPONENTS | 16 | 20 | 1.3 | 9 | 0 |

| * RECEIVING | No. | Yds | Avg | Long | TD |
|-------------|-----|-----|------|------|----|
| Gronkowski | 6 | 60 | 10.0 | 28 | 1 |
| Hernandez | 6 | 59 | 9.8 | 23t | 1 |
| Lloyd | 5 | 69 | 13.8 | 27 | 0 |
| Welker | 3 | 14 | 4.7 | 8 | 0 |
| Ridley | 2 | 27 | 13.5 | 20 | 0 |
| Edelman | 1 | 7 | 7.0 | 7 | 0 |
| TEAM | 23 | 236 | 10.3 | 28 | 2 |
| OPPONENTS | 29 | 272 | 9.4 | 35 | 1 |

| * INTERCEPTIONS | No. | Yds | Avg | Long | TD |
|-----------------|-----|-----|-----|------|----|
| Wilson | 1 | 0 | 0.0 | 0 | 0 |
| TEAM | 1 | 0 | 0.0 | 0 | 0 |
| OPPONENTS | 0 | 0 | --- | --- | 0 |

| * PUNTING | No. | Yds | Avg | Net | TB | In | Lg | B |
|-----------|-----|-----|------|------|----|----|----|---|
| Mesko | 4 | 154 | 38.5 | 33.5 | 1 | 3 | 51 | 0 |
| TEAM | 4 | 154 | 38.5 | 33.5 | 1 | 3 | 51 | 0 |
| OPPONENTS | 4 | 209 | 52.3 | 45.5 | 0 | 2 | 56 | 0 |

| * PUNT RETURNS | Ret | FC | Yds | Avg | Long | TD |
|----------------|-----|----|-----|-----|------|----|
| Edelman | 3 | 0 | 27 | 9.0 | 14 | 0 |
| TEAM | 3 | 0 | 27 | 9.0 | 14 | 0 |
| OPPONENTS | 0 | 1 | 0 | --- | --- | 0 |

| * KICKOFF RETURNS | No. | Yds | Avg | Long | TD |
|-------------------|-----|-----|------|------|----|
| McCourty | 1 | 28 | 28.0 | 28 | 0 |
| Slater | 1 | 19 | 19.0 | 19 | 0 |
| TEAM | 2 | 47 | 23.5 | 28 | 0 |
| OPPONENTS | 4 | 98 | 24.5 | 30 | 0 |

| * FIELD GOALS | 1-19 | 20-29 | 30-39 | 40-49 | 50+ |
|---------------|------|-------|-------|-------|-----|
| Gostkowski | 0/ 0 | 1/ 1 | 1/ 1 | 0/ 0 | 0/0 |
| TEAM | 0/ 0 | 1/ 1 | 1/ 1 | 0/ 0 | 0/0 |
| OPPONENTS | 0/ 0 | 2/ 2 | 0/ 0 | 0/ 0 | 0/0 |

Gostkowski: (25G,31G)

OPP: (28G,24G)

| * PASSING | Att | Cmp | Yds | Cmp% | Yds/Att | TD | TD% | Int | Int% | Long | Sack/Lost | Rating |
|-----------|-----|-----|-----|------|---------|----|-----|-----|------|------|-----------|--------|
| Brady | 31 | 23 | 236 | 74.2 | 7.61 | 2 | 6.5 | 0 | 0.0 | 28 | 1/ 8 | 117.1 |
| TEAM | 31 | 23 | 236 | 74.2 | 7.61 | 2 | 6.5 | 0 | 0.0 | 28 | 1/ 8 | 117.1 |
| OPPONENTS | 43 | 29 | 272 | 67.4 | 6.33 | 1 | 2.3 | 1 | 2.3 | 35 | 2/ 8 | 82.7 |



2012 DEFENSIVE STATISTICS

Tackle Statistics based on Play-by-Play

| PLAYER Name | TACKLES | | | SACKS | | | INTERCEPTIONS | | | | FUMBLES | | | | SP. TEAMS | | | | | |
|---------------------|-----------|-----------|-----------|------------|------------|----------|---------------|----------|----------|----------|----------|----------|----------|----------|-----------|----------|----------|----------|----------|----------|
| | TT | UT | A | S | Yds | QH | Int | Yds | TD | PD | FF | FR | Yds | TD | TT | UT | A | FF | FR | |
| Jerod Mayo | 13 | 9 | 4 | 0.0 | 0.0 | 0 | 0 | 0 | 0 | 1 | 0 | 0 | 0 | 0 | 0 | 0 | 0 | 0 | 0 | 0 |
| Devin McCourty | 7 | 5 | 2 | 0.0 | 0.0 | 0 | 0 | 0 | 0 | 2 | 0 | 0 | 0 | 0 | 0 | 0 | 0 | 0 | 0 | 0 |
| Dont'a Hightower | 5 | 4 | 1 | 0.0 | 0.0 | 0 | 0 | 0 | 0 | 0 | 0 | 1 | 6 | 1 | 0 | 0 | 0 | 0 | 0 | 0 |
| Chandler Jones | 5 | 3 | 2 | 1.0 | 1.0 | 1 | 0 | 0 | 0 | 0 | 1 | 0 | 0 | 0 | 0 | 0 | 0 | 0 | 0 | 0 |
| Tevon Wilson | 4 | 3 | 2 | 0.0 | 0.0 | 0 | 1 | 0 | 0 | 2 | 0 | 0 | 0 | 0 | 0 | 0 | 0 | 0 | 0 | 0 |
| Ras-I Dowling | 4 | 3 | 1 | 0.0 | 0.0 | 0 | 0 | 0 | 0 | 0 | 0 | 0 | 0 | 0 | 0 | 0 | 0 | 0 | 0 | 0 |
| Patrick Chung | 4 | 2 | 2 | 0.0 | 0.0 | 0 | 0 | 0 | 0 | 0 | 0 | 0 | 0 | 0 | 0 | 0 | 0 | 0 | 0 | 0 |
| Jermaine Cunningham | 3 | 2 | 1 | 1.0 | 7.0 | 1 | 0 | 0 | 0 | 0 | 0 | 0 | 0 | 0 | 0 | 0 | 0 | 0 | 0 | 0 |
| Kyle Arrington | 2 | 2 | 0 | 0.0 | 0.0 | 0 | 0 | 0 | 0 | 1 | 0 | 0 | 0 | 0 | 0 | 0 | 0 | 0 | 0 | 0 |
| Steve Gregory | 2 | 1 | 1 | 0.0 | 0.0 | 0 | 0 | 0 | 0 | 0 | 0 | 0 | 0 | 0 | 0 | 0 | 0 | 0 | 0 | 0 |
| Kyle Love | 2 | 1 | 1 | 0.0 | 0.0 | 0 | 0 | 0 | 0 | 0 | 0 | 0 | 0 | 0 | 0 | 0 | 0 | 0 | 0 | 0 |
| Vince Wilfork | 1 | 1 | 0 | 0.0 | 0.0 | 1 | 0 | 0 | 0 | 0 | 0 | 0 | 0 | 0 | 0 | 0 | 0 | 0 | 0 | 0 |
| Brandon Spikes | 1 | 1 | 0 | 0.0 | 0.0 | 0 | 0 | 0 | 0 | 0 | 0 | 0 | 0 | 0 | 0 | 0 | 0 | 0 | 0 | 0 |
| Brandon Deaderick | 1 | 1 | 0 | 0.0 | 0.0 | 0 | 0 | 0 | 0 | 0 | 0 | 0 | 0 | 0 | 0 | 0 | 0 | 0 | 0 | 0 |
| Trevor Scott | 0 | 0 | 0 | 0.0 | 0.0 | 1 | 0 | 0 | 0 | 0 | 0 | 0 | 0 | 0 | 0 | 0 | 0 | 0 | 0 | 0 |
| Nate Ebner | 0 | 0 | 0 | 0.0 | 0.0 | 0 | 0 | 0 | 0 | 0 | 0 | 0 | 0 | 0 | 2 | 2 | 0 | 0 | 0 | 0 |
| Tracy White | 0 | 0 | 0 | 0.0 | 0.0 | 0 | 0 | 0 | 0 | 0 | 0 | 0 | 0 | 0 | 1 | 1 | 0 | 0 | 0 | 0 |
| Steven Gostkowski | 0 | 0 | 0 | 0.0 | 0.0 | 0 | 0 | 0 | 0 | 0 | 0 | 0 | 0 | 0 | 1 | 1 | 0 | 0 | 0 | 0 |
| Totals | 54 | 38 | 17 | 2.0 | 8.0 | 4 | 1 | 0 | 0 | 6 | 1 | 1 | 6 | 1 | 4 | 4 | 0 | 0 | 0 | 1 |

| FUMBLES - LOST (0-0) | | | | |
|----------------------|------|-----|---|------|
| No. | Lost | Own | | O.B. |
| | | Rec | | |
| 0 | 0 | 0 | 0 | 0 |

| MISC. OFFENSIVE STATS | | | | |
|-----------------------|-----|----|----|---|
| Tkl | Ast | FF | FR | |
| 0 | 0 | 0 | 0 | 0 |

| KEY | |
|-----------------------|--------------------------------------|
| TT-Total Tackles | Int/Yds-Interceptions/Yards Returned |
| UT-Unassisted Tackles | PD-Passes Defensed |

| BLOCKED KICKS | | |
|---------------|----|---|
| XP | FG | P |
| 0 | 0 | 0 |



2012 Numerical Roster

September 11, 2012

| | | | | | | | | |
|----|----------------------|----|------|-----|----|----|------------------------|-------------|
| 3 | Stephen Gostkowski | K | 6-1 | 215 | 28 | 7 | Memphis | D4b-06 |
| 11 | Julian Edelman | WR | 5-10 | 200 | 26 | 4 | Kent State | D7a-09 |
| 12 | Tom Brady | QB | 6-4 | 225 | 35 | 13 | Michigan | D6b-00 |
| 14 | Zoltan Mesko | P | 6-5 | 230 | 26 | 3 | Michigan | D5-10 |
| 15 | Ryan Mallett | QB | 6-6 | 245 | 24 | 2 | Arkansas | D3b-11 |
| 17 | Greg Salas | WR | 6-1 | 209 | 24 | 2 | Hawaii | TR(STL)-12 |
| 18 | Matthew Slater | WR | 6-0 | 210 | 27 | 5 | UCLA | D5-08 |
| 21 | Ras-I Dowling | CB | 6-1 | 210 | 24 | 2 | Virginia | D2a-11 |
| 22 | Stevan Ridley | RB | 5-11 | 220 | 23 | 2 | Louisiana State | D3a-11 |
| 23 | Marquice Cole | CB | 5-10 | 195 | 28 | 4 | Northwestern | FA-12 |
| 24 | Kyle Arrington | CB | 5-10 | 195 | 26 | 4 | Hofstra | FA-09 |
| 25 | Patrick Chung | S | 5-11 | 210 | 25 | 4 | Oregon | D2a-09 |
| 27 | Tavon Wilson | DB | 6-0 | 210 | 22 | R | Illinois | D2-12 |
| 28 | Steve Gregory | S | 5-11 | 200 | 29 | 7 | Syracuse | UFA(SD)-12 |
| 29 | Sterling Moore | DB | 5-10 | 200 | 22 | 2 | Southern Methodist | FA-11 |
| 30 | Lex Hilliard | RB | 5-11 | 235 | 28 | 4 | Montana | FA-12 |
| 32 | Devin McCourty | CB | 5-10 | 195 | 25 | 3 | Rutgers | D1-10 |
| 34 | Shane Vereen | RB | 5-9 | 205 | 23 | 2 | California | D2b-11 |
| 37 | Alfonzo Dennard | DB | 5-10 | 200 | 23 | R | Nebraska | D7a-12 |
| 38 | Brandon Bolden | RB | 5-11 | 220 | 22 | R | Mississippi | FA-12 |
| 39 | Danny Woodhead | RB | 5-8 | 200 | 27 | 5 | Chadron State | FA-10 |
| 43 | Nate Ebner | DB | 6-0 | 210 | 23 | R | Ohio State | D6-12 |
| 47 | Michael Hoomanawanui | TE | 6-4 | 263 | 24 | 3 | Illinois | FA-12 |
| 48 | Danny Aiken | LS | 6-4 | 260 | 24 | 2 | Virginia | CW(BUF)-11 |
| 50 | Rob Ninkovich | DL | 6-2 | 260 | 28 | 7 | Purdue | FA-09 |
| 51 | Jerod Mayo | LB | 6-1 | 250 | 26 | 5 | Tennessee | D1-08 |
| 54 | Dont'a Hightower | LB | 6-3 | 270 | 22 | R | Alabama | D1b-12 |
| 55 | Brandon Spikes | LB | 6-2 | 255 | 25 | 3 | Florida | D2c-10 |
| 58 | Tracy White | LB | 6-0 | 235 | 31 | 10 | Howard | TR(PHI)-10 |
| 59 | Mike Rivera | LB | 6-2 | 255 | 26 | 1 | Kansas | FA-11 |
| 61 | Marcus Cannon | OL | 6-5 | 340 | 24 | 2 | Texas Christian | D5a-11 |
| 62 | Ryan Wendell | OL | 6-2 | 300 | 26 | 4 | Fresno State | FA-08 |
| 63 | Dan Connolly | OL | 6-4 | 310 | 30 | 7 | Southeast Missouri St. | FA(JAX)-08 |
| 64 | Donald Thomas | OL | 6-4 | 305 | 26 | 5 | Connecticut | FA-11 |
| 65 | Nick McDonald | OL | 6-4 | 305 | 25 | 3 | Grand Valley State | FA-11 |
| 70 | Logan Mankins | G | 6-4 | 310 | 30 | 8 | Fresno State | D1-05 |
| 71 | Brandon Deaderick | DL | 6-4 | 305 | 25 | 3 | Alabama | D7b-10 |
| 74 | Kyle Love | DL | 6-1 | 315 | 25 | 3 | Mississippi State | FA-10 |
| 75 | Vince Wilfork | DL | 6-2 | 325 | 30 | 9 | Miami (Fl.) | D1a-04 |
| 76 | Sebastian Vollmer | T | 6-8 | 320 | 28 | 4 | Houston | D2d-09 |
| 77 | Nate Solder | T | 6-8 | 320 | 24 | 2 | Colorado | D1-11 |
| 81 | Aaron Hernandez | TE | 6-1 | 245 | 22 | 3 | Florida | D4-10 |
| 83 | Wes Welker | WR | 5-9 | 185 | 31 | 9 | Texas Tech | TR(MIA)-07 |
| 85 | Brandon Lloyd | WR | 6-0 | 200 | 31 | 10 | Illinois | UFA(STL)-12 |
| 86 | Daniel Fells | TE | 6-4 | 265 | 28 | 6 | UC Davis | UFA(DEN)-12 |
| 87 | Rob Gronkowski | TE | 6-6 | 265 | 23 | 3 | Arizona | D2a-10 |
| 92 | Jake Bequette | DE | 6-5 | 265 | 23 | R | Arkansas | D3-12 |
| 94 | Justin Francis | DE | 6-4 | 270 | 23 | R | Rutgers | FA-12 |
| 95 | Chandler Jones | DE | 6-5 | 260 | 22 | R | Syracuse | D1a-12 |
| 96 | Jermaine Cunningham | DE | 6-3 | 255 | 24 | 3 | Florida | D2b-10 |
| 97 | Ron Brace | DL | 6-3 | 330 | 25 | 4 | Boston College | D2b-09 |
| 98 | Marcus Forston | DL | 6-3 | 305 | 22 | R | Miami (Fl.) | FA-12 |
| 99 | Trevor Scott | DE | 6-5 | 250 | 28 | 5 | Buffalo | UFA(OAK)-12 |

PRACTICE SQUAD

| # | NAME | POS | HT | WT | AGE | YR | COLLEGE | ACQ. |
|----|------------------|-----|------|-----|-----|----|-----------------|-------|
| 19 | Kerry Taylor | WR | 6-0 | 196 | 23 | 1 | Arizona State | FA-12 |
| 41 | Malcolm Williams | DB | 5-11 | 205 | 24 | 2 | Texas Christian | D7-11 |
| 46 | James Develin | RB | 6-3 | 251 | 24 | 2 | Brown | FA-12 |
| 49 | Alex Silvestro | TE | 6-3 | 260 | 23 | 1 | Rutgers | FA-11 |
| 53 | Jeff Tarpinian | LB | 6-3 | 240 | 24 | 2 | Iowa | FA-11 |
| 60 | Jeremiah Warren | OL | 6-4 | 320 | 24 | R | South Florida | FA-12 |
| 68 | Matt Kopa | OL | 6-6 | 310 | 25 | 2 | Stanford | FA-11 |
| 72 | Thomas Austin | OL | 6-4 | 308 | 25 | 2 | Clemson | FA-12 |

RESERVE/DID NOT REPORT

| # | NAME | POS | HT | WT | AGE | YR | COLLEGE | ACQ. |
|----|--------------|-----|-----|-----|-----|----|-------------|-------|
| 54 | Brian Waters | G | 6-3 | 320 | 35 | 13 | North Texas | FA-11 |

RESERVE/P.U.P. LIST

| # | NAME | POS | HT | WT | AGE | YR | COLLEGE | DATE |
|----|--------------|-----|-----|-----|-----|----|------------|-----------|
| 88 | Jake Ballard | TE | 6-6 | 275 | 24 | 2 | Ohio State | (8/27/12) |
| 91 | Myron Pryor | DL | 6-1 | 305 | 26 | 4 | Kentucky | (8/27/12) |

RESERVE/N.F.I. LIST

| # | NAME | POS | HT | WT | AGE | YR | COLLEGE | DATE |
|----|-----------------|-----|-----|-----|-----|----|---------|-----------|
| 66 | Markus Zusevics | T | 6-5 | 300 | 23 | R | Iowa | (8/27/12) |

EXEMPT/LEFT SQUAD

| # | NAME | POS | HT | WT | AGE | YR | COLLEGE | ACQ. |
|----|----------------|-----|-----|-----|-----|----|----------|-------|
| 42 | Tony Fiammetta | FB | 6-0 | 250 | 26 | 4 | Syracuse | FA-12 |

RESERVE/INJURED LIST

| # | NAME | POS | HT | WT | AGE | YR | COLLEGE | INJURY (IR date) |
|----|-------------------|-----|------|-----|-----|----|---------------|--------------------|
| 26 | Will Allen | CB | 5-10 | 195 | 34 | 12 | Syracuse | knee (8/27/12) |
| 30 | Josh Barrett | S | 6-2 | 225 | 27 | 5 | Arizona State | groin (8/27/12) |
| 42 | Jeff Demps | RB | 5-7 | 191 | 22 | R | Florida | knee (8/31/12) |
| 46 | Spencer Larsen | FB | 6-2 | 245 | 28 | 5 | Arizona | knee (8/27/12) |
| 52 | Dane Fletcher | LB | 6-2 | 245 | 25 | 3 | Montana State | knee (8/14/12) |
| 69 | Kyle Hix | OL | 6-7 | 315 | 23 | 2 | Texas | shoulder (8/21/12) |
| 71 | Jamey Richard | OL | 6-5 | 295 | 27 | 5 | Buffalo | head (8/2/12) |
| 80 | Visanthe Shiancoe | TE | 6-4 | 250 | 32 | 10 | Morgan State | (9/5/12) |
| 82 | Brad Herman | TE | 6-5 | 255 | 22 | R | Iowa | Achilles (6/12/12) |

RESERVE/MILITARY LIST

| # | NAME | POS | HT | WT | AGE | YR | COLLEGE | DATE |
|----|------------|-----|-----|-----|-----|----|---------|-----------|
| 15 | Shun White | WR | 5-8 | 195 | 26 | 1 | Navy | (8/17/09) |



2012 Transactions

UPDATED: September 11, 2012

JANUARY, 2012

1/12/2012 Hartline, Mike Signed a future contract

FEBRUARY, 2012

2/7/2012 Carter, Markell Signed a future contract
2/7/2012 Davis, Britt Signed a future contract
2/7/2012 Kopa, Matt Signed a future contract
2/7/2012 Lavarias, Aaron Signed a future contract
2/7/2012 Rivera, Mike Signed a future contract
2/7/2012 Underwood, Tiquan Signed a future contract
2/7/2012 Ventrone, Ross Signed a future contract
2/14/2012 Kettani, Eric Signed a future contract
2/22/2012 Ohmberger, Rich Released
2/22/2012 Wright, Mike Released

MARCH, 2012

3/5/2012 Welker, Wes Designated Franchise Player
3/13/2012 Hoyer, Brian Tendered contract
3/13/2012 Love, Kyle Tendered contract
3/15/2012 Slater, Matthew Signed
3/15/2012 Harrison, Marcus Signed
3/16/2012 Gregory, Steve Signed
3/16/2012 White, Tracy Signed
3/17/2012 Gonzalez, Anthony Signed
3/19/2012 Cole, Marquice Signed
3/19/2012 Scott, Trevor Signed
3/20/2012 Connolly, Dan Signed
3/20/2012 Fanene, Jonathan Signed
3/20/2012 Fells, Daniel Signed
3/20/2012 Lloyd, Brandon Signed
3/20/2012 Cox, Christian Released
3/21/2012 Allen, Will Signed
3/21/2012 Gallery, Robert Signed
3/23/2012 Hoyer, Brian Signed
3/23/2012 Stallworth, Donte' Signed
3/26/2012 Polite, Lousaka Released
3/30/2012 Branch, Deion Signed
3/30/2012 Fiammetta, Tony Signed
3/30/2012 Larsen, Spencer Signed

APRIL, 2012

4/5/2012 Carpenter, Bobby Signed
4/16/2012 Koppen, Dan Signed
4/16/2012 Koepplin, Chris Signed
4/26/2012 Jones, Chandler Drafted
4/26/2012 Hightower, Dont'a Drafted
4/27/2012 Wilson, Tavon Drafted
4/27/2012 Bequette, Jake Drafted
4/28/2012 Ebner, Nate Drafted
4/28/2012 Dennard, Alfonso Drafted
4/28/2012 Ebert, Jeremy Drafted

MAY, 2012

5/3/2012 Warren, Gerard Signed
5/3/2012 Underwood, Tiquan Released
5/7/2012 Light, Matt Announced his retirement
5/7/2012 Gaffney, Jabar Signed
5/10/2012 Addai, Joseph Signed
5/10/2012 Bolden, Brandon Signed
5/10/2012 Forston, Marcus Signed
5/10/2012 Francis, Justin Signed
5/10/2012 Herman, Brad Signed
5/10/2012 Roark, Matt Signed
5/10/2012 Warren, Jeremiah Signed
5/10/2012 Zusevics, Markus Signed
5/15/2012 Wilson, Tavon Signed/Draft Choice
5/15/2012 Hartline, Mike Released
5/17/2012 Ebert, Jeremy Signed/Draft Choice
5/18/2012 Opperud, Jon Signed
5/21/2012 Ebner, Nate Signed/Draft Choice
5/21/2012 Welker, Wes Signed Franchise Tender
5/23/2012 Jones, Chandler Signed/Draft Choice
5/29/2012 Dennard, Alfonso Signed/Draft Choice
5/29/2012 Melillo, Nick Signed
5/29/2012 Richard, Jamey Signed
5/29/2012 Gonzalez, Anthony Released

JUNE, 2012

6/7/2012 Scaife, Bo Signed
6/7/2012 Carter, Markell Released
6/7/2012 Melillo, Nick Released
6/7/2012 Ochocinco, Chad Released
6/7/2012 Opperud, Jon Released
6/11/2012 Holley, Jesse Signed
6/11/2012 Ingersoll, Mike Signed
6/11/2012 Urban, Tyler Signed
6/12/2012 Ballard, Jake Claimed off Waivers (NYG)

Continued

June, 2012

6/12/2012 Herman, Brad Placed on Reserve/Injured (Achilles)
6/15/2012 Bequette, Jake Signed/Draft Choice
6/19/2012 Ingersoll, Mike Released
6/19/2012 Scaife, Bo Released
6/22/2012 Ihedigbo, James Signed

July, 2012

7/19/2012 Hightower, Don't'a Signed/Draft Choice
7/20/2012 Roark, Matt Released
7/23/2012 Love, Kyle Signed
7/25/2012 Bulman, Tim Signed
7/25/2012 Shiancoe, Visanthe Signed
7/25/2012 Addai, Joseph Released
7/27/2012 Weems, Darrion Signed

August, 2012

8/2/2012 Dennis, Derek Signed
8/2/2012 Waldron, Dustin Claimed off Waivers (MIA)
8/2/2012 Richard, Jamey Placed on Reserve/Injured (head)
8/4/2012 Huggins, Kareem Signed
8/4/2012 Martin, Derrick Signed
8/4/2012 Gallery, Robert Announced his retirement
8/4/2012 Fiammetta, Tony Placed on Exempt/Left Squad
8/5/2012 Huggins, Kareem Released
8/8/2012 Hill, Kyle Signed
8/14/2012 Davis, Britt Released
8/14/2012 Fletcher, Dane Placed on Reserve/Injured (knee)
8/17/2012 Demps, Jeff Signed
8/21/2012 Hix, Kyle Placed on Reserve/Injured (shoulder)
8/21/2012 Fanene, Jonathan Released
8/21/2012 Hill, Kyle Released
8/21/2012 Koepplin, Chris Released
8/27/2012 Ballard, Jake Placed on Reserve/PUP
8/27/2012 Pryor, Myron Placed on Reserve/PUP
8/27/2012 Zusevics, Markus Placed on Reserve/N.F.I.
8/27/2012 Allen, Will Placed on Reserve/Injured (knee)
8/27/2012 Barrett, Josh Placed on Reserve/Injured (groin)
8/27/2012 Larsen, Spencer Placed on Reserve/Injured (knee)
8/27/2012 Bulman, Tim Released
8/27/2012 Gaffney, Jabar Released
8/27/2012 Stallworth, Donte' Released
8/27/2012 Ventrone, Ross Released
8/27/2012 Warren, Gerard Released
8/27/2012 Taylor, Kerry Claimed off Waivers (MIN)
8/31/2012 Demps, Jeff Placed on Reserve/Injured (knee)
8/31/2012 Branch, Deion Released
8/31/2012 Brown, Sergio Released
8/31/2012 Dennis, Derek Released
8/31/2012 Ebert, Jeremy Released
8/31/2012 Harrison, Marcus Released
8/31/2012 Holley, Jesse Released
8/31/2012 Hoyer, Brian Released
8/31/2012 Ihedigbo, James Released
8/31/2012 Kettani, Eric Released
8/31/2012 Kopa, Matt Released
8/31/2012 Koppen, Dan Released
8/31/2012 Koutouvides, Niko Released
8/31/2012 Lavarias, Aaron Released
8/31/2012 Martin, Derrick Released
8/31/2012 Silvestro, Alex Released
8/31/2012 Tarpinian, Jeff Released
8/31/2012 Taylor, Kerry Released
8/31/2012 Urban, Tyler Released
8/31/2012 Waldron, Dustin Released
8/31/2012 Warren, Jeremiah Released
8/31/2012 Weems, Darrion Released
8/31/2012 Williams, Malcolm Released

SEPTEMBER, 2012

9/1/2012 Salas, Greg Acquired via Trade (STL)
9/1/2012 Tennant, Matt Claimed off Waivers (NO)
9/1/2012 Carpenter, Bobby Released
9/1/2012 Austin, Thomas Signed to the practice squad
9/1/2012 Kettani, Eric Signed to the practice squad
9/1/2012 Kirkland, Sam Signed to the practice squad
9/1/2012 Kopa, Matt Signed to the practice squad
9/1/2012 Silvestro, Alex Signed to the practice squad
9/1/2012 Tarpinian, Jeff Signed to the practice squad
9/1/2012 Williams, Malcolm Signed to the practice squad
9/2/2012 Develin, James Signed to the practice squad
9/4/2012 Hilliard, Lex Signed
9/4/2012 Tennant, Matt Released
9/5/2012 Hoomanawanui, Michael Signed
9/5/2012 Shiancoe, Visanthe Placed on Reserve/Injured (designated for return)
9/5/2012 Taylor, Kerry Signed to the practice squad



2012 Transactions

Continued

SEPTEMBER, 2012

| | | |
|----------|------------------|----------------------------------|
| 9/5/2012 | Warren, Jeremiah | Signed to the practice squad |
| 9/5/2012 | Kettani, Eric | Released from the practice squad |
| 9/5/2012 | Kirkland, Sam | Released from the practice squad |



2012 Positional Roster

September 11, 2012

| DEFENSE (26) | | | | | | | | |
|-----------------------------------|-----------------------|-----|------|-----|------------|----|------------------------|--------------------------|
| # | NAME | POS | HT | WT | BORN | YR | COLLEGE | H.S. HOMETOWN |
| DEFENSIVE LINE (11) | | | | | | | | |
| 92 | Bequette, Jake | DE | 6-5 | 265 | 2/21/1989 | R | Arkansas | Little Rock, Ark. |
| 97 | Brace, Ron | DL | 6-3 | 330 | 12/18/1986 | 4 | Boston College | Worcester, Mass. |
| 96 | Cunningham, Jermaine | DE | 6-3 | 255 | 4/24/1988 | 3 | Florida | Stone Mountain, Ga. |
| 71 | Deaderick, Brandon | DL | 6-4 | 305 | 8/19/1987 | 3 | Alabama | Elizabethtown, Ky. |
| 98 | Forston, Marcus | DL | 6-3 | 305 | 9/28/1989 | R | Miami (Fla.) | Miami, Fla. |
| 94 | Francis, Justin | DE | 6-4 | 270 | 2/8/1989 | R | Rutgers | Opa-Locka, Fla. |
| 95 | Jones, Chandler | DE | 6-5 | 260 | 2/27/1990 | R | Syracuse | Endicott, N.Y. |
| 74 | Love, Kyle | DL | 6-1 | 315 | 11/18/1986 | 3 | Mississippi State | Fairburn, Ga. |
| 99 | Scott, Trevor | DE | 6-5 | 250 | 8/30/1984 | 5 | Buffalo | Potsdam, N.Y. |
| 50 | Ninkovich, Rob | DL | 6-2 | 260 | 2/1/1984 | 7 | Purdue | Blue Island, Ill. |
| 75 | Wilfork, Vince | DL | 6-2 | 325 | 11/4/1981 | 9 | Miami (Fla.) | Boynton Beach, Fla. |
| LINEBACKER (5) | | | | | | | | |
| 54 | Hightower, Dont'a | LB | 6-3 | 270 | 3/12/1990 | R | Alabama | Lewisburg, Tenn. |
| 51 | Mayo, Jerod | LB | 6-1 | 250 | 2/23/1986 | 5 | Tennessee | Hampton, Va. |
| 59 | Rivera, Mike | LB | 6-2 | 255 | 1/10/1986 | 1 | Kansas | Shawnee Mission, Kan. |
| 55 | Spikes, Brandon | LB | 6-2 | 255 | 9/3/1987 | 3 | Florida | Shelby, N.C. |
| 58 | White, Tracy | LB | 6-0 | 235 | 4/14/1981 | 10 | Howard | St. Stephen, S.C. |
| DEFENSIVE BACK (10) | | | | | | | | |
| 24 | Arrington, Kyle | CB | 5-10 | 195 | 8/12/1986 | 4 | Hofstra | Accokeek, Md. |
| 25 | Chung, Patrick | S | 5-11 | 210 | 8/19/1987 | 4 | Oregon | Rancho Cucamonga, Calif. |
| 23 | Cole, Marquice | CB | 5-10 | 195 | 11/13/1983 | 4 | Northwestern | Hazel Crest, Ill. |
| 37 | Dennard, Alfonzo | CB | 5-10 | 200 | 9/9/1989 | R | Nebraska | Rochelle, Ga. |
| 21 | Dowling, Ras-I | CB | 6-1 | 210 | 5/9/1988 | 2 | Virginia | Chesapeake, Va. |
| 43 | Ebner, Nate | DB | 6-0 | 210 | 12/14/1988 | R | Ohio State | Dublin, Ohio |
| 28 | Gregory, Steve | S | 5-11 | 200 | 1/8/1983 | 7 | Syracuse | Staten Island, N.Y. |
| 32 | McCourt, Devin | CB | 5-10 | 195 | 8/13/1987 | 3 | Rutgers | Montvale, N.J. |
| 29 | Moore, Sterling | DB | 5-10 | 200 | 2/3/1990 | 2 | Southern Methodist | Antioch, Calif. |
| 27 | Wilson, Tavon | DB | 6-0 | 210 | 3/19/1990 | R | Illinois | Washington, D.C. |
| OFFENSE (24) | | | | | | | | |
| # | NAME | POS | HT | WT | BORN | YR | COLLEGE | H.S. HOMETOWN |
| OFFENSIVE LINE (8) | | | | | | | | |
| 61 | Cannon, Marcus | OL | 6-5 | 340 | 5/6/1988 | 2 | Texas Christian | Odessa, Texas |
| 63 | Connolly, Dan | OL | 6-4 | 310 | 9/2/1982 | 7 | Southeast Missouri St. | St. Louis, Mo. |
| 70 | Mankins, Logan | G | 6-4 | 310 | 3/10/1982 | 8 | Fresno State | Cathays Valley, Calif. |
| 65 | McDonald, Nick | OL | 6-4 | 305 | 6/27/1987 | 3 | Grand Valley State | Sterling Heights, Mich. |
| 77 | Solder, Nate | T | 6-8 | 320 | 4/12/1988 | 2 | Colorado | Buena Vista, Co. |
| 64 | Thomas, Donald | OL | 6-4 | 305 | 9/25/1985 | 5 | Connecticut | New Haven, Conn. |
| 76 | Vollmer, Sebastian | T | 6-8 | 320 | 7/10/1984 | 4 | Houston | Kaarst, Germany |
| 62 | Wendell, Ryan | OL | 6-2 | 300 | 3/4/1986 | 4 | Fresno State | Diamond Bar, Calif. |
| QUARTERBACK (2) | | | | | | | | |
| 12 | Brady, Tom | QB | 6-4 | 225 | 8/3/1977 | 13 | Michigan | San Mateo, Calif. |
| 15 | Mallett, Ryan | QB | 6-6 | 245 | 6/5/1988 | 2 | Arkansas | Texarkana, Texas |
| WIDE RECEIVER (5) | | | | | | | | |
| 11 | Edelman, Julian | WR | 5-10 | 200 | 5/22/1986 | 4 | Kent State | Redwood City, Calif. |
| 85 | Lloyd, Brandon | WR | 6-0 | 200 | 7/5/1981 | 10 | Illinois | Blue Springs, Mo. |
| 17 | Salas, Greg | WR | 6-1 | 209 | 8/25/1988 | 2 | Hawaii | Chino, Calif. |
| 18 | Slater, Matthew | WR | 6-0 | 210 | 9/9/1985 | 5 | UCLA | Anaheim, Calif. |
| 83 | Welker, Wes | WR | 5-9 | 185 | 5/1/1981 | 9 | Texas Tech | Oklahoma City, Okla. |
| RUNNING BACK (5) | | | | | | | | |
| 38 | Bolden, Brandon | RB | 5-11 | 220 | 1/26/1990 | R | Mississippi | Baton Rouge, La. |
| 30 | Hilliard, Lex | RB | 5-11 | 235 | 7/30/1984 | 4 | Montana | Kalispell, Mont. |
| 22 | Ridley, Stevan | RB | 5-11 | 220 | 1/27/1989 | 2 | Louisiana State | Natchez, Miss. |
| 34 | Vereen, Shane | RB | 5-9 | 205 | 5/2/1989 | 2 | California | Valencia, Calif. |
| 39 | Woodhead, Danny | RB | 5-8 | 200 | 1/25/1985 | 5 | Chadron State | North Platte, Ne. |
| TIGHT END (4) | | | | | | | | |
| 86 | Fells, Daniel | TE | 6-4 | 265 | 9/23/1983 | 6 | UC Davis | Fullerton, Calif. |
| 87 | Gronkowski, Rob | TE | 6-6 | 265 | 5/14/1989 | 3 | Arizona | Pittsburgh, Pa. |
| 81 | Hernandez, Aaron | TE | 6-1 | 245 | 11/6/1989 | 3 | Florida | Bristol, Conn. |
| 47 | Hoomanawanui, Michael | TE | 6-4 | 263 | 7/4/1988 | 3 | Illinois | Bloomington, Ill. |
| SPECIALISTS (3) | | | | | | | | |
| # | NAME | POS | HT | WT | BORN | YR | COLLEGE | H.S. HOMETOWN |
| SPECIALISTS (3) | | | | | | | | |
| 48 | Aiken, Danny | LS | 6-4 | 260 | 8/28/1988 | 2 | Virginia | Roanoke, Va. |
| 3 | Gostkowski, Stephen | K | 6-1 | 215 | 1/28/1984 | 7 | Memphis | Madison, Miss. |
| 14 | Nesko, Zoltan | P | 6-5 | 230 | 3/6/1986 | 3 | Michigan | Twinsburg, Ohio |
| RESERVE/DID NOT REPORT (1) | | | | | | | | |
| # | NAME | POS | HT | WT | BORN | YR | COLLEGE | H.S. HOMETOWN |
| RESERVE/DID NOT REPORT (1) | | | | | | | | |
| 54 | Waters, Brian | G | 6-3 | 320 | 2/18/1977 | 13 | North Texas | Waxahachie, Texas |
| RESERVE/P.U.P. LIST (2) | | | | | | | | |
| # | NAME | POS | HT | WT | BORN | YR | COLLEGE | H.S. HOMETOWN |
| RESERVE/P.U.P. LIST (2) | | | | | | | | |
| 88 | Ballard, Jake | TE | 6-6 | 275 | 12/21/1987 | 2 | Ohio State | Springboro, Ohio |
| 91 | Pryor, Myron | DL | 6-1 | 305 | 6/13/1986 | 4 | Kentucky | Louisville, Ky. |
| RESERVE/N.F.I. LIST (1) | | | | | | | | |
| # | NAME | POS | HT | WT | BORN | YR | COLLEGE | H.S. HOMETOWN |
| RESERVE/N.F.I. LIST (1) | | | | | | | | |
| 66 | Zusevics, Markus | T | 6-5 | 300 | 4/25/1989 | R | Iowa | Arlington Heights, Ill. |
| EXEMPT/LEFT SQUAD (1) | | | | | | | | |
| # | NAME | POS | HT | WT | BORN | YR | COLLEGE | H.S. HOMETOWN |
| EXEMPT/LEFT SQUAD (1) | | | | | | | | |
| 42 | Fiammetta, Tony | FB | 6-0 | 250 | 8/22/1986 | 4 | Syracuse | Walkersville, Md. |
| RESERVE/INJURED (9) | | | | | | | | |
| # | NAME | POS | HT | WT | BORN | YR | COLLEGE | H.S. HOMETOWN |
| RESERVE/INJURED (9) | | | | | | | | |
| 26 | Allen, Will | CB | 5-10 | 195 | 8/5/1978 | 12 | Syracuse | Syracuse, N.Y. |
| 30 | Barrett, Josh | S | 6-2 | 225 | 11/22/1984 | 5 | Arizona State | Reno, Nev. |
| 42 | Demps, Jeff | RB | 5-7 | 191 | 1/8/1990 | R | Florida | Groveland, Fla. |
| 52 | Fletcher, Dane | LB | 6-2 | 245 | 9/14/1986 | 3 | Montana State | Bozeman, Mont. |
| 82 | Herman, Brad | TE | 6-5 | 255 | 12/29/1989 | R | Iowa | Metamora, Ill. |
| 69 | Hix, Kyle | OL | 6-7 | 315 | 9/23/1988 | 2 | Texas | Aledo, Tex. |
| 46 | Larsen, Spencer | FB | 6-2 | 245 | 3/4/1984 | 5 | Arizona | Gilbert, Ariz. |
| 71 | Richard, Jamey | OL | 6-5 | 295 | 10/9/1984 | 5 | Buffalo | Weston, Conn. |
| 80 | Shiancoe, Visanthe | TE | 6-4 | 250 | 6/18/1980 | 10 | Morgan State | Laurel, Md. |
| RESERVE/MILITARY (1) | | | | | | | | |
| # | NAME | POS | HT | WT | BORN | YR | COLLEGE | H.S. HOMETOWN |
| RESERVE/MILITARY (1) | | | | | | | | |
| 15 | White, Shun | WR | 5-8 | 195 | 12/9/1985 | 1 | Navy | Memphis, Tenn. |



How The Patriots Were Built

UPDATED: September 11, 2012

| <u>YEAR</u> | <u>DRAFTEES (29)</u> | <u>VETERAN FREE AGENTS (12)</u> | <u>WAIVERS (1) / TRADES (3)</u> | <u>ROOKIE AND FIRST-YEAR FREE AGENTS (8)</u> |
|-------------|--|---|---------------------------------|---|
| 2000 | Tom Brady (6b) | | | |
| 2004 | Vince Wilfork (1a) | | | |
| 2005 | Logan Mankins (1) | | | |
| 2006 | Stephen Gostkowski (4b) | | | |
| 2007 | | | Wes Welker (fa)(tr-MIA) | |
| 2008 | Jerod Mayo (1) Matthew Slater (5) | Dan Connolly (fa)(JAX) | | Ryan Wendell (fa) |
| 2009 | Patrick Chung (2a) Ron Brace (2b) Sebastian Vollmer (2d) Julian Edelman (7a) | Rob Ninkovich (5)(NO) | | Kyle Arrington (fa) (PHI) |
| 2010 | Devin McCourty (1) Rob Gronkowski (2a) Jermaine Cunningham (2b) Brandon Spikes (2c) Aaron Hernandez (4) Zoltan Mesko (5) Brandon Deaderick (7) | Danny Woodhead (fa)(NYJ) | Tracy White (fa) (tr-PHI) | Kyle Love (fa) |
| 2011 | Nate Solder (1) Ras-I Dowling (2a) Shane Vereen (2b) Stevan Ridley (3a) Ryan Mallett (3b) Marcus Cannon (5a) | Nick McDonald (fa)(GB) Donald Thomas (6)(MIA) | Danny Aiken (fa) CW (BUF) | Sterling Moore (fa) Mike Rivera (fa) |
| 2012 | Chandler Jones (1a) Dont'a Hightower (1b) Tavon Wilson (2) Jake Bequette (3) Nate Ebner (6) Alfonzo Dennard (7a) | Marquice Cole (fa)(OAK) Daniel Fells (fa)(ATL) Steve Gregory (fa)(SD) Lex Hilliard (6)(MIA) Michael Hoomanawanui (5)(STL) Brandon Lloyd (4)(SF) Trevor Scott (6)(OAK) | Greg Salas (4) (tr-STL) | Brandon Bolden (fa) Marcus Forston (fa) Justin Francis (fa) |

NOTE: Team in parenthesis is the player's prior team
 (#) – indicates round drafted
 (fa) – indicates non-drafted free agents

RESERVE/INJURED (9)

Will Allen (1) (NYG)
 Josh Barrett (7) CW (DEN)
 Jeff Demps (fa)
 Dane Fletcher (fa)
 Brad Herman (fa)
 Kyle Hix (fa)
 Spencer Larsen (6) (DEN)
 Jamey Richard (7)(IND)
 Visanthe Shiancoe (3)(NYG)

RESERVE/DID NOT REPORT (1)

Brian Waters (fa)(DAL)

RESERVE/MILITARY (1)

Shun White (fa)

EXEMPT/LEFT SQUAD (1)

Tony Fiammetta (4)(CAR)

RESERVE/P.U.P. LIST (2)

Jake Ballard (fa) CW (NYG)
 Myron Pryor (6b)

RESERVE/N.F.I. LIST (1)

Markus Zusevics (fa)



UNOFFICIAL DEPTH CHART

Unofficial depth chart compiled by Patriots media relations, September 11, 2012

OFFENSE

| | | | |
|---------------------------------|--------------------------|-----------------|-------------------------|
| WR: 83 Wes Welker | 11 Julian Edelman | 17 Greg Salas | |
| LT: 77 Nate Solder | 61 Marcus Cannon | | |
| LG: 70 Logan Mankins | 62 Ryan Wendell | | |
| C: 62 Ryan Wendell | 65 Nick McDonald | | |
| RG: 63 Dan Connolly | 64 Donald Thomas | | |
| RT: 76 Sebastian Vollmer | 61 Marcus Cannon | | |
| TE: 87 Rob Gronkowski | 81 Aaron Hernandez | 86 Daniel Fells | 47 Michael Hoomanawanui |
| WR: 85 Brandon Lloyd | 18 Matthew Slater | | |
| QB: 12 Tom Brady | 15 Ryan Mallett | | |
| RB: 39 Danny Woodhead | 34 Shane Vereen | 30 Lex Hilliard | |
| RB: 22 Stevan Ridley | <u>38 Brandon Bolden</u> | | |

DEFENSE

| | | | |
|---------------------------------------|--------------------------|---------------------------|-------------------------|
| LE: 50 Rob Ninkovich | 96 Jermaine Cunningham | 99 Trevor Scott | <u>92 Jake Bequette</u> |
| DT: 75 Vince Wilfork | 97 Ron Brace | <u>98 Marcus Forston</u> | |
| DT: 74 Kyle Love | <u>94 Justin Francis</u> | | |
| RE: <u>95 Chandler Jones</u> | 71 Brandon Deaderick | | |
| LB: 51 Jerod Mayo | 58 Tracy White | | |
| LB: 55 Brandon Spikes | 59 Mike Rivera | | |
| LB: <u>54 Dont'a Hightower</u> | 59 Mike Rivera | | |
| LCB: 32 Devin McCourty | 29 Sterling Moore | <u>37 Alfonzo Dennard</u> | |
| RCB: 24 Kyle Arrington | 21 Ras-I Dowling | 23 Marquice Cole | |
| S: 28 Steve Gregory | <u>27 Tavon Wilson</u> | | |
| S: 25 Patrick Chung | <u>43 Nate Ebner</u> | | |

SPECIAL TEAMS

| | |
|--------------------------------|-------------------|
| K: 3 Stephen Gostkowski | |
| P: 14 Zoltan Mesko | |
| H: 14 Zoltan Mesko | |
| PR: 11 Julian Edelman | 83 Wes Wiker |
| KR: 39 Danny Woodhead | 18 Matthew Slater |
| LS: 48 Danny Aiken | |

PRONUNCIATION GUIDE

| | | | |
|----------------------|---------------------------|---------------|-----------|
| Jake Bequette | BECK-it | Jerod Mayo | je-ROD |
| Marquice Cole | mar-KWEECE | Zoltan Mesko | ZOLE-tahn |
| Brandon Deaderick | DEAD-er-rick | Stevan Ridley | STEE-ven |
| Alfonzo Dennard | DENN-erd | Greg Salas | SAL-iss |
| Ras-I Dowling | ross-EYE | Nate Solder | SOLD-er |
| Nate Ebner | EBB-ner | Shane Vereen | vuh-REEN |
| Stephen Gostkowski | gust-OW-ski | Ryan Wendell | WHEN-dell |
| Dont'a Hightower | don-TAY | Tavon Wilson | TAY-von |
| Michael Hoomanawanui | Ho-oh-mah-nah-wah-noo-wee | | |