

NEW ENGLAND PATRIOTS PRESS RELEASE



SUPER BOWL CHAMPIONS
XXXVI, XXXVIII & XXXIX

Gillette Stadium ★ One Patriot Place ★ Foxborough, MA 02035 ★ 508.384.9105 ★ Fax: 508.543.9053 ★ www.patriots.com ★ http://media.patriots.com

PATRIOTS SQUARE OFF AGAINST INDIANAPOLIS

MEDIA SCHEDULE

WEDNESDAY, NOVEMBER 14

10:30-11:30	Media Check-In
12:00	Tom Brady Availability (Visitor's Locker Room)
12:10-12:20	Andrew Luck Conf. Call
12:30-12:40	Bruce Arians Conf. Call
12:40-12:55	Bill Belichick Press Conference (Red Level Press Box)
Approx. 1:15	Local Media Access to Practice
4:15-5:00	Open Locker Room

THURSDAY, NOVEMBER 15

11:15-12:00	Media Check-In
Approx. 12:30	Local Media Access to Practice
3:30-4:15	Open Locker Room

FRIDAY, NOVEMBER 16

TBA	Media Check-In
TBA	Open Locker Room
TBA	Bill Belichick Press Conference
TBA	Local Media Access to Practice

2012 PATRIOTS SCHEDULE

REGULAR SEASON (6-3)

Sun., Sept. 9	at Tennessee	34-13	W
Sun., Sept. 16	Arizona	18-20	L
Sun., Sept. 23	at Baltimore	30-31	L
Sun., Sept. 30	at Buffalo	52-28	W
Sun., Oct. 7	Denver	31-21	W
Sun., Oct. 14	at Seattle	23-24	L
Sun., Oct. 21	N.Y. Jets	29-26(ot)	W
Sun., Oct. 28	at St. Louis#	45-7	W
Sun., Nov. 4	BYE WEEK		
Sun., Nov. 11	Buffalo	37-31	W
Sun., Nov. 18	Indianapolis	4:25 p.m.	CBS
Thurs., Nov. 22	at N.Y. Jets	8:20 p.m.	NBC
Sun., Dec. 2	at Miami	1:00 p.m.	CBS*
Mon., Dec. 10	Houston	8:30 p.m.	ESPN
Sun., Dec. 16	San Francisco	8:20 p.m.	NBC*
Sun., Dec. 23	at Jacksonville	1:00 p.m.	CBS*
Sun., Dec. 30	Miami	1:00 p.m.	CBS*

#Game played in London

*Game Time and Network subject to possible flexible scheduling adjustment.

AFC EAST STANDINGS

Team	W	L	T	Pct.	PF	PA
NEW ENGLAND	6	3	0	.667	299	201
Miami Dolphins	4	5	0	.444	173	186
New York Jets	3	6	0	.333	175	228
Buffalo Bills	3	6	0	.333	211	285

PATRIOTS MEDIA WEBSITE

The Patriots' media website, located at <http://media.patriots.com>, will be updated for registered users throughout training camp with all the latest media information, schedules, rosters and press releases. In addition to up-to-date media information, the site's archives allow access to all of the Patriots media material dating back to the 2002 season.

NEW ENGLAND PATRIOTS (6-3) vs. INDIANAPOLIS COLTS (6-3)

Sunday, November 18, 2012 ★ Gillette Stadium (68,756) ★ 4:25 p.m. ET

The New England Patriots will be at home for the second straight week when they square off against the Indianapolis Colts at Gillette Stadium. The game was originally scheduled for 1:00 p.m. but was flexed to a 4:25 kickoff.

Despite not being in the same division, the Patriots and Colts will play each other for the 10th straight year in the regular season. The two teams share a long-time rivalry, as the Patriots and the Baltimore/Indianapolis Colts played twice each year from 1970 to 2001 as members of the AFC East, with the exception of the 1982 strike season.

After a down year last season, Indianapolis is off to a familiar start in 2012 with a 6-3 record. This week's game is a battle against two of the top teams since the 2000 season. New England (161-62) has the best record since 2000, followed by Pittsburgh (145-73-1) and Indianapolis (142-77).

This week's game will be the 200th consecutive sellout, including playoff and preseason games (dating back to the 1994 season opener).

PATRIOTS STRONG IN SEASON'S SECOND HALF

The Patriots opened the second half of the 2012 regular season with a victory over the Bills last Sunday. Since the 2010 season, the Patriots are now a combined 17-0 in the second half of the regular season. In both 2010 and 2011, the Patriots were 8-0 in the second half of the regular season. The last time the Patriots lost a game in the second half of the regular season was in the 2009 regular-season finale, a 34-27 loss at Houston on Jan. 3, 2010. The win also put the Patriots at a 6-3 record. The Patriots have started the year at 6-3 or better for seven consecutive seasons.

CONSECUTIVE YEARS STARTING 6-3 OR BETTER (Including 2012 season)

New England	7
Pittsburgh	7
Baltimore	3
Chicago	3
Green Bay	3
NY Giants	3

BROADCAST INFORMATION

TELEVISION: This week's game will be broadcast to a national audience by **CBS** and can be seen in Boston on **WBZ-TV Channel 4**. **Jim Nantz** will handle play-by-play duties with **Phil Simms** providing color. The game will be produced by **Lance Barrow** and directed by **Mike Arnold**.

RADIO: 98.5 FM, The Sports Hub, is the flagship station for the **Patriots Radio Network**. A complete listing of the network's 40 stations can be found in this press release. Play-by-play broadcaster **Gil Santos** is in his 36th season as the voice of the Patriots and will call the action. Former Patriots quarterback **Scott Zolak** will handle the color commentary.

NATIONAL RADIO: This week's game will be broadcast to a national audience by **Dial Global Sports**. **Tom McCarthy** and **Tony Boselli** will call the game.

2012 HONORS AND AWARDS

QB Tom Brady

- AFC Offensive Player of the Week (Wk. 4 at Buffalo)
- AFC Offensive Player of the Week (Wk. 8 at St. Louis)

TE Rob Gronkowski

- *Pro Football Weekly* Midseason All-Pro

DE Chandler Jones

- AFC Rookie of the Month (September)

DB Devin McCourty

- AFC Special Teams Player of the Week (Wk. 7 vs. New York Jets)

WR Wes Welker

- *Sports Illustrated* Midseason All-Pro

DL Vince Wilfork

- *Pro Football Weekly* Midseason All-Pro



ROBERT KRAFT NEWS & NOTES

Since Robert Kraft purchased the team in 1994, the Patriots have experienced one of the most dramatic turnarounds in the history of sports. Now in his 19th season of ownership, Kraft has transformed one of the league's least successful clubs into what many observers view as a model NFL franchise. In the five seasons immediately preceding his purchase (1989-93), the Patriots were a moribund team, winning just 19 of 80 games (.238 pct.) and recording the worst record in the NFL over that span. When he bought the franchise on Jan. 21, 1994, Kraft announced his intention to bring a championship to New England, a tall order considering the team's previous success rate. But under Kraft's leadership, the Patriots have won more division titles (11), conference crowns (6) and Super Bowl championships (3) than any other NFL team. The Patriots have made six Super Bowl appearances since Kraft purchased the team, a period during which no other NFL franchise has earned more than four berths. In Kraft's first 18 seasons, the Patriots qualified for the playoffs 13 times, more than doubling the franchise's accomplishments during its first 34 seasons.



	Pre-Kraft 1960-93	1989-93	Kraft Era 1994-12
Overall Record	225-276-9	19-61	218-108
Winning Pct.	.450	.238	.669
Super Bowl Titles	0	0	3
Conference Titles	1	0	6
Division Titles	3	0	11
Playoff Seasons	6	0	13
Playoff Record	4-6	--	19-10
Home Playoff Games	1	0	15
Home Playoff Record	0-1	--	13-2

A CHAMPIONSHIP TRADITION

MULTIPLE LEAGUE CHAMPIONSHIPS SINCE 2001

Team	League	Titles
Los Angeles Lakers	NBA	4
New England Patriots	NFL	3
San Antonio Spurs	NBA	3

HIGHEST WINNING PERCENTAGE IN MAJOR PROFESSIONAL SPORTS SINCE 1994 (regular season)

Team	League	PCT
San Antonio Spurs	NBA	.681
New England Patriots	NFL	.670
Detroit Red Wings	NHL	.668
Los Angeles Lakers	NBA	.653
Green Bay Packers	NFL	.643
Pittsburgh Steelers	NFL	.641

199-GAME SELLOUT STREAK

In the early 1990s, the Patriots seemed destined for relocation until Robert Kraft's purchase of the team rejuvenated local interest. In 1991, the season ticket base was just 17,635, barely enough to support the club. Now, the season tickets are capped and more than 50,000 fans are on a season ticket waiting list. The Patriots have sold out 199 consecutive home games, including playoff and preseason games (dating back to the 1994 season opener).

SINCE ROBERT KRAFT PURCHASED THE TEAM IN 1994...

TOTAL VICTORIES SINCE 1994 (Regular Season)

New England Patriots	199
Green Bay Packers	191
Pittsburgh Steelers	190
Indianapolis Colts	178

TOTAL VICTORIES SINCE 1994 (Incl. Postseason)

New England Patriots	218
Pittsburgh Steelers	207
Green Bay Packers	206
Indianapolis Colts	189
Denver Broncos	180
Philadelphia Eagles	176

WINNING PERCENTAGE SINCE 1994 (Incl. Postseason)

Team	W	L	T	Pct.
New England Patriots	218	108	0	.669
Pittsburgh Steelers	207	116	1	.640
Green Bay Packers	206	117	0	.638
Indianapolis Colts	189	131	0	.591
Denver Broncos	180	132	0	.577
Philadelphia Eagles	176	141	2	.555
New York Giants	168	145	1	.537

SUPER BOWL CHAMPIONSHIPS SINCE 1994

New England Patriots	3
Green Bay	2
Pittsburgh Steelers	2
Denver Broncos	2
N.Y. Giants	2
7 Teams	1

CONFERENCE CHAMPIONSHIPS SINCE 1994

New England Patriots	6
Pittsburgh Steelers	4
Green Bay Packers	3
New York Giants	3
Denver Broncos	2
St. Louis Rams	2
Indianapolis Colts	2
14 Teams	1

DIVISION CHAMPIONSHIPS SINCE 1994

New England Patriots	11
Pittsburgh Steelers	10
Green Bay Packers	8
Indianapolis Colts	8

PLAYOFF VICTORIES SINCE 1994

New England Patriots	19
Pittsburgh Steelers	17
Green Bay Packers	15
Philadelphia Eagles	11
Indianapolis Colts	11

PLAYOFF GAMES PLAYED SINCE 1994

New England Patriots	29
Pittsburgh Steelers	27
Green Bay Packers	26
Indianapolis Colts	23
Philadelphia Eagles	22
Baltimore Ravens	17

PLAYOFF SEASONS SINCE 1994

New England Patriots	13
Indianapolis Colts	13
Green Bay Packers	13
Pittsburgh Steelers	12
Philadelphia Eagles	11
Dallas Cowboys	9

PLAYOFF WINNING PERCENTAGE SINCE 1994

Team	W	L	Pct.
New England Patriots	19	10	.655
Pittsburgh Steelers	17	10	.630
New York Giants	10	6	.625
Arizona Cardinals	5	3	.625
Denver Broncos	9	6	.600
New Orleans Saints	6	4	.600
Carolina Panthers	6	4	.600
New Baltimore Ravens	10	7	.588

MOST PRO BOWLERS DRAFTED SINCE 1994

Since Robert Kraft's purchase of the Patriots in 1994, the team has drafted more Pro Bowl players than any other NFL team.

Rank	Team	Players
1.	New England	20
2.	Green Bay	19
3.	Pittsburgh	18
4.	Philadelphia	15
	Baltimore	15



PATRIOTS HOME DOMINANCE



Since the Patriots opened Gillette Stadium in 2002, they have celebrated more regular season and postseason wins than any other team in the NFL. The Patriots have the highest point differential at home in that time and are among the top three offensive and defensive leaders at home. The Patriots home dominance is especially strong against NFC teams.

REGULAR SEASON HOME RECORD SINCE 2002

Rank	Team	W	L	T	Pct.
1	New England	70	14	0	0.833
2	Baltimore	66	19	0	0.776
3	Pittsburgh	62	21	1	0.747
4	Indianapolis	63	22	0	0.741
5	Green Bay	59	26	0	0.694

HOME PLAYOFF RECORD SINCE 2002 (MIN. 5 GAMES)

Rank	Team	W	L	Pct
1	Seattle	5	1	0.833
2	New England	9	2	0.818
3t	Philadelphia	5	2	0.714
3t	Pittsburgh	5	2	0.714
5	Indianapolis	6	3	0.667

HOME RECORD SINCE 2002 (INCLUDING PLAYOFFS)

Rank	Team	W	L	T	Pct.
1	New England	79	16	0	0.832
2	Baltimore	67	21	0	0.761
3	Pittsburgh	68	23	1	0.745
4	Indianapolis	69	25	0	0.734
5	San Diego	59	29	0	0.670

HOME RECORD AFTER HALLOWEEN SINCE 2002

Rank	Team	W	L	T	Pct.
1	New England	36	8	0	0.818
2	Green Bay	35	10	0	0.778
3	Baltimore	37	11	0	0.771
4	Indianapolis	38	13	0	0.745
5	San Diego	33	14	0	0.702

HOME RECORD VS. NFC SINCE 2002

Rank	Team	W	L	T	Pct.
1	Pittsburgh	19	2	1	0.886
2	Baltimore	19	3	0	0.864
3	New England	18	3	0	0.857
4	Indianapolis	16	6	0	0.727
5	Jacksonville	15	8	0	0.652

HOME RECORD VS DIVISIONAL OPPONENTS SINCE 2002

Rank	Team	W	L	T	Pct.
1	New England	26	5	0	0.839
2	Indianapolis	25	6	0	0.806
3	Green Bay	24	7	0	0.774
4t	Seattle	22	8	0	0.733
4t	Pittsburgh	22	8	0	0.733
6	San Diego	23	10	0	0.697
7	Minnesota	21	10	0	0.677

POINT DIFFERENTIAL AT HOME SINCE 2002

Rank	Team	Point Differential
1	New England	840
2	Baltimore	772
3	Green Bay	685
4	Pittsburgh	670
5	San Diego	635

POINTS ALLOWED PER GAME AT HOME SINCE 2002

Rank	Team	Points Allowed
1	Baltimore	15.9
2	Pittsburgh	16.6
3	New England	17.0
4	New York Jets	18.4
5	Seattle	18.6

POINTS SCORED PER GAME AT HOME SINCE 2002

Rank	Team	Points Scored
1	San Diego	27.6
2	New England	27.0
3	Green Bay	26.9
4	New Orleans	26.0
5	Indianapolis	25.9



PATRIOTS VS. COLTS

SERIES HISTORY

The Patriots and Colts will face off for the 13th time since 2003 and for the 76th time in the history of the franchises. The clubs have clashed in each of the last nine regular seasons (2003-11) and also faced each other in the playoffs following the 2003, 2004 and 2006 seasons.

The two teams share a long-time rivalry, as the Patriots



and the Baltimore/Indianapolis Colts played twice each year from 1970 to 2001 as members of the AFC East, with the exception of the 1982 strike season.



New England is 20-10 against Indianapolis since 1993, and has won 17 of the series' last 24 games. The games have tended to be high-scoring affairs, as the Patriots have scored 20 or

more points against the Colts in 22 of their last 24 meetings.

New England holds an overall record of 14-9 in games played in Indianapolis and 26-12 when playing at home.

SERIES BREAKDOWN

(Includes Postseason)

Overall Record	46-29
Home Record	26-12
In Foxborough	26-11
In Boston	0-1
Away Record	20-17
In Indianapolis	14-9
In Baltimore	6-8
Largest Victory	39 points (10/06/74)
Largest Defeat	-31 points (11/26/72)
Neutral Site Record (at Louisiana Superdome)	1-0
Total Points	Patriots 223, Rams 215
Longest winning streak	2 games (two times)
Longest losing streak	4 games (12/24/89 – 11/18/01)
Highest Combined Point Total	72 (11/30/03 and 01/21/07)
Lowest Combined Point Total	6 (12/06/92)
Longest Winning Streak	7 (1996-99)
Longest Losing Streak	3 (1970-71, 2005-07)
Seasonal Sweeps of 2 or more wins	Patriots 12, Colts 5

PATRIOTS – COLTS QUICK HITS

- The Patriots and Colts both surpassed the 1990s San Francisco 49ers for the all-time best mark for a decade in NFL history. New England had 126 wins in the decade from 2000-2009, while Indianapolis had 124 wins. San Francisco had 122 wins in the 1990s.
- Patriots Head Coach Bill Belichick is 10-6 against the Colts as the head coach of the Patriots and is 12-8 against Indianapolis as a head coach overall.
- Despite not being in the same division, the Patriots and Colts will play each other for the 10th straight season.

LAST MEETING:

PATRIOTS 31, INDIANAPOLIS 24

December 4, 2011 ★ Gillette Stadium

	1	2	3	4	Final
Indianapolis Colts	0	3	0	21	24
New England Patriots	3	14	14	0	31

The New England Patriots beat the visiting Indianapolis Colts, 31-24, to improve to a 9-3 and guarantee a winning record for the 11th straight season.

New England withstood a 21-point fourth quarter rally by the Colts to get the win. The Patriots entered the final quarter of play leading 31-3. Colts QB Dan Orlovsky made his first start of the season and completed 30-of-37 passes for 353 yards and two touchdowns to lead the rally.

TE Rob Gronkowski scored three touchdowns overall on two touchdowns passes from QB Tom Brady and a 2-yard rushing touchdown off a lateral. Gronkowski scored on an 11-yard touchdown pass in the second quarter and a 21-yard pass in the third quarter to tie an NFL record with 13 receiving touchdowns.

After playing to a 3-3 tie midway through the second quarter, Brady started to get the New England offense rolling, leading the Patriots to touchdowns on its next four possessions to take a 31-3 third quarter lead. New England took command of the game in the second quarter when it scored twice in the last three minutes of the first half for a 17-3 halftime advantage. Brady culminated a 16-play, 86-yard drive with an 11-yard touchdown pass to Gronkowski, after forcing a three-and-out on the Colts next possession, RB BenJarvus Green-Ellis ended an 8-play, 60-yard drive with a 1-yard touchdown run with 18 seconds to play.

The Patriots got the ball to start the third quarter and Brady passed on each of the seven plays, completing all of them to drive 77 yards, ending with a 21-yard touchdown to Gronkowski. After CB Kyle Arrington recovered an Indianapolis fumble on the next series, Gronkowski scored again when he went in motion, took a lateral from Brady and ran untouched into the right side of the end zone for a 31-3 lead.

The Patriots improved to a 38-5 record in the month of December since 2001, tops in the NFL. They are now 19-1 at home in December since Gillette Stadium opened.

TALE OF THE TAPE

2012 Regular Season Record	New England	Indianapolis
Record	6-3	6-3
Divisional Standings	1st	2nd
Total Yards Gained	3,873	3,486
Total Offense (Rank)	430.3 (1)	387.3 (5)
Rush Offense	146.0 (5)	109.4 (14)
Pass Offense	284.3 (7)	277.9 (8)
Points Per Game	33.2 (1)	20.7 (22)
Total Yards Allowed	3,439	3,155
Total Defense (Rank)	382.1 (25)	350.6 (18)
Rush Defense	96.8 (9)	120.3 (22)
Pass Defense	285.3 (29)	230.2 (15)
Points Allowed/Game	22.3 (15t)	22.3 (15t)
Possession Avg.	30:48	31:44
Sacks Allowed/Yards Lost	15/103	21/130
Sacks Made/Yards	20/115	21/121
Total Touchdowns Scored	34	19
Penalties Against/Yards	55/467	62/529
Punts/Avg.	33/36.3	36/47.8
Turnover Differential	+16 (1)	-9 (28t)



PATRIOTS VS. COLTS

RECENT PATRIOTS-COLTS GAMES

While the Patriots have won 17 of the last 24 games between the clubs, dating back to the 1996 season, Indianapolis has won five of the last eight meetings.

Last 24 Games: New England 17, Indianapolis 7

Date	Result	Score	H/A	Stadium
12/04/11	W	31-24	H	Gillette Stadium
11/21/10	W	31-28	H	Gillette Stadium
11/15/09	L	34-35	A	Lucas Oil Stadium
11/02/08	L	15-18	A	Lucas Oil Stadium
11/04/07	W	24-20	A	RCA Dome
01/21/07*	L	34-38	A	RCA Dome
11/05/06	L	20-27	H	Gillette Stadium
11/07/05	L	21-40	H	Gillette Stadium
01/16/05*	W	20-3	H	Gillette Stadium
09/09/04	W	27-24	H	Gillette Stadium
01/18/04*	W	24-14	H	Gillette Stadium
11/30/03	W	38-34	A	RCA Dome
10/21/01	W	38-17	A	RCA Dome
09/30/01	W	44-13	H	Foxboro
10/22/00	L	23-30	A	RCA Dome
10/08/00	W	24-16	H	Foxboro
12/12/99	L	15-20	A	RCA Dome
09/19/99	W	31-28	H	Foxboro
11/01/98	W	21-16	A	RCA Dome
09/13/98	W	29-6	H	Foxboro
11/30/97	W	20-17	H	Foxboro
09/07/97	W	31-6	A	RCA Dome
11/24/96	W	27-13	H	Foxboro
10/20/96	W	27-9	A	RCA Dome

*-Playoffs

PASSING PERFORMANCES

Tom Brady's very first NFL start was against the Colts on Sept. 30, 2001 at Foxboro Stadium. He finished 13-of-23 for 168 yards in a 44-13 Patriots win. Brady owns a 7-3 record in the regular season against Indianapolis and 2-1 record in the postseason. He has thrown three touchdowns against the Colts in five of those games. He is 4-2 in the regular-season in home games and 2-0 at home in the postseason.

Tom Brady vs. Indianapolis (7-3)

(Regular Season)

Date	A	C	Yd	% TD	I	RT	W/L	Score
09/30/01	23	13	168	56.5	0	0	79.6	W 44-13
10/21/01	20	16	202	80.0	3	0	148.3	W 38-17
11/30/03	35	26	236	74.3	2	2	87.3	W 38-34
09/09/04	38	26	335	68.4	3	1	111.2	W 27-24
11/07/05	33	22	265	66.7	3	0	121.4	L 21-40
11/05/06	35	20	201	57.1	0	4	34.0	L 20-27
11/04/07	32	21	255	65.6	3	2	95.2	W 24-20
11/15/09	42	29	375	69.0	3	1	110.7	L 34-35
11/21/10	25	19	186	76.0	2	0	123.1	W 31-28
12/04/11	38	29	289	76.3	2	0	114.9	W 31-24
Totals	321	221	2512	68.8	21	10	100.9	7-3

Tom Brady vs. Indianapolis (2-1)

(Postseason)

Date	A	C	Yd	% TD	I	Rating	W/L	Score
01/18/04	37	22	237	59.5	1	1	76.1	W 24-14
01/16/05	27	18	144	66.7	1	0	92.2	W 20-3
01/21/07	34	21	232	61.8	1	1	79.5	L 34-38
Totals	98	61	613	62.2	3	2	81.7	2-1

CONNECTIONS

New England Ties

- Colts **RB Donald Brown** played at the University of Connecticut from 2005-08 and set school records in rushing attempts and yards during his time with the team.
- Colts **OL Anthony Castonzo** played at Boston College from 2007-2010 and set a school record with 54 starts during his career.
- Colts **OLB Dwight Freeney** is a native of Bloomfield, Conn. and lettered in football (three), basketball (four), baseball (four) and soccer (one) at Bloomfield High School.

CONNECTIONS (CONTINUED)

Former Patriots

- Colts **K Adam Vinatieri** kicked for the Patriots from 1996-2005 and helped lead the team to three Super Bowl Championships. Vinatieri connected on last-minute game-winning field goals in Super Bowl XXXVI vs. St. Louis and Super Bowl XXXVIII vs. Carolina.
- Colts **FS Sergio Brown** played in 26 games for the Patriots from 2010-2011.
- Colts **CB Darius Butler** was drafted by the Patriots in the second round of the 2009 NFL Draft and played for New England for two seasons (2009-10)

Former Colts

- Patriots Head Coach **Bill Belichick** earned his first job in the NFL in 1975 as a Special Assistant for the Baltimore Colts.
- Patriots Assistant Head Coach/Offensive Line Coach **Dante Scarnecchia** coached the Colts offensive line from 1989-90.

WHAT TO LOOK FOR THIS WEEK VS. INDIANAPOLIS

TOM BRADY

- With one touchdown pass against the Colts, Tom Brady will extend his streak to 42 straight games with at least one touchdown pass and continue his third longest streak all time, behind Drew Brees (52-current) and Johnny Unitas (47).
- Brady has 50 career 300-yard games in the regular season and needs one more to tie hall of famer Dan Fouts (51) for 6th place all time.
- Brady has two rushing touchdowns in 2012 and needs one more to tie his single-season career high of three set in 2011.
- Brady tied Drew Brees with his ninth NFL game with four touchdowns, 300 yards and no interceptions against St. Louis and needs one more such game to be alone in first place.
- Brady (42,624) needs 417 passing yards to move past Dan Fouts (43,040) into 10th place all time.

STEPHEN GOSTKOWSKI

- Stephen Gostkowski (7-of-10) needs one more 50-yard field goal to tie Adam Vinatieri (8-of-17) for most 50-yard field goals in Patriots history.
- Gostkowski has two 50-yarders so far in 2012 and can become the first Patriots player with three 50-yard field goals in a single season.

ROB NINKOVICH

- Rob Ninkovich has a team-leading four forced fumbles. If he has one more forced fumble he will be tied with Mike Vrabel (five in 2007) for the most forced fumbles for a Patriots player within the last 20 years.

WES WELKER

- Wes Welker (16) needs one more 10-plus catch game to break a second place tie with Marvin Harrison (16) and tie Jerry Rice (17) for the most 10-catch games in NFL history.
- Welker needs one reception to extend his streak to 87 straight regular-season games with at least one reception as a member of the Patriots to extend his franchise record. Welker has an overall streak of 103 straight regular-season games with at least one reception, including his time with the Miami Dolphins.

TEAM

- The Patriots opened the second half of the 2012 regular season with a victory over Buffalo. Since the 2010 season, the Patriots are 17-0 in the second half. In both 2010 and 2011, the Patriots were 8-0 in the second half of the season. Their last loss was in the 2009 season-finale at Houston, a 34-27 loss, on Jan. 3, 2010.



LAST GAME: PATRIOTS VS. BILLS

PATRIOTS 37, BUFFALO 31

November 11, 2012 ★ Gillette Stadium

	1	2	3	4	Final
Buffalo Bills	0	17	7	7	31
New England Patriots	10	14	7	6	37

Devin McCourty intercepted QB Ryan Fitzpatrick in the end zone with 28 seconds to play to keep Buffalo winless at Gillette Stadium with a 37-31 Patriots' victory. The Patriots are 11-0 against the Bills at Gillette Stadium and 23-2 overall in the last 25 games against Buffalo. The Patriots also earned their 22nd series sweep of Buffalo, following a 52-28 win in the first meeting.

McCourty also forced a fumble in the fourth quarter after Buffalo reached the New England 13-yard line. Buffalo RB Fred Jackson broke free towards the end zone before McCourty forced the fumble, allowing CB Kyle Arrington to recover at the 1-yard line.

The Patriots let a 17-3 lead slip to 34-31 with 7:47 left to play. After holding New England to a field goal on the ensuing drive, Buffalo got the ball back with 2:06 to play and moved to the 15-yard line before Fitzpatrick was intercepted by McCourty in the end zone to seal the victory.

The Patriots extended their streak to 11 straight scoring possessions against the Bills with a field goal and three touchdowns on their first four series. In the previous meeting, New England scored on its last seven series with six touchdowns and a field goal.

Buffalo was penalized 14 times for 148 yards in the game, including four defensive pass interference penalties with three occurring in the end zone.

The Patriots led, 24-17, at halftime, scoring on a 43-yard field goal by K Stephen Gostkowski, touchdown runs of 1 yard by RB Stevan Ridley and 15 yards by RB Danny Woodhead and a 2-yard touchdown pass from QB Tom Brady to TE Rob Gronkowski.

The Bills scored on a 42-yard field goal by K Rian Lindell, a 14-yard run by Jackson and a 3-yard touchdown pass from Fitzpatrick to TE Scott Chandler with 31 seconds left in the half.

Woodhead scored again in the third quarter on an 18-yard touchdown pass from Brady. The Bills cut the lead to 31-24 on the next possession with an 11-play, 84-yard drive that was capped by a 1-yard touchdown run by Jackson.

Gostkowski's 48-yard field goal gave the Patriots a 34-24 lead 50 seconds into the fourth quarter.

PATRIOTS EARN SERIES SWEEP OF BUFFALO FOR 22ND SWEEP IN THE SERIES

The Patriots have swept the season series against the Bills for the 10th time in the last 12 years and earned their 22nd series sweep of Buffalo. New England has now won their last 12 games against the Bills at home, including an 11-0 record against Buffalo at Gillette Stadium. The Patriots have now won 23 of the last 25 games in the series. Tom Brady is now 20-2 all-time against Buffalo as a starting quarterback. The Patriots improved to 10-3 under Bill Belichick after a bye week.

TOM BRADY IMPROVES TO 20-2 IN STARTS AGAINST BUFFALO; TIED FOR THE FEWEST STARTS A QB NEEDED TO GET TO 20 WINS AGAINST A TEAM

Tom Brady is 20-2 in 22 starts against the Bills. That's tied for the fewest starts a QB has needed to get to 20 wins against a team (22 starts). Len Dawson won 20 of his first 22 starts against the Broncos

PATRIOTS HAVE SCORED 30 OR MORE POINTS AGAINST BUFFALO IN SIX STRAIGHT GAMES

The Patriots have scored 30 or more points against Buffalo in six straight games after finishing with 37 points against Buffalo this afternoon. The Patriots scored a season-high 52 points in the first meeting in 2012.

PATRIOTS STRONG IN SEASON'S SECOND HALF

The Patriots opened the second half of the 2012 regular season with a victory over the Bills. Since the 2010 season, the Patriots are now a combined 17-0 in the second half of the regular season. In both 2010 and 2011, the Patriots were 8-0 in the second half of the regular season. The last time the Patriots lost a game in the second half of the regular season was in the 2009 regular-season finale, a 34-27 loss at Houston on Jan. 3, 2010.

DANNY WOODHEAD HAS FIRST CAREER TWO-TOUCHDOWN GAME

Danny Woodhead scored two times with a 15-yard rushing touchdown in the second quarter and an 18-yard reception in the third quarter. It is his first two-touchdown game of his career. Woodhead finished the game with a total of 61 scrimmage yards on one rush and four catches.

ROB GRONKOWSKI HAS SCORED AT LEAST ONE TOUCHDOWN IN EVERY GAME HE HAS PLAYED AGAINST BUFFALO

Rob Gronkowski reached the end zone on a 2-yard reception in the second quarter that gave the Patriots a 24-10 lead. He has now scored at least one touchdown in each of his six career regular season games against Buffalo, totaling nine scores. With his score against the Bills, Gronkowski now has eight touchdowns this season, and his eight touchdown receptions are tied for the fourth-most touchdown catches in a season by a Patriots tight end, trailing only his totals of 17 touchdowns from 2011 and 10 touchdowns from 2010, and Ben Coates' total of nine touchdowns from 1996.

DEVIN MCCOURTY INTERCEPTION ENDS GAME

Devin McCourty intercepted Ryan Fitzpatrick in the end zone with 23 seconds left in the game and the Patriots holding a 37-31 lead. The pick was McCourty's third of the year, tying him with Tavon Wilson for the team lead. McCourty now has 12 career interceptions and is the 25th player in team history to have a dozen or more picks in a Patriots uniform.

VINCE WILFORK GETS A SACK AND FORCED FUMBLE

Vince Wilfork strip-sacked Ryan Fitzpatrick at the Bills' 13-yard line in the first quarter, forcing a fumble that Jermaine Cunningham recovered. The Patriots scored off of the turnover, with Stevan Ridley's 1-yard run giving New England a 10-0 first-quarter lead. The strip-sack/turnover was the fifth for the Patriots this season. In addition to Wilfork's strip-sack, Chandler Jones also has caused two such turnovers and Rob Ninkovich has also caused a pair.

STEVAN RIDLEY HAS SIXTH RUSHING TOUCHDOWN; ON PACE TO FINISH WITH 11

Ridley scored his sixth touchdown of the season on a 1-yard run in the first quarter. He is on pace to finish with 11 touchdowns this season. It would be 13th time in Patriots history that a running back finished a season with 10 or more touchdowns rushing.

DIVISIONAL DOMINANCE IN NOVEMBER

The Patriots have the highest winning percentage in division games from November until the end of the season since 2002.

Team	W	L	T	Pct.
New England	28	7	0	.800
Indianapolis	26	9	0	.743
San Diego	25	9	0	.735
Green Bay	27	10	0	.730
Pittsburgh	27	11	0	.710



PATRIOTS 2012 TEAM NOTES

2012 WHAT TO LOOK FOR

BILL BELTCHICK

- Bill Belichick (198) needs two more wins to become the eighth NFL coach with 200 victories.
- Belichick (17) needs one more postseason victory to move out of a tie with Joe Gibbs into sole possession of third place all-time in postseason wins. Tom Landry (20) is in first place followed by Don Shula (19).

TOM BRADY

- Tom Brady has 50 career 300-yard games. He needs one more 300-yard game to tie Hall of Famer Dan Fouts for sixth place with 51 300-yard games.
- If Brady reaches 30 or more touchdowns passes in 2012 he will become just the fifth player in NFL history with at least 30 or more touchdown passes in four seasons. He has 18 touchdown so far in 2012 and is on pace to finish with 32.
- Brady (22) needs one more AFC Offensive Player of the Week honor to break a tie with Peyton Manning (22) for the most Player of the Week honors in NFL history.
- If Brady reaches 4,000 passing yards in 2011, he will be just the fifth player in NFL history to reach 4,000 yards in five or more seasons: Peyton Manning (11), Dan Marino (6), Drew Brees (6) and Brett Favre (6). He currently has 2,645 yards and is on pace for 4,702 yards.
- Brady has thrown at least one touchdown pass in 41 straight games. Brady's 41 straight games with at least one touchdown pass are third all-time, Drew Brees (52-current) and Johnny Unitas (47).
- Brady had at least one touchdown pass in all 16 games in each of the last two seasons and has thrown for at least one in each of the first nine games of 2012. Brady and Brees are the first two quarterbacks to throw for at least one touchdown pass in all 16 games for two straight seasons.

ROB GRONKOWSKI

- Rob Gronkowski (10 touchdowns in 2010 and 18 in 2011) can become the first tight end in NFL history with three straight 10-plus touchdown seasons. Gronkowski and Antonio Gates (13 in 2004 and 10 in 2005) are the only tight ends to have back-to-back 10-plus touchdown seasons. Gronkowski has eight touchdowns in the first nine games of 2012.
- If Gronkowski has another 10-touchdown season in 2012, he will join Randy Moss (2007, 2008 and 2009) and Corey Dillon (2004, 2005, 2006) as the only Patriots with three straight 10-plus touchdown seasons and three 10-plus seasons overall.
- Gronkowski has 35 receiving touchdowns and 36 touchdowns overall (35 receiving and 1 rushing) since 2010. The NFL record for most receiving touchdown in a player's first three NFL seasons is 43 by Randy Moss and the NFL record for most touchdowns overall by a player in his first three NFL seasons is 47 by Barry Sanders (4 receiving and 43 rushing).

CHANDLER JONES

- Chandler Jones has three forced fumbles in 2012. Mike Vrabel had five forced fumbles in 2007, the most by a player in the last 20 years.
- Jones has a team-leading 6.0 sacks. The Patriots rookie record for most sacks in a season is 10.5 by Garin Veris in 1985. The NFL rookie record is 14.5 by Jevon Kearse with Tennessee in 1999.

WES WELKER

- If Wes Welker reaches 100 receptions in 2012, he will become the first player in NFL history with five 100-catch seasons.
- Welker now has 16 10-plus catch seasons and needs two more 10-plus catch games to become the NFL's all-time leader. Jerry Rice is in first place with 17 10-reception games, followed by Marvin Harrison (16) and Welker (16).
- Welker (15) needs one more game with 10 receptions and 100 receiving yards to break a tie with Jerry Rice (15) for the most in NFL history.

PATRIOTS NAME 2012 TEAM CAPTAINS

The Patriots team captains are the same six who served as captains in 2011. The Patriots' 2012 captains were elected by their teammates. Quarterback Tom Brady and G Logan Mankins are the offensive captains. Nose tackle Vince Wilfork, LB Jerod Mayo and CB Devin McCourty are the defensive captains. Wide receiver Matthew Slater is the special teams captain. Brady has been chosen as a captain for the 11th straight season. Wilfork is a captain for the fifth straight season, while Mayo, is in his fourth season serving as a captain. Mankins, McCourty and Slater are captains for a second time.

TOP OFFENSE IN 2012

The Patriots offense is ranked first in the NFL in 2012 with 430.3 yards per game. The Patriots offense has finished in the top 10 five straight seasons. Since the 1970 merger, the Patriots offense has finished in the top 10 a total of 16 times, including seven times under Bill Belichick.

Year	Rank
2011	2 (428.0)
2010	8 (363.8)
2009	3 (397.3)
2008	5 (365.4)
2007	1 (411.3)

PATRIOTS SCORE TOUCHDOWNS IN 2012

The Patriots are first in the NFL in 2012 with 34 touchdowns. The Patriots are on pace to finish with 60 total touchdowns, which would be fourth in team history to the 75 scored in 2007, the 65 scored in 2010 and the 61 in 2011.

MOST TOUCHDOWNS IN A SEASON / PATRIOTS

75 in 2007
65 in 2010
61 in 2011
52 in 1961 and 1980

2012 PATRIOTS LEAD THE NFL WITH 165 POINTS

The Patriots are first in the NFL with 299 points in 2012 and are on pace for 532 points, which would be second in team history. In 2011, the Patriots became the third team to ever have at least five straight 400-point seasons. Indianapolis had five straight (2003-07) and San Diego has a current streak of eight straight 400 point seasons (2004-11).

MOST POINTS SCORED IN A SEASON BY THE PATRIOTS

589 in 2007
518 in 2010
513 in 2011
441 in 1980

PATRIOTS ON POINT IN 2012

The Patriots are first in the NFL with an average of 33.2 points per game so far in 2012. If they keep that pace it would be second in team history.

HIGHEST AVG. POINTS PER GAME BY THE PATRIOTS

36.8 in 2007
32.4 in 2010
32.1 in 2011
29.5 in 1961

PATRIOTS SET FRANCHISE RECORD FOR MOST TOTAL NET YARDS IN 2011; ARE ON PACE TO BREAK THAT RECORD IN 2012

The Patriots have 3,873 net yards through the first nine games in 2012 and are on pace to finish with 6,885, which would rank fourth in NFL history and set a new franchise record. The Patriots finished the 2011 season with 6,848 total net yards, setting a new franchise record for most total net yards in a season. That total is fourth all-time in NFL history.

MOST TOTAL NET YARDS/SEASON PATRIOTS

6,848 in 2011
6,580 in 2007
6,357 in 2009

MOST TOTAL NET YARDS/ NFL

7,474	New Orleans in 2011
7,075	St. Louis in 2000
6,936	Miami in 1984
6,848	Patriots in 2011



PATRIOTS 2012 TEAM NOTES

PATRIOTS DEFENSE HOLDS TENNESSEE TO JUST 20 YARDS RUSHING IN 2012 OPENER

The Patriots defense held the Titans to just 20 yards rushing on 16 attempts for a 1.3-yard average in the 2012 season opener. The 20 yards rushing allowed are the fifth-lowest total in Patriots history and the lowest total since holding Buffalo to 14 yards rushing on Dec. 11, 2005 in Buffalo.

FEWEST YARDS ALLOWED RUSHING IN A GAME

2 at San Diego, Dec. 17, 2005
14 at Buffalo, Dec. 11, 2005
14 vs. Kansas City, Oct. 11, 1998
19 vs. Houston, Nov. 1, 1963.
20 at Tennessee, Sept. 9, 2012
20 vs. Seattle, Dec. 4, 1988

PATRIOTS HAD TWO RUNNING BACKS REACH 100 YARDS RUSHING AT BUFFALO IN 2012

Rookie RB Brandon Bolden (137) and RB Stevan Ridley (106) both rushed for over 100 yards at Buffalo on Sept. 30. It is the first time the Patriots had two 100-yard rushers in the same game since Nov. 23, 1980 at Baltimore Colts when Don Calhoun (106) and Vagas Ferguson (100) each had 100 yards rushing.

2012 PATRIOTS HAVE FIRST BACK-TO-BACK 200 YARD RUSHING GAMES SINCE 1978

The Patriots had more than 200 rushing yards in back-to-back games for the first time since 1978. Vs. Denver (10/7), New England finished the game with a total of 251 rushing yards on 54 carries. The previous week at Buffalo (9/30), New England had a total of 247 rushing yards. The last time New England had 200-plus rushing yards in consecutive games was when it followed a 213-yard performance on Dec. 3, 1978 at Dallas with a 249-yard effort against Buffalo on Dec. 10, 1978. It is the 69th time in franchise history that they have rushed for 200 yards in a game. It is the most rushing yards in a game since gaining 277 at Oakland on Dec. 14, 2008.

SECOND TIME IN NFL HISTORY A TEAM HAS TWO 100-YARD RUSHERS, TWO 100-YARD RECEIVERS AND A 300-YARD PASSER

The Patriots had two 100-yard rushers (Brandon Bolden 137 and Stevan Ridley 106), two 100-yard receivers (Wes Welker 129 and Rob Gronkowski 104) and a 300-yard passer (Tom Brady 340) in the win at Buffalo (9/30) for the first time in team history. It is the second time in NFL history that feat has been accomplished. Green Bay was the first team to do so on Dec. 28, 2008 in a win vs. Detroit when Ryan Grant (106) and DeShawn Wynn (106) rushed for over 100 yards, Donald Driver (111) and Greg Jennings (101) went over 100 yards receiving and Aaron Rodgers (308) passed for over 300 yards.

PATRIOTS TIED A TEAM RECORD WITH FOUR RUSHING TOUCHDOWNS AT BUFFALO

The Patriots tied a team record with four rushing touchdowns in the win at Buffalo (9/30). It is the seventh time and the first time since Oct. 16, 1983 vs. San Diego that the Patriots scored on four rushing touchdowns in a game.

PATRIOTS ARE FIFTH IN NFL IN RUSHING

The Patriots offense is ranked fifth in the NFL in rushing through nine games with an average of 146.0 yards per game. If they keep that pace, they will finish with the highest rushing average since the Patriots averaged 162.8 yards per game in 1983.

PATRIOTS OFFENSE GAINS 580 YARDS AT BUFFALO IN 2012

The Patriots chalked up 580 yards in total offense at Buffalo (9/30), the fourth most in team history. It is the 14th time in team history that the Patriots have recorded at least 500 total yards on offense. It is the ninth time under Bill Belichick that the Patriots have accomplished the feat.

MOST TOTAL NET YARDS/GAME

622 at Miami, Sept. 12, 2011
619 vs. Tennessee, Oct. 18, 2009
597 vs. N.Y. Jets, Sept. 9, 1979
580 at Buffalo, Sept. 30, 2012.

PATRIOTS SET TEAM RECORD WITH 35 FIRST DOWNS IN THE WIN VS. DENVER

The Patriots gained a total of 35 first downs vs. Denver (10/7), marking the highest total in franchise history. New England had 18 first downs rushing, 16 first downs passing, and one first down by penalty. The previous team record for most first downs in a game was 34, achieved against the Washington on Oct. 28, 2007.

PATRIOTS ARE FIRST TEAM SINCE THE NFL MERGER TO REGISTER THREE STRAIGHT GAMES WITH 30 OR MORE FIRST DOWNS

The Patriots are the first team since the 1970 AFL-NFL merger to have recorded 30 or more first downs in three straight games with 33 at Baltimore (9/23), 33 at Buffalo (9/30) and a team-record of 35 vs. Denver (10/7).

2012 PATRIOTS OFFENSE ON PACE TO SET THE NFL RECORD FOR MOST FIRST DOWNS IN A SEASON

The Patriots have 259 first downs through nine games this season, giving them an average of 29 per game and a pace to finish the year with 460, which would smash the NFL record of 416 total first downs by New Orleans in 2011.

NFL RECORD FOR MOST FIRST DOWNS IN A SEASON

416 New Orleans in 2011
399 New England in 2011
398 Kansas City in 2004

PATRIOTS SCORE 45 SECOND HALF POINTS TO TIE A TEAM RECORD FOR MOST POINTS IN A HALF

The Patriots scored 45 points in the second half at Buffalo (9/3), including 31 points in the fourth quarter. It is tied for the highest total in a half in franchise history. The Patriots scored 45 first half points vs. Tennessee on Oct. 18, 2009 in a 59-0 win. The 31 fourth quarter points are the most in a quarter since scoring 35 second quarter points in the Titans game. In addition, the 45 points are the most by a team that trailed after halftime since the Giants had a 48 point second half vs. Baltimore on Nov. 19, 1950.

MOST POINTS/SECOND HALF

49 Chicago Bears vs. Philadelphia, Nov. 30, 1941
48 Chicago Cardinals vs. Baltimore, Oct. 2, 1950
48 N.Y. Giants vs. Baltimore, Nov. 19, 1950
45 Patriots at Buffalo, Sept. 30, 2012
45 Cincinnati vs. Houston, Dec. 17, 1972

MOST POINTS IN A HALF OVERALL

49 Green Bay vs. Tampa Bay, Oct. 2, 1983
49 Chicago Bears vs. Philadelphia, Nov. 30, 1941
48 Buffalo vs. Miami, Sept. 18, 1966
48 Chicago Cardinals vs. Baltimore, Oct. 2, 1950
48 N.Y. Giants vs. Baltimore, Nov. 19, 1950
45 Patriots at Buffalo, Sept. 30, 2012
45 Philadelphia vs. Washington, Nov. 15, 2010
45 Patriots vs. Tennessee, Oct. 18, 2009
45 Seattle vs. Minnesota, Sept 29, 2002
45 Houston vs. Cleveland, Dec. 9, 1990
45 Indianapolis vs. Denver, Oct. 31, 1988
45 Cincinnati vs. Houston, Dec. 17, 1972
45 Green Bay vs. Cleveland, Nov. 12, 1967

PATRIOTS SET NFL RECORD FOR MOST CONSECUTIVE GAMES WITH 350 OR MORE YARDS

The Patriots gained 473 yards in the win against St. Louis (10/28) for their 17th consecutive games with 350 or more yards to set an NFL record. The streak was snapped when the patriots gained 347 yards in the win vs. Buffalo (11/11).

Team Years Consecutive 350-Yard Games

Team	Years	Consecutive 350-Yard Games
Patriots	2011-present	17
St. Louis	1999-2000	16
San Diego	1982-1983	14
San Diego	1981-1982	13
Indianapolis	2008-2009	13



PATRIOTS SUSTAINING SUCCESS

PATRIOTS ARE MOST FREQUENT SUPER BOWL TEAM OVER LAST 30 YEARS

The Patriots won their seventh conference championship since the 1985 season, and have won more conference titles than any other team over the last 30 years (since 1982). Additionally, the Patriots' six conference titles over the last 25 years are two more than the next closest teams, and New England's six conference championships in the last 20 years are also more than any other team. New England also has more conference titles over the last 15 years (5) and over the last 10 years (4) than any other team. The Patriots' two conference titles in the last five years are tied with Pittsburgh and the New York Giants for the most over that span.

Most Conference Championships in Last 5 Years (2007-2011)

New England	2
Pittsburgh.....	2
N.Y. Giants.....	2
New Orleans.....	1
Indianapolis.....	1
Green Bay.....	1
Arizona.....	1

Most Conference Championships in Last 10 Years (2002-2011)

New England	4
Pittsburgh.....	3
Indianapolis.....	2
N.Y. Giants.....	2
9 Other Teams.....	1

*-Pending Results of 2011 NFC Championship Game

Most Conference Championships in Last 15 Years (1997-2011)

New England	5
Pittsburgh.....	3
N.Y. Giants.....	3
Denver.....	2
Green Bay.....	2
Indianapolis.....	2
St. Louis Rams.....	2

Most Conference Championships in Last 20 Years (1992-2011)

New England	6
Pittsburgh.....	4
Dallas.....	3
Green Bay.....	3
N.Y. Giants.....	3
Buffalo.....	2
Denver.....	2
Indianapolis.....	2
St. Louis.....	2

Most Conference Championships in Last 25 Years (1987-2011)

New England	6
Buffalo.....	4
Denver.....	4
Pittsburgh.....	4
N.Y. Giants.....	4
Dallas.....	3
Green Bay.....	3
San Francisco.....	3

Most Conference Championships in Last 30 Years (1982-2011)

New England	7
Denver.....	5
N.Y. Giants.....	5
Buffalo.....	4
Pittsburgh.....	4
San Francisco.....	4
Washington.....	4
Dallas.....	3
Green Bay.....	3

WHAT HAVE YOU DONE FOR ME LATELY?

Since the 2009 season, the Patriots have maintained their spot atop the NFL in terms of regular season winning percentage and regular season points scored. Since the beginning of the 2010 season, the Patriots have the NFL's highest winning percentage and have scored the most points in the NFL. Since 2011, the Patriots are tied for the third-best winning percentage and have scored the most points.

HIGHEST WINNING PERCENTAGE SINCE 2009

Team	W	L	T	Pct.	PF	PA
New England Patriots	43	14	0	.754	1757	1141
Green Bay Packers	42	15	0	.737	1648	1083
New Orleans Saints	41	16	0	.719	1690	1243
Atlanta Falcons	40	17	0	.702	1426	1137
Baltimore Ravens	40	17	0	.702	1380	993
Pittsburgh Steelers	39	18	0	.684	1275	960
San Diego Chargers	34	23	0	.596	1510	1210
Houston Texans	33	23	0	.589	1409	1181
San Francisco 49ers	33	23	1	.588	1228	983

HIGHEST WINNING PERCENTAGE SINCE 2010

Team	W	L	T	Pct.	PF	PA
New England Patriots	33	8	0	.805	1330	856
Atlanta Falcons	31	10	0	.756	1063	812
Green Bay Packers	31	10	0	.756	1187	786
Baltimore Ravens	31	10	0	.756	989	732
Pittsburgh Steelers	30	11	0	.732	907	636
New Orleans Saints	28	13	0	.683	1180	902
Chicago Bears	26	15	0	.634	929	760
San Francisco 49ers	25	15	1	.622	898	702
Houston Texans	24	16	0	.600	1021	848

HIGHEST WINNING PERCENTAGE SINCE 2011

Team	W	L	T	Pct.	PF	PA
Green Bay Packers	21	4	0	.840	799	546
San Francisco 49ers	19	5	1	.780	593	356
New England Patriots	19	6	0	.760	812	543
Baltimore Ravens	19	6	0	.760	632	462
Atlanta Falcons	18	7	0	.720	649	524
Houston Texans	18	7	0	.720	631	421
Pittsburgh Steelers	18	7	0	.720	532	404
New Orleans Saints	17	8	0	.680	796	595

MOST POINTS SCORED SINCE 2009

Team	Points
New England Patriots	1757
New Orleans Saints.....	1690
Green Bay Packers.....	1648
San Diego Chargers.....	1510
New York Giants.....	1457
Atlanta Falcons.....	1426
Philadelphia Eagles.....	1420
Houston Texans.....	1409
Baltimore Ravens.....	1380

MOST POINTS SCORED SINCE 2010

Team	Points
New England Patriots	1330
Green Bay Packers.....	1187
New Orleans Saints.....	1180
Atlanta Falcons.....	1063
San Diego Chargers.....	1056
New York Giants.....	1055
Detroit Lions.....	1052
Houston Texans.....	1021
Philadelphia Eagles.....	991

MOST POINTS SCORED SINCE 2011

Team	Points
New England Patriots	812
Green Bay Packers.....	799
New Orleans Saints.....	796
Detroit Lions.....	690
New York Giants.....	661
Atlanta Falcons.....	649
Houston Texans.....	631
San Diego Chargers.....	615



INSIDE THE NUMBERS

BY THE NUMBERS

3

The Patriots have lost three games in 2012 by two points or fewer. They are the first team to lose three games by two points or less in the first six games since the 1960 Dallas Texans.

3

Rookie DE Chandler Jones has forced three fumbles on sacks so far in 2012.

3

The number of interceptions in 2012 by rookie S Tavon Wilson to match the total he had during his college career at Illinois.

5

The number of strip-sack/turnovers the Patriots have in 2012 with 1 by Vince Wilfork and 2 by Chandler Jones and Rob Ninkovich.

6

The number of sacks by rookie DE Chandler Jones in the first nine games of the season. The Patriots rookie record for most sacks in a season is 10.5 by Garin Veris in 1985.

11

The number of 20-yard runs by RB Stevan Ridley. Since 2000, Corey Dillon and Antowain Smith are tied with 13 runs of 20 or more, followed by Ridley and Laurence Maroney (11).

9

The number of times that Wes Welker has reached 100 yards receiving in a half (6 in the first half and 3 in the second).

8.6

The average of rookie Brandon Bolden on 16 carries for 137 yards at Buffalo (9/30), tied for the third highest among Patriots players with at least 15 carries in a game.

17

The Patriots extended their streak to 17 consecutive games with at least 350 total yards to set the NFL record before it was snapped vs. Buffalo (11/11).

20

The number of rushing yards the Patriots defense held Tennessee to in the 2012 season opener – tied for fifth-lowest total in team history.

35

The number of first downs by the Patriots vs. Denver (10/7) to set a franchise record and make the Patriots the first team since the 1970 merger to have three straight games with 30 or more first downs.

66

The number of receptions by Wes Welker so far in 2012, putting him on pace for 117 receptions. He would become the first player in NFL history with five 100-catch seasons.

145

The loss to Baltimore (9/23) ended the Patriots run of 145 consecutive games at .500 or better, the longest such streak in NFL history. Dallas had the second longest streak ever with 115 games at .500 or better (1965-1974).

814

The number of rushing yards through the first nine games by Stevan Ridley, putting him on pace to finish the year with 1,447 yards and become the 12th Patriots player to reach 1,000 yards.

TOM BRADY BY THE NUMBERS

1

Tom Brady became the first player to follow a 500-yard performance with a 400-yard performance after Brady had back-to-back games with 517 yards and 423 yards to start 2011.

4

The number of seasons that Brady has reached 4,000 passing yards. His four 4,000-yard seasons are tied with Warren Moon and Philip Rivers for the fifth most in NFL history.

6

Brady became the sixth NFL quarterback in NFL history to have 30 or more touchdowns passes in at least three seasons.

TOM BRADY BY THE NUMBERS (continued)

13

Tom Brady is one of 13 quarterbacks in NFL history to throw for 500 or more yards after he passed for 517 in the 2011 opener at Miami.

22

The number of times Tom Brady has earned AFC Offensive Player of the Week honors to tie Peyton Manning (22) for the most Player of the Week awards earned by a player since the accolade was instituted in 1984.

33

The number of times that Brady has thrown for at least three touchdowns with no interceptions, third in NFL history behind Peyton Manning (37) and Brett Favre (36).

41

The number of consecutive games that Brady has thrown at least one touchdown pass, third best behind 52 by Drew Brees and 47 by Johnny Unitas.

50

The number of regular season 300-yard passing games by Tom Brady, a team record.

102

The number of times that Brady has thrown two or more touchdowns in a game. The Patriots are 86-16 when he throws for two or more touchdowns.

5,235

The number of passing yards by Brady in 2011, the second most in a season in NFL history.

THE KRAFT ERA

3

The number of Super Bowl championships the Patriots have won since Robert Kraft purchased the team in 1994. That mark is the highest total in the NFL over that span. Only Denver (2; 1997 and 1998), Pittsburgh (2; 2005 and 2008) and the NY Giants (2; 2007 and 2011) have won multiple Super Bowl titles since 1994.

6

The number of conference championships the Patriots have won since Robert Kraft purchased the team in 1994. That mark is the highest total in the NFL over that span. Pittsburgh is second with four conference titles since 1994.

11

The number of division championships won by the Patriots since Kraft purchased the team in 1994.

13

The number of playoff seasons earned by the Patriots in the 18 seasons since Robert Kraft purchased the team.

19

The number of playoff games the Patriots have won since Robert Kraft purchased the team in 1994. That mark is the highest total in the NFL over that span. Pittsburgh ranks second with 17 playoff wins over that span.

29

The number of playoff games the Patriots have appeared in since 1994, the most in the NFL. Pittsburgh has the second most with 27.

199

The number of consecutive home games that have been sold out, including playoff and postseason games dating back to the 1994 season opener.

THE BELICHICK ERA

4

Bill Belichick is one of just four coaches to win three championships since the Super Bowl era began. Belichick joins three members of the Pro Football Hall of Fame in the exclusive club (Chuck Noll 4, Joe Gibbs 3 and Bill Walsh 3). Belichick is the only coach to win three Super Bowls in the post-1993 salary cap era and the only one to ever win three in four years.

198

Bill Belichick has 198 career victories as a head coach, including playoff games for 8th place all-time.



BILL BELICHICK NEWS & NOTES

THE HEAD COACH

18th season as head coach • 38th NFL season

Overall Record: 198-107 (.649)

Regular Season: 181-100 (.644)

Postseason: 17-7 (.708)

With Patriots overall: 161-62 (.722)

Super Bowl Titles: 5 (86, 90, 01, 03, 04)

Conf. Titles: 8 (86, 90, 96, 01, 03, 04, 07, 11)

Division Titles: 16 (75, 78, 86, 89, 90, 96, 98, 01, 03, 04, 05, 06, 07, 09, 10, 11)



Bill Belichick is the only head coach in NFL history to win three Super Bowl titles in a four-year span. He has won more regular season games (123) and more games overall (136) during a 10-year stretch (2002-2011) than any other coach in NFL History. In the 2007 season, Belichick led the Patriots to the fourth undefeated and untied regular season and the first since the NFL established a 16-game schedule in 1978.

BELICHICK LEADS TEAM TO 11TH STRAIGHT WINNING RECORD

Bill Belichick has led the Patriots to a winning record for 11 consecutive seasons (2001-2011). The only other NFL coach to have at least 10 consecutive winning seasons with one team since the 1970 merger was Tom Landry, who led the Dallas Cowboys to 16 consecutive winning seasons (1970-1985).

BELICHICK BECOMES FIRST COACH WITH NINE STRAIGHT SEASONS OF 10 WINS

Bill Belichick is the first coach in NFL history with nine straight seasons with at least 10 victories after guiding the Patriots to nine 10-plus seasons from 2003 through 2011.

BELICHICK FIRST IN NFL HISTORY WITH 13-PLUS WINS IN FIVE DIFFERENT SEASONS

Bill Belichick is the first head coach in NFL history with 13 or more wins in five different seasons.

2003	14-2
2004	14-2
2007	16-0
2010	14-2
2011	13-3

BELICHICK TWO WINS AWAY FROM 200

Bill Belichick needs two more wins to become the eighth NFL coach with 200 career victories. He is currently in eighth place. Dan Reeves is in seventh place with 201 career wins.

MOST WINS NFL COACHES

Head Coach	Team(s)	Years of service	Record
1. Don Shula	BAL, MIA	33	347-173-6
2. George Halas	Chicago	40	324-151-31
3. Tom Landry	Dallas	29	270-178-6
4. Curly Lambeau	GB,Cards, WAS	33	229-134-22
5. Chuck Noll	Pittsburgh	23	209-156-1
6. M. Schottenheimer	CLE,KC,WAS,SD	21	205-139-1
7. Dan Reeves	DEN,NYG,ATL	23	201-174-2
8. Bill Belichick	CLE, NE	18	198-107-0
9. Chuck Knox	LAR,BUF,SEA	22	193-158-1
10. Bill Parcells	NYG,NE,NYJ,DAL	19	183-138-1
11. Mike Holmgren	GB, SEA	17	174-122-0
12. Joe Gibbs	Washington	16	171-101-0
13. Paul Brown	CLE, CIN	21	170-108-6

ELITE COMPANY

Bill Belichick is one of nine NFL head coaches to win three or more championships since the league began postseason play in 1933, but the only one to win three in four years. Belichick joined an exclusive club in which each of the eight other members has been enshrined in the Pro Football Hall of Fame.

HEAD COACHES WITH THREE OR MORE NFL TITLES (Listed alphabetically)

Head Coach	Championship Team(s)
Bill Belichick	Patriots (SB XXXVI, XXXVIII, XXXIX)
Paul Brown	Cleveland Browns (1950, 54, 55)
Weeb Ewbank	Baltimore Colts, New York Jets (1958, 59 SB III)
Joe Gibbs	Washington Redskins (SB XVII, XXII, XXVI)
George Halas	Chicago Bears (1921, 33, 40, 41, 46, 63)
Curly Lambeau	Green Bay Packers (1929, 30, 31, 36, 39, 44)
Vince Lombardi	Green Bay Packers (1961, 62, 65, SB I, II)
Chuck Noll	Pittsburgh Steelers (Super Bowl IX, X, XIII, XIV)
Bill Walsh	San Francisco 49ers (Super Bowl XVI, XIX, XXIII)

BELICHICK'S PATRIOTS RENAISSANCE

Once Head Coach Bill Belichick implemented his coaching design on the Patriots, his approach has given him the best record of any NFL head coach who has coached over 40 games since 2001 (including the postseason).

NFL COACHES' RECORDS SINCE 2001

Coach	Team	W	L	T	Pct.
Bill Belichick	NE	156	51	0	.754
Tony Dungy	TB/IND	101	41	0	.711
John Harbaugh	BAL	56	26	0	.683
Mike Tomlin	PIT	66	31	0	.680
Mike Smith	ATL	51	25	0	.671

AMONG THE GREATS

Bill Belichick has recorded 198 career wins, which ranks 8th all-time in NFL history. Belichick owns a career winning percentage of .649, which is third all-time, behind George Halas (.682) and Don Shula (.667).

TOP WINNING PERCENTAGE AMONG HEAD COACHES WITH AT LEAST 160 WINS (INCL. POSTSEASON)

Head Coach	Team(s)	Years	W	L	T	Pct.
George Halas	CHI	1920-29,33-41,46-55,58-67	324	151	31	.682
Don Shula	BAL/MIA	1963-95	347	173	6	.667
Bill Belichick	CLE/NE	1991-95,00-12	198	107	0	.649
Curly Lambeau	GB/CHI/WAS	1921-53	229	134	22	.630

NOTE: Winning percentage calculated using current NFL rules, counting a tie as a half-win, half-loss.

SUPER SUCCESS

Bill Belichick is one of just four head coaches to win three Super Bowl championships. Belichick is the only coach to win three Super Bowls in the post-1993 salary cap era.

MOST SUPER BOWL VICTORIES

Head Coach	Team	Titles	Seasons
Chuck Noll	PIT	4	1974, 1975, 1978, 1979
Bill Belichick	NE	3	2001, 2003, 2004
Joe Gibbs	WAS	3	1982, 1987, 1991
Bill Walsh	SF	3	1981, 1984, 1988

NOTE: Sorted by most recent championship. Super Bowls have determined NFL champion since 1966.

PLAYOFF SUCCESS

MOST PLAYOFF WINS BY AN NFL HEAD COACH

Coach	Team(s)	Wins
Tom LandryDallas Cowboys	20
Don ShulaBaltimore Colts, Miami Dolphins	19
Bill BelichickCleveland Browns, New England Patriots	17
Joe GibbsWashington Redskins	17
Chuck NollPittsburgh Steelers	16

POSTSEASON PROWESS

BEST POSTSEASON RECORDS IN NFL HISTORY (minimum of 10 games)

Head Coach	Team(s)	W	L	Pct.
Vince Lombardi	GB/WAS	9	1	.900
Tom Flores	Oakland	8	3	.727
Bill Walsh	San Francisco	10	4	.714
Bill Belichick	CLE/NE	17	7	.708
Joe Gibbs	Washington	17	7	.708

BELICHICK IS GOOD IN DECEMBER

Bill Belichick is 43-7 (.860) in December with New England, the best record in December among head coaches with one team in NFL history (min. 25 games). George Seifert is second (27-6, .818).

BELICHICK NAMED COACH OF THE YEAR 3 TIMES

The Associated Press named Bill Belichick the NFL's Coach of the Year for 2010. It was the third time that Belichick earned the honor. He was also named Coach of the Year following the 2003 and 2007 seasons. Belichick joins Don Shula (4-time winner) and Chuck Knox as the only three-time winners.

BELICHICK FIRST WITH 14 WINS IN FOUR SEASONS

Bill Belichick guided the Patriots to an NFL-best 14-2 record in 2010. Belichick is the first head coach ever to win at least 14 regular-season games in four separate seasons. Only four other coaches — San Francisco's George Seifert (3), Washington's Joe Gibbs (2), Chicago's Mike Ditka (2) and Miami's Don Shula (2) — have more than one 14-win season.



TOM BRADY NEWS & NOTES

RECORDING SUCCESS

Tom Brady has quarterbacked the Patriots to victories in 130 of his 168 career regular-season starts, compiling a .774 winning percentage and giving him the best record of any quarterback in the Super Bowl era (since 1966). Brady reached 125 career wins in the fewest starts among quarterbacks in NFL history.



TOP WINNING PERCENTAGES IN SUPER BOWL ERA (Since 1966, Minimum 50 Starts, Regular Season Only)

Player	Team(s)	Years	W	L	T	Pct.
Tom Brady	NE	2000-12	130	38	0	.774
Roger Staubach	DAL	1969-79	85	29	0	.746
Joe Montana	SF/KC	1979-94	117	47	0	.713

ACTIVE QUARTERBACKS WINNING PERCENTAGE

Minimum 32 Starts (two full seasons), Regular Season Only

Quarterback	Team(s)	W	L	T	Pct.
Tom Brady	NE	130	38	0	.774
Matt Ryan	ATL	51	20	0	.718
Ben Roethlisberger	PIT	86	36	0	.705
Joe Flacco	BAL	51	22	0	.699
Peyton Manning	IND/DEN	147	70	0	.677
Aaron Rodgers	GB	47	24	0	.662
Philip Rivers	SD	67	38	0	.638

MOST CAREER WINS AS A STARTER

(Regular season only) Bold indicates active players

Rk	Name	W	L	T	Pct.
1.	Brett Favre	186	112	0	.624
2.	John Elway	148	82	1	.643
3.	Dan Marino	147	93	0	.613
3.	Peyton Manning	147	70	0	.676
5.	Tom Brady	130	38	0	.774
6.	Fran Tarkenton	124	109	6	.531
7.	Johnny Unitas	119	64	4	.647
8.	Joe Montana	117	47	0	.713
9.	Terry Bradshaw	107	51	0	.677
10.	Warren Moon	102	101	0	.510

BRADY IS ONE OF FIVE TO AVERAGE AT LEAST 250 YARDS PER GAME

Brady is one of five NFL quarterbacks to average 250 or more yards per game.

NFL RECORD FOR MOST PASSING YARDS PER GAME

Player	Team	Yards/Game
Drew Brees	SD/NO	267.4
Peyton Manning	IND/DEN	265.1
Kurt Warner	STL/ARI	260.8
Dan Marino	Miami	253.6
Tom Brady	Patriots	250.7

BRADY REACHES 5,000 YARDS IN 2011

Brady set a franchise record with 5,235 passing yards in 2011 and joined Drew Brees (5,476 in 2011 and 5,069 in 2008), Dan Marino (5,084 in 1984) and Matthew Stafford (5,038 in 2011) as the only players in NFL history to reach 5,000 passing yards in a single season. Brady is on pace for 4,702 yards this season after averaging 292.9 yards per game so far in 2012.

Most Passing Yards in a season

5,476	Drew Brees, New Orleans in 2011
5,235	Tom Brady, Patriots in 2011
5,084	Dan Marino, Miami in 1984
5,069	Drew Brees, New Orleans in 2008
5,038	Matthew Stafford, Detroit in 2011

NFL RECORD FOR MOST PASSING YARDS PER GAME/SEASON

Player	Team	Year	Yards/Game
Drew Brees	New Orleans	2011	342.3
Tom Brady	Patriots	2011	327.2

BRADY CLOSE TO 300 YARDS PER GAME IN 2012

Brady is close to 300 yards per game so far in 2012 with an average of 293.9. Brady (300.4 in 2007 and 327.2 in 2011) can become the first NFL player to have three seasons of 300 more yards per game. Brees has two 300 yards seasons as well and is averaging 300 yards in 2012.

BRADY TIED WITH BRES AND FOUTS WITH TWO SEASONS AVERAGING 300 YARDS PER GAME NFL RECORD FOR MOST SEASONS AVERAGING 300 OR MORE YARDS PER GAME

2 Tom Brady (2011, 2007)

- 2 Drew Brees (2011, 2008)
- 2 Dan Fouts (1982, 1981)

BRADY BECOMES SECOND PLAYER WITH TWO OR MORE SEASONS OF 39-PLUS TDS

Brady finished the 2011 season with 39 touchdown passes, marking the second highest total of his career, trailing the NFL-record of 50 he had in 2007. Brady joins Dan Marino as the only players in NFL history with at least two different seasons with 39 or more touchdown passes. He is on pace for 32 touchdowns in 2012.

BRADY BECOMES SECOND PLAYER WITH TWO OR MORE SEASONS OF 39-PLUS TDS (continued)

The Players with the Most Touchdown Passes in a single season in NFL history

Player	Team	Season	TDs
Tom Brady	Patriots	2007	50
Peyton Manning	Indianapolis	2004	49
Dan Marino	Miami	1984	48
Drew Brees	New Orleans	2011	46
Aaron Rodgers	Green Bay	2011	45
Dan Marino	Miami	1986	44
Matthew Stafford	Detroit	2011	41
Kurt Warner	St. Louis	1999	41
Tom Brady	Patriots	2011	39
Daunte Culpepper	Minnesota	2004	39
Brett Favre	Green Bay	1996	39

BRADY TIED NFL MARK WITH 13 STRAIGHT GAMES WITH TWO OR MORE TOUCHDOWNS

Brady threw for one touchdown against the Jets (10/9/11), snapping his streak of 13 straight games with two or more touchdown passes. Brady's streak of 13 straight games with two or more touchdowns is tied with Peyton Manning's 2004 total and Aaron Rodgers' 2011 total for the longest such streak in NFL history.

BRADY HAS 17 CAREER 4-TD GAMES TO TIE JOHNNY UNITAS

Brady has thrown four or more touchdowns in a game 17 times with 13 four-touchdown games, two five-touchdown games and two six-touchdown games.

Most Games with 4+ Touchdown Passes

PLAYER	4+ TD Games
1. Brett Favre	23
2. Peyton Manning	22
3. Dan Marino	21
4. Drew Brees	18
5. Tom Brady	17
5. Johnny Unitas	17

CONSECUTIVE GAMES WITH AT LEAST ONE TOUCHDOWN PASS CONTINUES FOR BRADY

Brady has now thrown at least one touchdown pass in 41 straight regular season games to extend a team mark. Brady's 41 straight games are third all-time, behind Drew Brees (52-current) and Johnny Unitas (47).

Most Consecutive Games, Touchdown Passes

Player	Games
Drew Brees (2009-current)	52
Johnny Unitas (1956-60)	47
Tom Brady (2010-current)	41
Brett Favre (2002-04)	36
Dan Marino (1985-87)	30

BRADY IS PATRIOTS ALL-TIME LEADING PASSER

PATRIOTS ALL-TIME LEADING PASSERS

Player	YEARS	ATT	COMP	YARDS
Tom Brady	2000-12	5,679	3,629	42,624
Drew Bledsoe	1993-01	4,518	2,544	29,657
Steve Grogan	1975-90	3,593	1,879	26,886



TOM BRADY NEWS & NOTES

MOST CAREER TOUCHDOWN PASSES

MOST TOUCHDOWNS CAREER

(regular season only) Bold indicates active players

Rank	Name	Touchdowns
1.	Brett Favre	508
2.	Dan Marino	420
2.	Peyton Manning	420
4.	Fran Tarkenton	342
5.	Tom Brady	318
6.	Drew Brees	306
7.	John Elway	300
8.	Warren Moon	291
9.	Johnny Unitas	290
10.	Vinny Testaverde	275

BRADY GOES OVER 300 YARDS FOR THE 50th TIME IN HIS CAREER

Brady had his 50th NFL game with 300 or more yards passing at St. Louis (10/28/12) and ranks third among active NFL quarterbacks, behind NFL-leader Peyton Manning (69) and Drew Brees (62). The Patriots are 41-9 when Brady throws for 300 or more yards.

NFL QUARTERBACK 300-YARD GAMES (*ACTIVE)

Player 300-Yard Games

Peyton Manning*	69
Dan Marino	63
Brett Favre	62
Drew Brees*	62
Kurt Warner	52
Dan Fouts	51
Tom Brady*	50
Warren Moon	49
Joe Montana	39

Brady had a career-best 11 300-yard games in the 2011 season, which is the second most 300-yard games in a single season. The NFL record for most 300-yard games in a season was set by Drew Brees in 2011 with 13 300-yard games.

TOM BRADY'S RECORD AS A STARTER

	Reg. Season	Playoffs	Total
Overall:	130-38	16-6	146-44
Home:.....	72-12	10-2	82-14
Road:.....	58-26	6-4*	64-30*

By Yardage Total

Less than 200:.....	29-13	3-1	32-14
200-299:.....	60-16	10-4	70-20
300 or more:.....	41-9	3-1	44-10

Other Records

On Artificial Turf:.....	69-10	6-4	75-14
Temp. Below 40:.....	28-3	10-2	38-5
Thanksgiving or later:.....	49-9	16-6	65-15
Leading at Halftime:.....	100-11	11-3	111-14
Leading after 3 Qtrs:.....	107-8	10-3	117-11
Overtime:.....	8-1	1-0	9-1
Passer rating >100.0:.....	75-5	7-0	82-5

*-Includes five Super Bowls at neutral sites

BRADY SET NFL RECORD FOR LONGEST HOME WINNING STREAK

Tom Brady set an NFL record for most consecutive home wins as a starting quarterback with his 26th straight win in a regular-season home start following the 45-3 win against the Jets (12/06/10) and extended his streak to 31 before it ended with a 24-20 loss against the New York Giants (11/6/11).

MOST CONSECUTIVE REGULAR-SEASON HOME GAMES WON AS A STARTING QUARTERBACK:

Player	Team	Years	Streak
Tom Brady	NE	2006-11	31
Brett Favre	GB	1995-98	25
John Elway	DEN	1996-98	22
Bob Griese	MIA	1971-74	20
Randall Cunningham	PHI	1990-94	20

TOP QB HOME STARTING RECORDS

SINCE 1970 MERGER (includes postseason)

Player	Team(s)	W	L	T	Pct.
Tom Brady	NE	82	14	0	.854
Terry Bradshaw	PIT	75	14	0	.843
John Elway	DEN	104	25	0	.806

BRADY REACHES 30 TDS FOR THIRD TIME

Tom Brady (39) reached 30 touchdown passes in 2011. Brady now has three 30-touchdown seasons after throwing for an NFL-leading 36 in 2010 and an NFL-record 50 in 2007. He is one of just 13 NFL players since the 1970 merger to have at least two 30 touchdown seasons. The only other Patriots quarterback to have a 30-touchdown season was Vito Parilli in 1964 when he led the AFL with 31.

BRADY AT 30 TOUCHDOWNS...AGAIN

Brady is the second NFL player to have at least 35 touchdowns in three different seasons.

QB's with the most 35+ passing touchdowns in NFL history

Player	35+TD Pass Seasons
Tom Brady	3 (50 in 2007, 36 in 2010 and 39 in 2011)
Brett Favre	3

Brady finished 2011 with 39 touchdowns. He became the sixth quarterback in NFL history to have 30 or more touchdown passes in at least three seasons.

MOST SEASONS WITH 30-PLUS TOUCHDOWN PASSES

Brett Favre	9
Peyton Manning	6
Dan Marino	4
Drew Brees	4
Tom Brady	3
Kurt Warner	3

BRADY'S COMEBACKS

Brady has engineered 35 career game-winning performances to lead his team to a victory from a fourth-quarter deficit or tie.

Time Remaining Passing Statistics[^]

Date	Opp.	Score	in Reg.	Att	Cmp	Yds	TD	Int	Final
10/21/12	NYJ	23-26	1:37	9	13	95	0	0	(ot) 29-26
01/22/12	BAL*	16-20	15:00	6	3	20	0	1	23-20
12/24/11	MIA	17-17	15:00	11	8	120	0	0	27-24
10/16/11	DAL	13-16	5:13	9	11	87	1	0	20-16
12/19/10	GB	21-27	13:49	6	5	82	1	0	31-27
10/17/10	BAL	10-20	14:53	24	16	156	1	1	(ot) 23-20
09/14/09	BUF	13-24	5:32	13	11	112	2	0	25-24
12/29/07	at NYG	23-28	15:00	12	8	130	1	0	38-35
12/03/07	at BAL	17-24	14:25	17	7	113	1	0	27-24
11/25/07	PHI	24-28	15:00	16	11	109	0	0	31-28
11/04/07	at IND	10-20	9:42	10	8	144	2	0	24-20
01/14/07	at SD*	13-21	8:35	14	9	122	1	1	24-21
12/03/06	DET	13-21	13:07	15	14	101	0	0	28-21
11/26/06	CHI	10-10	14:46	7	6	98	1	0	17-13
11/13/05	at MIA	15-16	2:53	2	2	76	1	0	23-16
10/30/05	BUF	7-16	10:07	4	4	69	0	0	21-16
10/09/05	at ATL	28-28	3:52	2	2	17	0	0	31-28
09/25/05	at PIT	10-13	14:19	12	12	167	0	0	23-20
02/06/05	PHI**	14-14	15:00	4	2	33	0	0	24-21
10/03/04	at BUF	17-17	15:00	4	2	8	1	0	31-17
02/01/04	CAR**	29-29	1:08	5	4	47	0	0	32-29
01/10/04	TEN*	14-14	15:00	11	6	27	0	0	17-14
11/30/03	at IND	31-31	10:21	6	3	31	1	0	38-34
11/23/03	at HST	13-20	3:11	14	10	133	1	0	(ot) 23-20
11/03/03	at DEN	23-26	2:51	4	5	58	1	0	30-26
10/19/03	at MIA	13-13	15:00	10	7	147	1	0	(ot) 19-13
10/05/03	TEN	24-27	4:40	1	1	15	0	0	38-30
12/29/02	MIA	13-24	4:59	13	8	69	1	0	(ot) 27-24
11/10/02	at CHI	19-30	5:16	14	9	116	2	0	33-30
09/22/02	KC	38-38	0:00	5	4	46	0	0	(ot) 41-38
02/03/02	STL**	17-17	1:21	8	5	53	0	0	20-17
01/19/02	OAK*	3-13	15:00	27	20	138	0	0	(ot) 16-13
12/16/01	at BUF	6-9	5:57	13	9	116	0	0	(ot) 12-9
12/02/01	at NYJ	14-16	15:00	7	6	56	0	0	17-16
10/14/01	SD	16-26	8:48	18	13	130	1	0	(ot) 29-26

[^]-Statistics are from the time noted until the end of the game * Divisional Playoffs ** Super Bowl

BRADY HAD THREE STRAIGHT GAMES WITH 30 COMPLETIONS IN 2011

Brady tied an NFL record with three straight games with 30 completions after completing 32 at Miami (9/12), 31 vs. San Diego (9/18) and 30 at Buffalo (9/25). He shares the record with Drew Brees (2011), Steve Young (1995), Rich Gannon (2002), Kurt Warner (2008) and Peyton Manning (2010). The most 30 completion games Brady has had in a season is five in 2007.



TOM BRADY NEWS & NOTES

BRADY IN THE POSTSEASON

NFL ALL-TIME LEADERS / PLAYOFF VICTORIES AS STARTING QUARTERBACK

Player	Team(s)	Playoff Wins
Tom Brady	New England	16
Joe Montana	S.F./K.C.	16
Terry Bradshaw	Pittsburgh	14
John Elway	Denver	14
Brett Favre	Green Bay/Minnesota	12
Troy Aikman	Dallas	11
Roger Staubach	Dallas	11

QBs WITH 3 OR MORE SUPER BOWL VICTORIES

Quarterback	Team	Wins
Terry Bradshaw	PIT	4
Joe Montana	SF	4
Troy Aikman	DAL	3
Tom Brady	NE	3

PLAYERS WITH MULTIPLE SUPER BOWL MVP AWARDS

Player	Team	MVPs
Joe Montana	SF	3
Terry Bradshaw	PIT	2
Tom Brady	NE	2
Bart Starr	GB	2
Eli Manning	NYG	2

BRADY SETS FRANCHISE RECORD WITH 517 PASSING YARDS

Brady set a franchise record with 517 passing yards in the 2011 season-opener at Miami (9/12). The previous high was 426 yards by Drew Bledsoe vs. Minnesota on Nov. 13, 1994. Brady's previous best was 410 passing yards vs. Kansas City on Sept. 22, 2002. Brady is one of 13 NFL quarterbacks to throw for 500 yards or more. His 517 yards are the sixth highest in NFL history.

PLAYER	TEAM	500 YARD GAME
Norm Van Brocklin	LA Rams	554 yards in 1951
Warren Moon	Houston Oilers	527 yards in 1990
Boomer Esiason	Arizona	522 yards in 1996
Dan Marino	Miami	521 yards in 1988
Matthew Stafford	Detroit	520 yards in 2011
Tom Brady	Patriots	517 yards in 2011

BRADY HAD 423 YARDS AS A FOLLOW-UP TO HIS 517 YARD PERFORMANCE IN MIAMI IN 2011

In the 2011 season opener in Miami (9/12), Brady threw for 517 yards, becoming one of 11 passers in NFL history to break the 500-yard mark. In Week 2 against San Diego (9/18), Brady became the first of those 11 500-yard passers to follow up his 500-yard performance by throwing for 400 or more yards. Before Brady's performance against the Chargers, only Drew Brees (2006) had followed-up a 500-yard game with 300 or more passing yards.

WINNINGEST COACH/QB TANDEM

Bill Belichick and Tom Brady have the best winning percentage among a head coach/starting quarterback tandem since the 1970 merger. The tandem's 130 wins are the most wins by any coach-QB tandem since the 1970 AFL-NFL merger.

WINNINGEST COACH/QB TANDEMS SINCE 1970

(Regular Season Only – by winning percentage)

Quarterback/Head Coach	Team	W	L	T	Pct.
Tom Brady/Bill Belichick	NE	130	38	0	.774
Ken Stabler/John Madden	OAK	60	19	1	.756
Jim McMahon/Mike Ditka	CHI	46	15	0	.754
Peyton Manning/Tony Dungy	IND	73	24	0	.753

WINNINGEST COACH/QB TANDEMS SINCE 1970

(Regular Season Only – by victories)

Quarterback/Head Coach	Team	W	L	T	Pct.
Tom Brady/Bill Belichick	NE	130	38	0	.774
Dan Marino/Don Shula	MIA	116	68	0	.630
Terry Bradshaw/Chuck Noll	PIT	107	51	0	.601

TOM BRADY EARNS 22nd AFC PLAYER OF THE WEEK HONOR; TIED FOR MOST IN NFL HISTORY

Tom Brady was named AFC Offensive Player of the Week by the National Football League for his performance in the Patriots' 45-7 victory over St. Louis (10/28/12). It is the 22nd time in his career, and second of the 2012 season, that Brady has received the AFC Offensive Player of the Week honor. He also earned the award following the Patriots' 52-28 win at Buffalo (9/30/12). Brady is tied with Peyton Manning for the most Player of the Week awards earned by a player since the accolade was instituted in 1984.

THE PLAYERS WITH THE MOST CAREER PLAYER OF THE WEEK AWARDS

Player	Career	Team	POW Awards
Tom Brady	2000-present	Patriots	22
Peyton Manning	1998-present	Colts/Broncos	22
Dan Marino	1983-1999	Dolphins	18
Brett Favre	1991-2010	Packers, Jets, Vikings	16
John Elway	1983-1998	Broncos	15

BRADY SETS NFL RECORD FOR MOST PASS ATTEMPTS WITHOUT AN INTERCEPTION

Tom Brady extended his streak to 358 consecutive regular season pass attempts without an interception before throwing his first interception since Oct. 17, 2010 in the 2011 opener at Miami game (9/12). Brady eclipsed Bernie Kosar's record of 308 pass attempts on Dec. 26, 2010 at Buffalo.

MOST CONSECUTIVE PASS ATTEMPTS WITHOUT AN INTERCEPTION

358	Tom Brady (Patriots)	2010-11
308	Bernie Kosar (Cleveland)	1990-91
294	Bart Starr (Green Bay)	1964-65
279	Jeff George (IND/ATL)	1993-94
277	Rich Gannon (Oakland)	2001
271	Jason Campbell (Washington)	2007-08

BRADY HAD 11 STRAIGHT STARTS WITHOUT AN INTERCEPTION

Brady finished the 2010 season with 11 straight starts without an interception. That is the most consecutive starts without an interception in the NFL since the 1970 merger. The previous best was nine straight starts by Jason Campbell (2007-08) and Bernie Kosar (1991).

BRADY IS THIRD FOR MOST GAMES WITH 3 TDS AND NO INTERCEPTIONS

Player	Most Games with 3+ TD Passes and 0 Int.
Peyton Manning	37
Brett Favre	36
Tom Brady	33
Drew Brees	24
Dan Marino	18
Fran Tarkenton	18

BRADY SETS NFL RECORD WITH AT LEAST TWO TOUCHDOWNS AND NO INTERCEPTIONS

Tom Brady set an NFL record by throwing at least two touchdowns without an interception in each of the final nine games of the 2010 season. Brady passed Don Meredith's previous record of six straight games with two or more touchdowns and no interceptions (1965-66).

BRADY REACHEAD 3,000 YARDS IN 2011 IN JUST NINE GAMES

Brady entered the Jets game on Nov. 13, 2011 with 2,703 yards and added 329 to set the NFL record for most yards through a team's first nine games with 3,032 yards. Brady joins Drew Brees (2011) as the only players to reach 3,000 yards passing in the first nine games of a season.

Most passing yards through a team's first nine games of a season

Player	Team	Year	Passing Yards
Tom Brady	Patriots	2011	3,032
Drew Brees	Saints	2011	3,004
Phillip Rivers	Chargers	2010	2,944
Rich Gannon	Raiders	2002	2,898
Dan Fouts	Chargers	1982	2,883
Peyton Manning	Colts	2009	2,872



PATRIOTS OFFENSIVE NOTES

BRADY THREW AT LEAST ONE TOUCHDOWN PASS IN ALL 16 GAMES IN 2011 FOR THE SECOND STRAIGHT SEASON

Brady had at least one touchdown pass in all 16 games of the 2011 season. Since the NFL went to a 16-game season in 1978, only seven quarterbacks have thrown for at least one touchdown in each game. Tom Brady and Drew Brees are the first to do so in two straight seasons (2010, 2011).

QBS WITH A LEAST ONE TD PASS IN ALL 16 GAMES IN A SEASON

QB	Year(s)
Tom Brady (New England)	2010, 2011
Drew Brees (New Orleans)	2010, 2011
Daunte Culpepper (Minnesota)	2004
Brett Favre (Green Bay)	2003
Kurt Warner (St. Louis)	1999
Dan Marino (Miami)	1984, 1986
Dave Krieg (Seattle)	1984

*16-game schedule was instituted in 1978

BRADY REACHED 4,000 YARDS IN 2011

Brady reached 4,000 yards passing for the fourth time in his career in 2011. Brady had 4,110 yards in 2005, 4,806 in 2007, 4,398 in 2009 and 5,235 in 2011. Brady (2,645) is on pace to finish the season with 4,702 passing yards. If Brady tops 4,000 passing yards in 2012 it will be his fifth career season with more than 4,000 yards, joining Dan Marino (6), Drew Brees (6), Brett Favre (6) and Peyton Manning (11) as the only players to have at least five seasons with 4,000 passing yards.

All-time 4,000-yard passing seasons

11	Peyton Manning
6	Dan Marino
6	Drew Brees
6	Brett Favre
4	Tom Brady
4	Warren Moon
4	Philip Rivers

BRADY TIES NFL RECORD FOR MOST GAMES WITH 300 YARDS, 4 TDS AND 0 INTERCEPTIONS

Tom Brady had his ninth NFL game with 300 yards, four touchdowns and no interceptions against St. Louis (10/28/12) to tie the NFL record with Drew Brees.

BRADY HAD 14 GAMES IN 2011 WITH 2 OR MORE TOUCHDOWNS

Brady had 14 games in 2011 with two or more touchdowns, tying his franchise record for most games with two or more touchdowns in a season. Brady had 14 such games in 2007. The NFL record for most games with two or more touchdown passes in a season is 15 by Dan Marino in 1984. Brady has four games in 2012 with two or more touchdowns.

BRADY HAS THIRD BEST QB RATING IN NFL HISTORY

Quarterback	Years	Team(s)	Rating
Aaron Rodgers	2005-2012	Green Bay	104.6
Steve Young	1985-99	TB/SF	96.8
Tom Brady	1998-2012	Patriots	96.6
Tony Romo	2004-2012	Dallas	95.5

BRADY IS ONE OF SEVEN TO THROW FOR CONSECUTIVE 400 YARD GAMES

Brady is one of just seven NFL quarterbacks to have back-to-back games with 400 or more passing yards.

NFL RECORD FOR MOST CONSECUTIVE GAMES WITH 400 OR MORE YARDS PASSING

2 Tom Brady, 2011
2 Cam Newton, Carolina, 2011
2 Matt Cassel, New England, 2008
2 Billy Volek, Tennessee, 2004
2 Phil Simms, N.Y. Giants, 1985
2 Dan Marino, Miami, 1984
2 Dan Fouts, San Diego, 1982

CLASS OF 2000

Tom Brady was the seventh quarterback selected in the 2000 NFL Draft. The Patriots selected him in the sixth round with the 199th overall pick.

Quarterbacks taken in the 2000 NFL Draft

Rd	Pick	Player	Taken By
1	18	Chad Pennington	NY Jets
3	65	Giovanni Carmazzi	San Francisco
3	75	Chris Redman	Baltimore
5	163	Tee Martin	Pittsburgh
6	168	Marc Bulger	New Orleans
6	183	Spergon Wynn	Cleveland
6	199	Tom Brady	New England

BRADY BECOMES THE 14TH PLAYER IN NFL HISTORY WITH 40,000 CAREER YARDS

Tom Brady (42,624 passing yards) entered the game at Tennessee (9/9/12) needing 21 yards to become the 14th player in NFL history with 40,000 career passing yards and reached the feat on a 28-yard pass to TE Rob Gronkowski in the first quarter.

BRADY MOVES INTO THE TOP 10 FOR MOST PASS COMPLETIONS

Tom Brady (3,629 completions) moved past Kerry Collins (3,487) into 10th place on the NFL's all-time list for pass completions on an 11-yard pass to RB Brandon Bolden in the third quarter at Buffalo (9/30/12). Brady entered the game needing 12 completions. Fran Tarkenton is in ninth place with 3,686 career completions.

BRADY MOVES PAST KERRY COLLINS INTO 11TH PLACE ON THE PASSING YARDS LIST

Tom Brady (42,64 passing yards) moved past Kerry Collins (40,922) into 11th place on the NFL's all-time list for passing yards on a 41-yard pass to TE Rob Gronkowski in the first quarter at Buffalo (9/30/12). Dan Fouts is in tenth place and with 43,040 passing yards.

ROOKIE BOLDEN HAS FIRST 100-YARD DAY AND FINISHES WITH AN 8.6-YARD AVERAGE

Rookie RB Brandon Bolden finished with 16 carries for 137 yards and an 8.6-yard average at Buffalo (9/30) with runs of 20 and 27 yards. His 8.6-yard average is tied for the third highest ever in a single game for the Patriots among running backs with at least 15 rushing attempts. He earned the FedEx Ground Player of the Week for his performance.

Highest Rushing Average/Single Game (min. 15 rushing attempts)

Player	Average
Curtis Martin	9.6 (17-164 vs. Washington, Oct. 13, 1996)
Tony Collins	9.2 (23-212 vs. N.Y. Jets, Sept. 18, 1983)
Brandon Bolden	8.6 (16-137 at Buffalo, Sept. 30, 2012)
Sammy Morris	8.6 (16-138 vs. Denver, Oct. 20, 2008)
Jim Nance	8.6 (17-146 at Houston, Dec. 11, 1966)
Stevan Ridley	8.5 (15-127 at St. Louis, Oct. 28, 2012)

FOOTBALL RUNS IN BOLDEN'S FAMILY

Bolden's grandfather, Frank Pitts, played 10 years in the NFL (1965-74), as a receiver for Kansas City, Cleveland and Oakland. He was with Kansas City for two Super Bowls, losing Super Bowl I and winning Super Bowl IV. Said Bolden about his grandfather, "I remember being 6 years old, him popping in a highlight film of Super Bowl I and IV. I've seen that tape at least 500 times."

DEION BRANCH – SUPER BOWL XXXIX MVP

Deion Branch was awarded the Pete Rozelle Trophy as the Most Valuable Player of Super Bowl XXXIX. His 11 receptions in the game tied the Super Bowl record, also achieved by Jerry Rice, Dan Ross and Wes Welker. On the day of Super Bowl XXXIX, Deion called a dozen of his former football coaches to thank them for the support that they gave him throughout his high school, junior college and college careers. Hours after talking to his coaches, he tied the Super Bowl record with 11 receptions and was named MVP of the game. Branch has turned in his biggest performances on the greatest stage in sports, leading all receivers in Super Bowls XXXVIII and XXXIX. He recorded a



PATRIOTS OFFENSIVE NOTES

DEION BRANCH – SUPER BOWL XXXIX MVP (continued)

combined 24 receptions in three games and owns two of the top seven receiving performances in Super Bowl history. His career reception total in the Super Bowl ranks third all-time, trailing only Jerry Rice (33) and Andre Reed (27).

DAN CONNOLLY HAS THE LONGEST KICKOFF RETURN EVER BY AN OFFENSIVE LINEMAN

Dan Connolly was named AFC Special Teams Player of the Week after he returned a kickoff 71 yards to the 4-yard line in the second quarter of the Patriots win vs. Green Bay on Dec. 19, 2010. According to the Elias Sports Bureau, it is the longest kickoff return by an offensive lineman in NFL history. The run by Connolly topped the 48-yard touchdown return by Atlanta's Mal Snider in 1969. Previously, the longest kickoff return for a Patriots offensive lineman was a 27-yard return by G Stephen Neal on Nov. 30, 2008 vs. Pittsburgh. Connolly's previous best was a 16-yard return vs. Miami on Nov. 8, 2009.

JULIAN EDELMAN SETS FRANCHISE RECORD WITH A 94-YARD PUNT RETURN FOR A TOUCHDOWN

WR Julian Edelman set a franchise record with a 94-yard punt return for a touchdown in the second quarter vs. Miami (01/02/11). The Patriots' previous longest punt return was an 89-yard touchdown return by Mike Haynes vs. Buffalo on Nov. 7, 1976. Edelman returned his second career punt for a touchdown vs. Kansas City on Nov. 21, 2011 with a 72-yard return. He is the fourth Patriots player with two or more punt returns for a touchdown. He was named AFC Special Teams Player of the Week for his performance against Kansas City.



Most Punt Return Touchdowns/Patriots Career

- 3 Troy Brown
- 3 Irving Fryar
- 2 Julian Edelman**
- 2 Mike Haynes

EDELMAN SETS PATRIOTS RECORD FOR BEST PUNT RETURN AVERAGE IN A SEASON

Edelman set a franchise record for the best punt return average in a single season with a 15.3-yard punt return average in 2010. The previous best was a 14.8 punt return average by Mack Herron in 1974. Edelman led the AFC and finished second in the NFL with a 15.3 punt return average. Chicago's Devin Hester led the NFL with a 17.1-yard average.

Patriots Best Punt Return Average/Season

Player	Punt Rt Avg.	Year
Julian Edelman	15.3	2010
Mack Herron	14.8	1974
Troy Brown	14.2	2001

EDELMAN HAS SECOND HIGHEST PUNT RETURN AVERAGE IN TEAM HISTORY

Edelman has returned 66 punts for 769 yards during his Patriots' career and is second in team history with an 11.6 average.

HIGHEST PUNT RETURN AVERAGE, PATRIOTS CAREER (20 Returns)

Player	Punt Rt Avg.	Year
Mack Herron	12.0	1973-75 (74-888)
Julian Edelman	11.6	2009-12(66-769)
Carl Garrett	11.3	1969-72 (43-487)
Wes Welker	10.8	2007-12 (97-1,050)

EDELMAN GOES FROM STANDOUT QB TO WR

Edelman began his college football career with a year at the College of San Mateo (Calif.) before transferring to Kent State where as a senior he completed 56% of his passes (153 of 275 passes for 1,820 yards) with 13 touchdowns. He was also the leading rusher, gaining 1,551 yards on 215 attempts (an average of 7.5 yards per carry) and scoring 13 touchdowns. His offensive numbers broke Kent State's single-season record for total offense set by Joshua Cribbs in 2003.

EDELMAN GOES ON DEFENSE

Late in the fourth quarter of the Patriots' 37-16 win at the Jets (11/13) last season, Edelman was pressed into service on defense and registered his first NFL tackle when he laid a hard hit on RB LaDainian Tomlinson. He continued to see action on defense throughout the season and finished the year with 14 total tackles.

GRONKOWSKI SETS NFL RECORD FOR RECEIVING YARDS BY A TIGHT END

Rob Gronkowski finished the 2011 season with 1,327 receiving yards, surpassing San Diego's Kellen Winslow's 1980 record of 1,290 receiving yards for most receiving yards in a season by a tight end. New Orleans' Jimmy Graham also broke Winslow's old record, but finished with 1,310 receiving yards, 17 shy of Gronkowski's new record.



Most Receiving Yards by Tight End in the NFL

Player	Yards	Year
Rob Gronkowski	1,327	2011
Jimmy Graham (NO)	1,310	2011
Kellen Winslow (SD)	1,290	1980
Tony Gonzalez (KC)	1,258	2004
Todd Christensen (Raiders)	1,247	1983
Jackie Smith (STL)	1,205	1967
Tony Gonzalez (KC)	1,203	2000
Pete Retzlaff (PHI)	1,190	1965
Ben Coates (NE)	1,174	1994

Most Receiving Yards by a Patriots Tight End

Player	Yards	Year
Rob Gronkowski	1,327	2011
Ben Coates	1,174	1994
Ben Coates	915	1995
Aaron Hernandez	910	2011
Marv Cook	808	1991
Don Hasselbeck	808	1981

Most Receptions by a Patriots Tight End

Player	Rec.	Year
Rob Gronkowski	90	2011
Ben Coates	84	1995
Marv Cook	82	1991
Aaron Hernandez	79	2011

GRONKOWSKI SETS NFL MARK FOR TOUCHDOWNS BY A TIGHT END IN A SEASON

Gronkowski set an NFL record for most touchdowns by a tight end with 18 over all touchdowns (17 receiving and 1 rushing). Gronkowski passed the old mark of 13 receiving touchdowns by Vernon Davis (SF in 2009) and Antonio Gates (SD in 2004). In addition to his 17 touchdown receptions, Gronkowski scored on a lateral in the third quarter vs. Indianapolis (12/4/11) on his first career rushing play.

MOST TOTAL TDs BY A TIGHT END IN A SINGLE NFL SEASON

18	Rob Gronkowski	NE	2011	(17 pass, 1 rush)
13	Vernon Davis	SF	2009	(13 pass)
13	Antonio Gates	SD	2004	(13 pass)

MOST TD RECEPTIONS BY A TIGHT END IN A SINGLE NFL SEASON

17	Rob Gronkowski	NE	2011
13	Vernon Davis	SF	2009
13	Antonio Gates	SD	2004

GRONKOWSKI SECOND PATRIOTS TIGHT END TO REACH 1,000 YARDS

Gronkowski became the second tight end in New England Patriots history to go over 1,000 receiving yards in 2011. He moved past TE Ben Coates (1,174 yards in 1994) to set the franchise record for most receiving yards by a Patriots tight end with 1,327 yards. He is the seventh tight end in NFL history to reach 1,200 yards.



PATRIOTS OFFENSIVE NOTES

GRONKOWSKI ON PACE FOR BACK-TO-BACK 1,000-YARD SEASON

Gronkowski has 611 receiving yards through the first nine games of 2012 and is on pace to finish the season with 1,086 receiving yards for his second consecutive 1,000 yard season. If he accomplishes the feat, he will be the sixth NFL tight end with back-to-back 1,000-yard seasons.

NFL TIGHT ENDS WITH BACK-TO-BACK 1,000 YARD SEASONS

Player	1,000-yard seasons
Jason Witten	2009-2010
Tony Gonzalez	2007-2008
Shannon Sharpe	1996-1997
Todd Christensen	1983-1984
Kellen Winslow	1980-1981

GRONKOWSKI BECOMES FIRST PATRIOTS TIGHT END TO RECORD A RUSHING TOUCHDOWN

Gronkowski scored a 2-yard touchdown on a lateral from Tom Brady in the third quarter vs. Indianapolis (12/4/11), becoming the first tight end in Patriots history to score a rushing touchdown. Gronkowski is the first NFL tight end to score a rushing touchdown since Tennessee's Bo Scaife had a 31-yard scoring run against Baltimore on Nov. 12, 2006. He is the first tight end since the 1970 merger to have two receiving touchdowns and a rushing touchdown in the same game.

LEADS AFC IN SCORING IN 2011; FIRST TIME THAT A TE HAS LED A CONFERENCE IN SCORING

Gronkowski led the AFC in scoring among non-kickers with 108 points in 2011 and finished second in the NFL to Philadelphia's LeSean McCoy, who had 120 points. It is the first time in NFL history that a tight end has led his conference in scoring and the first time a tight end has led the NFL in touchdown receptions (17).

BACK-TO-BACK 10 TOUCHDOWN SEASONS

Gronkowski scored 10 touchdowns in 2010 and then scored 18 touchdowns in 2011. With back-to-back 10 touchdown seasons (10 in 2010 and 18 in 2011), Gronkowski is the second Patriots player to have back-to-back seasons with 10 or more touchdown reception seasons. Randy Moss had three straight from 2007-09.

CONSECUTIVE 10-PLUS TD RECEPTIONS SEASONS / PATRIOTS HISTORY

- 3 Randy Moss – 2007, 2008, 2009
- 3 Corey Dillon – 2004, 2005, 2006
- 2 Rob Gronkowski - 2010, 2011**
- 2 BenJarvus Green-Ellis – 2010, 2011
- 2 Curtis Martin – 1995, 1996

MOST 10-PLUS TOUCHDOWN SEASONS / PATRIOTS HISTORY

- 3 Randy Moss – 2007, 2008, 2009
- 3 Corey Dillon – 2004, 2005, 2006
- 2 Rob Gronkowski – 2011, 2010**
- 2 BenJarvus Green-Ellis – 2010, 2011
- 2 Curtis Martin – 1995, 1996
- 2 Stanley Morgan – 1979, 1986

GRONKOWSKI IS SECOND TE IN NFL HISTORY WITH BACK-TO-BACK 10-PLUS TD SEASONS

Gronkowski has eight touchdowns through nine games in 2012 and is on pace to become the first tight end to have three straight 10-plus touchdown seasons.

CONSECUTIVE 10-PLUS TD SEASON BY A TE/NFL HISTORY

- Rob Gronkowski 10 in 2010 and 18 in 2011**
- Antonio Gates 13 in 2004 and 10 in 2005

GRONKOWSKI IS SECOND IN NFL HISTORY TO RUSH FOR A TD, CATCH A TD, RECORD A TACKLE AND RETURN A KICKOFF IN THE SAME SEASON

In 2011, Gronkowski became the second tight end in NFL history to rush for a touchdown, catch a touchdown, record a tackle and return a kickoff in the same season. Bo Scaife was the first to accomplish the feat in 2006 with Tennessee.

GRONKOWSKI ON PACE FOR ANOTHER SOLID SEASON IN 2012

Gronkowski had 46 receptions for 611 yards and eight touchdowns in 2012. If Gronkowski keeps up his current 2012 pace, he would finish with 82 catches for 1,086 yards and 14 touchdowns.

GRONKOWSKI REACHED 20 TDS IN FEWEST GAMES AMONG TEs IN NFL HISTORY

Gronkowski reached the 20 touchdown mark in just 26 career games, the fewest games among tight ends in NFL history.

THE TIGHT ENDS TO REACH 20 TOUCHDOWN RECEPTIONS IN THE FEWEST GAMES

Player	Team	Games to 20 TD catches
Rob Gronkowski	Patriots	26
Mike Ditka	Chicago	31
Kellen Winslow	San Diego	35
Antonio Gates	San Diego	37

GRONKOWSKI IS SECOND ON PATRIOTS LIST FOR TOUCHDOWNS BY A TIGHT END

Most Receiving Touchdowns by a Patriots Tight End

Player	TD	Years
Ben Coates	50	1991-99
Rob Gronkowski	35	2010-Present
Russ Francis	28	1975-80, 87-88
Ben Watson	20	2004-09

MOST TD CATCHES BY A PATS TIGHT END

MOST TOUCHDOWN CATCHES IN A SEASON BY A PATRIOTS TIGHT END

Player	Year	Rec	Yds	Avg	Lg	TD
Rob Gronkowski	2011	90	1327	14.7	52t	17
Rob Gronkowski	2010	42	546	13	28	10
Ben Coates	1996	62	682	11	84t	9

GRONKOWSKI'S 18 OVERALL TDS ARE SECOND MOST BY A PATRIOT IN A SEASON

Gronkowski finished the 2011 season with 18 overall touchdowns (17 receiving, 1 rushing). His 18 overall touchdowns passed Curtis Martin (17 overall in 1996) for the second highest single season total in Patriots history. Randy Moss had a franchise record 23 total touchdowns in 2007.

PATRIOTS RECORD BOOK / MOST TOUCHDOWNS IN A SEASON

Player	Season	TDs
Randy Moss	2007	23
Rob Gronkowski	2011	18
Curtis Martin	1996	17

13TH TIME AN NFL TIGHT END HAS 90 RECEPTIONS

Gronkowski finished the 2011 season with 90 receptions, posting the 13th season with 90 or more receptions by a tight end. New Orleans' Jimmy Graham (99) also eclipsed the 90- reception plateau last season.

GRONKOWSKI: NFL TIGHT END RECORD OF SEVEN GAMES OF TWO OR MORE TDS IN 2011

Gronkowski's seven games with two or more touchdowns in 2011 are an NFL record for a tight end. Antonio Gates (San Diego in 2004) and Jerry Smith (Washington in 1967) each had four two-touchdown games. The NFL record for most two-plus touchdown reception games in a season is eight by Randy Moss with the Patriots in 2007. Gronkowski's is tied with Cris Carter (1995) and Jerry Rice (1987) for the second most games with two or more touchdowns in a single season. Gronkowski has 11 such games in his NFL career.

MOST GAMES WITH 2+ TD RECEPTIONS/SEASON

8	Randy Moss (Patriots)	2007
7	Rob Gronkowski (Patriots)	2011
7	Cris Carter (Minnesota)	1995
7	Jerry Rice (San Francisco)	1987



PATRIOTS OFFENSIVE NOTES

GRONKOWSKI LEADS ALL NFL PLAYERS WITH 35 TOUCHDOWN RECEPTIONS SINCE 2010

Gronkowski's 35 touchdown receptions since the start of the 2010 season are the most among all NFL players during that span. Gronkowski's 36 overall touchdowns since 2010 are second, behind Arian Foster's 42 touchdowns.

Most Touchdowns Receptions by a Tight End Since 2010

Player	Touchdowns
Rob Gronkowski	34
Jimmy Graham	23
Antonio Gates	21
Tony Gonzalez	19
Vernon Davis	17
Aaron Hernandez	15
Jason Witten	15

Most Touchdown Receptions Since 2010

Player	Touchdowns
Rob Gronkowski	35
Calvin Johnson	30

GRONKOWSKI SETS TEAM MARK WITH A TD REC. IN SIX STRAIGHT GAMES

Gronkowski set a franchise record with a touchdown reception in six straight games at Washington (12/11/11). The Patriots record for most consecutive games with at least one touchdown overall is seven by Curtis Martin.

GRONKOWSKI HAS 8 CAREER 100-YARD GAMES

Gronkowski registered his eighth career 100-yard game and his second of the 2012 season after finishing with 146 yards on eight receptions at St. Louis (10/28/12). In 2011, Gronkowski tied a team mark for a tight end with five 100-yard games. Ben Coates had five 100-yard games in 1994. Gronkowski needs one more 100-yard game to tie Ben Coates (9) for the most in team history for a tight end.

Most 100-yard Games by a Patriots Tight End

Player	100-Yard Games
Ben Coates	9
Rob Gronkowski	8

ALL IN THE FAMILY

Rob Gronkowski grew up playing football against his brothers in the backyard. Two of his brothers have NFL playing experience. Dan Gronkowski, finished the 2011 season with Cleveland after spending part of the season with the Patriots. He also spent time with Detroit (2009) and Denver (2010). Chris is currently playing for Denver after spending 2010 with Dallas and 2011 with Indianapolis. The Gronkowskis are among 23 different sets of three brothers to have played in the NFL and join nine other families with at least three brothers in the NFL playing at the same time. (Dan is currently out of the NFL).

Family	Brothers	Yr. in NFL at Same Time
Gronkowski	Rob, Dan, Chris	2010- 2011
Baldinger	Brian, Gary, Rich	1986-88, 90-92
Browner	Joey, Keith, Ross	1984-87
Olsen	Merlin, Phil, Orrin	1976
Saul	Rich, Bill, Ron	1970
Richardson	Gloster, Tom, Willie	1969
Rooney	Bill, Cobb, Joe	1924-27
Kinderdine	Hobby, Shine, Walt	1924
Nesser	Al, Frank, Fred, John, Phil, Ted	1921

GRONKOWSKI'S 27 TDS ARE SECOND MOST IN FIRST TWO NFL SEASONS

Most Touchdown Catches First Two NFL seasons

No.	Player
28	Randy Moss (Minnesota – 17 and 11)
27	Rob Gronkowski (10 and 17)
25	Bob Hayes (Dallas – 12 and 13)

Gronkowski has 34 touchdown receptions and 35 touchdowns overall since entering the NFL in 2010. The NFL record for most overall touchdowns in a player's first three NFL seasons is 47 by Barry Sanders (43 rushing and 4 receiving) and the record for most touchdown receptions in a player's first three NFL seasons is 43 by Randy Moss.

GRONKOWSKI IS ONE OF FIVE NFL TIGHT ENDS WITH 90-PLUS RECEPTIONS, 1000-PLUS YARDS AND 10-PLUS TOUCHDOWNS IN A SINGLE SEASON

In 2011, Rob Gronkowski joined Dallas Clark, Jimmy Graham, Tony Gonzalez and Todd Christiansen, as the only tight ends in NFL history with 90-plus receptions, 1,000-plus yards and 10-plus touchdown receptions in a single season.

TIGHT ENDS WITH 90-PLUS RECEPTIONS, 1000-PLUS YARDS AND 10-PLUS TOUCHDOWNS IN A SEASON

Player	Rec.	Yards	TDs	Year
Rob Gronkowski (NE)	90	1,327	17	2011
Jimmy Graham (NO)	99	1,310	11	2011
Dallas Clark (IND)	100	1,106	10	2009
Tony Gonzalez (KC)	96	1,058	10	2008
Todd Christiansen (LAR)	92	1,247	12	1983

TIGHT END TANDEM

Ron Gronkowski (90) and Aaron Hernandez (79) combined for 169 receptions in 2011, the most by a pair of tight ends in the same season in NFL history. Jason Witten (94) and Martellus Bennett (33) combined for 127 in 2010 with Dallas for the second most. Gronkowski and Hernandez combined yardage total of 2,237 in 2011 is the most by any tight end pair in NFL history.

Most Receptions by Tight Ends, NFL History

Year	Player	Receptions
2011	Patriots	169
1984	San Diego	163
2005	Tennessee	149

Most Receiving Yards by Tight Ends, NFL History

Year	Player	Yards
2011	Patriots	2,237
1984	San Diego	1,927
1983	San Diego	1,886

TIGHT ENDS COMBINE FOR 24 TDS IN 2011

Gronkowski (17) and Hernandez (7) combined for 24 touchdown receptions. In 2010, Gronkowski had 10 touchdown catches, while Hernandez had six. It is the first time in NFL history a tight end tandem has had five or more touchdowns in consecutive seasons.

AARON HERNANDEZ LEARNS FROM HIS BROTHER

The relationship between Aaron Hernandez and his older brother D.J. has taken on many roles over the years: sibling, teammate, role model and surrogate father. They played high school football together – D.J. the star senior quarterback and Aaron, the athletic, but not quite ready, freshman. When their father passed away when Aaron was 17, he relied on his brother even more. "I just followed my brother's footsteps," he told the Providence Journal. "I just tried to follow his work ethic because he did everything the right way. He was always successful." D.J., now a graduate assistant at the University of Miami, has tried to instill hard work and perseverance in his younger brother. It's paying off, as Aaron continues to thrive in the Patriots offense.



AARON HERNANDEZ ON HOW BEING A PATRIOT HAS CHANGED HIM

"This is a place that not only did it change my future from them paying me, but it just changed me as a person," he said. "You can't come here and act reckless and do your own stuff, and [I] was one of the persons that when I came here, I might've acted the way I wanted to act, but you get changed by Bill Belichick's way. You get changed by the Patriots' way. Now that I'm a Patriot, I have to start living like one, and making the right decisions for them."



WR WES WELKER NEWS & NOTES

WELKER LEADS NFL IN RECEPTIONS SINCE 2007

Wes Welker leads the NFL with 620 receptions since the start of 2007. Welker led the NFL in 2011 with 122 receptions and led the AFC and finished second in the NFL with 1,569 receiving yards. He had 22 more receptions than the next wide receiver (Roddy White (ATL) with 100). He enters this week third in the NFL with 66 receptions and seventh in receiving yards with 810.



2007-PRESENT NFL REC. LEADERS

Player	Team	Rec.	Yds	TD
Wes Welker	NE	620	6,915	33
Brandon Marshall	DEN/MIA/CHI	541	6,842	39
Reggie Wayne	IND	541	7,165	39
Roddy White	ATL	525	7,245	46

WELKER BECOMES PATRIOTS ALL-TIME RECEPTION LEADER

Welker became the Patriots' all-time leader in receptions on a 25-yard pass from Tom Brady vs. Arizona (9/16/12) in the second quarter. The catch was the 558th of Welker's Patriots career, moving him past Troy Brown (557). Welker now has 620 receptions as a member of the Patriots. On Nov. 13, 2011 vs. the New York Jets, Welker became the third Patriots player to reach 500 receptions as a member of the Patriots, joining Troy Brown (557) and Stanley Morgan (534).

WELKER PASSES TROY BROWN TO MOVE INTO SECOND ON THE PATRIOTS RECEIVING LIST

Wes Welker (6,915 receiving yards) moved past Troy Brown (6,366) into second place on the New England all-time receiving yards list on a 9-yard reception from Tom Brady in the second quarter at Buffalo (9/30/12). Stanley Morgan is in first place with 10,352 yards. Welker entered the game needing 11 yards to move past Troy Brown.

WELKER FIRST AMONG ACTIVE PLAYERS WITH 16 10-PLUS RECEPTION GAMES

Welker now has 16 10-plus reception games in his career, including two in 2012.

Most Games with 10+ receptions/Active Players

16 Wes Welker	13 Brandon Marshall
15 Andre Johnson	13 Tony Gonzalez
15 Reggie Wayne	12 Anquan Boldin

MOST GAMES WITH 10+ RECEPTIONS IN NFL HISTORY

17 Jerry Rice	13 Tim Brown
16 Wes Welker	13 Brandon Marshall
16 Marvin Harrison	13 Tony Gonzalez
15 Reggie Wayne	12 Anquan Boldin
15 Andre Johnson	
14 Cris Carter	

WELKER TIES JERRY RICE FOR THE MOST 10-CATCH, 100-YARD GAMES IN NFL HISTORY

Welker tied Jerry Rice with his 15th NFL game with 10 receptions and 100-yards receiving for the most in NFL history after finishing with 10 receptions for 138 yards at Seattle (10/14). Welker entered the Seattle game tied with Andre Johnson (14) and Marvin Harrison (14) for second place.

WELKER IS STREAKING

Welker has a streak of 103 straight regular-season games with at least one reception. He has caught at least one pass in each of his 93 games with the Patriots, including seven postseason games. The last time that Welker did not catch a pass in a game was December 24, 2005 when he was with Miami.

LONGEST CURRENT STREAKS / CONSECUTIVE GAMES WITH A RECEPTION

No.	Player
188	Tony Gonzalez
126	Larry Fitzgerald
105	Reggie Wayne
103	Wes Welker
102	Anquan Boldin

WELKER REACHED 1,000 YARDS FOR A PATRIOTS RECORD FOURTH TIME IN 2011

Welker reached 1,000 yards for the fourth time as a member of the Patriots in a win at the New York Jets on Nov. 13, 2011. He finished the 2011 season with a franchise record 1,569 yards. The four 1,000-yard seasons are the most by a Patriots receiver.

MOST 1,000-YARD RECEIVING SEASONS IN PATRIOTS HISTORY

4 Wes Welker (2007-09, 11)
3 Randy Moss (2007-09)
3 Stanley Morgan (1979, 1981, 1986)

WELKER SETS FRANCHISE RECORD IN 2011; ON PACE IN 2012 FOR OVER 1,400 YARDS

Wes Welker had a career-high of 1,569 receiving yards in 2011 for a new franchise record. He surpassed Randy Moss, who had 1,493 yards in 2007. He is seventh in the NFL so far in 2012 with 810 receiving yards and is on pace to finish with 1,440 receiving yards.

PATRIOTS SINGLE-SEASON RECEIVING YARD LEADERS

Player	Season	Yds	Rec.	TD
Wes Welker	2011	1569	122	9
Randy Moss	2007	1493	98	23
Stanley Morgan	1986	1491	84	10
Wes Welker	2009	1348	123	4
Rob Gronkowski	2011	1327	90	17

WELKER SETS PERSONAL BEST WITH NINE TOUCHDOWNS IN 2011

Welker caught a 24-yard touchdown in the third quarter at Washington (12/11/11) for his personal-best ninth touchdown of the season. His previous best was eight touchdowns in 2007.

WELKER BECOMES 2ND PLAYER IN NFL HISTORY WITH TWO 120-CATCH SEASONS; ON PACE FOR 117 IN 2012

Welker led the NFL with 122 receptions in 2011, a total that is tied for the fourth-highest single-season total in NFL history. The 120-plus catch season was the second time in Welker's career he has passed the 120-reception mark (123 in 2009 and 122 in 2011), joining Cris Carter (122 in 1995 and 122 in 1994) as the only players to have 120-plus receptions twice in a career. Welker has 66 receptions so far in 2012 and is on pace 117.

MOST RECEPTIONS IN A SEASON

Player	Team	Year	Receptions
Marvin Harrison	Indianapolis	2002	143
Wes Welker	New England	2009	123
Herman Moore	Detroit	1995	123
Wes Welker	New England	2011	122
Cris Carter	Minnesota	1995	122
Cris Carter	Minnesota	1994	122
Jerry Rice	San Francisco	1995	122

Most receptions in a season by a Patriots Player

Player	Year	Receptions
Wes Welker	2009	123
Wes Welker	2011	122
Wes Welker	2007	112
Wes Welker	2008	111
Troy Brown	2001	101

WELKER LED TEAM IN RECEPTIONS FOR FIFTH STRAIGHT YEAR

Wes Welker became the first Patriots player to lead the team in receiving in four straight years after finishing 2010 with 86 receptions. He led the team for a fifth straight season with 122 receptions in 2011. He has now led the team in receiving yards four straight seasons.

WELKER HAD THREE STRAIGHT 100 CATCH AND 1,000 YARD SEASONS

Welker registered his third straight season with at least 100 receptions (123) and 1,000 receiving yards (1,348) in 2009. Only four other NFL players have had three consecutive seasons of at least 100 receptions and 1,000 yards receiving: Marvin Harrison (4, 1999-02), Brandon Marshall (3, 2007-09), Herman Moore (3, 1995-97) and Jerry Rice (3, 1994-96).



WR WES WELKER NEWS & NOTES

WELKER FINISHED WITH JUST UNDER 8 RECEPTIONS PER GAME IN 2011

Welker averaged 7.6 receptions per game in 2011, totaling 122 receptions in 16 games. The NFL record for highest average per game in a season is 8.9 by Marvin Harrison in 2002. Harrison in 2002 and Welker in 2009 with 8.8 are the only NFL players to average 8.0 or more receptions per game. Welker is averaging 7.3 receptions per game so far in 2012.

NFL Highest Average Per Game/Season

Player	Season	Average
Marvin Harrison (Indianapolis)	2002	8.9
Wes Welker (Patriots)	2009	8.8
Herman Moore (Detroit)	1995	7.7
Lionel Taylor (Denver)	1960	7.7
Wes Welker (Patriots)	2011	7.6
Cris Carter (Minnesota)	1994	7.6
Cris Carter (Minnesota)	1995	7.6
Jerry Rice (San Francisco)	1995	7.6

WELKER: 7.2 CATCHES PER GAME SINCE 2007

Wes Welker is averaging 7.2 receptions per game since joining New England in 2007. His 7.2 average is the highest in the NFL during that time.

MOST RECEPTIONS PER GAME SINCE 2007 (Minimum-20 games)

Player	Team	Average
Wes Welker	New England Patriots	7.2
Brandon Marshall	Denver/Miami/Chicago	6.4
Andre Johnson	Houston Texans	6.3
Reggie Wayne	Indianapolis	6.1

EIGHTH TIME IN NFL HISTORY A PLAYER REACHES 1,000 YARDS IN THE NINTH GAME

Welker reached 1,000 yards in the ninth game of the 2011 season. It is an accomplishment that has happened just eight times in NFL history since the 1970 merger and for the first time since Torry Holt accomplished the feat with St. Louis in 2003. Isaac Bruce accomplished the feat two times. All eight times the accomplishment was reached in the ninth game of the season.

PLAYERS WHO REACHED 1,000 RECEIVING YARDS BY TEAMS NINTH GAME OF THE SEASON

Player	Team	Year
Wes Welker	Patriots	2011
Torry Holt	St. Louis	2003
Isaac Bruce	St. Louis	2000
Marvin Harrison	Indianapolis	2000
Isaac Bruce	St. Louis	1995
Michael Irvin	Dallas	1995
Jerry Rice	San Francisco	1990
Wes Chandler	San Diego	1982

WELKER BECOMES FASTEST PLAYER IN NFL HISTORY TO REACH 500 RECEPTIONS WITH ONE TEAM

Welker reached 500 receptions as a member of the Patriots in his 70th game with the team and became the fastest player to record 500 receptions with one team, surpassing Anquan Boldin (80 games with Arizona). He is the fourth player in NFL history with at least 500 catches in a five-year span. Only Marvin Harrison (five times), Cris Carter (twice) and Pro Football Hall of Famer Jerry Rice (once) have accomplished the feat.

THE PLAYERS TO REACH 500 RECEPTIONS WITH ONE TEAM IN THE FEWEST GAMES

Player	Team	Games
Wes Welker	New England	70
Anquan Boldin	Arizona	80

WELKER HAS 27 100-YARD GAMES

Welker has 27 100-yard games, second in Patriots' history to the 38 100-yard games by Stanley Morgan. Welker has nine games with 100-yards in a half, with six first half 100-yard games and three second half 100-yard games.

WELKER JOINS RICE AND HARRISON WITH FOURTH 100-RECEPTION SEASON

Welker added seven receptions at Washington (12/11/11) to reach 100 receptions for the season and become the third player in NFL history with four 100-catch seasons. Welker joins Marvin Harrison and Jerry Rice as the only players with four 100-reception seasons.

MOST 100-RECEPTIONS SEASON IN NFL HISTORY

Player	100-reception seasons
Wes Welker	4
Marvin Harrison	4
Jerry Rice	4
Brandon Marshall	3
Herman Moore	3
Andre Johnson	3
Reggie Wayne	3

WELKER TIES NFL RECORD FOR 10-PLUS CATCH GAMES IN A SEASON WITH SEVEN IN 2009

Welker had seven 10-plus reception games in 2009 season to tie the NFL record for most 10-plus reception games in a single season. Andre Johnson of Houston had seven 10-plus reception games in 2008.

PATRIOTS MOST GAMES WITH 10-PLUS CATCHES

No. of 10-plus reception games for the Patriots

Wes Welker	16
Ben Coates	5
Troy Brown	5

WELKER TIES NFL RECORD WITH THREE GAMES OF 8 RECEPTIONS, 150 YARDS AND A TD

Welker is tied with six other players as the only players in NFL history to have at least eight receptions, 150 receiving yards and at least one touchdown three times in a single season with three such games in 2011.

PLAYERS TIED FOR NFL RECORD OF THREE GAMES WITH 8+ REC, 150+ YDS, AND 1+ TD IN A SINGLE SEASON

Wes Welker	2011
Randy Moss	2003
Tim Brown	1995
Isaac Bruce	1995
Jerry Rice	1993
Sterling Sharpe	1989
Roy Green	1984

WELKER SETS FRANCHISE RECORDS

Welker had a career-high 217 receiving yards to set a franchise record at Buffalo (9/25/11). The previous record was set by Terry Glenn when he had 214 at Cleveland on Oct. 3, 1999. It is the second 200-yard performance in franchise history. Welker's previous best was 192 yards vs. the New York Jets (11/22/09). Welker's 16 receptions at Buffalo are also a personal best and are tied with Troy Brown for the franchise mark. Brown had 16 vs. Kansas City on Sept. 22, 2001. Welker's previous best were the 15 he had vs. the New York Jets (11/22/09)

WELKER IS NFL LEADER IN YARDS AFTER THE CATCH SINCE 2007

Wes Welker leads the NFL with 3,720 yards after the catch since 2007, 1,079 yards ahead of second place player, Ray Rice of Baltimore with 2,641 yards.

2007-PRESENT NFL REC. LEADERS

Player	Team	Yards After the Catch
Wes Welker	NE	3,720
Ray Rice	Baltimore	2,641
Darren Sproles	San Diego/New Orleans	2,537

WELKER TIES MARK WITH FOUR STRAIGHT 100-YARD GAMES

Welker had a string of four straight 100-yard games in 2012 to tie the team mark. Randy Moss opened his Patriots career with four straight 100-yard games in 2007.



PATRIOTS OFFENSIVE/DEFENSIVE NOTES

MANKINS GOT A UNIQUE RIDE TO THE AFC CHAMPIONSHIP GAME

Logan Mankins' car wouldn't start when he was leaving the team hotel to head to last season's AFC Championship Game. He went back into the hotel lobby with plans to call a car service for help, but he ran into fans dressed in Patriots apparel and asked if they were going to the game and if they could give him a ride. The fans planned on parking at their usual spot across from the stadium but Mankins was able to return the favor of a ride for premium parking right next to the stadium.

STEVAN RIDLEY HAS FOUR 100-YARD RUSHING DAYS IN 2012

Stevan Ridley had his first career 100-yard day in the 2012 season opener at Tennessee (9/9) with 125 yards rushing on 21 carries for a 6.0-yard average. He finished with 106 yards rushing on 22 carries for a 4.8-yard average at Buffalo (9/30), a career-high 151 rushing yards vs. Denver (10/7) and then gained 127 yards on 15 carries for an 8.5-yard average at St. Louis (10/28).

RIDLEY GOES LONG

In the season opener at Tennessee (9/9/12), Ridley had five runs of 15 or more yards (17, 17, 16, 15, 15). No Patriots running back in at least the past 25 years has done that in a single game, according to the Elias Sports Bureau. It is the first time under Bill Belichick that a Patriots running back had five runs of 15 or more yards rushing in the same game. Ridley was the first under Belichick to have four runs of 15 or more yards in the same game when he had runs of 33, 25, 20, and 18 at Oakland on Oct. 2, 2011. Tennessee's Chris Johnson was the last NFL player to have five runs of 15 or more yards in a game (Nov. 27, 11 vs. Tampa Bay).

RIDLEY STARTS STRONG

Stevan Ridley has a total of 814 rushing yards through nine games this season. Ridley is on pace to total 1,447 rushing yards, which would give him the 15th 1,000-yard rushing season in Patriots history and make him the 12th Patriots' player to reach 1,000 yards rushing. That number would be the fourth best total in Patriots history and he would become the fourth Patriots player to reach 1,400 yards.

MOST YARDS RUSHING/SINGLE SEASON

Player	Season	Yds
Corey Dillon	2004	1,635
Curtis Martin	1995	1,487
Jim Nance	1966	1,458
Craig James	1985	1,227

2011 FIRST ROUND PICK NATE SOLDER

It only took a day for Nate Solder to decide to change from his lifelong position of tight end to tackle after playing his freshman year at Colorado as a tight end. "My coaches came to me and said, 'You'd be an all right tight end, but you'd be an even better tackle,'" he told the Boston Globe. "I've always wanted to be great, so that's why I moved to tackle." He added over 30 pounds after his redshirt freshman season and was named the team's starting left tackle. He played in 2,540 of 2,542 offensive plays over the next three seasons at Colorado and became an immediate contributor on the Patriots offensive line at right tackle as a rookie before moving to left tackle.

MATTHEW SLATER: LIKE FATHER LIKE SON

Matthew Slater is one of seven sons of Hall of Fame members to be drafted in NFL history.

HALL OF FAME FATHERS WITH SONS DRAFTED IN THE NFL

- Jackie Slater (class of 2001) – son, Matthew Slater (NE)
- Howie Long (class of 2000) – son, Chris Long (STL)
- Bobby Bell (class of 1983) – son, Bobby Bell (NYJ)
- Tony Dorsett (class of 1994) – son, Anthony Dorsett (HOU)
- Bob Griese (class of 1990) – son, Brian Griese (DEN)
- Russ Grimm (class of 2010) – son, Cody Grimm (TB)
- Kellen Winslow (class of 1995) – son, Kellen Winslow (CLE)

DONALD THOMAS: FROM NO HIGH SCHOOL FOOTBALL TO THE NFL


Donald Thomas found football while playing basketball. A former high school baseball and basketball player who had never played football at any level, Thomas often played pickup basketball at the student gymnasium and one day found himself playing with several members of the UConn football team who convinced him to try out for the team. After meeting with coaches, Thomas walked on to the team as a defensive lineman for the scout team in 2003. He red-shirted a year before contributing on special teams. In 2007, he got his chance to play offensive guard, earning All-Big East honors before being selected in the sixth round of the 2008 draft by the Miami Dolphins.

SEBASTIAN VOLLMER MAKES HIS MARK

A native of Kaarst, Germany, Vollmer did not begin playing football until the age of 14 when he started playing for the Dusseldorf club team. Vollmer helped lead his German prep school team to two national football championships. His early football success landed him an appearance in the 2004 Global Junior Championships in San Diego, which led him to a scholarship at Houston. He spoke almost no English when he signed with Houston, but he became fluent in the language as he developed from a 250-pound tight end into a 315-pound lineman who started his final 25 games at tackle for the Cougars. Vollmer's collegiate career created interest from the NFL where the Patriots drafted him in the second round of the 2009 draft. Nicknamed "Seabass" during his playing days at Houston, a nickname that has carried over to the NFL.

WOODHEAD GOES FROM DIVISION II TO THE NFL

Danny Woodhead was a standout at Division II Chadron State in Nebraska. He averaged 178.9 yards per game and totaled 101 rushing touchdowns during his collegiate career. Woodhead's outstanding junior and senior seasons earned him two Harlon Hill Trophies, the Division II equivalent to the Heisman Trophy. He is one of just three players to ever win two or more Harlon Hill Trophies, joining Texas A&M University-Kingsville running back Johnny Bailey, who won it three times (1987-89) before playing six seasons in the NFL for the Bears, Cardinals, and Rams. Valdosta State University's Dusty Bonner was the only other player to win the Harlon Hill Trophy multiple times (2000 and 2001).



DANNY WOODHEAD SET TEAM MARK FOR RUSHING AVERAGE IN 2010

Danny Woodhead finished the 2010 season with 97 rushes for 547 yards, with his average of 5.64 yards per carry setting a new team record (minimum 90 rushing attempts). Woodhead topped Don Calhoun's previous team mark of 5.59 yards per carry in 1976 (129 attempts for 721 yards).

MOST YARDS PER CARRY / SINGLE SEASON PATRIOTS HISTORY

(Minimum 90 rushes)

Player	Year	Gm	Rush	Yds	Avg.	Lg
D. Woodhead	2010	14	97	547	5.64	36t
Don Calhoun	1976	14	129	721	5.59	54
Mosi Tatupu	1983	16	106	578	5.45	55

KYLE ARRINGTON TIED FOR NFL LEAD WITH SEVEN INTERCEPTIONS IN 2011

Kyle Arrington, who had just two interceptions during his entire college career at Hofstra, tied for the NFL lead with a career-high seven interceptions in 2011. The last Patriots player to lead the league in interceptions was Asante Samuel with 10 in 2006. Arrington had two games in 2011 with two picks: at Buffalo on Sept. 25 and vs. Kansas City on Nov. 21.

2011 NFL INTERCEPTION LEADERS


Player	Team	Int	Yds	Avg	Lg	TD
Kyle Arrington	NE	7	92	13.1	28	0
Eric Weddle	SD	7	89	12.7	26	0
Charles Woodson	GB	7	63	9.0	30t	1



PATRIOTS DEFENSIVE NOTES

PATRICK CHUNG'S JOURNEY TO THE NFL

Long before S Patrick Chung picked up flag football as a teen, his mother, Jamaican recording artist Sophia George, had preached about being a tough man in a song. Her hit single, "Girlie Girlie" – a traditional reggae song which pokes fun at a boy who was not man enough – topped the charts in 1985. Chung is aware that among his talents he was born with, such as speed and agility, singing is not one of them. Chung possesses a great sense of pride in his unique heritage – his mother is Jamaican and his father is half Jamaican and half Chinese, was born in Jamaica and moved to California at age 12 where he started to play football as a freshman in high school. Chung went on to star at Oregon, where he holds the distinction of starting more games than any other defensive player in school history with 51 starts. He originally entered the draft as a junior, but ultimately decided to return for his senior season. Pinned to the back of his locker is a reminder of the support he has gotten - a Jamaican flag that represents his family's heritage.



STEVE GREGORY WAS ABOUT TO ENTER THE POLICE ACADEMY UNTIL SAN DIEGO CALLED

Steve Gregory's father and stepmother are New York City police officers and both were on duty during the events of September 11, 2001. Following his college career at Syracuse, Gregory took the test to enter the police academy. He found out he passed the test on the same day that the San Diego Chargers called him to offer him a free agent contract.

DONT'A HIGHTOWER WEARS TEDY BRUSCHI'S JERSEY #54

As a first round draft pick, Dont'a Hightower is used to high expectations. Hightower went to training camp with jersey #45 but was switched to jersey #54 prior to the start of the regular season. Former LB Tedy Bruschi wore #54 for 13 seasons. Hightower understands the importance of the number and hopes to live up to its legacy. "I definitely feel honored to be able to wear this number," Hightower said. "I've read that Tedy didn't want it to be retired and he hoped another linebacker would come in and be able to wear this number and be able to play as well. I feel honored. Tedy was a great player, and he means a lot to this organization. I'm definitely proud to be able to wear this number."

2012 FIRST ROUND PICK CHANDLER JONES FOLLOWS IN BROTEHR'S FOOTSTEPS

Chandler Jones has two brothers, including Arthur, a fifth-round NFL Draft selection by the Baltimore Ravens in 2010, who was a Syracuse defensive tackle, and John "Bones" Jones, a UFC fighter and the reigning Light Weight Champion.

CHANDLER'S PERK OF BEING IN THE NFL

Chandler Jones was excited to get the Madden football game and play himself: "I've always put myself in Madden manually, but now that I can actually buy the game and see myself already installed in the game, it's great."

FIRST ROUND PICKS MAKE IMPACT IN 2012 OPENER

Chandler Jones forced a fumble on a 1-yard sack of Tennessee QB Jake Locker in the first quarter and Dont'a Hightower recovered the ball and ran 6-yards for a touchdown in the season opener at Tennessee (9/9/12). It is the first fumble returned for a touchdown for the Patriots since Gary Guyton returned a fumble 35 yards for a touchdown at Chicago on Dec. 12, 2010. It is the first defensive touchdown for the Patriots since Sterling Moore returned an interception 21 yards for a score vs. Buffalo on Jan. 1, 2012.

JONES HAS FIRST TWO-SACK GAME

Chandler Jones had his first NFL two-sack game at Seattle (10/14). He forced a fumble that was recovered by LB Rob Ninkovich on a 3-yard sack in the second quarter and had a 5-yard sack in the third quarter.

JONES HAS FORCED THREE FUMBLES ON SACKS

Jones now has three forced fumbles in 2012. Jones forced a fumble on a sack at Tennessee (9/9), vs. Arizona (9/16) and at Seattle (10/14).

JONES HAS TEAM-LEADING 6.0 SACKS

Jones has a team-leading 6.0 sacks. The Patriots rookie record for most sacks in a season is 10.5 by Garin Veris in 1985. The NFL rookie record is 14.5 by Jevon Kearse with Tennessee in 1999.

JONES NAMED AFC ROOKIE OF THE MONTH FOR SEPTEMBER

Jones was named the AFC Rookie of the Month for September. Jones registered three sacks in his first four games with two forced fumbles, the most sacks of any NFL rookie. His first NFL sack at Tennessee resulted in a forced fumble that was returned for a touchdown. Jones finished the month with 19 tackles, three sacks and two forced fumbles. He joins Jerod Mayo (October of 2008) as the only Patriots to be named NFL Defensive Rookie of the Month.

STILL RECEIVING THE LOVE


Kyle Love continues to receive motivation from his father, retired Army colonel Anthony Love. Every game day, his father sends him a text message with words of encouragement to get him excited. His dad has been motivating him since middle school and the message has always remained the same: "Give the coaches a reason to keep you."

KYLE LOVE 'MINI-V' FOLLOWS WILFORK

Kyle Love has been looking up to Vince Wilfork since his days at Mississippi State, when his teammates dubbed him "Mini-V" for his resemblance to the Patriots defensive tackle. The nickname led Love to closely monitor Wilfork as he finished his playing days with the Bulldogs. Little did he know that he would get the chance to watch Wilfork from an even closer perspective – lined up next to him on the Patriots defensive line. "I stay close to that guy always. Watch me out here, I'm right beside him, no matter what," Love told the *Boston Globe*. Now that they're on the same team, Wilfork has become an even bigger influence, like a big brother, according to Love.

MAYO OVER 100 TACKLES FOR THE FIFTH STRAIGHT YEAR

LB Jerod Mayo has 116 total tackles through the first nine games of the 2012 season and has now registered 100 or more tackles in five straight years. He is the first player in New England history to register 100 tackles in his first five NFL seasons, and the fourth Patriots' player with at least five straight 100-tackle seasons.



100 Tackles in at least five consecutive seasons/Patriots

- 6 Fred Marion (1985-1990)
- 5 Jerod Mayo (2008-2012)
- 5 Lawyer Milloy (1997-2001)
- 5 Vincent Brown (1991-1995)



PATRIOTS DEFENSIVE NOTES

MAYO ON PACE 200 TACKLES IN 2012

After nine games in 2012, Mayo leads the team with 116 tackles and is on pace to finish the season with 206 total tackles and become the third New England player to reach 200 tackles in a single season. Mayo has registered at least 10 tackles in seven out of the first nine games, including a season-high of 20 vs. the New York Jets (10/28/12). He had a career-best with nine games in 2010 with 10 or more tackles.

Patriots Single Season Tackle Leaders All-Time

Year	Player	Tackles
1983	LB Clayton Weishuhn	229
1984	LB Steve Nelson	207
2010	LB Jerod Mayo	193
1980	LB Steve Nelson	186

MAYO IS A YOUNG LEADER

Jerod Mayo learned knowledge and discipline are the keys to success while spending afternoons with his three brothers under the supervision of their grandfather, Walter Johnson, a retired Air Force veteran of 30 years. While Mayo's mother worked two jobs, Johnson taught the boys discipline, responsibility and the value of life. Those lessons helped Mayo develop a work ethic and demeanor that has earned him the nickname of "Old Soul" from his teammates. His leadership skills and talent helped him become only the second Patriot to be named AFC Rookie of the Year, earning that title in 2008 to join Michael Haynes (1976)

DOUBLE TROUBLE: CB DEVIN MCCOURTY

After being selected by the Patriots in the first round of the 2010 NFL Draft, CB Devin McCourty became part of a select group in league history. McCourty's identical twin brother, Jason, is a cornerback with Tennessee, selected in the sixth round of the 2009 NFL Draft. The two are the 12th set of twins to play in the NFL. Devin redshirted for the 2005 season and therefore was a year behind his brother in eligibility. McCourty is the second twin to suit up for the Patriots, after CB Kato Serwanga was a member of the team from 1998-2000. His twin brother, Wasswa, played for San Francisco and Minnesota from 1999-2001. According to McCourty's mother, the two can only be told apart by tiny scars on their faces left by chickenpox. The McCourty twins are one of three active sets of twins playing in the NFL.

Current Twins Playing in the NFL

Devin (NE) and Jason McCourty (TEN)

Pat (ARI) and Paul McQuistan (SEA)

Maurkice (PIT) and Mike Pouncey (MIA)

MCCOURTY REGISTERS SECOND CAREER TWO-INTERCEPTION GAME AT BUFFALO

Devin McCourty had his second career two-interception game in the win at Buffalo on Sept. 30, 2012. He had his first interception of the 2012 season when he picked off a Ryan Fitzpatrick pass at the Buffalo 42-yard line in the first quarter. He picked off his second pass in the fourth quarter. It is McCourty's second career two-interception game. He had his first two-interception game at Detroit on Nov. 25, 2010. The Patriots are 9-0 when McCourty has at least one interception in a game.

MCCOURTY HAS A 104-YARD KICKOFF RETURN FOR A TOUCHDOWN; SECOND LONGEST IN TEAM HISTORY

Devin McCourty had a 104-yard kickoff return for a touchdown in the first quarter vs. the Jets (10/21), the second longest kickoff return in team history. Ellis Hobbs has the longest in team history with a 108-yard return for a touchdown at the New York Jets on Sept. 9, 2007. He was named AFC Special Teams Player of the Week for his performance.

Longest Kickoff return in Patriots History

Ellis Hobbs 108T at New York Jets (09-09-07)

Devin McCourty 104T vs. New York Jets (10-21-12)

ROB NINKOVICH: WHERE DID HE COME FROM?

Rob Ninkovich's journey to the Patriots was not easy. He entered the league as a fifth-round pick by the Saints in 2006 and was waived four times by New Orleans and Miami before landing in New England on Aug. 2, 2009. He spent the 2009 offseason trying to make the New Orleans team as a long snapper. Before coming to the Patriots, he had appeared in just eight games over three years. He doubled that total in his first year in New England, appearing in 15 games in 2009 and his role on the team has grown since, earning a starting role at linebacker in 2010 and 2011 before moving to a starting role on the defensive line in 2011.



NINKOVICH SCORED AS A TE IN COLLEGE

Ninkovich played some at tight end in college at Purdue and caught two touchdown passes with a 2-yard touchdown pass from Dallas QB Kyle Orton and a 1-yard touchdown pass from former Indianapolis QB Curtis Painter.

NINKOVICH HELPS DEFENSE WALK OFF WITH A WIN VS. THE JETS

Ninkovich and Jermaine Cunningham combined on a 15-yard sack of Mark Sanchez in overtime vs. the Jets (10/21), and Ninkovich forced and recovered a Sanchez fumble on the play, giving the Patriots possession and ending the game with a 29-26 overtime win for New England. The forced fumble was Ninkovich's team-leading fourth of the season, and his fourth forced fumble in as many weeks. Mike Vrabel had five forced fumbles in 2007, which was the most for any Patriots player within the last 20 years.

NINKOVICH AND SPIKES: BACK-TO-BACK WEEKS WITH TWO FORCED FUMBLES EACH

LB Brandon Spikes forced two fumbles at Buffalo (9/30) and Ninkovich forced two fumbles vs. Denver (10/7) to become one of eight Patriots players to record at least two forced fumbles in a single game.

Most Forced Fumbles in a game/ Patriots History

Player	Points
Mike Vrabel(10/28/07 vs. Washington)	3
Rob Ninkovich (10/07/12 vs. Denver)	2
Brandon Spikes (09/30/12 at Buffalo)	2
Adalius Thomas (12/16/07 vs. NY Jets)	2
Rosevelt Colvin (09/16/07 vs. San Diego)	2
Roman Phifer (11/23/02 vs. Minnesota)	2
Tebucky Jones (12/22/01 vs. Miami)	2
Ferric Collins (10/20/96 at Indianapolis)	2

SPIKES IS A THROWBACK

Spikes, who patterns his style of play after Hall of Fame linebacker Dick Butkus, shared his feelings on modeling his game after old school linebackers. "My thing is, when I'm done with this game, I want the older guys when they watch to say, 'He's playing the position the right way.' It's just a point of respect from me to them." Spikes passion and energy is apparent when he plays the game. Said former Patriots safety Rodney Harrison in a recent interview with the Boston Herald: "You can see how much he loves it, how he enjoys being physical. "He's an intimidator. He's got that fight in him. He's going to hit you and you're going to feel it."



SPIKES ON PACE FOR HIGH TACKLE TOTAL


Spikes finished with 12 tackles against the Bills (11/11) and now has had 10 or more tackles in five of the nine games so far for a total of 84 tackles. He is on pace to finish the season with 149 tackles. With Jerod Mayo at 116 tackles and Spikes on pace for 100, it will be the fifth time in the Bill Belichick era that two players have finished with 100 or more tackles



DEFENSIVE/SPECIAL TEAMS NOTES

VINCE WILFORK REGISTERS FIRST CAREER INTERCEPTIONS IN 2011

Vince Wilfork recorded his first career interception when he picked off QB Philip Rivers in the second quarter vs. San Diego (9/18). He had his second interception at Oakland (10/2) to join Anthony Pleasant (2001) as the only other Patriots defensive lineman to ever record two interceptions in the same season. Wilfork is one of four Patriots defensive lineman to ever record two interceptions overall, joining Pleasant, Richard Seymour and Henry Thomas.



WILFORK WEARS HIS HEART ON HIS NECK

Wilfork wears No. 75 over his shoulder pads. Underneath hangs a gold chain locket for those who were number one in his heart: his parents. In 2002, parents David and Barbara Wilfork both passed away within five months of each other, leaving the then University of Miami star without his greatest support system. Wilfork, who lost his father to diabetes, has raised hundreds of thousands of dollars for diabetes-related causes. His annual draft day fundraiser, a bowling event he has held for eight years, is one of the longest running fundraising events held by a pro athlete in New England. For his charity work, Wilfork was awarded the 2010 New England Patriots Ron Burton Community Service Award. While he will always cherish his National Championship and Super Bowl rings, his constant reminder lies closest to his heart, a picture of his late parents at their high school prom. "I carry them with me wherever I go," Wilfork said of his parents' keepsake. "My parents pushed me to be the best I could be. The things I do and my wife does, we do out of the kindness of our heart, and we do it for the community. I never look for anything in return. My teammates are my second family. My kids, my wife, the New England Patriots – that's all I have."

VINCE WILFORK: REASONS FOR PATRIOTS SUCCESS

Patriots Pro Bowl DL Vince Wilfork, who has served as a defensive captain for the Patriots for five straight seasons, says the team's continued success is a result of the entire organization working towards one common goal: "The Patriots are all about team, family and smart football players. They try to get good people here from coaches to guys who work in the front office to guys who put on this uniform. I think everybody has to have one goal in mind, and that's to be together. When you get an organization together that is seeking one goal, you can be pretty successful."

GOSTKOWSKI ON HIGH POINT TOTAL IN 2012

Stephen Gostkowski is second in the NFL in 2012 with 93 total points, behind the 109 by Lawrence Tynes of the New York Giants. He is on pace to finish with 165 points, which would be second in NFL history. The Patriots record for most points in a season is 155 by Gino Cappelletti in 1964.



NFL Record for Most Points by a Kicker

- 166 David Akers (San Francisco) in 2011
- 164 Gary Anderson (Minnesota) in 1998
- 163 Jeff Wilkins (St. Louis) in 2003

EVEN STEPHEN

Since joining the Patriots as a fourth-round draft choice in 2006, Gostkowski has connected on 84.7 percent of his regular-season field goal attempts (161-for-190), achieving the best field goal percentage in Patriots history.

PATRIOTS ALL-TIME LEADERS / FIELD GOAL PCT. (Minimum 50 Attempts)

Player	Years	FGM	FGA	Pct.
Stephen Gostkowski	2006-12	161	190	.847
Adam Vinatieri	1996-05	263	321	.819
Matt Bahr	1993-95	55	72	.764

GOSTKOWSKI THIRD IN POINTS

Gostkowski led the AFC and finished third in the NFL with 143 points in 2011. The 143 points are second to the 148 he had in 2008 and the fourth highest in team history. He is third all-time in Patriots history with 805 total points.

Most Points/ Patriots History

Player	Points
Adam Vinatieri (1996-05)	1,158
Gino Cappelletti (1960-70)	1,130
Stephen Gostkowski (2006-12)	805
John Smith (1974-83)	69

GOSTKOWSKI SIXTH BEST EVER IN FG PCT.

Stephen Gostkowski's 84.7 field goal percentage is the sixth-best among NFL kickers all-time.

Player	Years	FGM	FGA	Pct.
Nate Kaeding	2004-12	180	207	87.0
Mike Vanderjagt	1998-06	230	266	86.5
Rob Bironas	2005-12	205	238	86.1
Shayne Graham	2001-12	229	266	86.1
Robbie Gould	2005-12	205	239	85.8
Stephen Gostkowski	2006-12	161	190	84.7
Matt Bryant	2002-12	222	263	84.4

GOSTKOWSKI IS FIRST PATRIOTS PLAYER TO KICK TWO 50-YARD FIELD GOALS IN THE SAME GAME

Gostkowski drilled a 51-yard field goal in the third quarter and a 53-yarder in the fourth quarter vs. Arizona on Sept. 16, 2012. The 53-yarder ties a career-long mark. He also had a 53-yarder at Denver on Nov. 11, 2009. It is the first time in Patriots history that a player has connected on two 50-yard field goals in the same game.

GOSTKOWSKI ONE 50-YARD FIELD GOAL AWAY FROM TYING FOR THE FRANCHISE LEAD

Gostkowski is now 7-of-10 from 50 yards or more as member of the Patriots and needs one more 50-yard field goal to tie Adam Vinatieri for most 50-yard field goals in New England history.

Patriots Record for Most 50 Yard Field Goals

Player	Years	FGM	FGA	Pct.
Adam Vinatieri	1996-2005	8	17	47.1
Stephen Gostkowski	2006-12	7	10	70.0
Tony Franklin	1984-87	3	6	50.0

ZOLTAN MESKO: COMING TO AMERICA

P Zoltan Mesko was born in Timisoara, Romania on the Romania-Hungary border. On many occasions in 1989, during the communist revolutions, his family was forced to take cover to avoid gun shots from the armies. Even after the fall of the Berlin Wall, his family lived in poverty. His family left Romania when his father won a United States Permanent Resident Card (green card) in the Diversity Immigrant Visa Lottery in 1997 when Mesko was 11. "I survived a war," he noted. "I was coming from a really low point growing up, with communism and a very adverse economic situation. Coming over here, I'm very grateful for where I am. It happens by luck that I am here," he said. "When my dad applied for the green card lottery, there were 20 million applicants and 55,000 winners. That's a percentage in itself that tells you I am lucky to be here."

MESKO DISCOVERS FOOTBALL

An avid soccer player from his days in Romania, Mesko had a strong leg. It was only when he came to America that he discovered his leg could take him places. In eighth grade, Mesko was playing kickball in the gym when he kicked the ball so high that he broke a light fixture. He was given a choice: pay for the light fixture or play football. The choice was an easy one—Mesko decided to play football. His leg would land him numerous Division I scholarships and admission offers from Ivy League schools. From those, Mesko chose to play football at Michigan.





PATRIOTS REFERENCE NOTES

GIL SANTOS – THE VOICE OF THE PATRIOTS

For most Patriots fans, there has been but one "Voice of the New England Patriots" and it belongs to Gil Santos. Now in his 36th season, Santos has articulated the sights, sounds and all the play-by-play action for 736 games to millions of Patriots fans. Santos is tied with the Philadelphia Eagles' veteran play-by-play announcer, Merrill Reese, as the two most tenured radio broadcasters in the NFL. Santos began calling games for the Boston Patriots at Fenway Park in 1966. He was the voice of the Patriots for the next 14 seasons (1966-79). He returned to the booth in 1991 and has broadcast every Patriots game since then.



TOM BRADY AND WELKER SCORE ON A 99-YARD PASS

Tom Brady connected with Wes Welker on a 99-yard touchdown in the fourth quarter of the 2011 season-opener at Miami (9/12/11). The 99-yard play tied the NFL record for the longest offensive play, which has been accomplished 14 times.

(13) 99-YARD PASS PLAYS

- Frank Filchock to Andy Farkas, Wash. vs. Pitt. – Oct. 15, 1939
- George Izo to Bobby Mitchell, Wash. vs. Clev. – Sept. 15, 1963
- Karl Sweetan to Pat Studstill, Det. vs. Balt. – Oct. 16, 1966
- Sonny Jurgensen to Gerry Allen, Wash. vs. Chic. – Sept. 15, 1968
- Jim Plunkett to Cliff Branch, LA Raiders vs. Wash. – Oct. 2, 1983
- Ron Jaworski to Mike Quick, Phil. vs. Atl. – Nov. 10, 1985
- Stan Humphries to Tony Martin, SD. vs. Sea.. -Sept. 18, 1994
- Brett Favre to Robert Brooks, GB vs. Chic. – Sept. 11, 1995
- Trent Green to Marc Boerigter, KC vs. SD. – Dec. 22, 2002
- Jeff Garcia to Andre Davis, Clev. vs. Cin. – Oct. 17, 2004
- Gus Ferrotte to Bernard Berrion, Minn. vs. Chi. – Nov. 30, 2008
- Tom Brady to Wes Welker, NE at Mia. – Sept. 12, 2011**
- Eli Manning to Victor Cruz, NY Giants at NY Jets – Dec. 24, 2011

(1) 99-YARD RUN PLAY

Tony Dorsett, Dal. vs. Minn.- Jan. 3, 1983

ANNUAL ACHIEVEMENTS

The Patriots won more than half of their games for the 11th straight year with a 13-3 record in 2011. They are the first team to win more than half of their games in 11 straight seasons since free agency began in 1993. The Patriots are the fourth team to win more than half of their games in 11 straight seasons since the 1970 AFL-NFL merger, joining the 49ers (16 straight from 1983-1998), the Cowboys (16 straight from 1970-85) and the Raiders (11 straight from 1970-80).

MOST CONSECUTIVE WINNING SEASONS (since 1970 merger)

San Francisco (1983-98).....	16
Dallas (1970-85).....	16
New England (2001-11).....	11
Oakland (1970-80).....	11

PATRIOTS HAVE THE MOST 9+ WIN SEASONS SINCE 2001

The Patriots are the only team in the NFL to have recorded nine or more wins in each of the last 11 seasons.

MOST SEASONS OF 9+ WINS SINCE 2001

New England	11
Pittsburgh	9
Indianapolis	9
Philadelphia	8

PATRIOTS WIN 10+ FOR THE NINTH STRAIGHT YEAR

New England has reached at least 10 regular-season wins for nine consecutive seasons, joining San Francisco (16) and Indianapolis (9) as the only teams to accomplish the feat.

Team	Years	Consecutive Seasons with 10+ Wins
San Francisco	1983-1998	16
New England	2003-present	9
Indianapolis	2002-2010	9

PATRIOTS FORCE TURNOVERS

The Patriots lead the NFL with a +138 turnover margin since the 1994 season. The Patriots are first in the NFL with a +16 turnover margin in 2012.

NFL TURNOVER MARGIN SINCE 1994

Rank	Team	Turnover Margin
1.	New England	+138
2.	Kansas City	+83
3.	Green Bay	+74

PATRIOTS EARNED NUMBER ONE SEED IN AFC PLAYOFF FIELD FOR SECOND STRAIGHT SEASON

The Patriots were the number one seed in the AFC playoff field for the second straight season in 2011. The Patriots have now earned the number one seed four times (2011, 2010, 2007 and 2003) in the past nine seasons. New England is the first team since Philadelphia (2002, 2003 and 2004) to have the top seed in its conference in at least two straight years and is the first AFC team to have the first seed in two straight years since Buffalo in 1990 and 1991.

PATRIOTS SET THE NFL RECORD FOR MOST CONSECUTIVE GAMES AT .500 OR BETTER

The loss to Baltimore on Sept. 23, 2012 ended the Patriots run of 145 consecutive games at .500 or better, the longest such streak in NFL history. Dallas had the second longest streak ever with 115 games at .500 or better (1965-1974). At 1-2, the Patriots were under .500 for the first time since starting the 2003 season with an 0-1 record.

NFL'S BEST ROAD WARRIORS

Since the start of the 2000 season, the Patriots have the best regular-season road record at 66-35 (.653).

TEAM	RECORD	PCT.
New England	66-35	.653
Philadelphia	63-36-1	.635
Indianapolis	61-39	.610
Pittsburgh	59-41	.590

DIVISIONAL DOMINANCE I

The New England Patriots own a 56-15 (.789) record in regular season AFC East games since the beginning of the 2001 season, compiling the best intra-division record of any team in the NFL.

NFL'S TOP DIVISIONAL RECORDS SINCE 2001

Team	W	L	T	Pct.
New England Patriots	56	15	0	.789
Pittsburgh Steelers	51	20	0	.718
Green Bay Packers	49	20	0	.710
Indianapolis Colts	49	22	0	.690

AFC EAST DIVISIONAL RECORDS SINCE 2001

Team	W	L	T	Pct.	Div. Titles	Years
New England	56	15	0	.789	9	2001, 03-07, 09-11
New York Jets	36	36	0	.500	1	2002
Miami	30	40	0	.429	1	2008
Buffalo	21	50	0	.296	0	---

NOTES: The Indianapolis Colts were members of the AFC East in 2001 and compiled a 3-5 divisional record that season. In 2002, the Patriots and Jets both finished with a 9-7 overall record and a 4-2 divisional record, but the Jets claimed the division title by virtue of having a better record against common opponents. In 2008, the Patriots and Dolphins both finished with an 11-5 overall record and a 4-2 divisional record, but Miami qualified for the playoffs due to a better conference record (8-4 to 7-5).

DIVISIONAL DOMINANCE II

The Patriots have the highest winning percentage in division games from November until the end of the season since 2002.

Team	W	L	T	Pct.
New England	28	7	0	.800
Indianapolis	26	9	0	.743
San Diego	25	9	0	.735
Green Bay	27	10	0	.730
Pittsburgh	27	11	0	.710



PATRIOTS REFERENCE NOTES

STRONG IN THE SECOND HALF

Since 2001, the Patriots have done a remarkable job of finishing the season strong, compiling an NFL-best 69-16 (.812) record in games on or after Thanksgiving.

PATRIOTS BEFORE AND AFTER THANKSGIVING SINCE 2001

Season	Pre-Thanksgiving	Post-Thanksgiving	Overall
2001	5-5 (.500)	9-0 (1.000)	14-5*
2002	6-5 (.545)	3-2 (.600)^	9-7
2003	9-2 (.818)	8-0 (1.000)	17-2*
2004	9-1 (.900)	8-1 (.889)	17-2*
2005	6-4 (.600)	5-3 (.625)	11-7*
2006	7-3 (.700)	7-2 (.777)	14-5*
2007	10-0 (1.000)	8-1 (.889)	18-1*
2008	7-4 (.636)	4-1 (.800)	11-5
2009	7-3 (.700)	3-4 (.429)	10-7*
2010	8-2 (.800)	6-1 (.857)^	14-3*
2011	7-3 (.700)	8-1 (.889)	15-4*
Totals	81-32 (.717)	69-16 (.812)	150-48

*-Includes playoffs ^Includes games played on Thanksgiving

BEST RECORDS IN GAMES PLAYED ON OR AFTER THANKSGIVING SINCE 2001

(Includes regular-season and playoff games)

Team	W	L	T	Pct.
New England	69	16	0	.812
Pittsburgh	58	24	0	.707
Philadelphia	52	29	0	.642
San Diego	45	26	0	.634
Green Bay	49	29	0	.628

HOME RECORD IN DECEMBER SINCE 2002

With a 20-1 record, the New England Patriots have the best home record in December in the NFL since Gillette Stadium opened in 2002. The Patriots have won 19 straight at home in December. This year the Patriots will play three of their final four regular season games at home.

Team	W	L	T	Pct.
New England	20	1	0	.952
Green Bay	18	4	0	.818
Indianapolis	19	6	0	.760
Denver	13	5	0	.722
Philadelphia	14	6	0	.700

NFL'S TOP DECEMBER RECORD SINCE 2001

The Patriots have an NFL-best 41-5 record in the month of December since the 2001 season, including a 4-0 record in 2011.

Rk	Team	Record
1	New England Patriots	41-5
2	Philadelphia Eagles	35-12
3	Pittsburgh Steelers	34-14
4	Indianapolis Colts	31-17
5	San Diego Chargers	31-18

The Patriots have finished undefeated in December seven times since 2001: (2001 - 4-0), (2003 - 4-0), (2005 - 4-0), (2007 - 5-0), (2008 - 4-0), (2010 - 4-0) and (4-0-211).

BEST RECORDS IN THE FINAL FOUR GAMES OF THE SEASON SINCE 2006

Team	W	L	T	Pct.
New England	22	2	0	.917
San Diego	22	2	0	.917
Philadelphia	19	5	0	.792
Baltimore	18	6	0	.750

PATRIOTS TIE THE NFL RECORD FOR MOST 30-POINT GAMES IN A SINGLE SEASON IN 2011

The Patriots scored 30 points 12 times in 2011 to tie the NFL record for most 30-point games in a single season. The 2007 Patriots and the 1999 St. Louis Rams also had a dozen 30 point games. The NFL record for most consecutive 30-point games in a single season is eight by the 2007 and 2010 Patriots and the 2000 St. Louis Rams. The Patriots have scored 30 points or more in six of their first nine games so far in 2012.

TWO PLAYERS WITH 100 YARDS FOR THE FIFTH TIME IN 2011

The Patriots had five games with two players over 100 yards receiving in 2011.

2011 games with two receivers reaching 100 yards

- Wes Welker (160) and Aaron Hernandez (103) at Miami (9/12/11)
- Welker (217) and Rob Gronkowski (109) at Buffalo (9/25/11)
- Welker (136) and Gronkowski (101) vs. NY Giants (11/6/11)
- Welker (115) and Deion Branch (125) at Philadelphia (11/27/11)
- Gronkowski (108) and Hernandez (138) vs. Buffalo (1/1/12).

The Patriots had back-to-back weeks with two receivers over 100 yards in 2012 - at Baltimore (9/23) - (Wes Welker 142 and Brandon Lloyd 108) and at Buffalo (9/30) - (Welker 129 and Rob Gronkowski 106). The Patriots have had back-to-back games with two receivers reaching 100 yards four times in team history.

NFL'S BEST AT HOME

Since their state-of-the-art facility opened at the beginning of the 2002 season, the Patriots own the NFL's best record at home overall. The Patriots own an overall record of 70-14 (.833) at Gillette Stadium in regular season games and a 79-16 (.832) record including playoffs.

BEST HOME RECORDS SINCE 2002

(including playoffs)

Team	W	L	T	Pct.
New England	79	16	0	.832
Baltimore	67	21	0	.761
Pittsburgh	68	23	1	.745
Indianapolis	69	25	0	.730
Green Bay	61	30	0	.670
Seattle	61	30	0	.670
San Diego	59	30	0	.663
Philadelphia	57	36	0	.613

PATRIOTS ARE SHARP AT GILLETTE

The Patriots concluded a 20-game home winning streak with a 24-20 loss to the New York Giants on Nov. 6, 2011. It was the longest home win streak in team history. The Patriots own an overall record of 70-14 (.833) at Gillette Stadium in regular season games.

The teams with the highest winning percentage at a stadium since 1970 (minimum 25 games):

Team	Stadium	W-L-T	WIN PCT.
New England	Gillette Stadium	70-14	.833
Miami	Orange Bowl	101-22-1	.819
Pittsburgh	Heinz Field	69-22-1	.756
Minnesota	Metropolitan Stadium	64-23-1	.733
LA Rams	Memorial Coliseum	53-20-2	.726

LONGEST HOME WINNING STREAK / PATRIOTS HISTORY (REG. SEASON)

Streak	First Win	Last Win
20	Dec. 12, 2008	Oct. 16, 2011
18	Dec. 29, 2002	Sept. 8, 2005
12	Nov. 26, 2006	Sept. 7, 2008
10	Sept. 18, 1976	Oct. 30, 1977

WHAT'S THE POINT?

During the past 12 seasons, the Patriots defense has always ranked higher in fewest points allowed than in yards allowed except for 2007 when both ranked fourth. The Patriots finished 15th in the NFL on defense by allowing an average of 21.4 points per game in 2011.

	Avg. Points Allowed	Avg. Yds Allowed
2012	22.3 (15t)	382.1 (25)
2011	21.4 (15)	411.1 (31)
2010	19.6 (8)	365.5 (25)
2009	17.8 (5)	320.2 (11)
2008	19.3 (8)	309.0 (10)
2007	17.1 (4)	288.3 (4)
2006	14.8 (2)	294.4 (6)
2005	21.1 (17)	330.2 (26)
2004	16.3 (2t)	310.6 (9)
2003	14.9 (1)	291.6 (7)
2002	21.6 (17)	336.1 (23)
2001	17.0 (6)	334.5 (24)
2000	21.1 (17)	334.6 (20)

PATRIOTS KEY CONTRIBUTORS

OFFENSE

WR Wes Welker (TR-MIA, '07)

Welker is currently tied for third place in the NFL with 66 receptions and seventh in receiving yards (810) ... Welker hauled in 6 passes during the team's Week 10 win vs. the Bills, and has now extended his streak to 103 consecutive regular season games with at least one reception, including his time with the Miami Dolphins. He is one of 39 NFL players to have a streak of at least 100 games with one reception ... Welker has 66 receptions through nine games this season and is on pace to total 117 catches in 2012. If Welker reaches 100 receptions in 2012, he will become the first player in NFL history with five 100-catch seasons.

Welker vs. Indianapolis (Regular Season)

G	Tgt	Rec	Yds	Avg	LG	TD
6	46	40	360	9.0	22t	2

LT Nate Solder (D1, '11)

Moved to left tackle at the beginning of the 2012 season and has started every game since ... Appeared in 16 games in 2011, making 13 starts – 11 at right tackle and two as a tackle-eligible tight end ... Started two postseason games at right tackle and started Super Bowl XLVI as a tackle eligible tight end.

This is Solder's second game vs. Indianapolis

LG Logan Mankins (D2, '05)

Eighth-year mainstay at guard and four time Pro Bowler, has started all 110 regular-season games and all 13 postseason games in which he has appeared in since joining the Patriots in 2005.

This is Mankins' eighth regular season game vs. Indianapolis

OL Dan Connolly (FA-'07)

Has started every game in which he has appeared this season at right guard ... Took over as starting center after season-ending leg injury to Dan Koppen in the 2011 opener ... Played in 13 games with 11 starts in 2011 ... Started at center for all three postseason games, including Super Bowl XLVI against the N.Y. Giants (2/5).

This is Connolly's fourth regular season game vs. Indianapolis

OL Marcus Cannon (D5a, '11)

Has seen time as a key reserve on the offensive line in 2012.

This is Cannon's second game vs. Indianapolis

RT Sebastian Vollmer (D2d, '09)

Has started every game in 2012 at right tackle and has rebounded strong from an injury ravaged 2011 in which he was inactive for 10 regular season and two playoff games ... Despite being limited to six games in 2011, returned to start at right tackle in Super Bowl XLVI vs. the N.Y. Giants (2/5).

This is Vollmer's third regular season game vs. Indianapolis



OL RYAN WENDELL (FA-'08)

Has started at center in every game of the 2012 season ... After spending his rookie season and most of the 2009 season on the practice squad, Ryan Wendell had been a key reserve on the offensive line, seeing starting assignments at center and both guard positions before earning the starting center position ... Also plays on special teams units.

This is Wendell's third regular season game vs. Indianapolis

TE Rob Gronkowski (D2a, '10)

In Week 9 Gronkowski scored on a 2-yard touchdown in the second quarter and now has 36 career touchdowns (35 receiving and 1 rushing). The NFL Record for most overall touchdowns in a player's first three NFL seasons is 47 by

Barry Sanders and the record for the most touchdown receptions in a player's first three NFL seasons is 43 by Randy Moss ... Gronkowski, who has 8 touchdowns through the first nine games of the season, recorded 10 touchdowns in 2010 and 18 in 2011, and is on track to become the first tight end in NFL history with three straight 10-plus touchdown seasons ... Gronkowski's 46 receptions are the most by an AFC TE in 2012 and the third most in the NFL behind Dallas TE Jason Witten (66) and Atlanta TE Tony Gonzalez (61) ... Gronkowski's eight receiving touchdowns lead the team in 2012.

TE Aaron Hernandez (D4, '10)

Hernandez's 45 receptions in 2010 set a franchise record for most receptions by a rookie tight end, passing Greg Baty's previous rookie tight end record of 37 receptions in 1986.



WR Brandon Lloyd (UFA-STL, '12)

Lloyd had two touchdown receptions in the team's Week 8 win over the Rams. It was the first time he has had a two touchdown game with the Patriots and the fifth time in his career that he has scored at least two touchdowns in a game.

Lloyd vs. Indianapolis (9/26/10)

Rec	Yds	Avg	LG	TD
6	169	19.3	61	1

QB Tom Brady (D6, '00)

Brady has now thrown at least one touchdown pass in 41 straight regular season games following a 2-yard touchdown pass to TE Rob Gronkowski in the second quarter of the team's Week 10 win over Buffalo. It is the third longest streak, behind Drew Brees at 52 (current) and Johnny Unitas (47) (1956-60) ... Brady now has a total of 2,645 yards through nine games in 2012 and is on pace to total 4,702 passing yards this year. If Brady tops 4,000 passing yards this season it will be his fifth career season with more than 4,000 passing yards, joining Dan Marino (6), Drew Brees (6), Brett Favre (6) and Peyton Manning (11) as the only players to have at least five seasons with 4,000 passing yards.

Brady vs. Indianapolis (Regular Season)

G	Att	Com	Yds	Pct.	TD	INT	LG
10	321	221	2,512	68.8	21	10	91t

RB Stevan Ridley (D3a, '11)

Ridley is on pace to total 1,447 rushing yards, which would give him the 15th 1,000-yard rushing season in Patriots history and make him the 12th Patriots' player to reach 1,000 yards rushing. Ridley is on pace to become the fourth Patriots player with at least 1,400 yards rushing in a season ... Ridley is currently ranked third in the AFC and sixth in the NFL with 814 rushing yards ... Ridley's 56 first downs are the most in the NFL.

RB Danny Woodhead (FA-'10)

Woodhead scored twice in the team's Week 10 win vs. Buffalo with a 15-yard rushing touchdown in the second quarter and an 18-yard reception in the third quarter. The performance was the first two-touchdown game of Woodhead's career ... Woodhead is the only Patriot to record both a receiving touchdown and a rushing touchdown in 2012.

PATRIOTS KEY CONTRIBUTORS

DEFENSE

DE Chandler Jones (D1a, '12)

Jones was named the NFL Defensive Rookie of the Month in September and has recorded a team high six sacks in 2012 ... If Jones reaches 10 sacks for the year he will become the 15th player to record a 10-sack season in Patriots history ... Jones has also forced three fumbles on sacks in 2012.

DT Vince Wilfork (D1, '04)

Wilfork strip-sacked Bills quarterback Ryan Fitzpatrick in the first quarter of the team's Week 10 win over Buffalo and Jermaine Cunningham recovered the football. The sack was Wilfork's first of the 2012 season ... Wilfork has played in 131 games with 121 starts over eight-plus seasons with the Patriots (2004-12) ... The Patriots own a 101-30 (.770) record in Wilfork's 131 career regular-season games.

DT Kyle Love (FA-'10)

Has started on the Patriots' defensive line in every game of the 2012 season ... Finished the 2011 season with 4.0 sacks for 14 yards, 55 tackles and a fumble recovery ... Started all three postseason games and finished with nine tackles and a pass defended ... Originally joined the team as a rookie free agent in 2010.

DL Rob Ninkovich (FA-'09)

Ninkovich registered his fifth sack of the season in the team's Week 10 win against the Bills ... Ninkovich's 4 forced fumbles this season are tied for fourth most in the NFL with, Carolina safety Jamarca Sanford, Dallas' DeMarcus Ware and teammate Brandon Spikes. Linebacker Mike Vrabel had five forced fumbles in 2007, which is the most for any Patriots player within the last 20 years.

LB Jerod Mayo (D1, '08)

Mayo led the Patriots with 13 tackles against Buffalo in Week 10 and has 116 tackles so far in 2012. He is on pace for 206 tackles this season, which would be a new career high and rank third in Patriots history. He can become just the third Patriots player to reach 200 tackles.



LB Brandon Spikes (D2c, '10)

Spikes finished the Week 10 game vs. Buffalo with 12 tackles and now has had 10 or more tackles in five of nine games. Spikes is on pace to finish with 149 tackles... Spikes' four forced fumbles are tied with Rob Ninkovich for the most on the team.

LB Dont'a Hightower (D1b, '12)

Hightower recorded his second NFL sack in Week 7 when he dropped Jets QB Mark Sanchez with less than two minutes left in regulation on a 3-and-7 from the New England 15 yard line. The sack proved to be vital, as the Jets settled for a Nick Folk field goal, allowing Tom Brady to drive the Patriots down the field for the game tying field goal to send the game into overtime.

CB Devin McCourty (D1, '10)

Has started at both cornerback and safety in 2012 ... McCourty intercepted Bills quarterback Ryan Fitzpatrick in the end zone with 23 seconds left in the team's Week 10 game vs. Buffalo to seal the victory for New England. The interception was McCourty's third of the season and all three have come against Fitzpatrick. McCourty's three interceptions in 2012 are tied for the team lead with rookie Tavon Wilson... McCourty had a 104-yard kickoff return for a touchdown in the first quarter of the team's Week 7 win against the Jets. The return was the

second longest in team history behind Ellis Hobbs' 108-yard return against the Jets on Sept. 9, 2007.

CB Kyle Arrington (FA-'09)

Arrington has started every game of the 2012 season at cornerback ... Started 14 of 16 games and tied Charles Woodson (Green Bay) and Eric Weddle (San Diego) for most interceptions in the league in 2011 with seven ... Notched multiple interceptions twice in 2011 – at Buffalo (9/25) and vs. Kansas City (11/21).



S Steve Gregory (UFA-SD, '12)

Gregory returned from injury in Week 10 to play against Buffalo and recorded 5 tackles in his return to the field ... Gregory registered his first interception as a Patriot in the first quarter of Week 3's game at Baltimore. Gregory picked off Joe Flacco and returned the ball 36 yards to the Baltimore 6-yard line. The play helped set up a 2-yard touchdown run by rookie RB Brandon Bolden. Gregory's 36-yard interception return is second to the 41-yard return he had vs. San Francisco on Dec. 16, 2010 when he played with San Diego.

S Patrick Chung (D2a, '09)

Has missed the last three games due to injury... Missed eight games due to injury in 2011 ... Finished the season with 67 tackles, 1.0 sack, one interceptions and four passes defended ... Started all three playoff games including Super Bowl XLVI and made 15 tackles and defended one pass.



SECOND WINNINGEST PRO SPORTS TEAM SINCE 1994

PATRIOTS ARE SECOND WINNINGEST PRO SPORTS FRANCHISE SINCE 1994

Since the 1994 season, the Patriots have won 67.0 percent of their regular season games (199-98), compiling the second-highest winning percentage in major American professional sports over that period. Since 1994, there have been 143 franchises that have fielded teams in the five major American sports leagues (NFL, MLB, NBA, NHL and MLS).

HIGHEST WINNING PERCENTAGE IN MAJOR AMERICAN PROFESSIONAL SPORTS, 1994-PRESENT

(Regular Season – Includes National Football League, Major League Baseball, National Basketball Association, National Hockey League and Major League Soccer)

Records updated through games of November 12, 2012

Rk	Team	Lg	W	L	T/OTL	Pct.
1	San Antonio Spurs	NBA	977	457	0	0.681
2	New England Patriots	NFL	199	98	0	0.670
3	Detroit Red Wings	NHL	816	359	185	0.668
4	Los Angeles Lakers	NBA	937	498	0	0.653
5	Green Bay Packers	NFL	191	106	0	0.643
6	Pittsburgh Steelers	NFL	190	106	1	0.641
7	New Jersey Devils	NHL	748	438	174	0.614
8	Utah Jazz	NBA	871	565	0	0.607
9	Seattle Sounders FC	MLS	59	32	37	0.605
10	Indianapolis Colts	NFL	178	119	0	0.599
11	New York Yankees	MLB	1801	1206	0	0.599
12	Dallas Stars	NHL	710	458	192	0.593
13	Philadelphia Flyers	NHL	689	448	210	0.589
14	Phoenix Suns	NBA	845	591	0	0.588
15	Colorado Avalanche/Quebec Nordiques	NHL	707	475	178	0.585
16	Dallas Mavericks	NBA	827	609	0	0.576
17	Denver Broncos	NFL	171	126	0	0.576
18	Atlanta Braves	MLB	1730	1280	0	0.575
19	Los Angeles Galaxy	MLS	249	181	96	0.565
20	Philadelphia Eagles	NFL	165	130	1	0.559
21	Orlando Magic	NBA	800	634	0	0.558
22	Houston Dynamo	MLS	87	62	71	0.557
23	Vancouver Canucks	NHL	658	504	198	0.557
24	Baltimore Ravens	NFL	147	117	1	0.557
25	San Jose Sharks	NHL	660	508	192	0.556
26	Miami Heat	NBA	798	638	0	0.556
27	St. Louis Blues	NHL	651	501	207	0.555
28	Buffalo Sabres	NHL	660	513	187	0.554
29	Oklahoma City/Seattle Thunder	NBA	794	642	0	0.553
30	Boston Bruins	NHL	643	503	214	0.551
31	Boston Red Sox	MLB	1657	1355	0	0.550
32	Ottawa Senators	NHL	655	520	185	0.550
33	Indiana Pacers	NBA	788	647	0	0.549
34	Chicago Fire	MLS	202	157	104	0.549
35	Houston Rockets	NBA	786	649	0	0.548
36	Pittsburgh Penguins	NHL	658	529	172	0.547
37	Washington Capitals	NHL	642	529	188	0.542
38	Detroit Pistons	NBA	773	663	0	0.538
39	Nashville Predators	NHL	503	424	139	0.537
40	Minnesota Vikings	NFL	160	138	0	0.537
41	Portland TrailBlazers	NBA	770	665	0	0.537
42	St. Louis Cardinals	MLB	1611	1398	0	0.535
43	San Francisco 49ers	NFL	158	138	1	0.534
44	Dallas Cowboys	NFL	158	139	0	0.532
45	New York Giants	NFL	158	139	1	0.532
46	Toronto Maple Leafs	NHL	627	548	185	0.529
47	New Orleans/Charlotte Hornets	NBA	756	677	0	0.528
48	Los Angeles/Anaheim/CA Angels	MLB	1589	1424	0	0.527
49	Los Angeles Dodgers	MLB	1584	1427	0	0.526
50	San Francisco Giants	MLB	1582	1429	0	0.525

NOTES: This analysis uses NFL rules when calculating winning percentage, counting ties as a half-win and a half-loss. For NHL teams, overtime losses (OTL) and ties from 2001-2004 (the NHL abolished ties in 2005-2006 and instituted a shootout system) are counted as ties when calculating winning percentage.

HIGHEST WINNING PERCENTAGE AMONG BOSTON-AREA MAJOR PROFESSIONAL SPORTS TEAMS, 1994-PRESENT

(Rankings listed below are each team's overall ranking among the 143 major American pro sports teams)

Records updated through games of November 12, 2012

Rank	Team	Lg.	W	L	T/OTL	Pct.
2	New England Patriots	NFL	199	98	0	0.670
30	Boston Bruins	NHL	643	503	214	0.551
31	Boston Red Sox	MLB	1657	1355	0	0.550
78	Boston Celtics	NBA	717	718	0	0.499
107	New England Revolution	MLS	194	231	102	0.465



THE TEAM OF THE DECADE

When Robert Kraft purchased the New England Patriots in 1994, few would have thought that 17 years later the franchise would be the undisputed team of the decade in the first decade of the new millennium. Kraft brought a winning vision to the organization and dedicated his resources to building a consistent winner. On Jan. 27, 2000, Kraft hired Bill Belichick to coach the team, and three months later the team drafted then-unheralded quarterback Tom Brady, putting the final pieces in place for the Patriots to become the most successful NFL team of the 2000s. Below is a look at the accomplishments of the Patriots during the first decade of the new millennium that earned the Patriots the "Team of the Decade" moniker.

THE PATRIOTS' UNMATCHED NFL SUCCESS FROM 2000-2009

Super Bowl Titles

New England	3
Pittsburgh	2
Baltimore	1
Indianapolis	1
New Orleans	1
N.Y. Giants	1
Tampa Bay	1

Conference Titles

New England	4
Indianapolis	2
N.Y. Giants	2
Pittsburgh	2
10 Teams	1

Division Titles

New England	7
Indianapolis	6
Philadelphia	5
Pittsburgh	5
San Diego	5

Note: The Patriots also finished tied for the division lead twice during the 2000s but lost the division title on tiebreakers in 2002 and 2008.

Playoff Wins

New England	14
Philadelphia	10
Pittsburgh	10
Indianapolis	9
Baltimore	8

Playoff Winning Percentage

Team	W	L	Pct.
New England	14	4	.777
New Orleans	5	2	.714
Pittsburgh	10	4	.714
Arizona	4	2	.667
Carolina	5	3	.625
Baltimore	8	5	.615

Playoff Games Played

New England	18
Philadelphia	18
Indianapolis	17
Pittsburgh	14
Baltimore	13
N.Y. Giants	11

Overall Wins

(Includes Regular Season and Playoffs)

New England	126
Indianapolis	124
Pittsburgh	113
Philadelphia	113
Baltimore	100

Overall Winning Percentage

(Includes Regular Season and Playoffs)

Team	W	L	T	Pct.
New England	126	52	0	.708
Indianapolis	124	53	0	.701
Pittsburgh	113	60	1	.652
Philadelphia	113	64	1	.638
Green Bay	98	71	0	.580

Most Victories in a Season (Inc. Playoffs), 2000-09

Team	Year	W
New England	2007	18
New England	2003	17
New England	2004	17
Baltimore	2000	16
St. Louis	2001	16
Pittsburgh	2004	16
Indianapolis	2006	16
Indianapolis	2009	16
New Orleans	2009	16

Most Victories in a Single Regular Season, 2000-09

Team	Year	W
New England	2007	16
Pittsburgh	2004	15
New England	2003	14
New England	2004	14
Indianapolis	2005	14
Indianapolis	2009	14
St. Louis	2001	14

Playoff Games Hosted

New England	9
Philadelphia	9
Pittsburgh	8
Indianapolis	8

Major Sports League Titles, 2000-09

Los Angeles Lakers	NBA	4
New England Patriots	NFL	3
San Antonio Spurs	NBA	3
Boston Red Sox	MLB	2
Detroit Red Wings	NHL	2
Houston Dynamo	MLS	2
Los Angeles Galaxy	MLS	2
New Jersey Devils	NHL	2
New York Yankees	MLB	2
Pittsburgh Steelers	NFL	2
San Jose Earthquakes	MLS	2

Major Sports Conference Titles, 2000-09

Los Angeles Lakers	NBA	6
New England Patriots	NFL	4
New England Revolution	MLS	4
Los Angeles Galaxy	MLS	4
New York Yankees	MLB	4
Detroit Red Wings	NHL	3
New Jersey Devils	NHL	3
San Antonio Spurs	NBA	3

Seasons of NFL Playoff Advancement

Philadelphia	7
New England	6
Pittsburgh	5
Baltimore	4
Indianapolis	4
Green Bay	3
Oakland	3
Seattle	3
New Orleans	3



PATRIOTS FOOTBALL NETWORK

The **Patriots Football Network** (PFN) is the full portfolio of media offerings from the three-time Super Bowl Champion New England Patriots. PFN provides Patriots content produced both in-house and with media partners spanning print, television, radio and the Internet.

PATRIOTS ALL ACCESS

T Emmy-Award winning Patriots All Access airs weekly throughout the season on WBZ, Channel 4 in Boston and regional affiliates. Patriots All Access features exclusive, behind-the-scenes access and in-depth weekly features on Patriots players and personnel. Hosted by WBZ's Steve Burton, the show features weekly sit-downs with Coach Bill Belichick, including the popular "Belestrator" segment where the coach breaks down upcoming opponents. Fridays at 7:00 p.m. and Sundays at 9:00 a.m. on **TV 38 in Boston; WNAC-TV in Providence**; Saturdays at 12:05 a.m. on **WMUR-TV in Manchester, N.H.** Saturdays at 5:00 a.m. on **WMTW-TV in Portland, Maine**; Saturdays at 5:00 p.m. on **WCTX-TV in Hartford, Conn.** Saturdays at 7:00 p.m. on **WFXQ-TV in Springfield, Mass.**; Sundays at 11:00 a.m. on **WVII-TV in Bangor, Maine**



TOTALLY PATRIOTS



Totally Patriots is a unique, one of a kind Patriots show aimed for the next generation of Patriots fans. This weekly, youth oriented football show allows school aged fans unprecedented access to their favorite players, enabling them to ask questions in a relaxed, informal setting. It airs on TV-38 on Saturday at morning 10 a.m.

PATRIOTS TODAY AND PATRIOTS THIS WEEK

PATRIOTS TODAY: Available daily at Patriots.com and on Verizon Fios on Demand, as well as on Verizon wireless' VCAST.

PATRIOTS THIS WEEK: Fridays 9:30 p.m. on Comcast Sports Net.

Patriots Today gives fans a daily, in-depth look at the club that is unmatched by any other outlet. The show is hosted by Jackie Brittain with daily reports from Brian Lowe and twice-weekly analysis from PFW's Paul Perillo. This daily Webcast is dedicated exclusively to the Patriots and provides daily features, reports and commentary that will satisfy every fan's daily Patriots fix. Every Friday at 10:30 a.m. on Comcast Sports Net, Jackie Brittain will bring you *Patriots This Week*, providing a thorough recap of each week's developments.

PATRIOTS.COM NEWS

Patriots.com features daily updates and exclusive content from the writers of *Patriots Football Weekly*, offering everything from breaking news to player features and the popular "Ask PFW" postings.

VIDEO

The first professional sports team website to offer streaming video provides Patriots fans with a variety of exclusive video content. Visitors can choose their channel and watch exclusive video from news to cheerleaders. Patriots.com also features video of every Patriots press conference, including postgame press conferences and Coach Belichick's weekday media updates.

AUDIO

Patriots Web Radio programming is available exclusively on Patriots.com beginning at noon each day, Monday through Friday. Kicking off the programming lineup is PFW In Progress, a daily online program that features candid commentary from the writers of *Patriots Football Weekly*. Following PFW In Progress is Patriots Playbook, hosted by John Rooke, featuring items from around the NFL. And new in 2012 is the addition of three shows from FootballNation.com including Kerry Byrne and his Cold Hard Patriots.com also offers streaming audio of every Patriots press conference, as well as archives of Patriots.com Radio shows and exclusive podcasts.

PATRIOTS MONDAY ON WEEI

WEEI Sports Radio broadcasts Patriots Monday each week, offering fans unique insight and analysis from Coach Belichick and Tom Brady in addition to other Patriots players. WEEI will broadcast Patriots Monday live from Gillette Stadium each Monday, kicking off with Dennis & Callahan at 6:00 a.m.

PATRIOTS FRIDAY ON WEEI

WEEI Sports Radio broadcasts Patriots Friday each week, offering fans a look ahead at the weekend's game, match ups and rivalries. Various Patriots players will be featured on air. WEEI will broadcast Patriots Fridays each week throughout the season, kicking off with Dennis & Callahan at 6:00 a.m., followed by Mutt and Merloni at 10:00 a.m. and The Big Show with Glenn Ordway and Michael Holley from 2:00 to 6:00 p.m.

98.5 THE SPORTS HUB PATRIOTS RADIO NETWORK

A new era in Patriots Radio history began in 2009, with the move of the game broadcasts to 98.5 FM, Boston's Sports Hub. The transition to Boston's new all-sports radio station insures that Patriots fans will continue to hear every kick, block and tackle in stereo, and without static, in crystal-clear FM quality. Fans all over New England will be able to listen in to any of 40 stations on the Safety Insurance 98.5 The Sports Hub Patriots Radio Network, starting with Patriots Preview three hours before kickoff, and capped off with Patriots Postgame for three hours after the final gun.



FLAGSHIP STATION 98.5 FM Boston's Sports Hub

MASSACHUSETTS

WAQY	Springfield	102.1 FM
WBEC	Pittsfield	1420 AM
WPKZ	Fitchburg	1280 AM
WNAW	N. Adams	1230 AM
WBSM	New Bedford	1420 AM
WPVQ	Greenfield	95.3 FM
WSAR	Fall River	1480 AM
WVFX	Worcester	100.1 FM
WXTK	Hyannis	95.1 FM

MAINE

WEBB	Augusta	98.5 FM
WWMJ	Bangor	95.7 FM
WBLM	Portland	102.9 FM
WEGP	Presque Isle	1390 AM

CONNECTICUT

WCCC	Hartford	106.9 FM
WGCH	Greenwich	1490 AM
WINY	Putnam	1350 AM
WMOS	New London	102.3 FM

NEW HAMPSHIRE

WTPL	Concord	107.7 FM
WSAK	Hampton	102.1 FM
WLKZ	Laconia	104.9 FM
WKNE	Keene	99.1 FM
WSHK	Portsmouth	105.3 FM
WGHM	Nashua	1590 AM
WPKQ	N. Conway	103.7 FM
WGAM	Manchester	1250 AM

RHODE ISLAND

WPRO	Providence	630 AM
WEAN	Providence	99.7 FM

NEBRASKA

KRNP	Sutherland	100.7 FM
------	------------	----------

NEW YORK

WUSP	Utica	95.5 FM
WUSP	Utica	1550 AM
WARD	Utica	1480 AM

VERMONT

WBTV	Bennington	1370 AM
WORK	Barre	107.1 FM
WKVT	Brattleboro	92.7 FM
WCPV	Burlington	101.3 FM
WEXP	Rutland	101.5 FM
WMOO	Derby Center	92.1 FM
WSTJ	St Johnsbury	1340 AM
WMXR	Woodstock	93.9 FM



2012 OFFENSIVE STATISTICS

WON 6, LOST 3

09/09 W 34-13	at Tennessee	69,143	
09/16 L 18-20	Arizona	68,756	
09/23 L 30-31	at Baltimore	71,269	
09/30 W 52-28	at Buffalo	70,684	
10/07 W 31-21	Denver	68,756	
10/14 L 23-24	at Seattle	68,137	
10/21 W 29-26 OT	New York Jets	68,752	
10/28 W 45-7	at St. Louis	84,004	
11/11 W 37-31	Buffalo	68,756	
11/18	Indianapolis		
11/22	at New York Jets		
12/02	at Miami		
12/10	Houston		
12/16	San Francisco		
12/23	at Jacksonville		
12/30	Miami		
	N.E.	Opp.	
TOTAL FIRST DOWNS	259	196	
Rushing	92	53	
Passing	144	124	
Penalty	23	19	
3rd Down: Made/Att	64/129	50/112	
3rd Down Pct.	49.6	44.6	
4th Down: Made/Att	1/3	5/11	
4th Down Pct.	33.3	45.5	
POSSESSION AVG.	30:48	29:12	
TOTAL NET YARDS	3873	3439	
Avg. Per Game	430.3	382.1	
Total Plays	681	583	
Avg. Per Play	5.7	5.9	
NET YARDS RUSHING	1314	871	
Avg. Per Game	146.0	96.8	
Total Rushes	305	231	
NET YARDS PASSING	2559	2568	
Avg. Per Game	284.3	285.3	
Sacked/Yards Lost	15/103	20/115	
Gross Yards	2662	2683	
Att./Completions	361/233	332/219	
Completion Pct.	64.5	66.0	
Had Intercepted	3	10	
PUNTS/AVERAGE	33/40.3	34/49.3	
NET PUNTING AVG.	33/36.3	34/41.7	
PENALTIES/YARDS	55/467	67/587	
FUMBLES/BALL LOST	7/4	21/13	
TOUCHDOWNS	34	24	
Rushing	14	5	
Passing	18	19	
Returns	2	0	

* SCORE BY PERIODS	Q1	Q2	Q3	Q4	OT	PTS
TEAM	75	81	72	68	3	299
OPPONENTS	33	55	45	68	0	201

* SCORING	TD-Ru	Pa	Rt	K-PAT	FG	S	PTS	
Gostkowski	0	0	0	0	33/33	20/23	0	93
Gronkowski	8	0	8	0	0	0	48	
Ridley	6	6	0	0	0	0	36	
Woodhead	4	2	2	0	0	0	24	
Lloyd	3	0	3	0	0	0	18	
Bolden	2	2	0	0	0	0	12	
Brady	2	2	0	0	0	0	12	
Hernandez	2	0	2	0	0	0	12	
Vereen	2	2	0	0	0	0	12	
Welker	2	0	2	0	0	0	12	
Edelman	1	0	1	0	0	0	6	
Hightower	1	0	0	1	0	0	6	
McCourty	1	0	0	1	0	0	6	
TEAM	34	14	18	2	33/33	20/23	1	299
OPPONENTS	24	5	19	0	24/24	11/11	0	201

2-Pt Conv: TM 0-1, OPP 0-0
 SACKS: Jones 6, Ninkovich 5, Cunningham 2.5,
 Hightower 2, Love 1.5, Mayo 1, Spikes 1,
 Wilfork 1, TM 20, OPP 15
 FUM/LOST: Brady 2/0, Ridley 2/1,
 Gronkowski 1/1, McCourty 1/1, Welker 1/1

* RUSHING	No.	Yds	Avg	Long	TD
Ridley	172	814	4.7	41	6
Bolden	43	234	5.4	27	2
Woodhead	49	179	3.7	19	2
Vereen	22	77	3.5	16	2
Brady	12	11	0.9	7	2
Hernandez	1	5	5.0	5	0
Hilliard TM	1	2	2.0	2	0
Mallett	3	-3	-1.0	-1	0
Edelman	2	-5	-2.5	8	0
TEAM	305	1314	4.3	41	14
OPPONENTS	231	871	3.8	20	5

* RECEIVING	No.	Yds	Avg	Long	TD
Welker	66	810	12.3	59	2
Gronkowski	46	611	13.3	41	8
Lloyd	42	480	11.4	27	3
Woodhead	23	246	10.7	25	2
Hernandez	17	143	8.4	23t	2
Edelman	13	100	7.7	17	1
Branch	9	80	8.9	25	0
Ridley	6	51	8.5	20	0
Vereen	4	43	10.8	17	0
Fells	2	53	26.5	35	0
Hoomanawanui	2	22	11.0	18	0
Bolden	2	11	5.5	11	0
Winslow	1	12	12.0	12	0
TEAM	233	2662	11.4	59	18
OPPONENTS	219	2683	12.3	68t	19

* INTERCEPTIONS	No.	Yds	Avg	Long	TD
Wilson	3	67	22.3	45	0
McCourty	3	34	11.3	34	0
Dennard	2	8	4.0	8	0
Gregory	1	36	36.0	36	0
Mayo	1	0	0.0	0	0
Talib LG	1	0	0.0	0	0
TEAM	10	145	14.5	45	0
OPPONENTS	3	23	7.7	23	0

* PUNTING	No.	Yds	Avg	Net	TB	In	Lg	B
Mesko	32	1330	41.6	36.3	3	19	62	1
TEAM	33	1330	40.3	36.3	3	19	62	1
OPPONENTS	34	1676	49.3	41.7	3	11	66	0

* PUNT RETURNS	Ret	FC	Yds	Avg	Long	TD
Edelman	11	1	89	8.1	22	0
Welker	8	3	108	13.5	27	0
TEAM	19	4	197	10.4	27	0
OPPONENTS	9	12	73	8.1	25	0

* KICKOFF RETURNS

No.	Yds	Avg	Long	TD	
McCourty	15	395	26.3	104t	1
Edelman	2	38	19.0	32	0
Woodhead	2	43	21.5	23	0
Gronkowski	1	0	0.0	0	0
Slater	1	19	19.0	19	0
Welker	1	17	17.0	17	0
TEAM	22	512	23.3	104t	1
OPPONENTS	28	599	21.4	41	0

* FIELD GOALS

	1-19	20-29	30-39	40-49	50+
Gostkowski	0/0	6/6	6/6	6/9	2/2
TEAM	0/0	6/6	6/6	6/9	2/2
OPPONENTS	0/0	4/4	2/2	4/4	1/1
Gostkowski: (25G, 31G) (46G, 34G, 51G, 53G, 42N) (37G, 49G, 20G) (49N, 42N, 30G) (23G) (25G, 35G, 35G) (43G, 48G) (26G) (43G, 48G, 27G)					
OPP: (28G, 24G) (38G, 47G) (27G) () () (34G) (54G, 21G, 43G, 43G) () (41G)					

* PASSING	Att	Cmp	Yds	Cmp%	Yds/Att	TD	TD%	Int	Int%	Long	Sack/Lost	Rating
Brady	358	232	2645	64.8	7.39	18	5.0	3	0.8	59	15/ 103	100.1
Mallett	3	1	17	33.3	5.67	0	0.0	0	0.0	17	0/ 0	53.5
TEAM	361	233	2662	64.5	7.37	18	5.0	3	0.8	59	15/ 103	99.8
OPPONENTS	332	219	2683	66.0	8.08	19	5.7	10	3.0	68t	20/ 115	97.3



2012 DEFENSIVE STATISTICS

Tackle Statistics based on Coaches Film Review

PLAYER Name	TACKLES			SACKS			INTERCEPTIONS				FUMBLES				SP. TEAMS					
	TT	UT	A	S	Yds	QH	Int	Yds	TD	PD	FF	FR	Yds	TD	TT	UT	A	FF	FR	
Jerod Mayo	116	69	47	1.0	7.0	1	1	0	0	2	3	1	0	0	0	0	0	0	0	0
Brandon Spikes	84	59	25	1.0	2.0	4	0	0	0	4	4	0	0	0	0	0	0	0	0	0
Devin McCourty	48	37	11	0.0	0.0	0	3	34	0	10	1	0	0	0	1	1	0	0	0	0
Chandler Jones	39	18	21	6.0	33.0	11	0	0	0	2	3	0	0	0	0	0	0	0	0	0
Dont'a Hightower	39	27	12	2.0	10.0	3	0	0	0	0	0	1	6	1	0	0	0	0	0	0
Tavon Wilson	37	25	12	0.0	0.0	0	3	67	0	5	0	2	0	0	4	2	2	0	0	0
Kyle Arrington	37	28	9	0.0	0.0	0	0	0	0	4	0	1	0	0	4	4	0	0	0	0
Patrick Chung	35	19	16	0.0	0.0	0	0	0	0	2	0	0	0	0	1	0	1	0	0	0
Rob Ninkovich	35	29	6	5.0	28.5	7	0	0	0	1	4	2	0	0	0	0	0	0	0	0
Vince Wilfork	31	20	11	1.0	10.0	2	0	0	0	3	1	3	0	0	0	0	0	0	0	0
Kyle Love	26	14	12	1.5	4.0	1	0	0	0	0	0	0	0	0	0	0	0	0	0	0
Steve Gregory	23	15	8	0.0	0.0	0	1	36	0	1	0	0	0	0	0	0	0	0	0	0
Alfonzo Dennard	17	15	2	0.0	0.0	0	2	8	0	3	0	0	0	0	0	0	0	0	0	0
Jermaine Cunningham	15	10	5	2.5	20.5	4	0	0	0	0	0	2	0	0	0	0	0	0	0	0
Sterling Moore	12	11	1	0.0	0.0	0	0	0	0	1	1	1	0	0	0	0	0	0	0	0
Ras-I Dowling	7	5	2	0.0	0.0	0	0	0	0	1	0	0	0	0	0	0	0	0	0	0
Tracy White	3	2	1	0.0	0.0	0	0	0	0	0	0	0	0	0	1	1	0	0	0	0
Brandon Deaderick	2	1	1	0.0	0.0	1	0	0	0	0	0	0	0	0	0	0	0	0	0	0
Marquice Cole	2	0	2	0.0	0.0	0	0	0	0	2	0	0	0	0	4	3	1	0	0	0
Trevor Scott	1	1	0	0.0	0.0	1	0	0	0	0	0	0	0	0	2	2	0	0	0	0
Niko Koutouvides	1	0	1	0.0	0.0	0	0	0	0	0	0	0	0	0	3	0	3	0	0	0
Justin Francis	1	0	1	0.0	0.0	1	0	0	0	0	0	0	0	0	1	0	1	0	0	0
Ron Brace	1	1	0	0.0	0.0	0	0	0	0	0	0	0	0	0	0	0	0	0	0	0
Jeff Tarpinian	1	1	0	0.0	0.0	0	0	0	0	0	0	0	0	0	0	0	0	0	0	0
Nate Ebner	0	0	0	0.0	0.0	0	0	0	0	0	0	0	0	0	8	8	0	0	0	0
Bobby Carpenter	0	0	0	0.0	0.0	0	0	0	0	0	0	0	0	0	3	3	0	0	0	0
M.Hoomanawanui	0	0	0	0.0	0.0	0	0	0	0	0	0	0	0	0	1	1	0	0	0	0
Julian Edelman	0	0	0	0.0	0.0	0	0	0	0	0	0	0	0	0	1	1	0	0	0	0
Shane Vereen	0	0	0	0.0	0.0	0	0	0	0	0	0	0	0	0	1	1	0	0	0	0
Brandon Bolden	0	0	0	0.0	0.0	0	0	0	0	0	0	0	0	0	2	2	0	0	0	0
Malcolm Williams	0	0	0	0.0	0.0	0	0	0	0	0	0	0	0	0	1	1	0	0	0	0
Derrick Martin	0	0	0	0.0	0.0	0	0	0	0	0	0	0	0	0	2	1	1	0	0	0
Matthew Slater	0	0	0	0.0	0.0	0	0	0	0	0	0	0	0	0	9	5	4	0	0	0
Steven Gostkowski	0	0	0	0.0	0.0	0	0	0	0	0	0	0	0	0	2	2	0	0	0	0
TOTALS	613	407	206	20.0	115.0	36	10	145	0	41	17	13	6	1	51	38	13	0	0	0

FUMBLES - LOST (7-4)				
	No.	Own		
		Lost	Rec	O.B.
Tom Brady	2	0	1	0
Rob Gronkowski	1	1	0	0
Devin McCourty	1	1	0	0
Stevan Ridley	2	1	0	1
Nate Solder	0	0	1	0
Wes Welker	1	1	0	0
TOTALS	7	4	1	1

MISC. OFFENSIVE STATS				
	Tkl	Ast	FF	FR
Tom Brady	1	0	0	0
Deion Branch	1	0	0	0
Julian Edelman	1	0	0	0
Rob Gronkowski	1	0	0	0
Stevan Ridley	1	0	0	0
Ryan Wendell	1	0	0	0
TOTALS	6	0	0	0

KEY	
TT-Total Tackles	Int/Yds-Interceptions/Yards Returned
UT-Unassisted Tackles	PD-Passes Defensed

BLOCKED KICKS			
	XP	FG	P
TOTALS	0	0	0



2012 Numerical Roster

November 13, 2012

3	Stephen Gostkowski	K	6-1	215	28	7	Memphis	D4b-06
11	Julian Edelman	WR	5-10	200	26	4	Kent State	D7a-09
12	Tom Brady	QB	6-4	225	35	13	Michigan	D6b-00
14	Zoltan Mesko	P	6-5	230	26	3	Michigan	D5-10
15	Ryan Mallett	QB	6-6	245	24	2	Arkansas	D3b-11
18	Matthew Slater	WR	6-0	210	27	5	UCLA	D5-08
22	Stevan Ridley	RB	5-11	220	23	2	Louisiana State	D3a-11
23	Marquice Cole	CB	5-10	195	28	4	Northwestern	FA-12
24	Kyle Arrington	CB	5-10	195	26	4	Hofstra	FA-09
25	Patrick Chung	S	5-11	210	25	4	Oregon	D2a-09
26	Derrick Martin	S	5-10	203	27	7	Wyoming	FA-12
27	Tavon Wilson	DB	6-0	210	22	R	Illinois	D2-12
28	Steve Gregory	S	5-11	200	29	7	Syracuse	UFA(SD)-12
31	Aqib Talib	CB	6-1	205	26	5	Kansas	TR(TB)-12
32	Devin McCourty	CB	5-10	195	25	3	Rutgers	D1-10
34	Shane Vereen	RB	5-9	205	23	2	California	D2b-11
37	Alfonzo Dennard	DB	5-10	200	23	R	Nebraska	D7a-12
38	Brandon Bolden	RB	5-11	220	22	R	Mississippi	FA-12
39	Danny Woodhead	RB	5-8	200	27	5	Chadron State	FA-10
41	Malcolm Williams	DB	5-11	205	24	2	Texas Christian	D7-11
43	Nate Ebner	DB	6-0	210	23	R	Ohio State	D6-12
47	Michael Hoomanawanui	TE	6-4	263	24	3	Illinois	FA-12
48	Danny Aiken	LS	6-4	260	24	2	Virginia	CW(BUF)-11
50	Rob Ninkovich	DL	6-2	260	28	7	Purdue	FA-09
51	Jerod Mayo	LB	6-1	250	26	5	Tennessee	D1-08
54	Dont'a Hightower	LB	6-3	270	22	R	Alabama	D1b-12
55	Brandon Spikes	LB	6-2	255	25	3	Florida	D2c-10
58	Tracy White	LB	6-0	235	31	10	Howard	TR(PHI)-10
59	Mike Rivera	LB	6-2	255	26	1	Kansas	FA-12
61	Marcus Cannon	OL	6-5	340	24	2	Texas Christian	D5a-11
62	Ryan Wendell	OL	6-2	300	26	4	Fresno State	FA-08
63	Dan Connolly	OL	6-4	310	30	7	Southeast Missouri St.	FA(JAX)-08
64	Donald Thomas	OL	6-4	305	27	5	Connecticut	FA-11
65	Nick McDonald	OL	6-4	305	25	3	Grand Valley State	FA-11
70	Logan Mankins	G	6-4	310	30	8	Fresno State	D1-05
71	Brandon Deaderick	DL	6-4	305	25	3	Alabama	D7b-10
74	Kyle Love	DL	6-1	315	25	3	Mississippi State	FA-10
75	Vince Wilfork	DL	6-2	325	31	9	Miami (Fla.)	D1a-04
76	Sebastian Vollmer	T	6-8	320	28	4	Houston	D2d-09
77	Nate Solder	T	6-8	320	24	2	Colorado	D1-11
80	Visanthe Shiancoe	TE	6-4	250	32	10	Morgan State	(9/5/12)
81	Aaron Hernandez	TE	6-1	245	23	3	Florida	D4-10
83	Wes Welker	WR	5-9	185	31	9	Texas Tech	TR(MIA)-07
84	Deion Branch	WR	5-9	195	33	11	Louisville	FA-12
85	Brandon Lloyd	WR	6-0	200	31	10	Illinois	UFA(STL)-12
86	Daniel Fells	TE	6-4	265	29	6	UC Davis	UFA(DEN)-12
87	Rob Gronkowski	TE	6-6	265	23	3	Arizona	D2a-10
90	Niko Koutouvides	LB	6-2	245	31	9	Purdue	FA-12
92	Jake Bequette	DE	6-5	265	23	R	Arkansas	D3-12
94	Justin Francis	DL	6-4	270	23	R	Rutgers	FA-12
95	Chandler Jones	DE	6-5	260	22	R	Syracuse	D1a-12
96	Jermaine Cunningham	DE	6-3	255	24	3	Florida	D2b-10
97	Ron Brace	DL	6-3	330	25	4	Boston College	D2b-09
99	Trevor Scott	DE	6-5	250	28	5	Buffalo	UFA(OAK)-12

PRACTICE SQUAD

#	NAME	POS	HT	WT	AGE	YR	COLLEGE	ACQ.
16	Jarred Fayson	WR	6-0	213	25	1	Illinois	FA-12
17	Greg Salas	WR	6-1	209	24	2	Hawaii	TR(STL)-12
29	Sterling Moore	CB	5-10	200	22	2	Southern Methodist	FA-11
45	Jerrell Harris	LB	6-3	242	23	R	Alabama	FA-12
46	James Develin	RB	6-3	251	24	2	Brown	FA-12
60	Jeremiah Warren	OL	6-4	320	25	R	South Florida	FA-12
68	Matt Kopa	OL	6-6	310	25	2	Stanford	FA-11
98	Marcus Forston	DL	6-3	305	23	R	Miami (Fla.)	FA-12

RESERVE/DID NOT REPORT

#	NAME	POS	HT	WT	AGE	YR	COLLEGE	ACQ.
54	Brian Waters	G	6-3	320	35	13	North Texas	FA-11

RESERVE/P.U.P. LIST

#	NAME	POS	HT	WT	AGE	YR	COLLEGE	DATE
88	Jake Ballard	TE	6-6	275	24	2	Ohio State	(8/27/12)
91	Myron Pryor	DL	6-1	305	26	4	Kentucky	(8/27/12)

RESERVE/N.F.I. LIST

#	NAME	POS	HT	WT	AGE	YR	COLLEGE	DATE
66	Markus Zusevics	T	6-5	300	23	R	Iowa	(8/27/12)

EXEMPT/LEFT SQUAD

#	NAME	POS	HT	WT	AGE	YR	COLLEGE	ACQ.
42	Tony Fiammetta	FB	6-0	250	26	4	Syracuse	FA-12

RESERVE/INJURED LIST

#	NAME	POS	HT	WT	AGE	YR	COLLEGE	INJURY (IR date)
21	Ras-I Dowling	CB	6-1	210	24	2	Virginia	thigh (10/26/12)
26	Will Allen	CB	5-10	195	34	12	Syracuse	knee (8/27/12)
30	Josh Barrett	S	6-2	225	27	5	Arizona State	groin (8/27/12)
42	Jeff Demps	RB	5-7	191	22	R	Florida	knee (8/31/12)
46	Spencer Larsen	FB	6-2	245	28	5	Arizona	knee (8/27/12)
52	Dane Fletcher	LB	6-2	245	26	3	Montana State	knee (8/14/12)
69	Kyle Hix	OL	6-7	315	24	2	Texas	shoulder (8/21/12)
71	Jamey Richard	OL	6-5	295	28	5	Buffalo	head (8/2/12)
82	Brad Herman	TE	6-5	255	22	R	Iowa	Achilles (6/12/12)

RESERVE/MILITARY LIST

#	NAME	POS	HT	WT	AGE	YR	COLLEGE	DATE
15	Shun White	WR	5-8	195	26	1	Navy	(8/17/09)



2012 Transactions

UPDATED: November 13, 2012

JANUARY, 2012

1/12/2012 Hartline, Mike Signed a future contract

FEBRUARY, 2012

2/7/2012 Carter, Markell Signed a future contract
2/7/2012 Davis, Britt Signed a future contract
2/7/2012 Kopa, Matt Signed a future contract
2/7/2012 Lavarias, Aaron Signed a future contract
2/7/2012 Rivera, Mike Signed a future contract
2/7/2012 Underwood, Tiquan Signed a future contract
2/7/2012 Ventrone, Ross Signed a future contract
2/14/2012 Kettani, Eric Signed a future contract
2/22/2012 Ohmberger, Rich Released
2/22/2012 Wright, Mike Released

MARCH, 2012

3/5/2012 Welker, Wes Designated Franchise Player
3/13/2012 Hoyer, Brian Tendered contract
3/13/2012 Love, Kyle Tendered contract
3/15/2012 Slater, Matthew Signed
3/15/2012 Harrison, Marcus Signed
3/16/2012 Gregory, Steve Signed
3/16/2012 White, Tracy Signed
3/17/2012 Gonzalez, Anthony Signed
3/19/2012 Cole, Marquice Signed
3/19/2012 Scott, Trevor Signed
3/20/2012 Connolly, Dan Signed
3/20/2012 Fanene, Jonathan Signed
3/20/2012 Fells, Daniel Signed
3/20/2012 Lloyd, Brandon Signed
3/20/2012 Cox, Christian Released
3/21/2012 Allen, Will Signed
3/21/2012 Gallery, Robert Signed
3/23/2012 Hoyer, Brian Signed
3/23/2012 Stallworth, Donte' Signed
3/26/2012 Polite, Lousaka Released
3/30/2012 Branch, Deion Signed
3/30/2012 Fiammetta, Tony Signed
3/30/2012 Larsen, Spencer Signed

APRIL, 2012

4/5/2012 Carpenter, Bobby Signed
4/16/2012 Koppen, Dan Signed
4/16/2012 Koepplin, Chris Signed
4/26/2012 Jones, Chandler Drafted
4/26/2012 Hightower, Dont'a Drafted
4/27/2012 Wilson, Tavon Drafted
4/27/2012 Bequette, Jake Drafted
4/28/2012 Ebner, Nate Drafted
4/28/2012 Dennard, Alfonso Drafted
4/28/2012 Ebert, Jeremy Drafted

MAY, 2012

5/3/2012 Warren, Gerard Signed
5/3/2012 Underwood, Tiquan Released
5/7/2012 Light, Matt Announced his retirement
5/7/2012 Gaffney, Jabar Signed
5/10/2012 Addai, Joseph Signed
5/10/2012 Bolden, Brandon Signed
5/10/2012 Forston, Marcus Signed
5/10/2012 Francis, Justin Signed
5/10/2012 Herman, Brad Signed
5/10/2012 Roark, Matt Signed
5/10/2012 Warren, Jeremiah Signed
5/10/2012 Zusevics, Markus Signed
5/15/2012 Wilson, Tavon Signed/Draft Choice
5/15/2012 Hartline, Mike Released
5/17/2012 Ebert, Jeremy Signed/Draft Choice
5/18/2012 Opperud, Jon Signed
5/21/2012 Ebner, Nate Signed/Draft Choice
5/21/2012 Welker, Wes Signed Franchise Tender
5/23/2012 Jones, Chandler Signed/Draft Choice
5/29/2012 Dennard, Alfonso Signed/Draft Choice
5/29/2012 Melillo, Nick Signed
5/29/2012 Richard, Jamey Signed
5/29/2012 Gonzalez, Anthony Released

JUNE, 2012

6/7/2012 Scaife, Bo Signed
6/7/2012 Carter, Markell Released
6/7/2012 Melillo, Nick Released
6/7/2012 Ochocinco, Chad Released
6/7/2012 Opperud, Jon Released
6/11/2012 Holley, Jesse Signed
6/11/2012 Ingersoll, Mike Signed
6/11/2012 Urban, Tyler Signed
6/12/2012 Ballard, Jake Claimed off Waivers (NYG)

Continued

June, 2012

6/12/2012 Herman, Brad Placed on Reserve/Injured (Achilles)
6/15/2012 Bequette, Jake Signed/Draft Choice
6/19/2012 Ingersoll, Mike Released
6/19/2012 Scaife, Bo Released
6/22/2012 Ihedigbo, James Signed

July, 2012

7/19/2012 Hightower, Don't'a Signed/Draft Choice
7/20/2012 Roark, Matt Released
7/23/2012 Love, Kyle Signed
7/25/2012 Bulman, Tim Signed
7/25/2012 Shiancoe, Visanthe Signed
7/25/2012 Addai, Joseph Released
7/27/2012 Weems, Darrion Signed

August, 2012

8/2/2012 Dennis, Derek Signed
8/2/2012 Waldron, Dustin Claimed off Waivers (MIA)
8/2/2012 Richard, Jamey Placed on Reserve/Injured (head)
8/4/2012 Huggins, Kareem Signed
8/4/2012 Martin, Derrick Signed
8/4/2012 Gallery, Robert Announced his retirement
8/4/2012 Fiammetta, Tony Placed on Exempt/Left Squad
8/5/2012 Huggins, Kareem Released
8/8/2012 Hill, Kyle Signed
8/14/2012 Davis, Britt Released
8/14/2012 Fletcher, Dane Placed on Reserve/Injured (knee)
8/17/2012 Demps, Jeff Signed
8/21/2012 Hix, Kyle Placed on Reserve/Injured (shoulder)
8/21/2012 Fanene, Jonathan Released
8/21/2012 Hill, Kyle Released
8/21/2012 Koepplin, Chris Released
8/27/2012 Ballard, Jake Placed on Reserve/PUP
8/27/2012 Pryor, Myron Placed on Reserve/PUP
8/27/2012 Zusevics, Markus Placed on Reserve/N.F.I.
8/27/2012 Allen, Will Placed on Reserve/Injured (knee)
8/27/2012 Barrett, Josh Placed on Reserve/Injured (groin)
8/27/2012 Larsen, Spencer Placed on Reserve/Injured (knee)
8/27/2012 Bulman, Tim Released
8/27/2012 Gaffney, Jabar Released
8/27/2012 Stallworth, Donte' Released
8/27/2012 Ventrone, Ross Released
8/27/2012 Warren, Gerard Released
8/27/2012 Taylor, Kerry Claimed off Waivers (MIN)
8/31/2012 Demps, Jeff Placed on Reserve/Injured (knee)
8/31/2012 Branch, Deion Released
8/31/2012 Brown, Sergio Released
8/31/2012 Dennis, Derek Released
8/31/2012 Ebert, Jeremy Released
8/31/2012 Harrison, Marcus Released
8/31/2012 Holley, Jesse Released
8/31/2012 Hoyer, Brian Released
8/31/2012 Ihedigbo, James Released
8/31/2012 Kettani, Eric Released
8/31/2012 Kopa, Matt Released
8/31/2012 Koppen, Dan Released
8/31/2012 Koutouvides, Niko Released
8/31/2012 Lavarias, Aaron Released
8/31/2012 Martin, Derrick Released
8/31/2012 Silvestro, Alex Released
8/31/2012 Tarpinian, Jeff Released
8/31/2012 Taylor, Kerry Released
8/31/2012 Urban, Tyler Released
8/31/2012 Waldron, Dustin Released
8/31/2012 Warren, Jeremiah Released
8/31/2012 Weems, Darrion Released
8/31/2012 Williams, Malcolm Released

SEPTEMBER, 2012

9/1/2012 Salas, Greg Acquired via Trade (STL)
9/1/2012 Tennant, Matt Claimed off Waivers (NO)
9/1/2012 Carpenter, Bobby Released
9/1/2012 Austin, Thomas Signed to the practice squad
9/1/2012 Kettani, Eric Signed to the practice squad
9/1/2012 Kirkland, Sam Signed to the practice squad
9/1/2012 Kopa, Matt Signed to the practice squad
9/1/2012 Silvestro, Alex Signed to the practice squad
9/1/2012 Tarpinian, Jeff Signed to the practice squad
9/1/2012 Williams, Malcolm Signed to the practice squad
9/2/2012 Develin, James Signed to the practice squad
9/4/2012 Hilliard, Lex Signed
9/4/2012 Tennant, Matt Released
9/5/2012 Hoomanawanui, Michael Signed
9/5/2012 Shiancoe, Visanthe Placed on Reserve/Injured (designated for return)
9/5/2012 Taylor, Kerry Signed to the practice squad



2012 Transactions

Continued

SEPTEMBER, 2012

9/5/2012	Warren, Jeremiah	Signed to the practice squad
9/5/2012	Kettani, Eric	Released from the practice squad
9/5/2012	Kirkland, Sam	Released from the practice squad
9/12/2012	Quarles, Cyhl	Signed to the practice squad
9/12/2012	Silvestro, Alex	Released from the practice squad
9/19/2012	Branch, Deion	Signed
9/19/2012	Koutouvides, Niko	Signed
9/19/2012	Winslow, Kellen	Signed
9/19/2012	Hilliard, Lex	Released
9/19/2012	Rivera, Mike	Released
9/19/2012	Salas, Greg	Released
9/20/2012	Salas, Greg	Signed to the practice squad
9/20/2012	Taylor, Kerry	Released from the practice squad
9/26/2012	McClain, Terrell	Signed
9/26/2012	Forston, Marcus	Released
9/27/2012	Winslow, Kellen	Released
9/28/2012	Forston, Marcus	Signed to the practice squad
9/28/2012	Quarles, Cyhl	Released from the practice squad
9/29/2012	Tennant, Matt	Signed

OCTOBER, 2012

10/3/2012	Carpenter, Bobby	Signed
10/3/2012	Silvestro, Alex	Signed to the practice squad
10/3/2012	McClain, Terrell	Released
10/3/2012	Austin, Thomas	Released from the practice squad
10/20/2012	Tarpinian, Jeff	Signed from the practice squad
10/20/2012	Tennant, Matt	Released
10/26/2012	Dowling, Ras-I	Placed on Reserve/Injured (thigh)
10/27/2012	Williams, Malcolm	Signed from the practice squad
10/30/2012	Carpenter, Bobby	Released
10/31/2012	Martin, Derrick	Signed
10/31/2012	Rivera, Mike	Signed
10/31/2012	Moore, Sterling	Released
10/31/2012	Silvestro, Alex	Released from the practice squad

NOVEMBER, 2012

11/1/2012	Talib, Aqib	Acquired via trade (TB)
11/1/2012	Fayson, Jarred	Signed to the practice squad
11/2/2012	Moore, Sterling	Signed to the practice squad
11/6/2012	Harris, Jerrell	Signed to the practice squad
11/10/2012	Shiancoe, Visanthe	Activated to the 53-man roster
11/12/2012	Tarpinian, Jeff	Released



2012 Positional Roster

November 13, 2012

DEFENSE (27)								
#	NAME	POS	HT	WT	BORN	YR	COLLEGE	H.S. HOMETOWN
DEFENSIVE LINE (10)								
92	Bequette, Jake	DE	6-5	265	2/21/1989	R	Arkansas	Little Rock, Ark.
97	Brace, Ron	DL	6-3	330	12/18/1986	4	Boston College	Worcester, Mass.
96	Cunningham, Jermaine	DE	6-3	255	4/24/1988	3	Florida	Stone Mountain, Ga.
71	Deaderick, Brandon	DL	6-4	305	8/19/1987	3	Alabama	Elizabethtown, Ky.
94	Francis, Justin	DL	6-4	270	2/8/1989	R	Rutgers	Opa-Locka, Fla.
95	Jones, Chandler	DE	6-5	260	2/27/1990	R	Syracuse	Endicott, N.Y.
74	Love, Kyle	DL	6-1	315	11/18/1986	3	Mississippi State	Fairburn, Ga.
99	Scott, Trevor	DE	6-5	250	8/30/1984	5	Buffalo	Potsdam, N.Y.
50	Ninkovich, Rob	DL	6-2	260	2/1/1984	7	Purdue	Blue Island, Ill.
75	Wilfork, Vince	DL	6-2	325	11/4/1981	9	Miami (Fla.)	Boynton Beach, Fla.
LINEBACKER (6)								
54	Hightower, Dont'a	LB	6-3	270	3/12/1990	R	Alabama	Lewisburg, Tenn.
90	Koutouvides, Niko	LB	6-2	245	3/25/1981	9	Purdue	New Britain, Conn.
51	Mayo, Jerod	LB	6-1	250	2/23/1986	5	Tennessee	Hampton, Va.
59	Rivera, Mike	LB	6-2	255	1/10/1986	1	Kansas	Shawnee Mission, Kan.
55	Spikes, Brandon	LB	6-2	255	9/3/1987	3	Florida	Shelby, N.C.
58	White, Tracy	LB	6-0	235	4/14/1981	10	Howard	St. Stephen, S.C.
DEFENSIVE BACK (11)								
24	Arrington, Kyle	CB	5-10	195	8/12/1986	4	Hofstra	Accokeek, Md.
25	Chung, Patrick	S	5-11	210	8/19/1987	4	Oregon	Rancho Cucamonga, Calif.
23	Cole, Marquice	CB	5-10	195	11/13/1983	4	Northwestern	Hazel Crest, Ill.
37	Dennard, Alfonso	CB	5-10	200	9/9/1989	R	Nebraska	Rochelle, Ga.
43	Ebner, Nate	DB	6-0	210	12/14/1988	R	Ohio State	Dublin, Ohio
28	Gregory, Steve	S	5-11	200	1/8/1983	7	Syracuse	Staten Island, N.Y.
26	Martin, Derrick	S	5-10	203	5/16/1985	7	Wyoming	Denver, Co.
32	McCourt, Devin	CB	5-10	195	8/13/1987	3	Rutgers	Montvale, N.J.
31	Talib, Aqib	CB	6-1	205	2/13/1986	5	Kansas	Richardson, Texas
41	Williams, Malcolm	DB	5-11	205	11/22/1987	2	Texas Christian	Grand Prairie, Texas
27	Wilson, Tavon	DB	6-0	210	3/19/1990	R	Illinois	Washington, D.C.
OFFENSE (24)								
#	NAME	POS	HT	WT	BORN	YR	COLLEGE	H.S. HOMETOWN
OFFENSIVE LINE (8)								
61	Cannon, Marcus	OL	6-5	340	5/6/1988	2	Texas Christian	Odessa, Texas
63	Connolly, Dan	OL	6-4	310	9/2/1982	7	Southeast Missouri St.	St. Louis, Mo.
70	Mankins, Logan	G	6-4	310	3/10/1982	8	Fresno State	Cathays Valley, Calif.
65	McDonald, Nick	OL	6-4	305	6/27/1987	3	Grand Valley State	Sterling Heights, Mich.
77	Solder, Nate	T	6-8	320	4/12/1988	2	Colorado	Buena Vista, Co.
64	Thomas, Donald	OL	6-4	305	9/25/1985	5	Connecticut	New Haven, Conn.
76	Vollmer, Sebastian	T	6-8	320	7/10/1984	4	Houston	Kaarst, Germany
62	Wendell, Ryan	OL	6-2	300	3/4/1986	4	Fresno State	Diamond Bar, Calif.
QUARTERBACK (2)								
12	Brady, Tom	QB	6-4	225	8/3/1977	13	Michigan	San Mateo, Calif.
15	Mallett, Ryan	QB	6-6	245	6/5/1988	2	Arkansas	Texarkana, Texas
WIDE RECEIVER (5)								
84	Branch, Delon	WR	5-9	195	7/18/1979	11	Louisville	Albany, Ga.
11	Edelman, Julian	WR	5-10	200	5/22/1986	4	Kent State	Redwood City, Calif.
85	Lloyd, Brandon	WR	6-0	200	7/5/1981	10	Illinois	Blue Springs, Mo.
18	Slater, Matthew	WR	6-0	210	9/9/1985	5	UCLA	Anaheim, Calif.
83	Welker, Wes	WR	5-9	185	5/1/1981	9	Texas Tech	Oklahoma City, Okla.
RUNNING BACK (4)								
38	Bolden, Brandon	RB	5-11	220	1/26/1990	R	Mississippi	Baton Rouge, La.
22	Ridley, Stevan	RB	5-11	220	1/27/1989	2	Louisiana State	Natchez, Miss.
34	Vereen, Shane	RB	5-9	205	5/2/1989	2	California	Valencia, Calif.
39	Woodhead, Danny	RB	5-8	200	1/25/1985	5	Chadron State	North Platte, Ne.
TIGHT END (5)								
86	Fells, Daniel	TE	6-4	265	9/23/1983	6	UC Davis	Fullerton, Calif.
87	Gronkowski, Rob	TE	6-6	265	5/14/1989	3	Arizona	Pittsburgh, Pa.
81	Hernandez, Aaron	TE	6-1	245	11/6/1989	3	Florida	Bristol, Conn.
47	Hoomanawanui, Michael	TE	6-4	263	7/4/1988	3	Illinois	Bloomington, Ill.
80	Shiancoe, Visanthe	TE	6-4	250	6/18/1990	10	Morgan State	Laurel, Md.
SPECIALISTS (3)								
#	NAME	POS	HT	WT	BORN	YR	COLLEGE	H.S. HOMETOWN
SPECIALISTS (3)								
48	Aiken, Danny	LS	6-4	260	8/28/1988	2	Virginia	Roanoke, Va.
3	Gostkowski, Stephen	K	6-1	215	1/28/1984	7	Memphis	Madison, Miss.
14	Mesko, Zoltan	P	6-5	230	3/6/1986	3	Michigan	Twinsburg, Ohio
RESERVE/DID NOT REPORT (1)								
#	NAME	POS	HT	WT	BORN	YR	COLLEGE	H.S. HOMETOWN
RESERVE/DID NOT REPORT (1)								
54	Waters, Brian	G	6-3	320	2/18/1977	13	North Texas	Waxahachie, Texas
RESERVE/P.U.P. LIST (2)								
#	NAME	POS	HT	WT	BORN	YR	COLLEGE	H.S. HOMETOWN
RESERVE/P.U.P. LIST (2)								
88	Ballard, Jake	TE	6-6	275	12/21/1987	2	Ohio State	Springboro, Ohio
91	Pryor, Myron	DL	6-1	305	6/13/1986	4	Kentucky	Louisville, Ky.
RESERVE/N.F.I. LIST (1)								
#	NAME	POS	HT	WT	BORN	YR	COLLEGE	H.S. HOMETOWN
RESERVE/N.F.I. LIST (1)								
66	Zusevics, Markus	T	6-5	300	4/25/1989	R	Iowa	Arlington Heights, Ill.
EXEMPT/LEFT SQUAD (1)								
#	NAME	POS	HT	WT	BORN	YR	COLLEGE	H.S. HOMETOWN
EXEMPT/LEFT SQUAD (1)								
42	Fiammetta, Tony	FB	6-0	250	8/22/1986	4	Syracuse	Walkersville, Md.
RESERVE/INJURED (9)								
#	NAME	POS	HT	WT	BORN	YR	COLLEGE	H.S. HOMETOWN
RESERVE/INJURED (9)								
26	Allen, Will	CB	5-10	195	8/5/1978	12	Syracuse	Syracuse, N.Y.
30	Barrett, Josh	S	6-2	225	11/22/1984	5	Arizona State	Reno, Nev.
42	Demps, Jeff	RB	5-7	191	1/8/1990	R	Florida	Groveland, Fla.
21	Dowling, Ras-I	CB	6-1	210	5/9/1988	2	Virginia	Chesapeake, Va.
52	Fletcher, Dane	LB	6-2	245	9/14/1986	3	Montana State	Bozeman, Mont.
82	Herman, Brad	TE	6-5	255	12/29/1989	R	Iowa	Metamora, Ill.
69	Hix, Kyle	OL	6-7	315	9/23/1988	2	Texas	Aledo, Tex.
46	Larsen, Spencer	FB	6-2	245	3/4/1984	5	Arizona	Gilbert, Ariz.
71	Richard, Jamey	OL	6-5	295	10/9/1984	5	Buffalo	Weston, Conn.
RESERVE/MILITARY (1)								
#	NAME	POS	HT	WT	BORN	YR	COLLEGE	H.S. HOMETOWN
RESERVE/MILITARY (1)								
15	White, Shun	WR	5-8	195	12/9/1985	1	Navy	Memphis, Tenn.



How The Patriots Were Built

UPDATED: November 13, 2012

<u>YEAR</u>	<u>DRAFTEES (29)</u>	<u>VETERAN FREE AGENTS (16)</u>	<u>WAIVERS (1) / TRADES (3)</u>	<u>ROOKIE AND FIRST-YEAR FREE AGENTS (5)</u>
2000	Tom Brady (6b)			
2004	Vince Wilfork (1a)			
2005	Logan Mankins (1)			
2006	Stephen Gostkowski (4b)			
2007			Wes Welker (fa)(tr-MIA)	
2008	Jerod Mayo (1) Matthew Slater (5)	Dan Connolly (fa)(JAX)		Ryan Wendell (fa)
2009	Patrick Chung (2a) Ron Brace (2b) Sebastian Vollmer (2d) Julian Edelman (7a)	Rob Ninkovich (5)(NO)		Kyle Arrington (fa) (PHI)
2010	Devin McCourty (1) Rob Gronkowski (2a) Jermaine Cunningham (2b) Brandon Spikes (2c) Aaron Hernandez (4) Zoltan Mesko (5) Brandon Deaderick (7)	Danny Woodhead (fa)(NYJ)	Tracy White (fa) (tr-PHI)	Kyle Love (fa)
2011	Nate Solder (1) Shane Vereen (2b) Stevan Ridley (3a) Ryan Mallett (3b) Marcus Cannon (5a) Malcolm Williams (7)	Nick McDonald (fa)(GB) Donald Thomas (6)(MIA)	Danny Aiken (fa) CW (BUF)	
2012	Chandler Jones (1a) Dont'a Hightower (1b) Tavon Wilson (2) Jake Bequette (3) Nate Ebner (6) Alfonzo Dennard (7a)	Deion Branch (2)(NE) Marquice Cole (fa)(OAK) Daniel Fells (fa)(ATL) Steve Gregory (fa)(SD) Michael Hoomanawanui (5)(STL) Niko Koutouvides (4)(SEA) Brandon Lloyd (4)(SF) Derrick Martin (6)(BAL) Mike Rivera (fa) Trevor Scott (6)(OAK) Visanthe Shiancoe (3)(NYG)	Aqib Talin (1) (tr-TB)	Brandon Bolden (fa) Justin Francis (fa)

NOTE: Team in parenthesis is the player's prior team
 (#) – indicates round drafted
 (fa) – indicates non-drafted free agents

RESERVE/INJURED (9)

Will Allen (1) (NYG)
 Josh Barrett (7) CW (DEN)
 Jeff Demps (fa)
 Ras-I Dowling (2)
 Dane Fletcher (fa)
 Brad Herman (fa)
 Kyle Hix (fa)
 Spencer Larsen (6) (DEN)
 Jamey Richard (7)(IND)

RESERVE/DID NOT REPORT (1)

Brian Waters (fa)(DAL)

RESERVE/MILITARY (1)

Shun White (fa)

EXEMPT/LEFT SQUAD (1)

Tony Fiammetta (4)(CAR)

RESERVE/P.U.P. LIST (2)

Jake Ballard (fa) CW (NYG)

Myron Pryor (6b)

RESERVE/N.F.I. LIST (1)

Markus Zusevics (fa)



UNOFFICIAL DEPTH CHART

Unofficial depth chart compiled by Patriots media relations, November 13, 2012

OFFENSE

WR: 83 Wes Welker	11 Julian Edelman		
LT: 77 Nate Solder	61 Marcus Cannon		
LG: 70 Logan Mankins	64 Donald Thomas		
C: 62 Ryan Wendell	65 Nick McDonald		
RG: 63 Dan Connolly	65 Nick McDonald		
RT: 76 Sebastian Vollmer	61 Marcus Cannon		
TE: 87 Rob Gronkowski	81 Aaron Hernandez	86 Daniel Fells	80 Visanthe Shiancoe 47 Michael Hoomanawanui
WR: 85 Brandon Lloyd	84 Deion Branch	18 Matthew Slater	
QB: 12 Tom Brady	15 Ryan Mallett		
RB: 39 Danny Woodhead	34 Shane Vereen		
RB: 22 Stevan Ridley	<u>38 Brandon Bolden</u>		

DEFENSE

LE: 50 Rob Ninkovich	96 Jermaine Cunningham	99 Trevor Scott	<u>92 Jake Bequette</u>
DT: 75 Vince Wilfork	97 Ron Brace		
DT: 74 Kyle Love	<u>94 Justin Francis</u>		
RE: <u>95 Chandler Jones</u>	71 Brandon Deaderick		
LB: 51 Jerod Mayo	59 Mike Rivera		
LB: 55 Brandon Spikes	90 Niko Koutouvides		
LB: <u>54 Dont'a Hightower</u>	58 Tracy White		
LCB: 32 Devin McCourty	<u>37 Alfonzo Dennard</u>		
RCB: 24 Kyle Arrington	23 Marquice Cole	31 Aqib Talib	
S: 28 Steve Gregory	<u>27 Tavon Wilson</u>	41 Malcolm Williams	
S: 25 Patrick Chung	26 Derrick Martin	<u>43 Nate Ebner</u>	

SPECIAL TEAMS

K: 3 Stephen Gostkowski	
P: 14 Zoltan Mesko	
H: 14 Zoltan Mesko	
PR: 11 Julian Edelman	83 Wes Welker
KR: 32 Devin McCourty	18 Matthew Slater
LS: 48 Danny Aiken	

PRONUNCIATION GUIDE

Jake Bequette	BECK-it	Jerod Mayo	je-ROD
Marquice Cole	mar-KWEECE	Zoltan Mesko	ZOLE-tahn
Brandon Deaderick	DEAD-er-rick	Stevan Ridley	STEE-ven
Alfonzo Dennard	DENN-erd	Visanthe Shiancoe	vi-sahn-TAY SHANK-oh
Nate Ebner	EBB-ner	Nate Solder	SOLD-er
Stephen Gostkowski	gust-OW-ski	Aqib Talib	Uh-keeb TUH-leeb
Dont'a Hightower	don-TAY	Shane Vereen	vuh-REEN
Michael Hoomanawanui	Ho-oh-mah-nah-wah-noo-wee	Ryan Wendell	WHEN-dell
Niko Koutouvides	NEE-koh KOO-tah-VEE-dees	Tavon Wilson	TAY-von